Appendix Test Data

Report No.:	1812C40015712501	Test Sample No.:	1-2-2
Start Test Date:	2024.08.30	Finish Test Date:	2024.08.30
Test Engineer:	Jokes Huang	Auditor:	Justin Feng
Temperature:	25.5℃	Relative Humidity:	47%
Pressure:	101kPa		

Appendix A: 20dB Bandwidth

Test Result

Test Mode	Antenna	Frequency[MHz]	20db EBW[MHz]	FL[MHz]	FH[MHz]	Limit[MHz]	Verdict
DH5	Ant1	2402	0.960	2401.544	2402.504	---	---
DH5	Ant1	2441	0.951	2440.544	2441.495	---	---
DH5	Ant1	2480	0.948	2479.550	2480.498	---	---
2DH5	Ant1	2402	1.278	2401.379	2402.657	---	---
2DH5	Ant1	2441	1.308	2440.352	2441.660	---	---
2DH5	Ant1	2480	1.284	2479.376	2480.660	---	---

Test Graphs

DH5-Ant1-2402

DH5-Ant1-2441

DH5-Ant1-2480

2DH5-Ant1-2402

2DH5-Ant1-2441

2DH5-Ant1-2480

Appendix B: 99% Occupied Bandwidth

Test Result

Test Mode	Antenna	Frequency[MHz]	OCB [MHz]	FL[MHz]	FH[MHz]	Limit[MHz]	Verdict
DH5	Ant1	2402	0.85742	2401.5766	2402.4340	---	---
DH5	Ant1	2441	0.85731	2440.5723	2441.4296	---	---
DH5	Ant1	2480	0.86964	2479.5718	2480.4414	---	---
2DH5	Ant1	2402	1.1721	2401.4189	2402.5910	---	---
2DH5	Ant1	2441	1.1959	2440.4083	2441.6042	---	---
2DH5	Ant1	2480	1.1938	2479.4085	2480.6023	---	---

Test Graphs

DH5-Ant1-2402

DH5-Ant1-2441

DH5-Ant1-2480

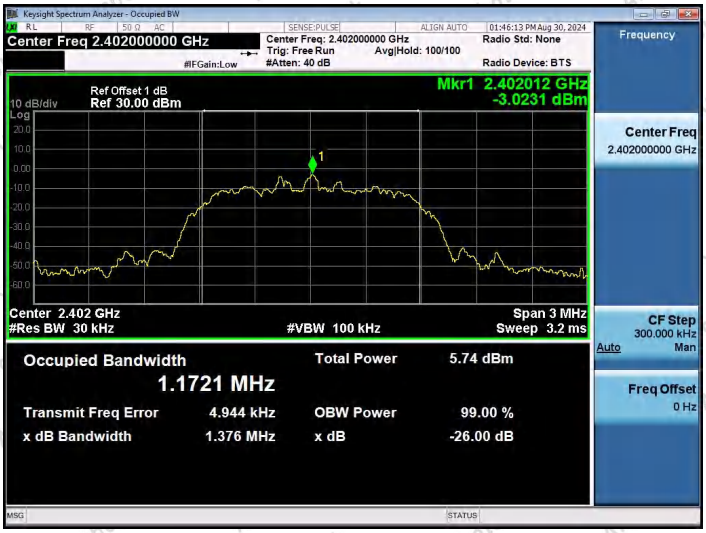

2DH5-Ant1-2402

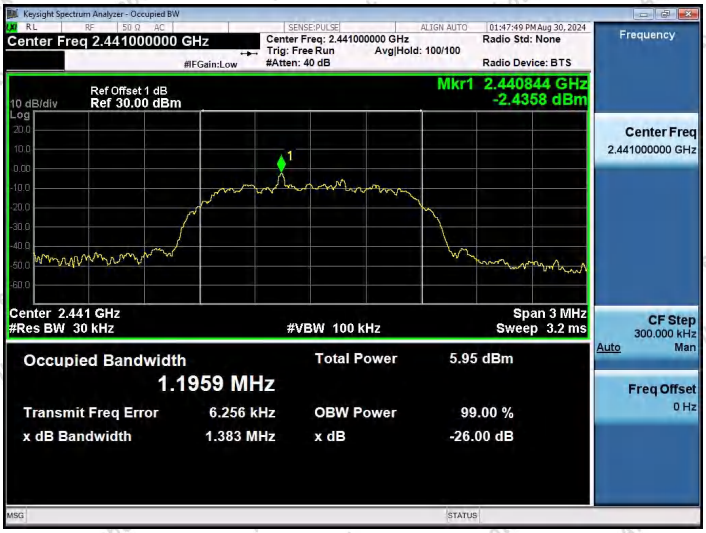

2DH5-Ant1-2441

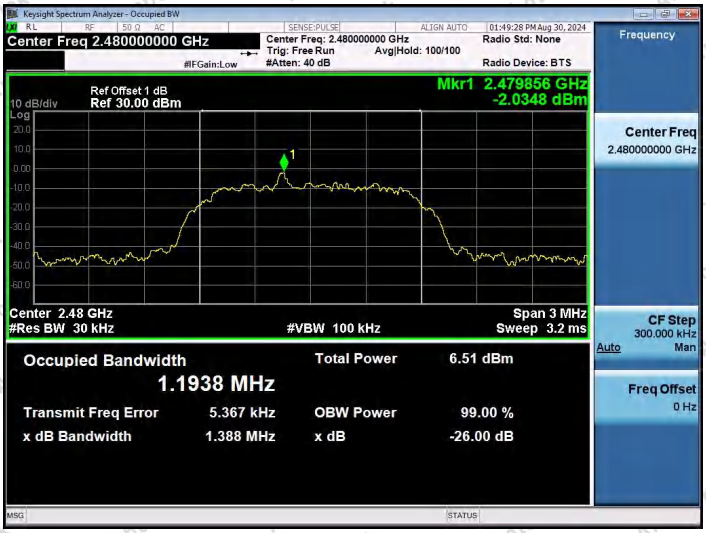

2DH5-Ant1-2480

Appendix C: Maximum Conducted Output Power

Test Result Peak

Test Mode	Antenna	Frequency[MHz]	Conducted Peak Power[dBm]	Conducted Limit[dBm]	Verdict
DH5	Ant1	2402	-0.43	≤20.97	PASS
DH5	Ant1	2441	0.43	≤20.97	PASS
DH5	Ant1	2480	0.83	≤20.97	PASS
2DH5	Ant1	2402	0.35	≤20.97	PASS
2DH5	Ant1	2441	1.19	≤20.97	PASS
2DH5	Ant1	2480	1.53	≤20.97	PASS

Test Graphs

DH5-Ant1-2402-PASS

DH5-Ant1-2441-PASS

DH5-Ant1-2480-PASS

2DH5-Ant1-2402-PASS

2DH5-Ant1-2441-PASS

2DH5-Ant1-2480-PASS

Appendix D: Carrier frequency separation

Test Result

Test Mode	Antenna	Frequency[MHz]	Result[MHz]	Limit[MHz]	Verdict
DH5	Ant1	Hop	0.992	≥0.640	PASS
2DH5	Ant1	Hop	1.010	≥0.872	PASS

Test Graphs

DH5-Ant1-Hop-PASS

2DH5-Ant1-Hop-PASS

Appendix E: Dwell Time

Test Result

Test Mode	Antenna	Frequency[MHz]	BurstWidth [ms]	TotalHops [Num]	Result[s]	Limit[s]	Verdict
DH1	Ant1	Hop	0.380	315	0.12	≤0.4	PASS
DH3	Ant1	Hop	1.637	165	0.27	≤0.4	PASS
DH5	Ant1	Hop	2.884	101	0.291	≤0.4	PASS
2DH1	Ant1	Hop	0.390	316	0.123	≤0.4	PASS
2DH3	Ant1	Hop	1.642	162	0.266	≤0.4	PASS
2DH5	Ant1	Hop	2.891	111	0.321	≤0.4	PASS

Test Graphs

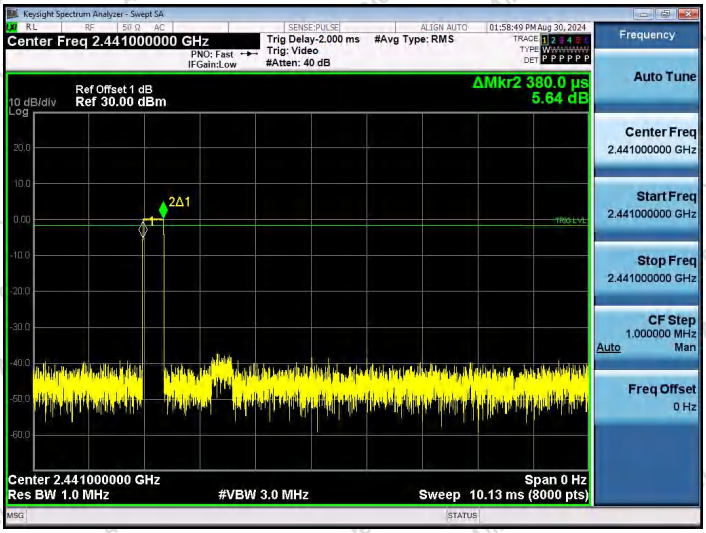

DH1-Ant1-Hop-PASS

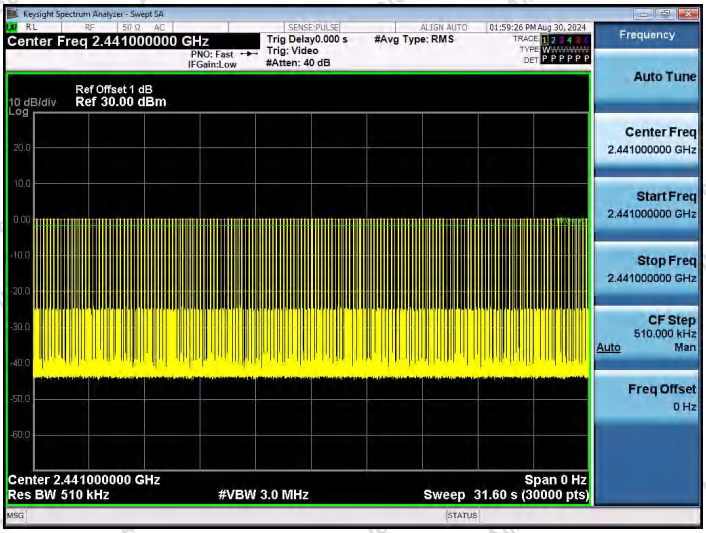

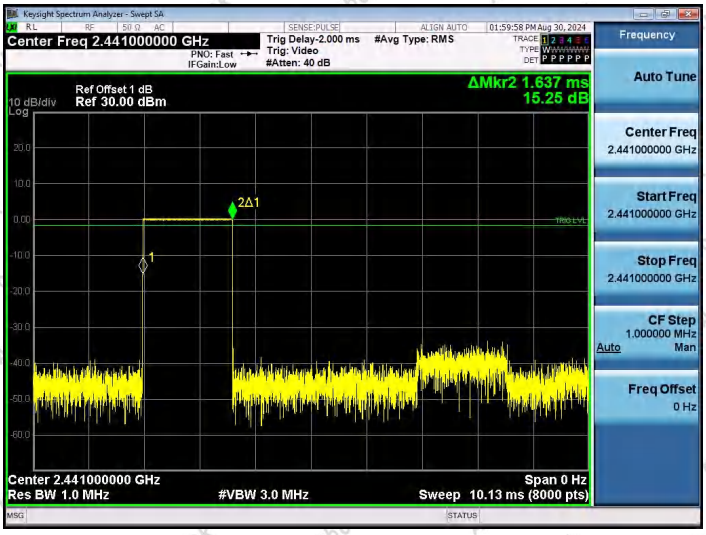

DH3-Ant1-Hop-PASS

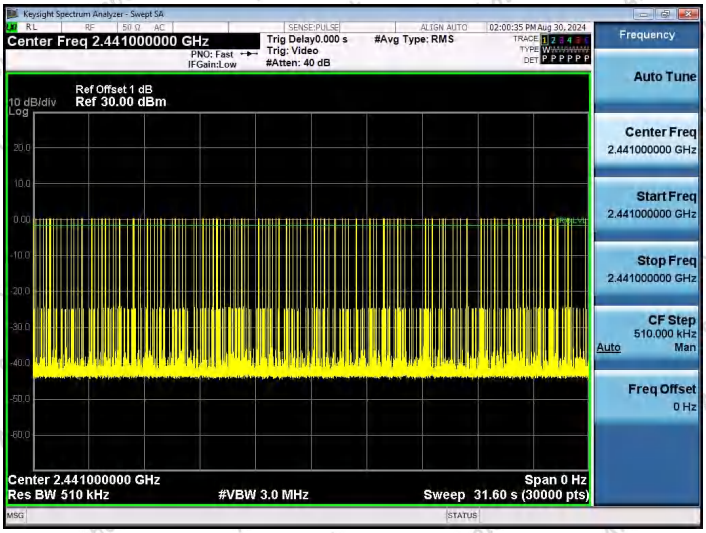

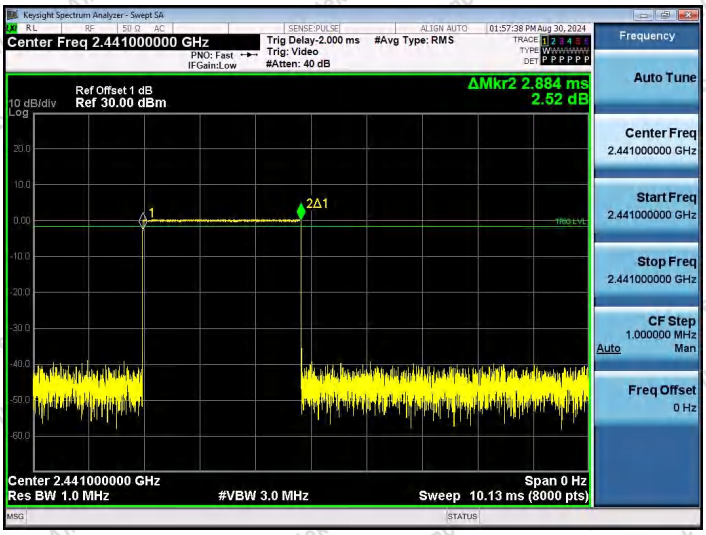

DH5-Ant1-Hop-PASS

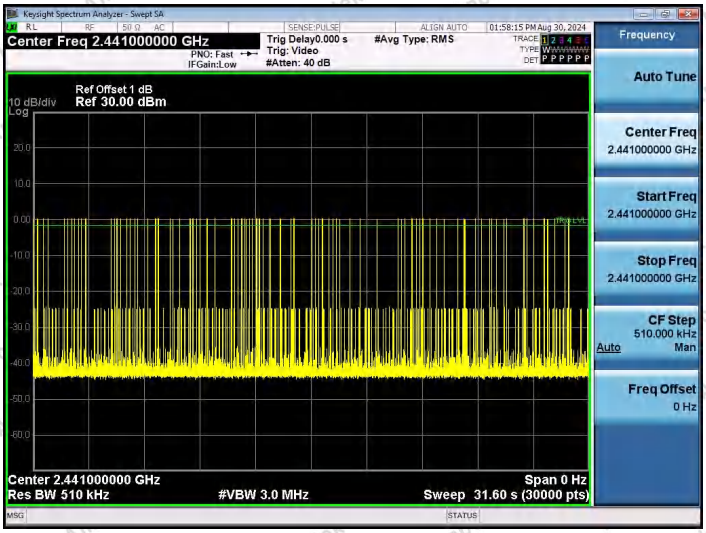

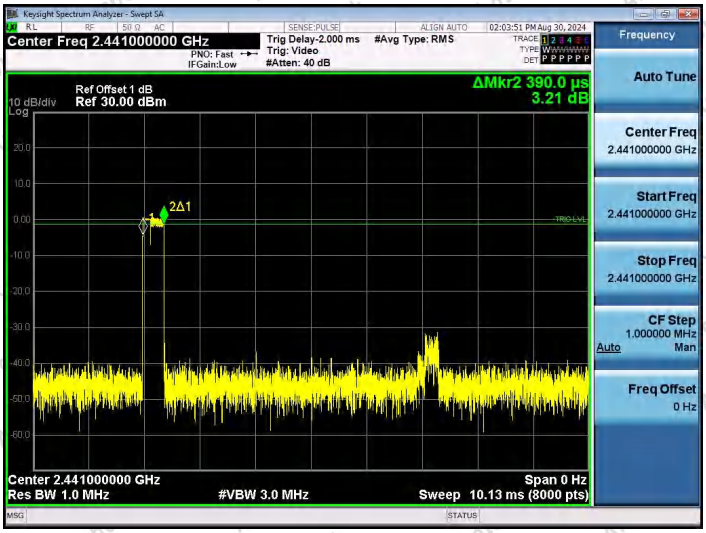

2DH1-Ant1-Hop-PASS

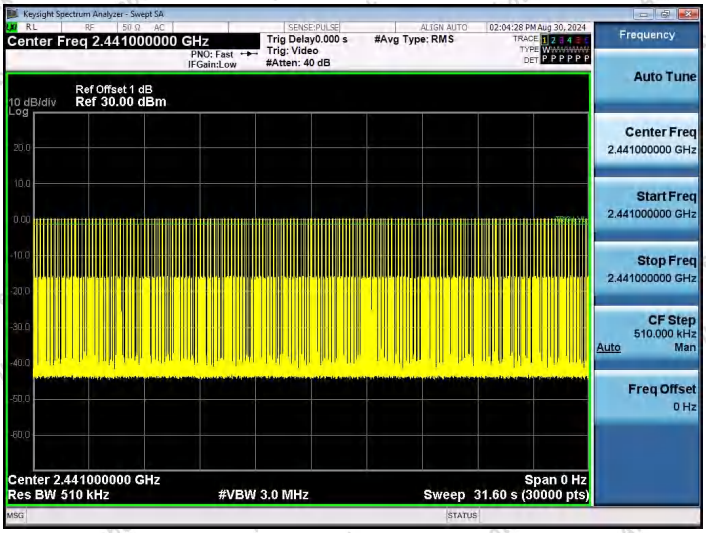

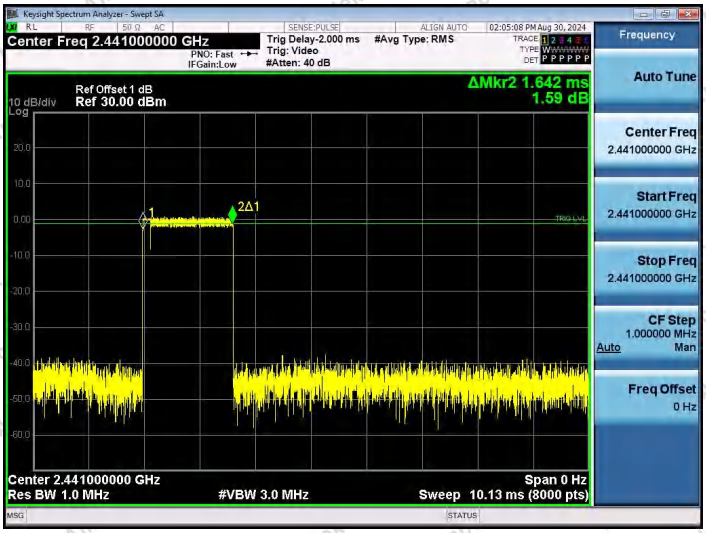

2DH3-Ant1-Hop-PASS

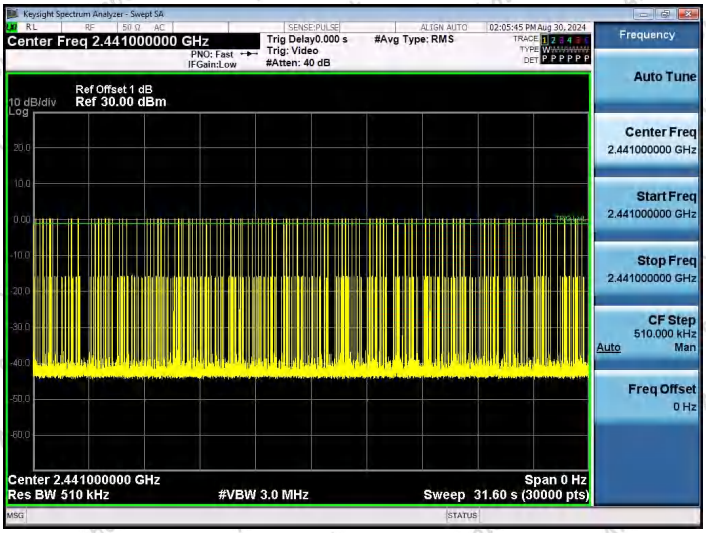

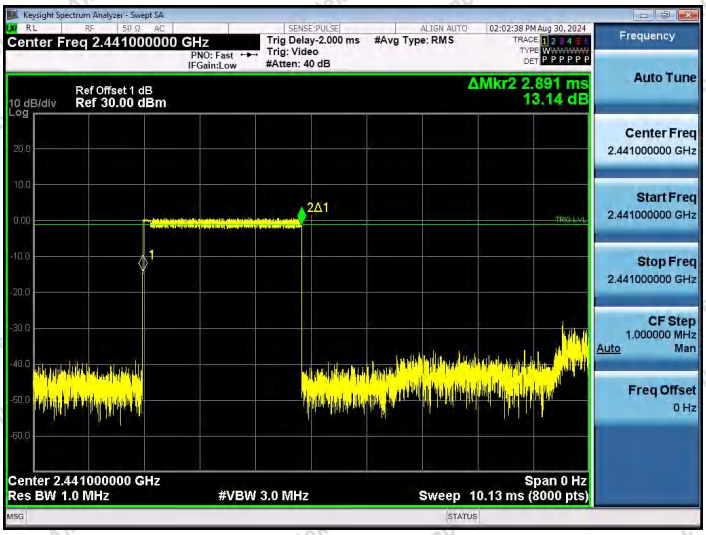

2DH5-Ant1-Hop-PASS

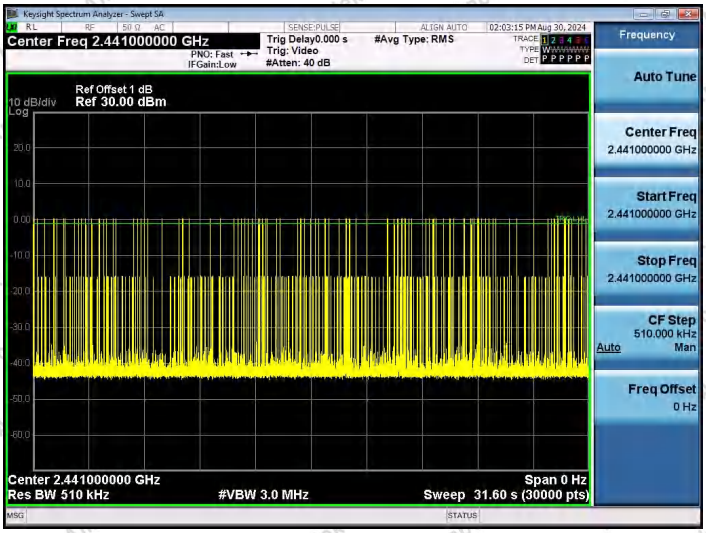

Appendix F: Number of Hopping Channel

Test Result

Test Mode	Antenna	Frequency[MHz]	Result[Num]	Limit[Num]	Verdict
DH5	Ant1	Hop	79	≥15	PASS
2DH5	Ant1	Hop	79	≥15	PASS

Test Graphs

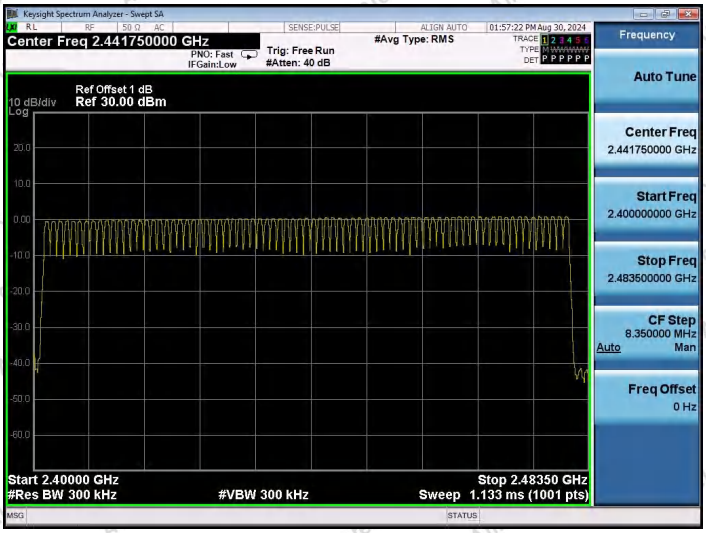

DH5-Ant1-Hop-PASS

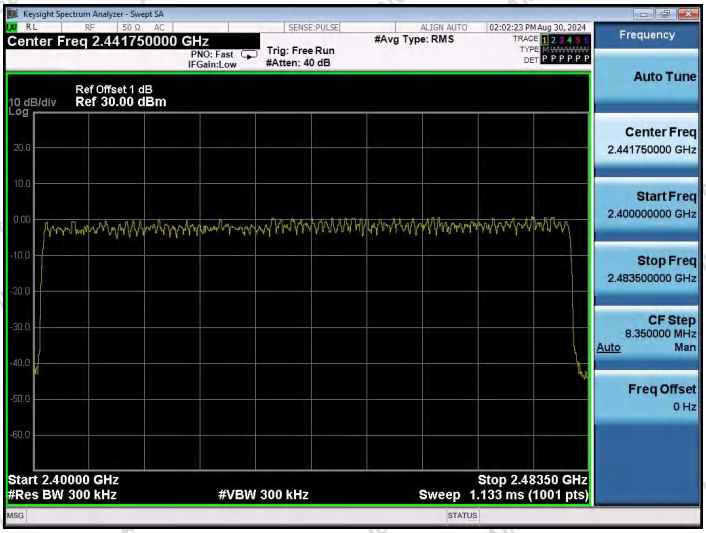

2DH5-Ant1-Hop-PASS

Appendix G: Conducted Band edge

Test Result

Test Mode	Antenna	ChName	Frequency[MHz]	RefLevel [dBm]	Result [dBm]	Limit [dBm]	Verdict
DH5	Ant1	Low	2402	-0.89	-39.79	≤-20.89	PASS
DH5	Ant1	High	2480	0.41	-44.39	≤-19.59	PASS
DH5	Ant1	Low	Hop_2402	-0.82	-37.26	≤-20.82	PASS
DH5	Ant1	High	Hop_2480	0.53	-35.28	≤-19.47	PASS
2DH5	Ant1	Low	2402	-2.07	-38.91	≤-22.07	PASS
2DH5	Ant1	High	2480	-2.51	-36.56	≤-22.51	PASS
2DH5	Ant1	Low	Hop_2402	-1.89	-41.5	≤-21.89	PASS
2DH5	Ant1	High	Hop_2480	-0.57	-38.55	≤-20.57	PASS

Test Graphs

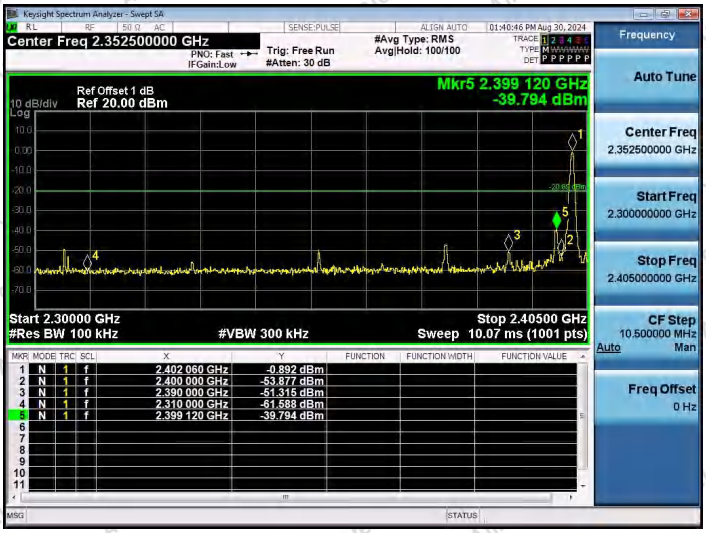

DH5-Ant1-2402-PASS

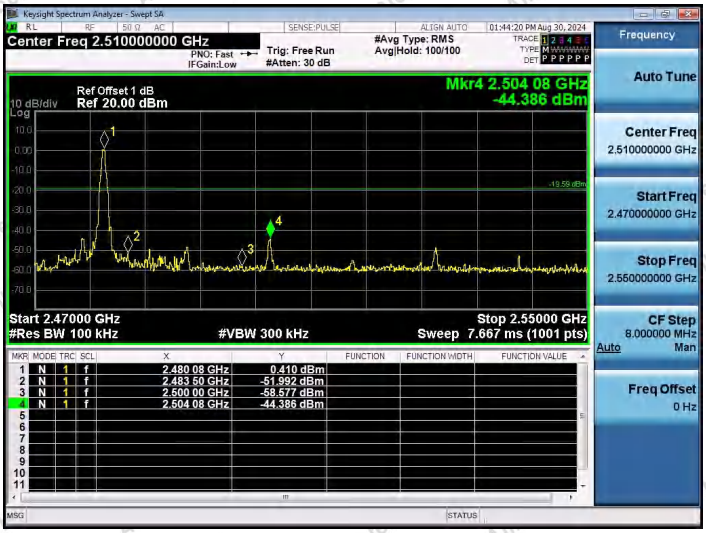

DH5-Ant1-2480-PASS

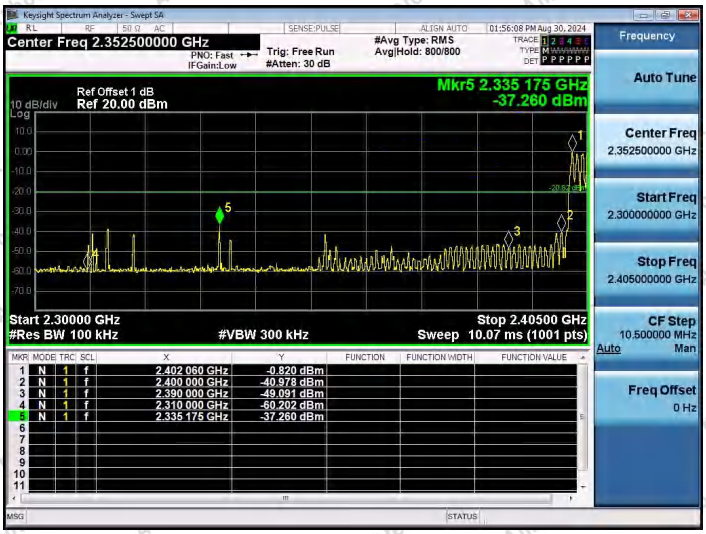

DH5-Ant1-Hop_2402-PASS

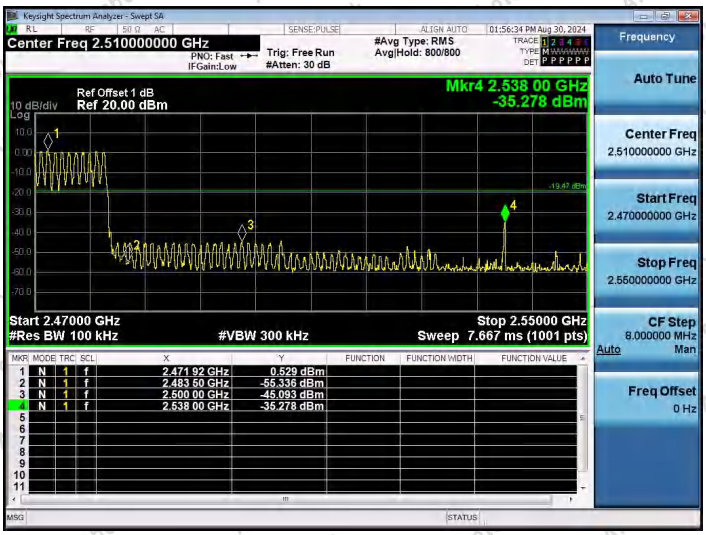

DH5-Ant1-Hop_2480-PASS

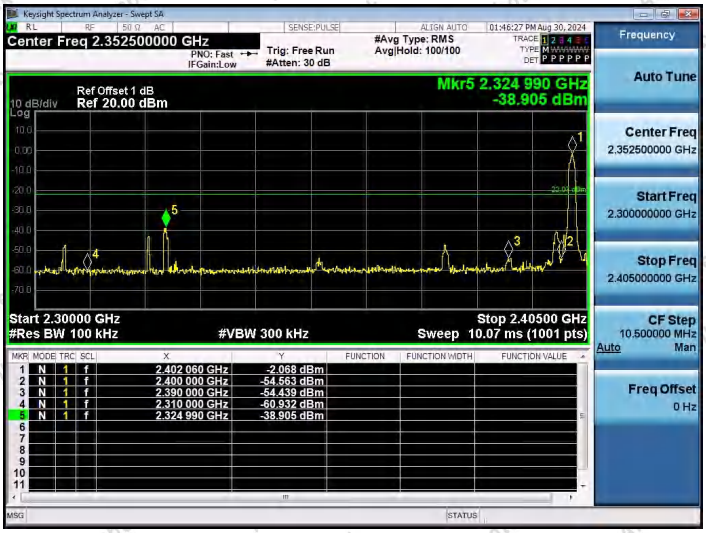

2DH5-Ant1-2402-PASS

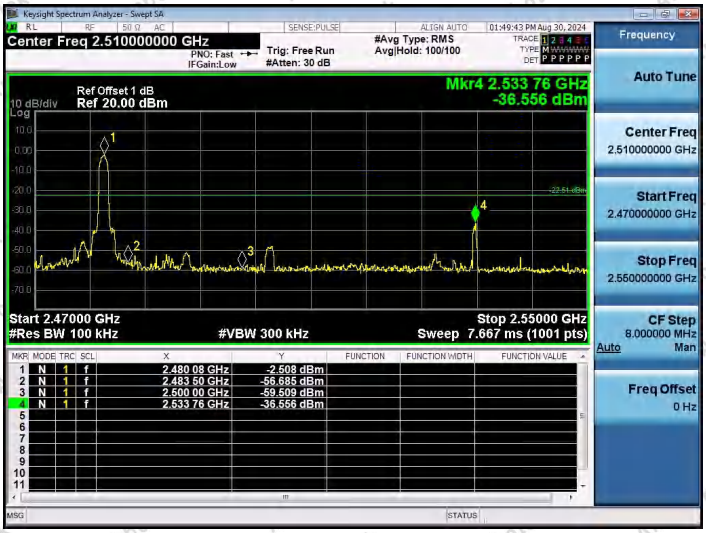

2DH5-Ant1-2480-PASS

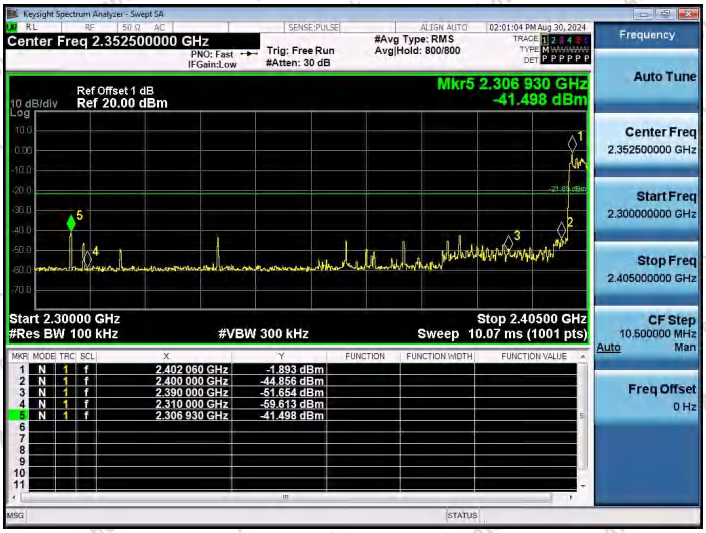

2DH5-Ant1-Hop_2402-PASS

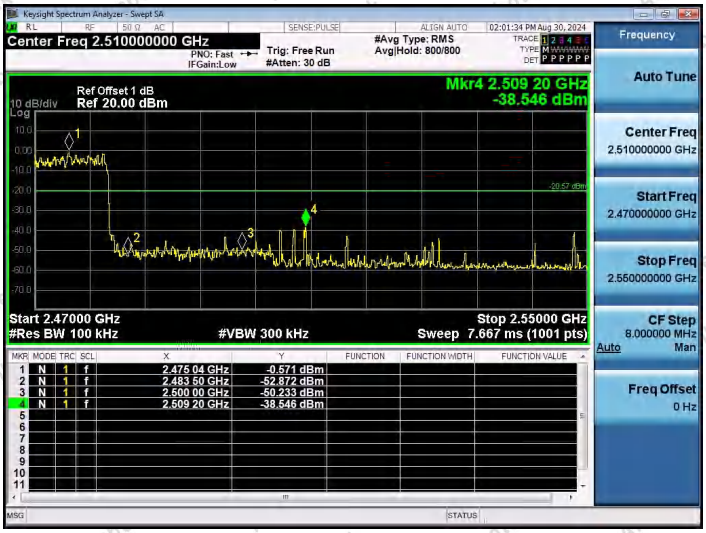

2DH5-Ant1-Hop_2480-PASS

Appendix H: Conducted Spurious Emission

Test Result

Test Mode	Antenna	Frequency[MHz]	FreqRange [MHz]	RefLevel [dBm]	Result [dBm]	Limit [dBm]	Verdict
DH5	Ant1	2402	0~Reference	-1.50	-1.50	---	PASS
DH5	Ant1	2402	30~1000	-1.50	-63.79	≤-21.5	PASS
DH5	Ant1	2402	1000~26500	-1.50	-49.79	≤-21.5	PASS
DH5	Ant1	2441	0~Reference	-0.16	-0.16	---	PASS
DH5	Ant1	2441	30~1000	-0.16	-64.42	≤-20.16	PASS
DH5	Ant1	2441	1000~26500	-0.16	-48.19	≤-20.16	PASS
DH5	Ant1	2480	0~Reference	-0.11	-0.11	---	PASS
DH5	Ant1	2480	30~1000	-0.11	-68.06	≤-20.11	PASS
DH5	Ant1	2480	1000~26500	-0.11	-42.95	≤-20.11	PASS
2DH5	Ant1	2402	0~Reference	-3.32	-3.32	---	PASS
2DH5	Ant1	2402	30~1000	-3.32	-68.48	≤-23.32	PASS
2DH5	Ant1	2402	1000~26500	-3.32	-50.09	≤-23.32	PASS
2DH5	Ant1	2441	0~Reference	-0.83	-0.83	---	PASS
2DH5	Ant1	2441	30~1000	-0.83	-68.48	≤-20.83	PASS
2DH5	Ant1	2441	1000~26500	-0.83	-49.9	≤-20.83	PASS
2DH5	Ant1	2480	0~Reference	-0.43	-0.43	---	PASS
2DH5	Ant1	2480	30~1000	-0.43	-68.23	≤-20.43	PASS
2DH5	Ant1	2480	1000~26500	-0.43	-47.13	≤-20.43	PASS

Test Graphs

DH5-Ant1-2402-0~Reference-PASS

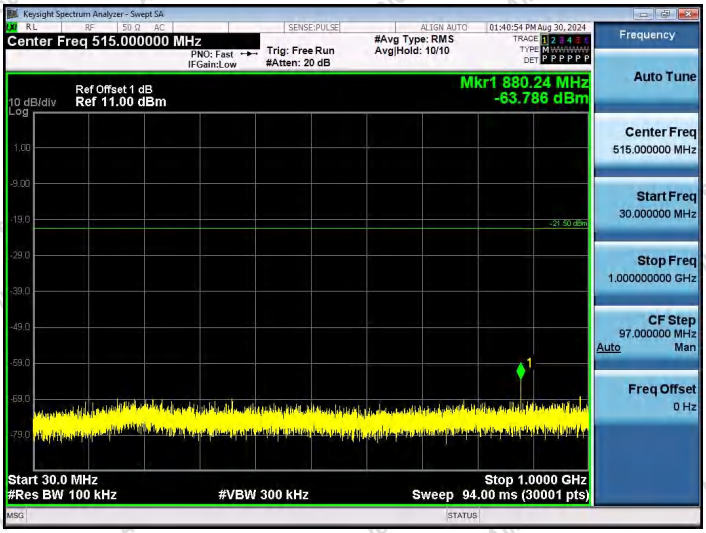

DH5-Ant1-2402-30~1000-PASS

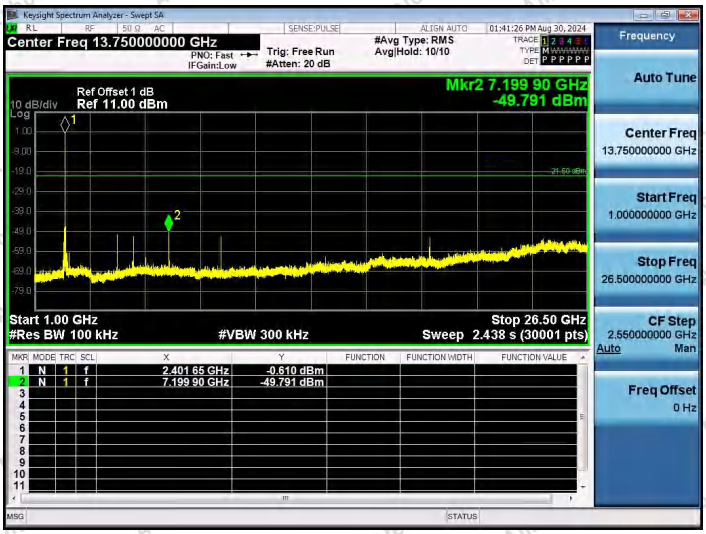

DH5-Ant1-2402-1000~26500-PASS

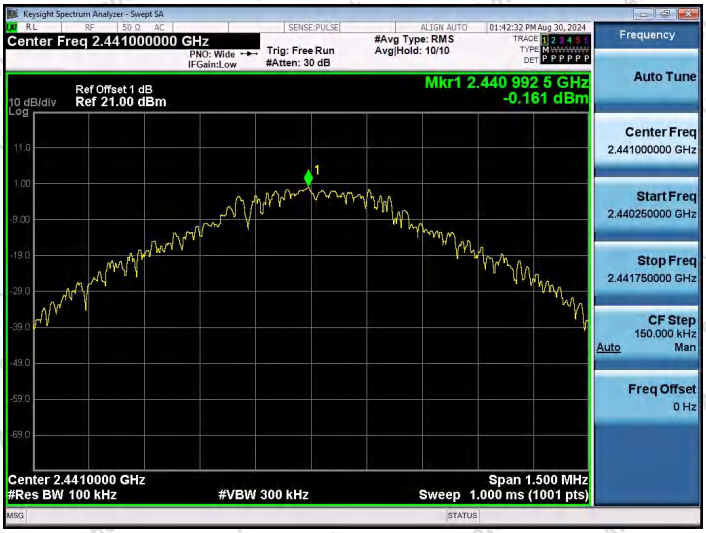

DH5-Ant1-2441-0~Reference-PASS

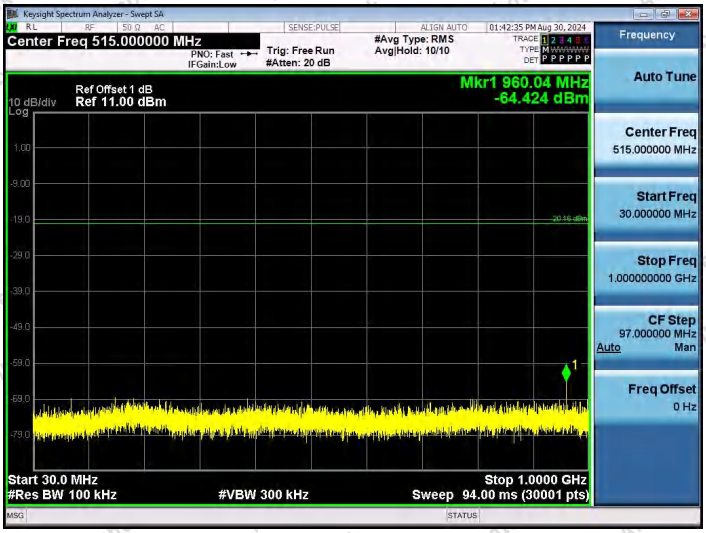

DH5-Ant1-2441-30~1000-PASS

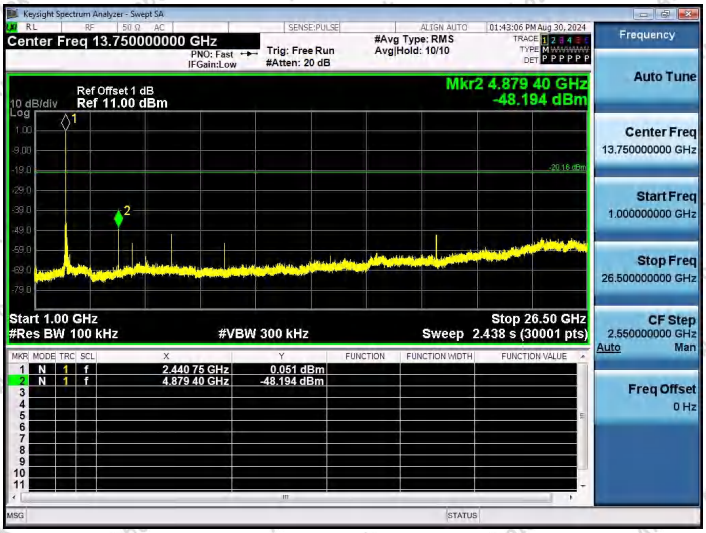

DH5-Ant1-2441-1000~26500-PASS

DH5-Ant1-2480-0~Reference-PASS

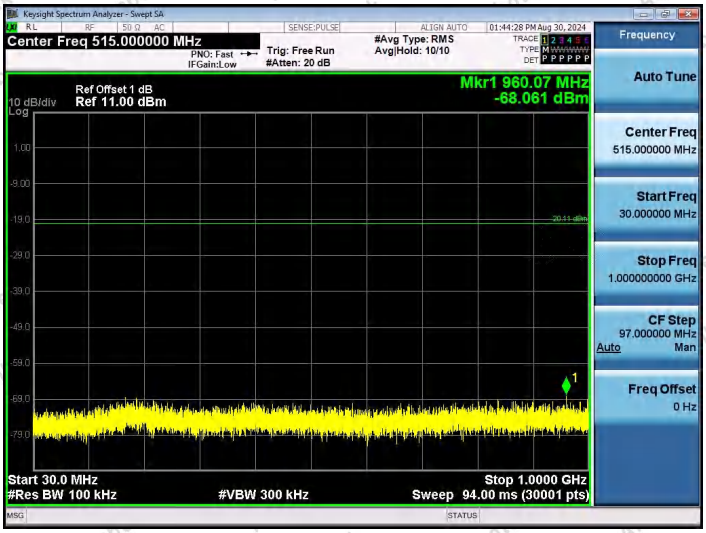

DH5-Ant1-2480-30~1000-PASS

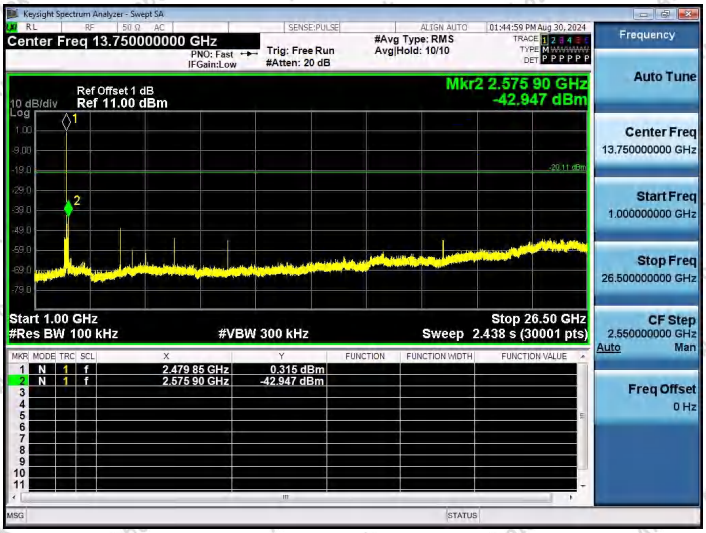

DH5-Ant1-2480-1000~26500-PASS

2DH5-Ant1-2402-0~Reference-PASS

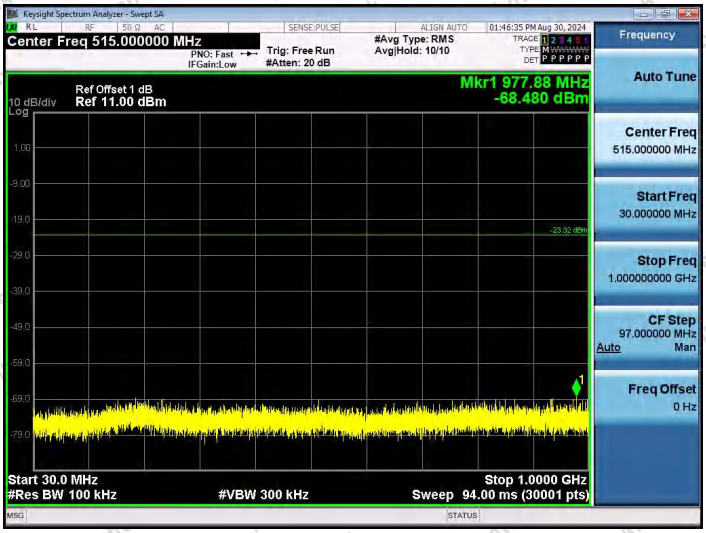

2DH5-Ant1-2402-30~1000-PASS

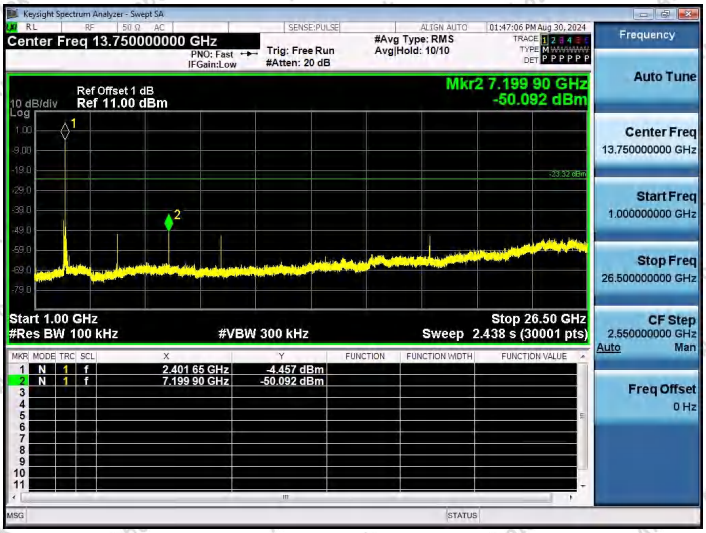

2DH5-Ant1-2402-1000~26500-PASS

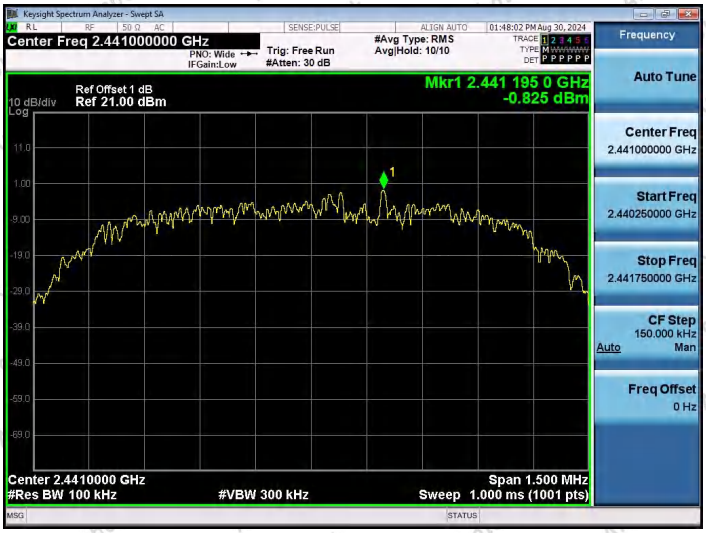

2DH5-Ant1-2441-0~Reference-PASS

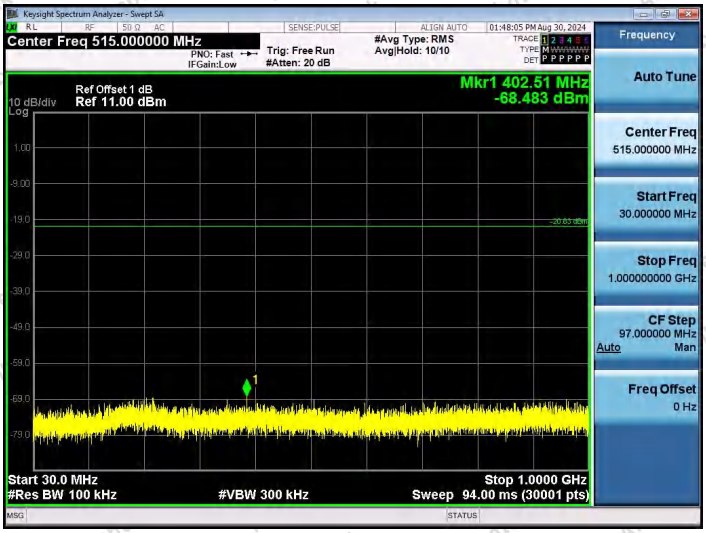

2DH5-Ant1-2441-30~1000-PASS

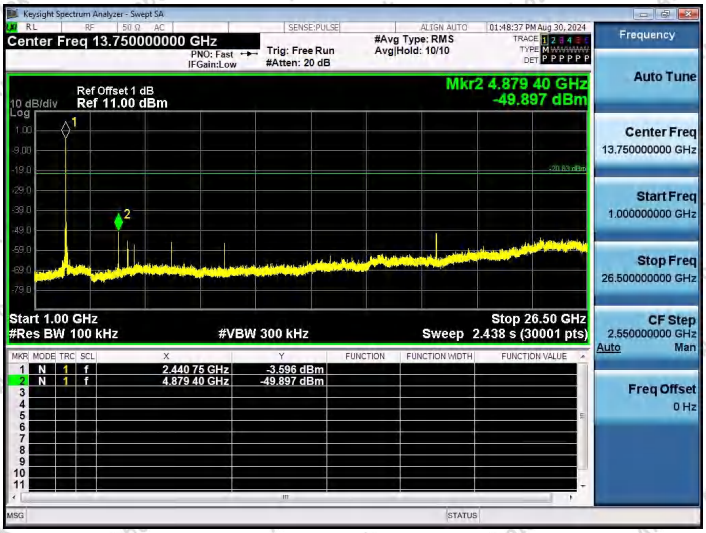

2DH5-Ant1-2441-1000~26500-PASS

2DH5-Ant1-2480-0~Reference-PASS

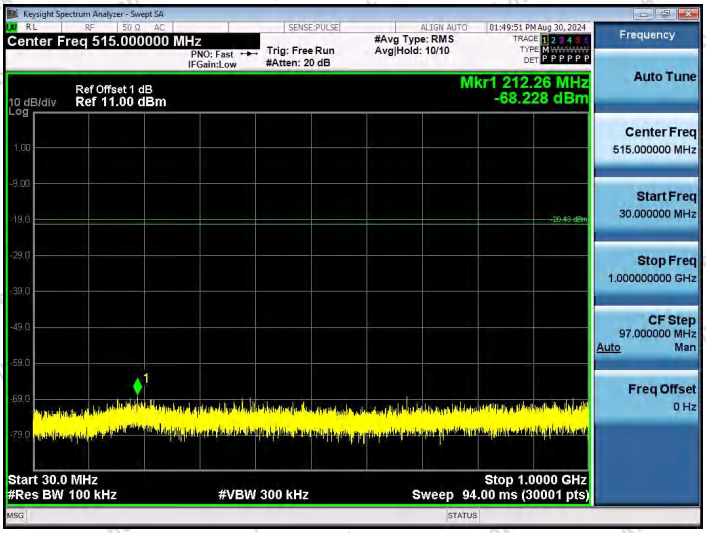

2DH5-Ant1-2480-30~1000-PASS

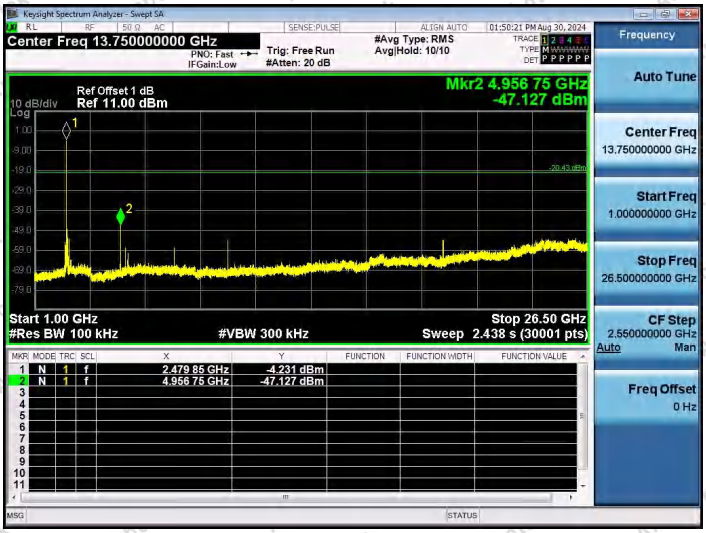

2DH5-Ant1-2480-1000~26500-PASS

Appendix I: Duty Cycle

Test Result

Test Mode	Antenna	Frequency[MHz]	ON Time [ms]	Period [ms]	Duty Cycle [%]	Duty Cycle Factor[dB]
DH5	Ant1	2402	2.88	3.75	76.80	1.15
DH5	Ant1	2441	2.88	3.75	76.80	1.15
DH5	Ant1	2480	2.89	3.75	77.07	1.13
2DH5	Ant1	2402	2.89	3.75	77.07	1.13
2DH5	Ant1	2441	2.90	3.75	77.33	1.12
2DH5	Ant1	2480	2.89	3.75	77.07	1.13

Test Graphs

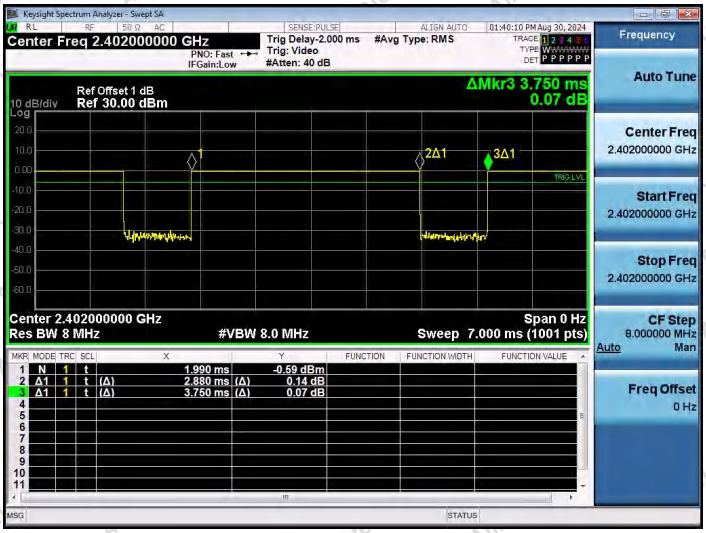

NTNV-DH5-Ant1-2402

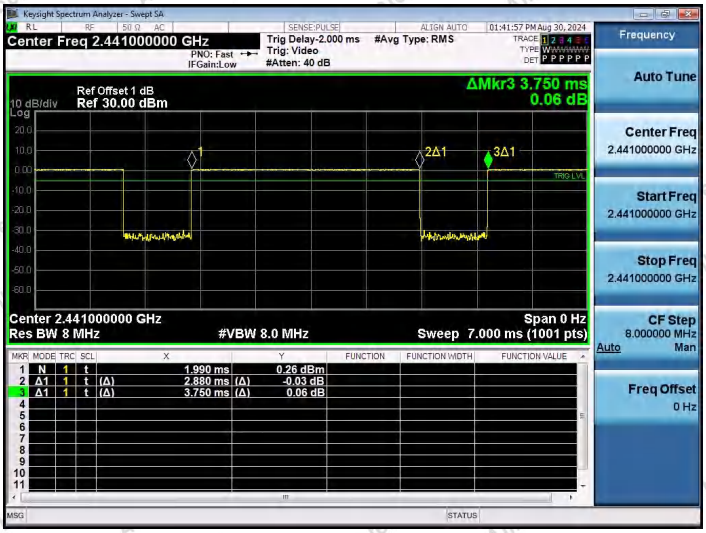

NTNV-DH5-Ant1-2441

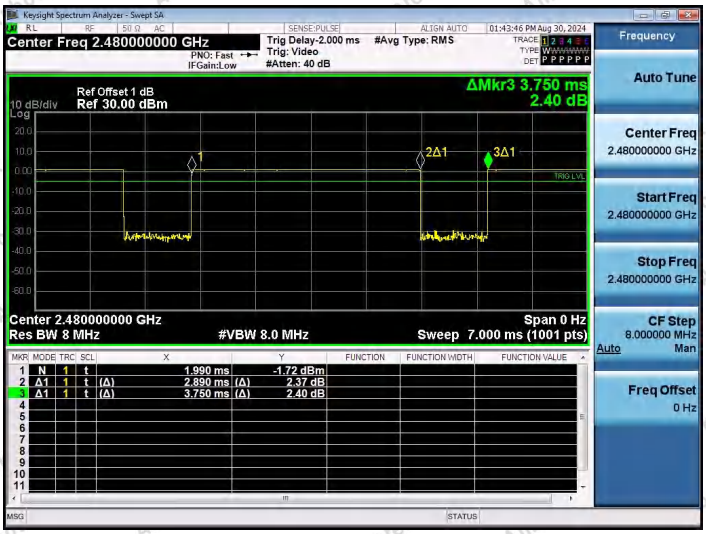

NTNV-DH5-Ant1-2480

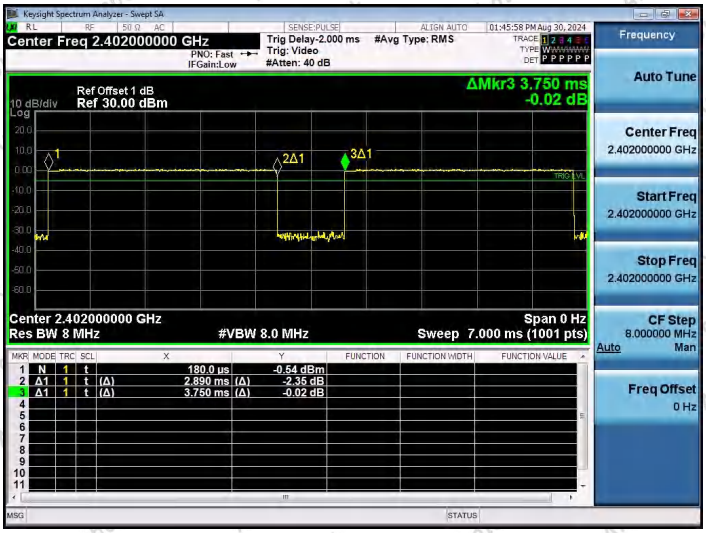

NTNV-2DH5-Ant1-2402

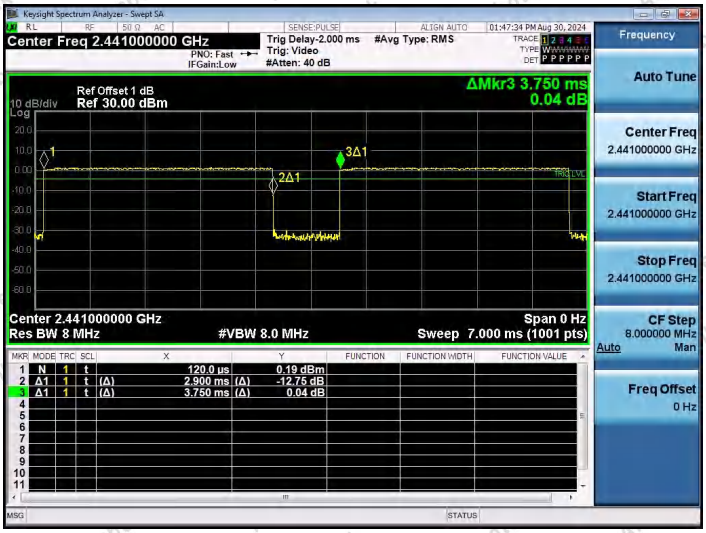

NTNV-2DH5-Ant1-2441

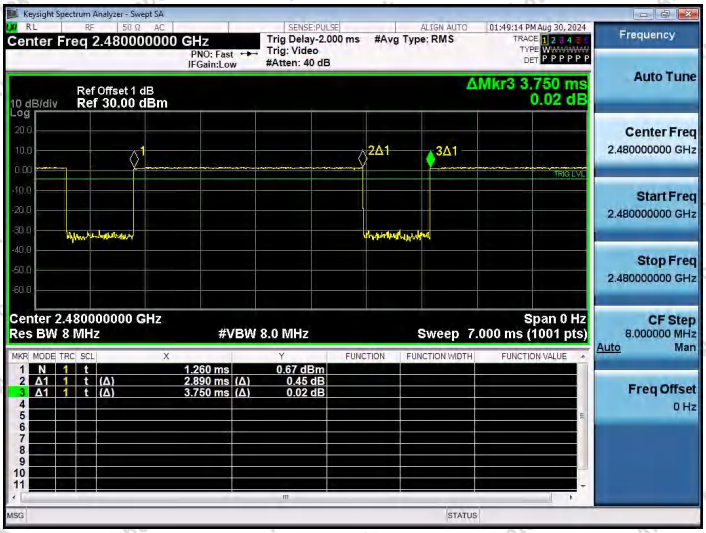

NTNV-2DH5-Ant1-2480

---End---