EUT	BE3600 Dual-Band Wi-Fi 7 Router	Date of Test	2025-04-17
Factor	BBHA 9120D	Temp. / Humidity	24°C /57%
Polarity	Vertical	Site / Test Engineer	AC1 / Todd
Test Mode	802.11b_TX_CH 11_ANT 0+1	Test Voltage	AC 120V/60Hz

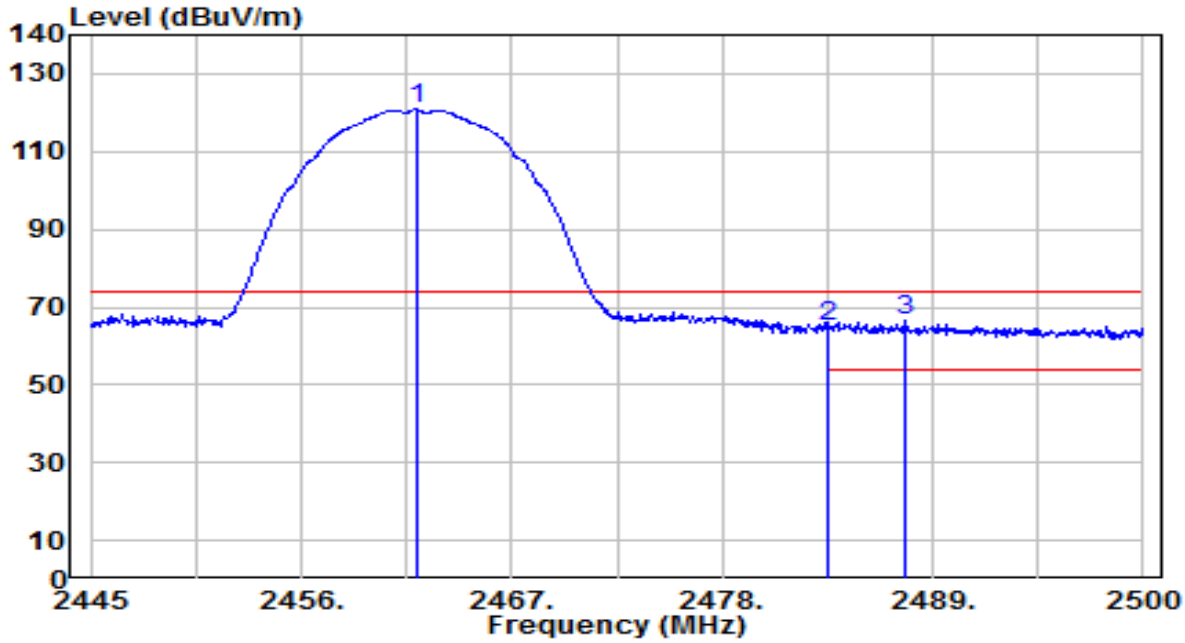

No		Frequency (MHz)	Reading (dBuV)	C.F (dB/m)	Measurement (dBuV/m)	Margin (dB)	Limit (dBuV/m)	Height (cm)	Angle (deg)	Remark (QP/PK/AV)
1		2461.995	87.79	33.01	120.80	N/A	N/A	155	55	Peak
2		2483.500	31.67	33.09	64.76	-9.24	74.00	155	55	Peak
3	*	2487.570	33.37	33.11	66.48	-7.52	74.00	155	55	Peak

Note:

1. " *", means this data is the worst emission level.
2. C.F (Correction Factor) = Antenna Factor (dB/m) + Cable Loss (dB).
3. Measurement (dBuV/m) = Reading(dBuV) + C.F (Correction Factor).
4. The emission levels of other frequencies are very lower than the limit and not show in test report.

EUT	BE3600 Dual-Band Wi-Fi 7 Router	Date of Test	2025-04-17
Factor	BBHA 9120D	Temp. / Humidity	24°C /57%
Polarity	Vertical	Site / Test Engineer	AC1 / Todd
Test Mode	802.11b_TX_CH 11_ANT 0+1	Test Voltage	AC 120V/60Hz

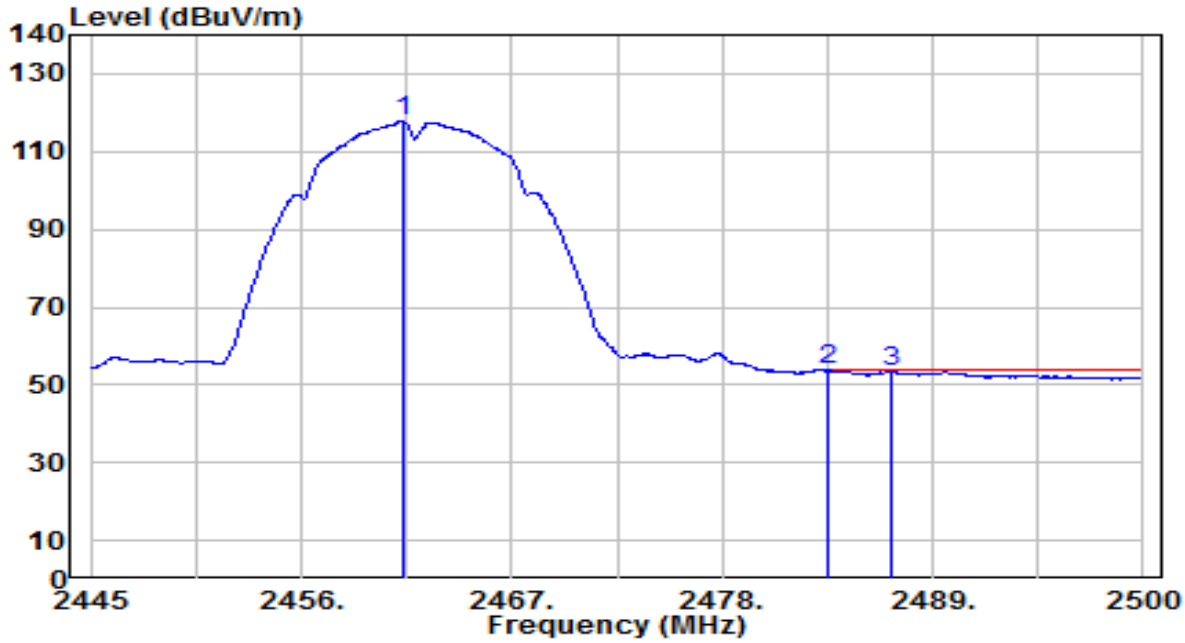

No		Frequency (MHz)	Reading (dBuV)	C.F (dB/m)	Measurement (dBuV/m)	Margin (dB)	Limit (dBuV/m)	Height (cm)	Angle (deg)	Remark (QP/PK/AV)
1		2461.280	84.68	33.01	117.69	N/A	N/A	155	55	Average
2	*	2483.500	20.67	33.09	53.76	-0.24	54.00	155	55	Average
3		2486.800	20.40	33.11	53.51	-0.49	54.00	155	55	Average

Note:

1. " *", means this data is the worst emission level.
2. C.F (Correction Factor) = Antenna Factor (dB/m) + Cable Loss (dB).
3. Measurement (dBuV/m) = Reading(dBuV) + C.F (Correction Factor).
4. The emission levels of other frequencies are very lower than the limit and not show in test report.

EUT	BE3600 Dual-Band Wi-Fi 7 Router	Date of Test	2025-04-17
Factor	BBHA 9120D	Temp. / Humidity	24°C /57%
Polarity	Horizontal	Site / Test Engineer	AC1 / Todd
Test Mode	802.11g_TX_CH 1_ANT 0+1	Test Voltage	AC 120V/60Hz

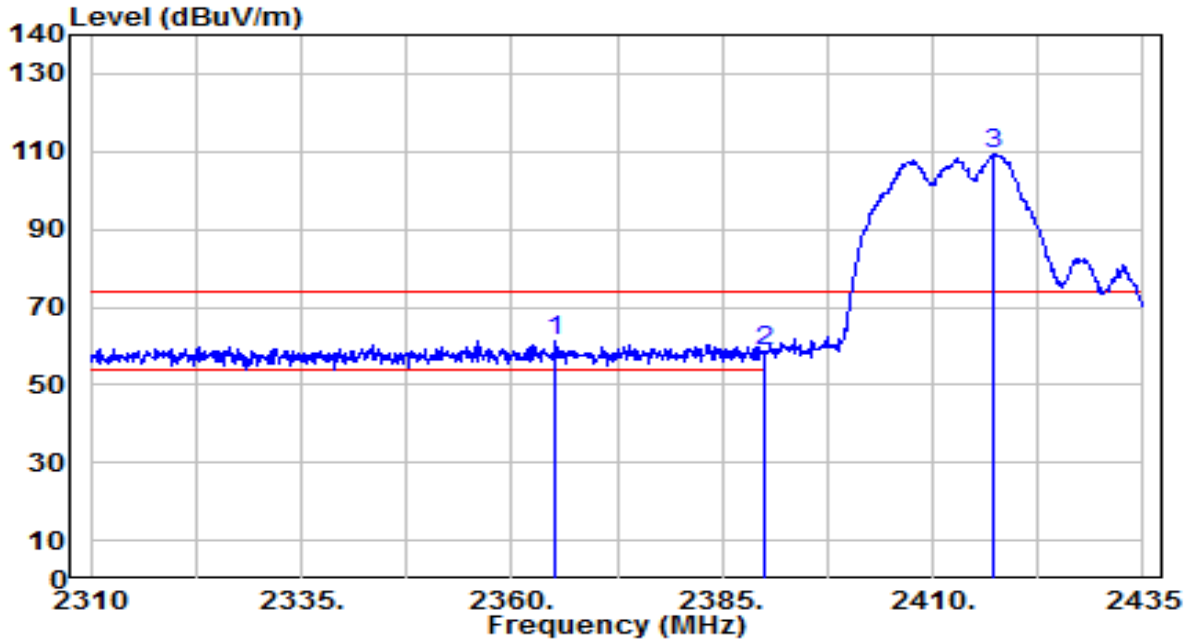

No		Frequency (MHz)	Reading (dBuV)	C.F (dB/m)	Measurement (dBuV/m)	Margin (dB)	Limit (dBuV/m)	Height (cm)	Angle (deg)	Remark (QP/PK/AV)
1	*	2365.250	28.81	32.63	61.44	-12.56	74.00	130	75	Peak
2		2390.000	25.70	32.73	58.43	-15.57	74.00	130	75	Peak
3		2417.125	76.73	32.83	109.56	N/A	N/A	130	75	Peak

Note:

1. " *", means this data is the worst emission level.
2. C.F (Correction Factor) = Antenna Factor (dB/m) + Cable Loss (dB).
3. Measurement (dBuV/m) = Reading(dBuV) + C.F (Correction Factor).
4. The emission levels of other frequencies are very lower than the limit and not show in test report.

EUT	BE3600 Dual-Band Wi-Fi 7 Router	Date of Test	2025-04-17
Factor	BBHA 9120D	Temp. / Humidity	24°C /57%
Polarity	Horizontal	Site / Test Engineer	AC1 / Todd
Test Mode	802.11g_TX_CH 1_ANT 0+1	Test Voltage	AC 120V/60Hz

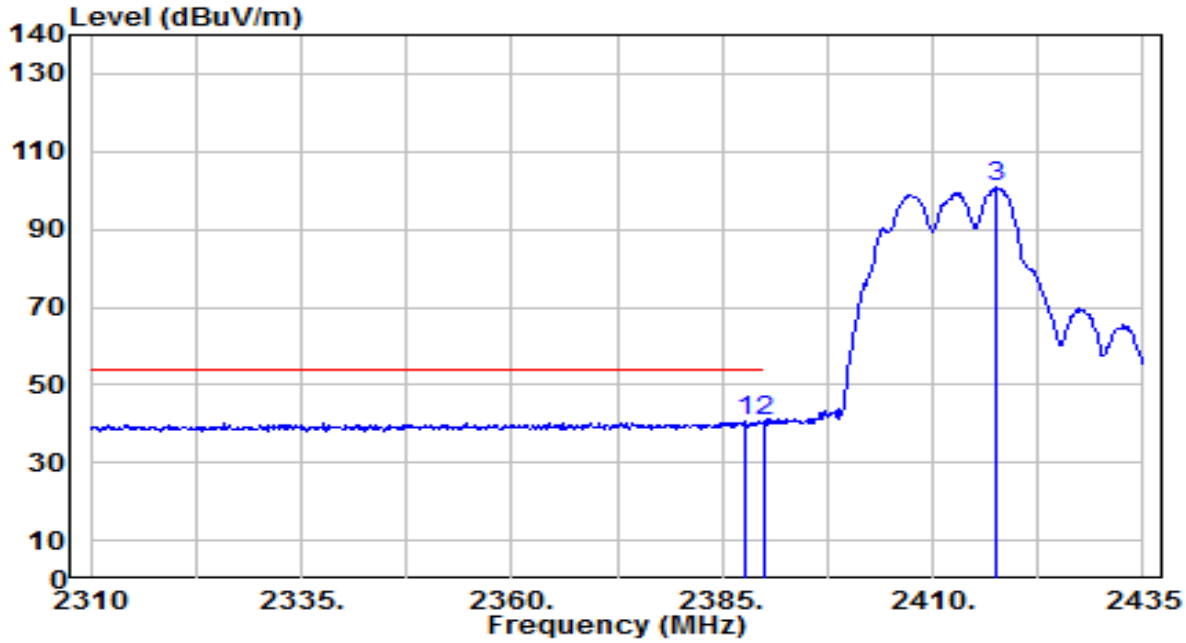

No		Frequency (MHz)	Reading (dBuV)	C.F (dB/m)	Measurement (dBuV/m)	Margin (dB)	Limit (dBuV/m)	Height (cm)	Angle (deg)	Remark (QP/PK/AV)
1		2387.625	7.73	32.72	40.45	-13.55	54.00	130	75	Average
2	*	2390.000	7.87	32.73	40.59	-13.41	54.00	130	75	Average
3		2417.500	67.85	32.83	100.68	N/A	N/A	130	75	Average

Note:

1. " *", means this data is the worst emission level.
2. C.F (Correction Factor) = Antenna Factor (dB/m) + Cable Loss (dB).
3. Measurement (dBuV/m) = Reading(dBuV) + C.F (Correction Factor).
4. The emission levels of other frequencies are very lower than the limit and not show in test report.

EUT	BE3600 Dual-Band Wi-Fi 7 Router	Date of Test	2025-04-17
Factor	BBHA 9120D	Temp. / Humidity	24°C /57%
Polarity	Vertical	Site / Test Engineer	AC1 / Todd
Test Mode	802.11g_TX_CH 1_ANT 0+1	Test Voltage	AC 120V/60Hz

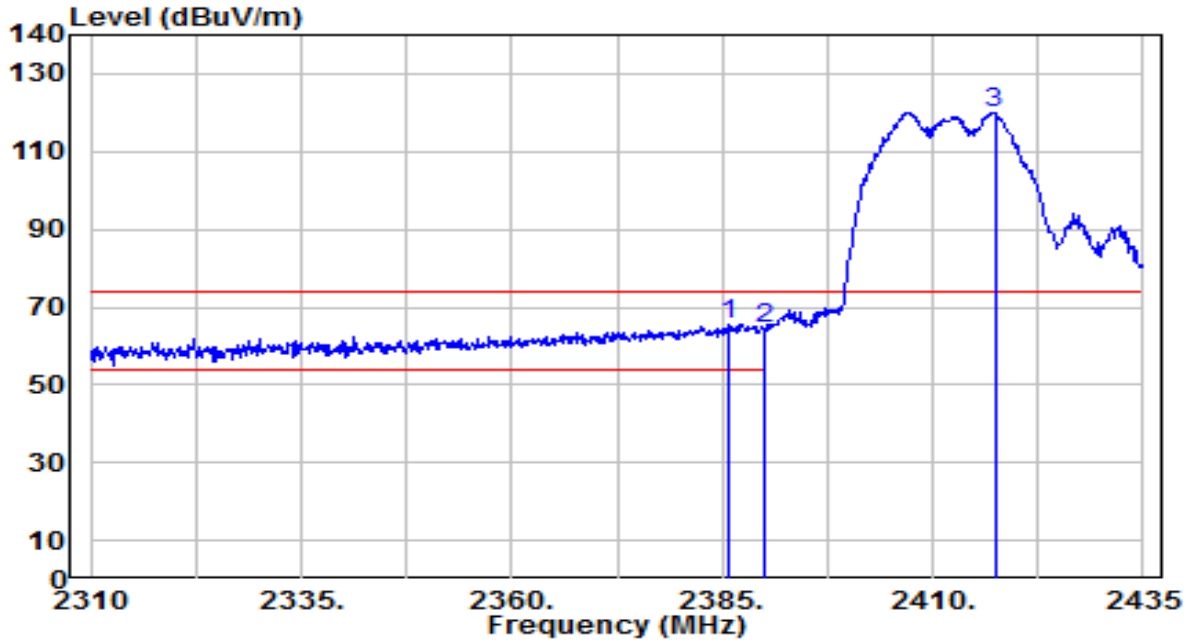

No		Frequency (MHz)	Reading (dBuV)	C.F (dB/m)	Measurement (dBuV/m)	Margin (dB)	Limit (dBuV/m)	Height (cm)	Angle (deg)	Remark (QP/PK/AV)
1	*	2385.625	33.04	32.71	65.75	-8.25	74.00	110	330	Peak
2		2390.000	31.86	32.73	64.59	-9.41	74.00	110	330	Peak
3		2417.375	87.32	32.83	120.15	N/A	N/A	110	330	Peak

Note:

1. " *", means this data is the worst emission level.
2. C.F (Correction Factor) = Antenna Factor (dB/m) + Cable Loss (dB).
3. Measurement (dBuV/m) = Reading(dBuV) + C.F (Correction Factor).
4. The emission levels of other frequencies are very lower than the limit and not show in test report.

EUT	BE3600 Dual-Band Wi-Fi 7 Router	Date of Test	2025-04-17
Factor	BBHA 9120D	Temp. / Humidity	24°C /57%
Polarity	Vertical	Site / Test Engineer	AC1 / Todd
Test Mode	802.11g_TX_CH 1_ANT 0+1	Test Voltage	AC 120V/60Hz

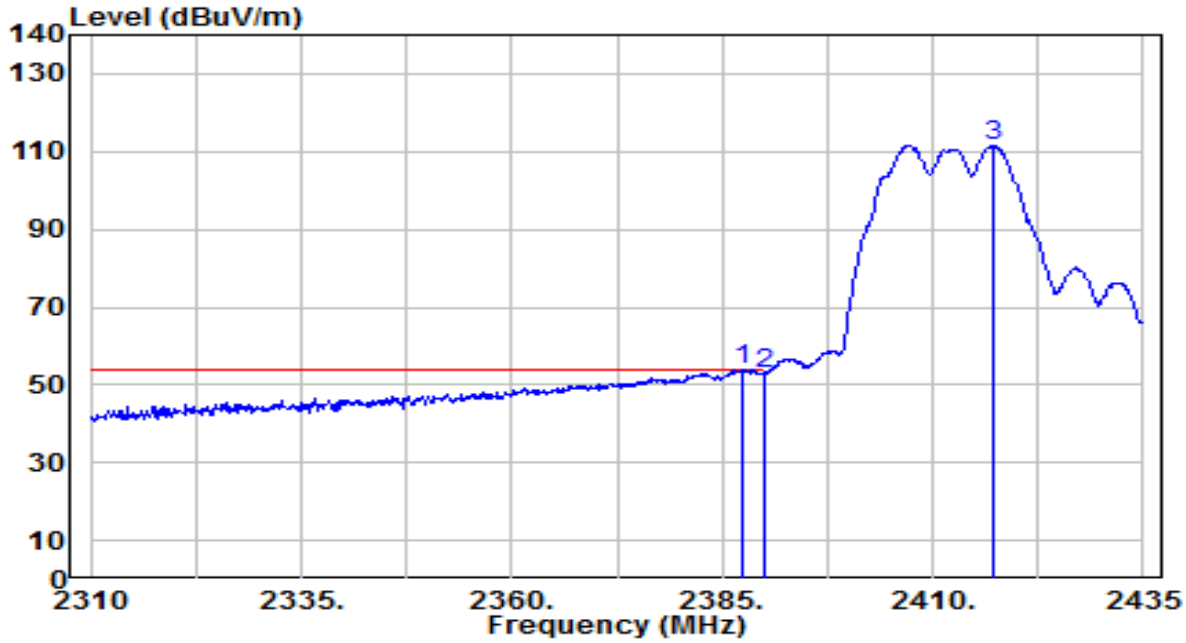

No		Frequency (MHz)	Reading (dBuV)	C.F (dB/m)	Measurement (dBuV/m)	Margin (dB)	Limit (dBuV/m)	Height (cm)	Angle (deg)	Remark (QP/PK/AV)
1	*	2387.375	21.14	32.72	53.86	-0.14	54.00	110	330	Average
2		2390.000	20.03	32.73	52.76	-1.24	54.00	110	330	Average
3		2417.250	78.81	32.83	111.65	N/A	N/A	110	330	Average

Note:

1. " *", means this data is the worst emission level.
2. C.F (Correction Factor) = Antenna Factor (dB/m) + Cable Loss (dB).
3. Measurement (dBuV/m) = Reading(dBuV) + C.F (Correction Factor).
4. The emission levels of other frequencies are very lower than the limit and not show in test report.

EUT	BE3600 Dual-Band Wi-Fi 7 Router	Date of Test	2025-04-17
Factor	BBHA 9120D	Temp. / Humidity	24°C /57%
Polarity	Horizontal	Site / Test Engineer	AC1 / Todd
Test Mode	802.11g_TX_CH 6_ANT 0+1	Test Voltage	AC 120V/60Hz

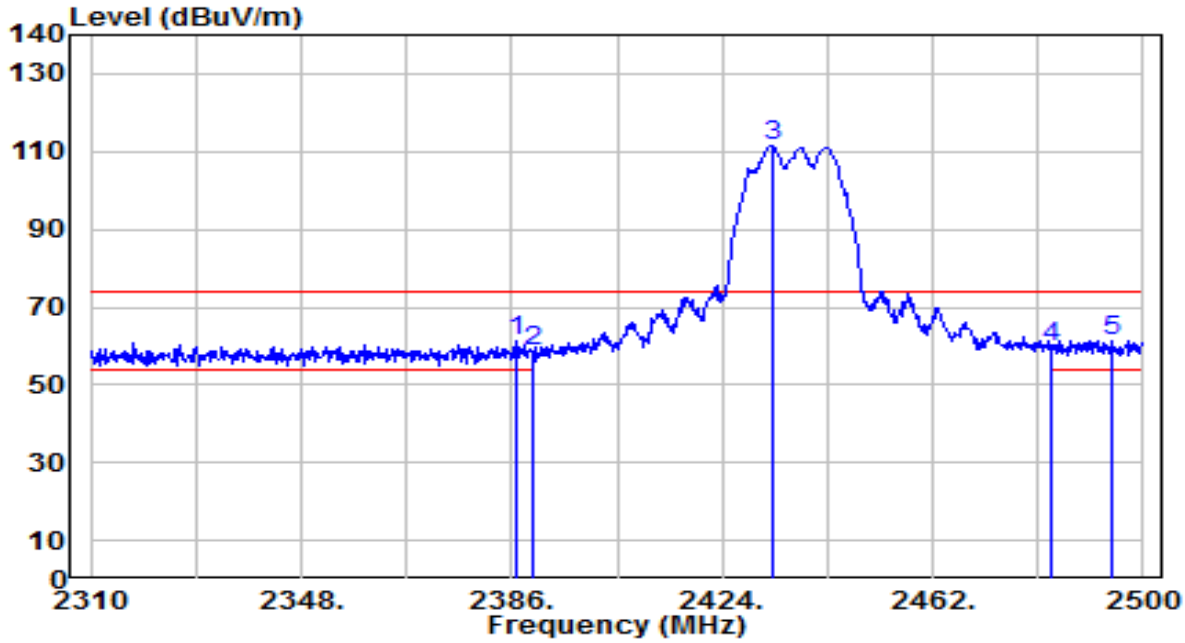

No		Frequency (MHz)	Reading (dBuV)	C.F (dB/m)	Measurement (dBuV/m)	Margin (dB)	Limit (dBuV/m)	Height (cm)	Angle (deg)	Remark (QP/PK/AV)
1		2386.950	28.55	32.71	61.26	-12.74	74.00	175	70	Peak
2		2390.000	25.85	32.73	58.57	-15.43	74.00	175	70	Peak
3		2432.930	78.51	32.90	111.41	N/A	N/A	175	70	Peak
4		2483.500	26.47	33.09	59.56	-14.44	74.00	175	70	Peak
5	*	2494.300	28.39	33.14	61.52	-12.48	74.00	175	70	Peak

Note:

1. " *", means this data is the worst emission level.
2. C.F (Correction Factor) = Antenna Factor (dB/m) + Cable Loss (dB).
3. Measurement (dBuV/m) = Reading(dBuV) + C.F (Correction Factor).
4. The emission levels of other frequencies are very lower than the limit and not show in test report.

EUT	BE3600 Dual-Band Wi-Fi 7 Router	Date of Test	2025-04-17
Factor	BBHA 9120D	Temp. / Humidity	24°C /57%
Polarity	Horizontal	Site / Test Engineer	AC1 / Todd
Test Mode	802.11g_TX_CH 6_ANT 0+1	Test Voltage	AC 120V/60Hz

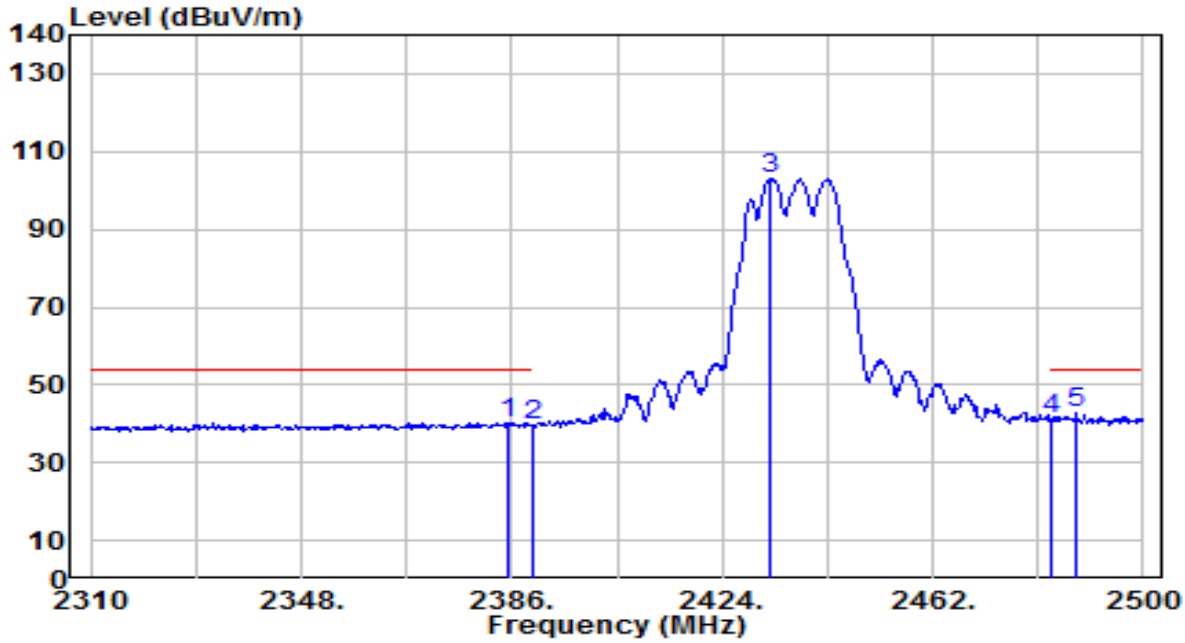

No		Frequency (MHz)	Reading (dBuV)	C.F (dB/m)	Measurement (dBuV/m)	Margin (dB)	Limit (dBuV/m)	Height (cm)	Angle (deg)	Remark (QP/PK/AV)
1		2385.430	7.66	32.71	40.37	-13.63	54.00	175	70	Average
2		2390.000	7.01	32.73	39.73	-14.27	54.00	175	70	Average
3		2432.550	70.07	32.89	102.96	N/A	N/A	175	70	Average
4		2483.500	8.06	33.09	41.16	-12.84	54.00	175	70	Average
5	*	2488.030	9.49	33.11	42.60	-11.40	54.00	175	70	Average

Note:

1. " *", means this data is the worst emission level.
2. C.F (Correction Factor) = Antenna Factor (dB/m) + Cable Loss (dB).
3. Measurement (dBuV/m) = Reading(dBuV) + C.F (Correction Factor).
4. The emission levels of other frequencies are very lower than the limit and not show in test report.

EUT	BE3600 Dual-Band Wi-Fi 7 Router	Date of Test	2025-04-17
Factor	BBHA 9120D	Temp. / Humidity	24°C /57%
Polarity	Vertical	Site / Test Engineer	AC1 / Todd
Test Mode	802.11g_TX_CH 6_ANT 0+1	Test Voltage	AC 120V/60Hz

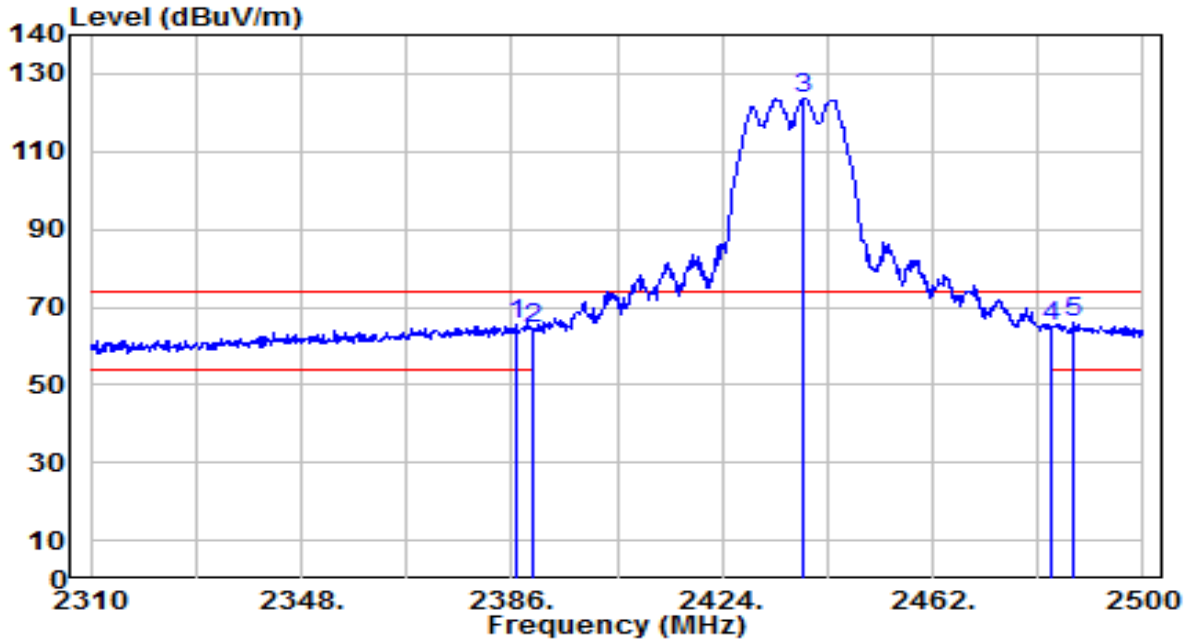

No		Frequency (MHz)	Reading (dBuV)	C.F (dB/m)	Measurement (dBuV/m)	Margin (dB)	Limit (dBuV/m)	Height (cm)	Angle (deg)	Remark (QP/PK/AV)
1		2386.950	32.71	32.71	65.42	-8.58	74.00	185	220	Peak
2		2390.000	31.80	32.73	64.53	-9.47	74.00	185	220	Peak
3		2438.820	90.91	32.92	123.83	N/A	N/A	185	220	Peak
4		2483.500	31.64	33.09	64.74	-9.26	74.00	185	220	Peak
5	*	2487.460	32.69	33.11	65.80	-8.20	74.00	185	220	Peak

Note:

1. " *", means this data is the worst emission level.
2. C.F (Correction Factor) = Antenna Factor (dB/m) + Cable Loss (dB).
3. Measurement (dBuV/m) = Reading(dBuV) + C.F (Correction Factor).
4. The emission levels of other frequencies are very lower than the limit and not show in test report.

EUT	BE3600 Dual-Band Wi-Fi 7 Router	Date of Test	2025-04-17
Factor	BBHA 9120D	Temp. / Humidity	24°C /57%
Polarity	Vertical	Site / Test Engineer	AC1 / Todd
Test Mode	802.11g_TX_CH 6_ANT 0+1	Test Voltage	AC 120V/60Hz

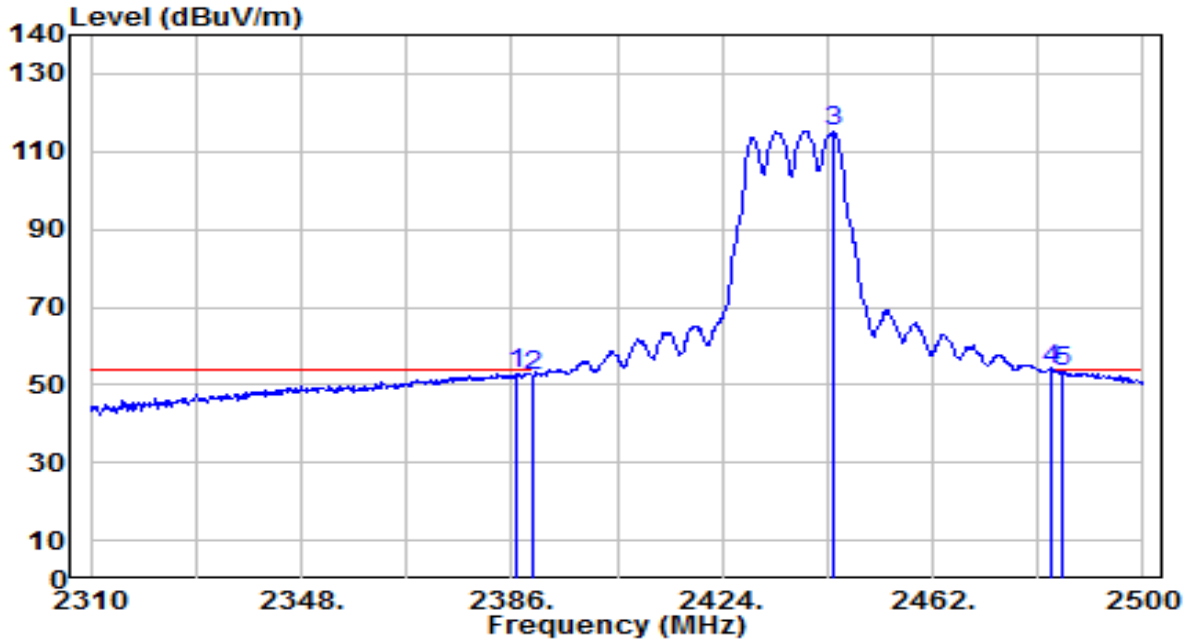

No		Frequency (MHz)	Reading (dBuV)	C.F (dB/m)	Measurement (dBuV/m)	Margin (dB)	Limit (dBuV/m)	Height (cm)	Angle (deg)	Remark (QP/PK/AV)
1		2386.950	19.99	32.71	52.70	-1.30	54.00	185	220	Average
2		2390.000	19.75	32.73	52.48	-1.52	54.00	185	220	Average
3		2443.950	82.12	32.94	115.06	N/A	N/A	185	220	Average
4	*	2483.500	20.76	33.09	53.85	-0.15	54.00	185	220	Average
5		2485.560	20.46	33.10	53.56	-0.44	54.00	185	220	Average

Note:

1. " *", means this data is the worst emission level.
2. C.F (Correction Factor) = Antenna Factor (dB/m) + Cable Loss (dB).
3. Measurement (dBuV/m) = Reading(dBuV) + C.F (Correction Factor).
4. The emission levels of other frequencies are very lower than the limit and not show in test report.

EUT	BE3600 Dual-Band Wi-Fi 7 Router	Date of Test	2025-04-17
Factor	BBHA 9120D	Temp. / Humidity	24°C /57%
Polarity	Horizontal	Site / Test Engineer	AC1 / Todd
Test Mode	802.11g_TX_CH 10_ANT 0+1	Test Voltage	AC 120V/60Hz

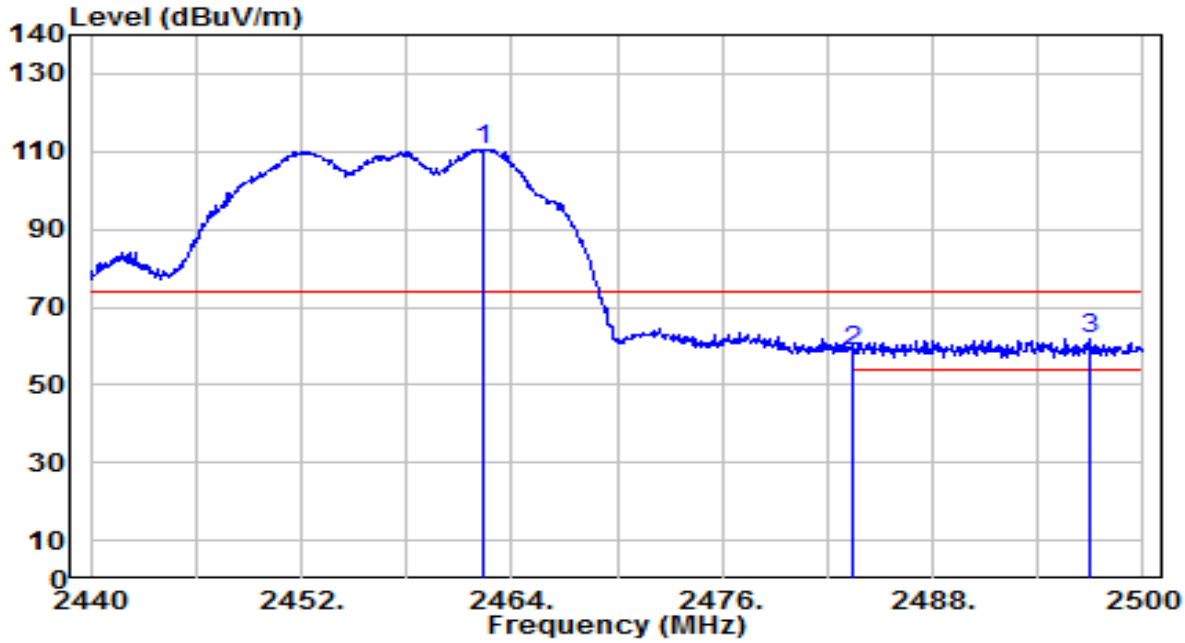

No		Frequency (MHz)	Reading (dBuV)	C.F (dB/m)	Measurement (dBuV/m)	Margin (dB)	Limit (dBuV/m)	Height (cm)	Angle (deg)	Remark (QP/PK/AV)
1		2462.320	77.53	33.01	110.54	N/A	N/A	105	200	Peak
2		2483.500	25.59	33.09	58.68	-15.32	74.00	105	200	Peak
3	*	2497.000	28.65	33.15	61.80	-12.20	74.00	105	200	Peak

Note:

1. " *", means this data is the worst emission level.
2. C.F (Correction Factor) = Antenna Factor (dB/m) + Cable Loss (dB).
3. Measurement (dBuV/m) = Reading(dBuV) + C.F (Correction Factor).
4. The emission levels of other frequencies are very lower than the limit and not show in test report.

EUT	BE3600 Dual-Band Wi-Fi 7 Router	Date of Test	2025-04-17
Factor	BBHA 9120D	Temp. / Humidity	24°C /57%
Polarity	Horizontal	Site / Test Engineer	AC1 / Todd
Test Mode	802.11g_TX_CH 10_ANT 0+1	Test Voltage	AC 120V/60Hz

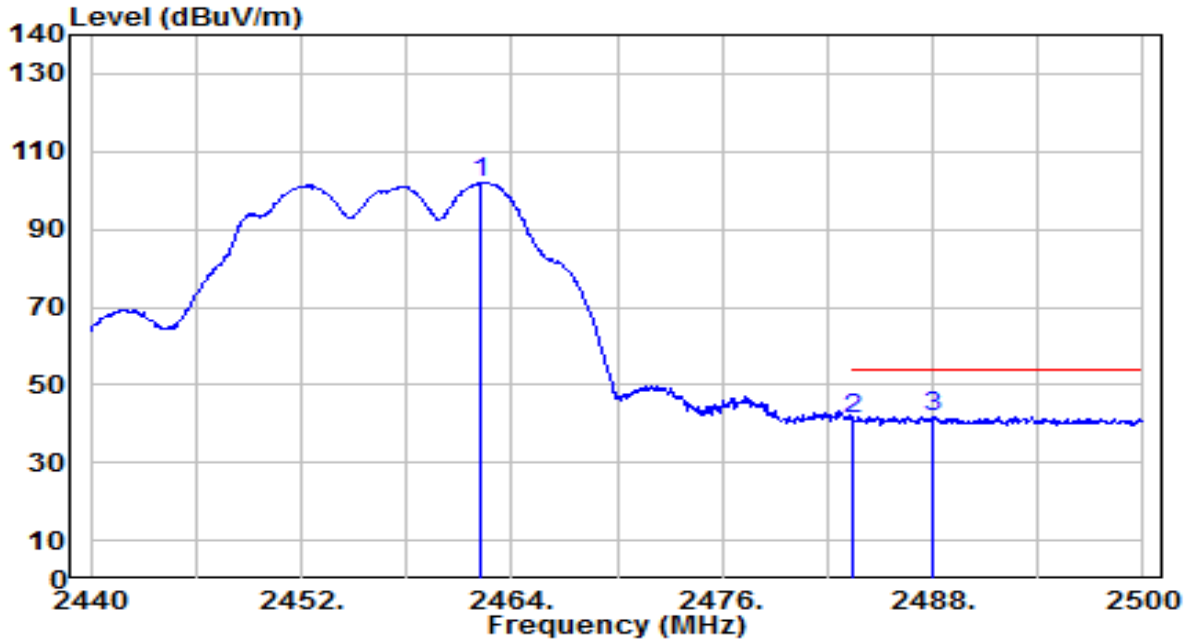

No		Frequency (MHz)	Reading (dBuV)	C.F (dB/m)	Measurement (dBuV/m)	Margin (dB)	Limit (dBuV/m)	Height (cm)	Angle (deg)	Remark (QP/PK/AV)
1		2462.200	68.96	33.01	101.98	N/A	N/A	105	200	Average
2		2483.500	8.36	33.09	41.45	-12.55	54.00	105	200	Average
3	*	2487.940	8.81	33.11	41.92	-12.08	54.00	105	200	Average

Note:

1. " *", means this data is the worst emission level.
2. C.F (Correction Factor) = Antenna Factor (dB/m) + Cable Loss (dB).
3. Measurement (dBuV/m) = Reading(dBuV) + C.F (Correction Factor).
4. The emission levels of other frequencies are very lower than the limit and not show in test report.

EUT	BE3600 Dual-Band Wi-Fi 7 Router	Date of Test	2025-04-17
Factor	BBHA 9120D	Temp. / Humidity	24°C /57%
Polarity	Vertical	Site / Test Engineer	AC1 / Todd
Test Mode	802.11g_TX_CH 10_ANT 0+1	Test Voltage	AC 120V/60Hz

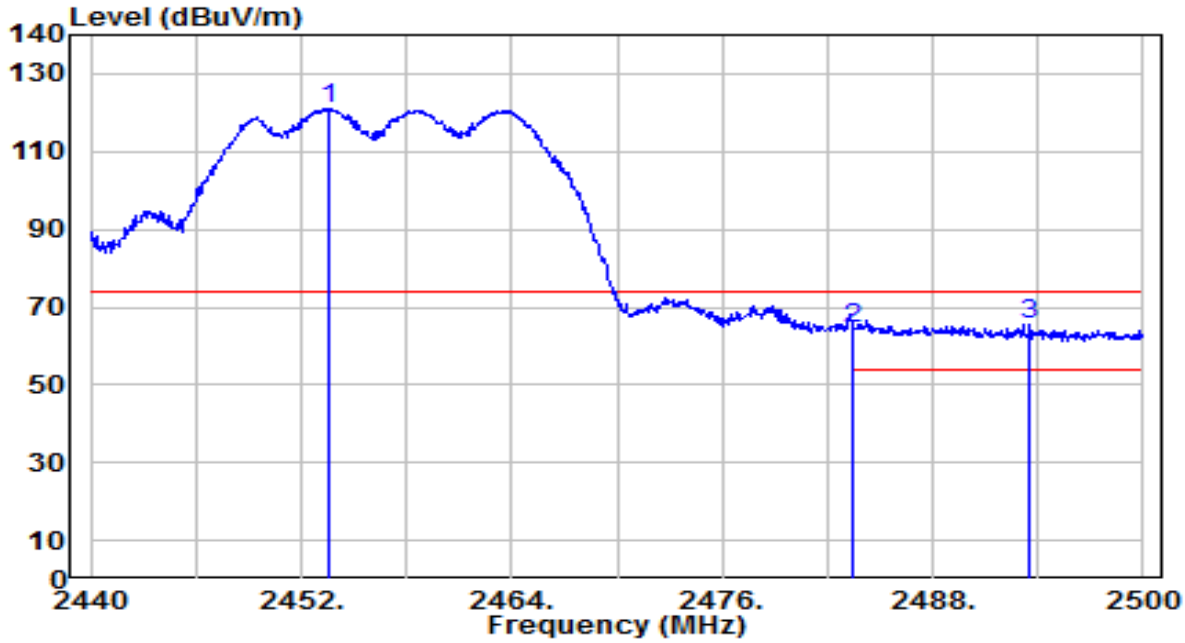

No		Frequency (MHz)	Reading (dBuV)	C.F (dB/m)	Measurement (dBuV/m)	Margin (dB)	Limit (dBuV/m)	Height (cm)	Angle (deg)	Remark (QP/PK/AV)
1		2453.620	88.12	32.98	121.09	N/A	N/A	170	220	Peak
2		2483.500	31.57	33.09	64.67	-9.33	74.00	170	220	Peak
3	*	2493.520	32.13	33.13	65.27	-8.73	74.00	170	220	Peak

Note:

1. " *", means this data is the worst emission level.
2. C.F (Correction Factor) = Antenna Factor (dB/m) + Cable Loss (dB).
3. Measurement (dBuV/m) = Reading(dBuV) + C.F (Correction Factor).
4. The emission levels of other frequencies are very lower than the limit and not show in test report.

EUT	BE3600 Dual-Band Wi-Fi 7 Router	Date of Test	2025-04-17
Factor	BBHA 9120D	Temp. / Humidity	24°C /57%
Polarity	Vertical	Site / Test Engineer	AC1 / Todd
Test Mode	802.11g_TX_CH 10_ANT 0+1	Test Voltage	AC 120V/60Hz

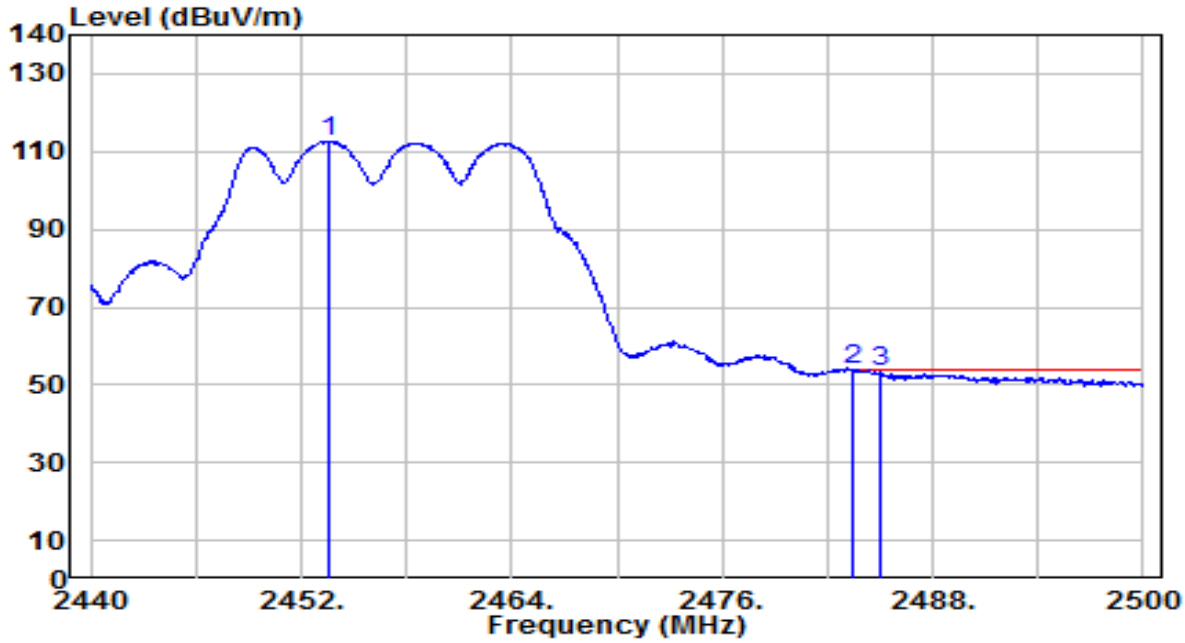

No		Frequency (MHz)	Reading (dBuV)	C.F (dB/m)	Measurement (dBuV/m)	Margin (dB)	Limit (dBuV/m)	Height (cm)	Angle (deg)	Remark (QP/PK/AV)
1		2453.620	79.60	32.98	112.58	N/A	N/A	170	220	Average
2	*	2483.500	20.78	33.09	53.87	-0.13	54.00	170	220	Average
3		2484.940	20.20	33.10	53.31	-0.69	54.00	170	220	Average

Note:

1. " *", means this data is the worst emission level.
2. C.F (Correction Factor) = Antenna Factor (dB/m) + Cable Loss (dB).
3. Measurement (dBuV/m) = Reading(dBuV) + C.F (Correction Factor).
4. The emission levels of other frequencies are very lower than the limit and not show in test report.

EUT	BE3600 Dual-Band Wi-Fi 7 Router	Date of Test	2025-04-17
Factor	BBHA 9120D	Temp. / Humidity	24°C /57%
Polarity	Horizontal	Site / Test Engineer	AC1 / Todd
Test Mode	802.11g_TX_CH 11_ANT 0+1	Test Voltage	AC 120V/60Hz

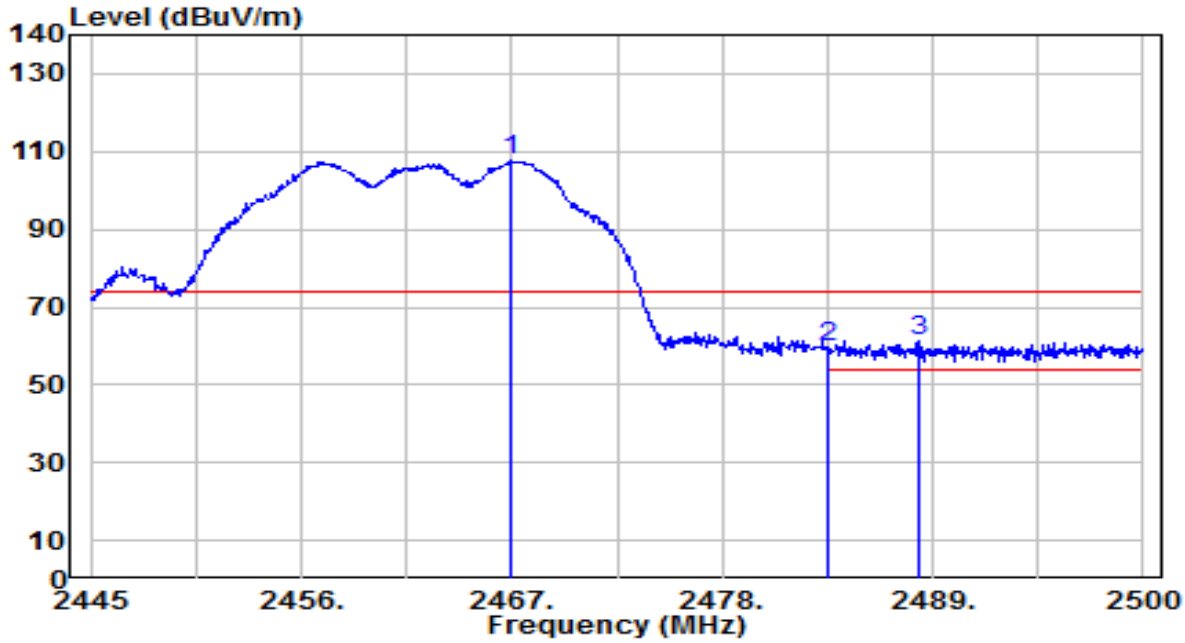

No		Frequency (MHz)	Reading (dBuV)	C.F (dB/m)	Measurement (dBuV/m)	Margin (dB)	Limit (dBuV/m)	Height (cm)	Angle (deg)	Remark (QP/PK/AV)
1		2467.000	74.52	33.03	107.55	N/A	N/A	105	200	Peak
2		2483.500	26.56	33.09	59.66	-14.34	74.00	105	200	Peak
3	*	2488.230	27.94	33.11	61.05	-12.95	74.00	105	200	Peak

Note:

1. " *", means this data is the worst emission level.
2. C.F (Correction Factor) = Antenna Factor (dB/m) + Cable Loss (dB).
3. Measurement (dBuV/m) = Reading(dBuV) + C.F (Correction Factor).
4. The emission levels of other frequencies are very lower than the limit and not show in test report.

EUT	BE3600 Dual-Band Wi-Fi 7 Router	Date of Test	2025-04-17
Factor	BBHA 9120D	Temp. / Humidity	24°C /57%
Polarity	Horizontal	Site / Test Engineer	AC1 / Todd
Test Mode	802.11g_TX_CH 11_ANT 0+1	Test Voltage	AC 120V/60Hz

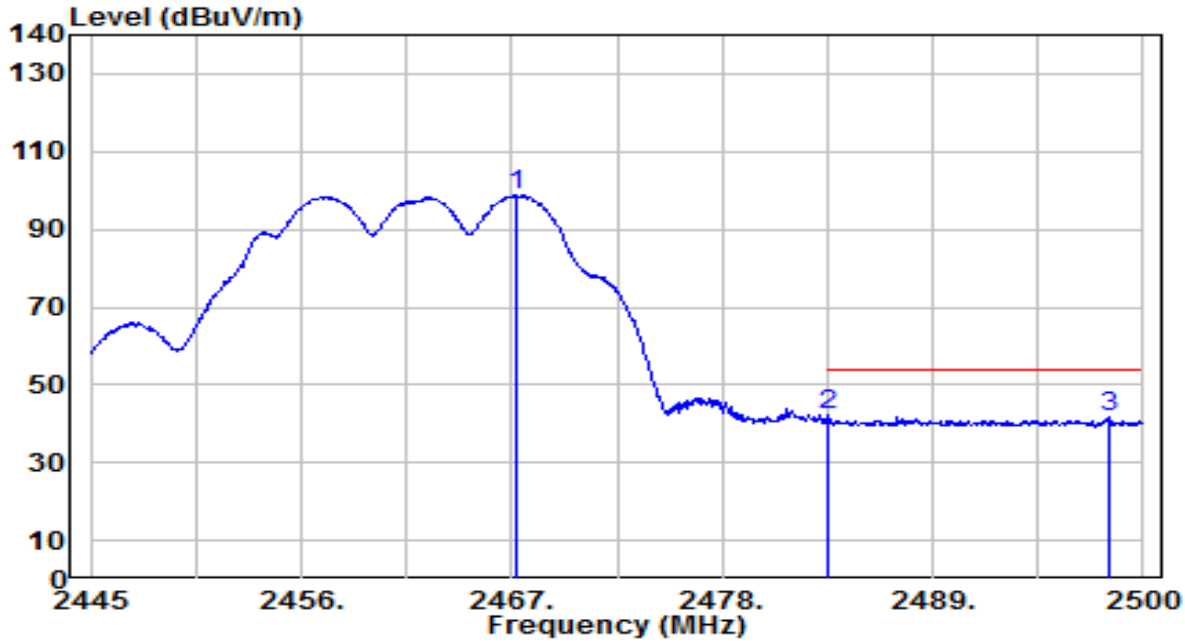

No		Frequency (MHz)	Reading (dBuV)	C.F (dB/m)	Measurement (dBuV/m)	Margin (dB)	Limit (dBuV/m)	Height (cm)	Angle (deg)	Remark (QP/PK/AV)
1		2467.275	65.67	33.03	98.71	N/A	N/A	105	200	Average
2	*	2483.500	8.94	33.09	42.04	-11.96	54.00	105	200	Average
3		2498.185	8.41	33.15	41.56	-12.44	54.00	105	200	Average

Note:

1. " *", means this data is the worst emission level.
2. C.F (Correction Factor) = Antenna Factor (dB/m) + Cable Loss (dB).
3. Measurement (dBuV/m) = Reading(dBuV) + C.F (Correction Factor).
4. The emission levels of other frequencies are very lower than the limit and not show in test report.

EUT	BE3600 Dual-Band Wi-Fi 7 Router	Date of Test	2025-04-17
Factor	BBHA 9120D	Temp. / Humidity	24°C /57%
Polarity	Vertical	Site / Test Engineer	AC1 / Todd
Test Mode	802.11g_TX_CH 11_ANT 0+1	Test Voltage	AC 120V/60Hz

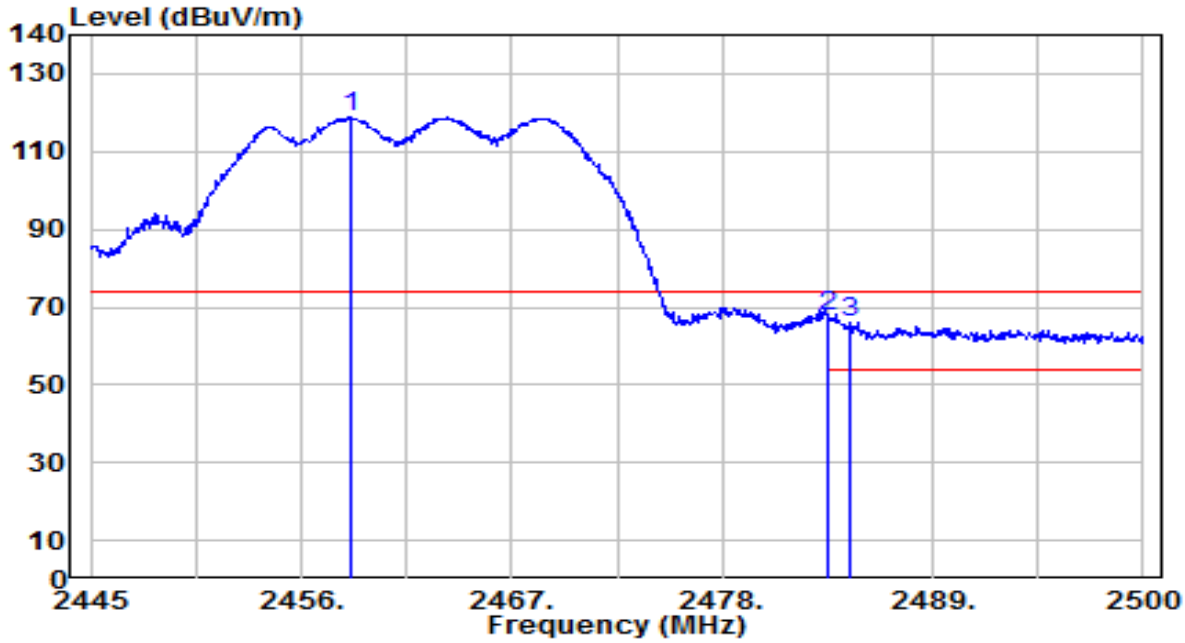

No		Frequency (MHz)	Reading (dBuV)	C.F (dB/m)	Measurement (dBuV/m)	Margin (dB)	Limit (dBuV/m)	Height (cm)	Angle (deg)	Remark (QP/PK/AV)
1		2458.640	85.93	33.00	118.93	N/A	N/A	170	220	Peak
2	*	2483.500	34.71	33.09	67.80	-6.20	74.00	170	220	Peak
3		2484.655	33.03	33.10	66.13	-7.87	74.00	170	220	Peak

Note:

1. " *", means this data is the worst emission level.
2. C.F (Correction Factor) = Antenna Factor (dB/m) + Cable Loss (dB).
3. Measurement (dBuV/m) = Reading(dBuV) + C.F (Correction Factor).
4. The emission levels of other frequencies are very lower than the limit and not show in test report.

EUT	BE3600 Dual-Band Wi-Fi 7 Router	Date of Test	2025-04-17
Factor	BBHA 9120D	Temp. / Humidity	24°C /57%
Polarity	Vertical	Site / Test Engineer	AC1 / Todd
Test Mode	802.11g_TX_CH 11_ANT 0+1	Test Voltage	AC 120V/60Hz

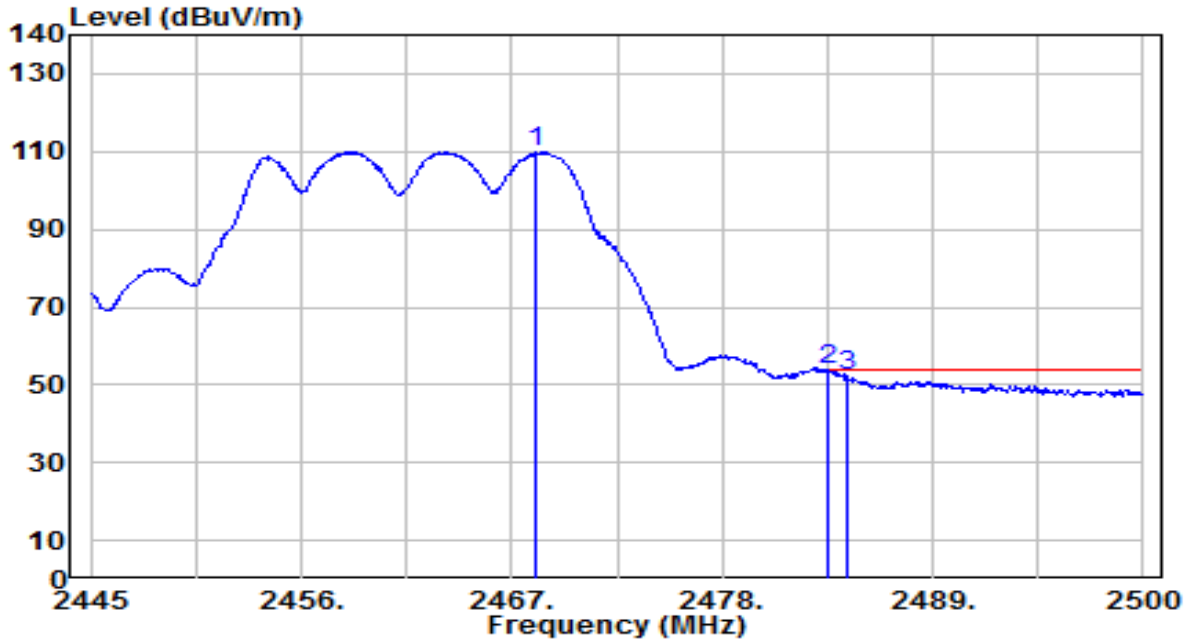

No		Frequency (MHz)	Reading (dBuV)	C.F (dB/m)	Measurement (dBuV/m)	Margin (dB)	Limit (dBuV/m)	Height (cm)	Angle (deg)	Remark (QP/PK/AV)
1		2468.210	76.82	33.03	109.85	N/A	N/A	170	220	Average
2	*	2483.500	20.64	33.09	53.73	-0.27	54.00	170	220	Average
3		2484.490	18.99	33.10	52.09	-1.91	54.00	170	220	Average

Note:

1. " *", means this data is the worst emission level.
2. C.F (Correction Factor) = Antenna Factor (dB/m) + Cable Loss (dB).
3. Measurement (dBuV/m) = Reading(dBuV) + C.F (Correction Factor).
4. The emission levels of other frequencies are very lower than the limit and not show in test report.

EUT	BE3600 Dual-Band Wi-Fi 7 Router	Date of Test	2025-04-17
Factor	BBHA 9120D	Temp. / Humidity	24°C /57%
Polarity	Horizontal	Site / Test Engineer	AC1 / Todd
Test Mode	802.11n-20MHz_TX_CH 1_ANT 0+1	Test Voltage	AC 120V/60Hz

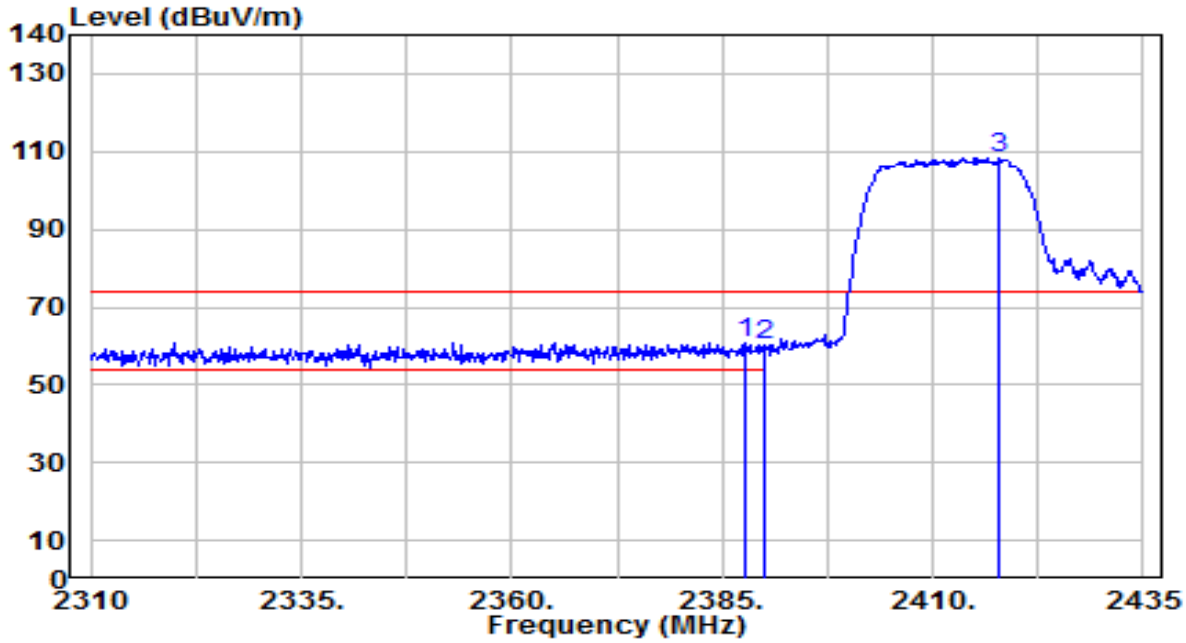

No		Frequency (MHz)	Reading (dBuV)	C.F (dB/m)	Measurement (dBuV/m)	Margin (dB)	Limit (dBuV/m)	Height (cm)	Angle (deg)	Remark (QP/PK/AV)
1	*	2387.625	28.26	32.72	60.98	-13.02	74.00	170	160	Peak
2		2390.000	27.38	32.73	60.10	-13.90	74.00	170	160	Peak
3		2417.875	75.50	32.84	108.33	N/A	N/A	170	160	Peak

Note:

1. " *", means this data is the worst emission level.
2. C.F (Correction Factor) = Antenna Factor (dB/m) + Cable Loss (dB).
3. Measurement (dBuV/m) = Reading(dBuV) + C.F (Correction Factor).
4. The emission levels of other frequencies are very lower than the limit and not show in test report.

EUT	BE3600 Dual-Band Wi-Fi 7 Router	Date of Test	2025-04-17
Factor	BBHA 9120D	Temp. / Humidity	24°C /57%
Polarity	Horizontal	Site / Test Engineer	AC1 / Todd
Test Mode	802.11n-20MHz_TX_CH 1_ANT 0+1	Test Voltage	AC 120V/60Hz

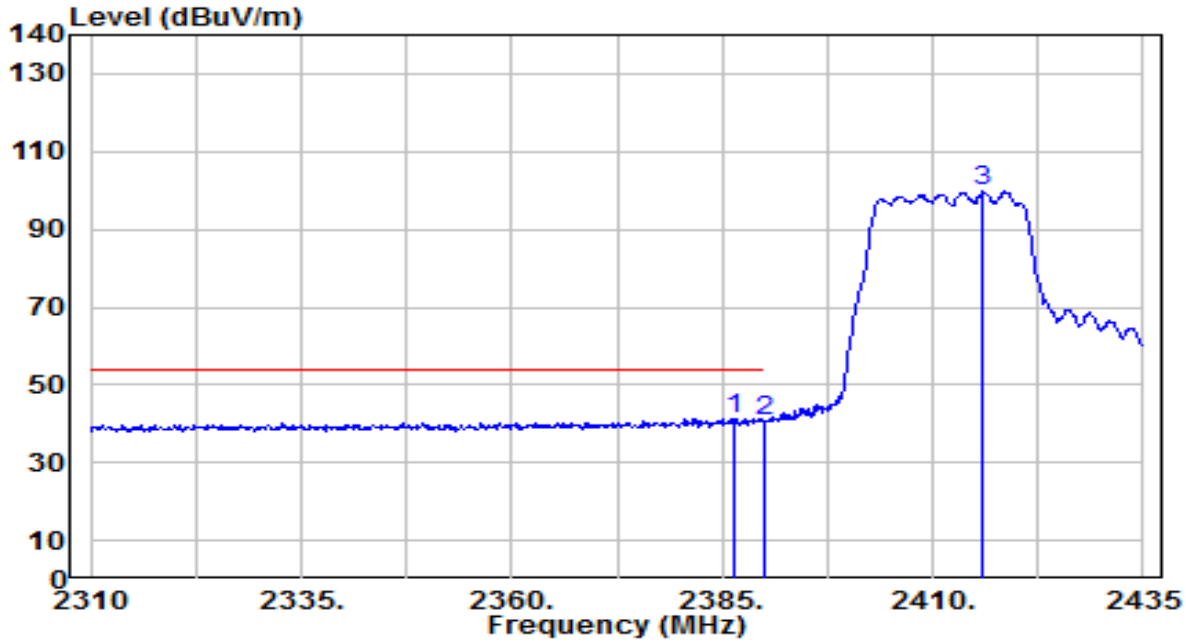

No		Frequency (MHz)	Reading (dBuV)	C.F (dB/m)	Measurement (dBuV/m)	Margin (dB)	Limit (dBuV/m)	Height (cm)	Angle (deg)	Remark (QP/PK/AV)
1	*	2386.500	8.43	32.71	41.14	-12.86	54.00	170	160	Average
2		2390.000	7.94	32.73	40.67	-13.33	54.00	170	160	Average
3		2416.000	66.88	32.83	99.71	N/A	N/A	170	160	Average

Note:

1. " *", means this data is the worst emission level.
2. C.F (Correction Factor) = Antenna Factor (dB/m) + Cable Loss (dB).
3. Measurement (dBuV/m) = Reading(dBuV) + C.F (Correction Factor).
4. The emission levels of other frequencies are very lower than the limit and not show in test report.

EUT	BE3600 Dual-Band Wi-Fi 7 Router	Date of Test	2025-04-17
Factor	BBHA 9120D	Temp. / Humidity	24°C /57%
Polarity	Vertical	Site / Test Engineer	AC1 / Todd
Test Mode	802.11n-20MHz_TX_CH 1_ANT 0+1	Test Voltage	AC 120V/60Hz

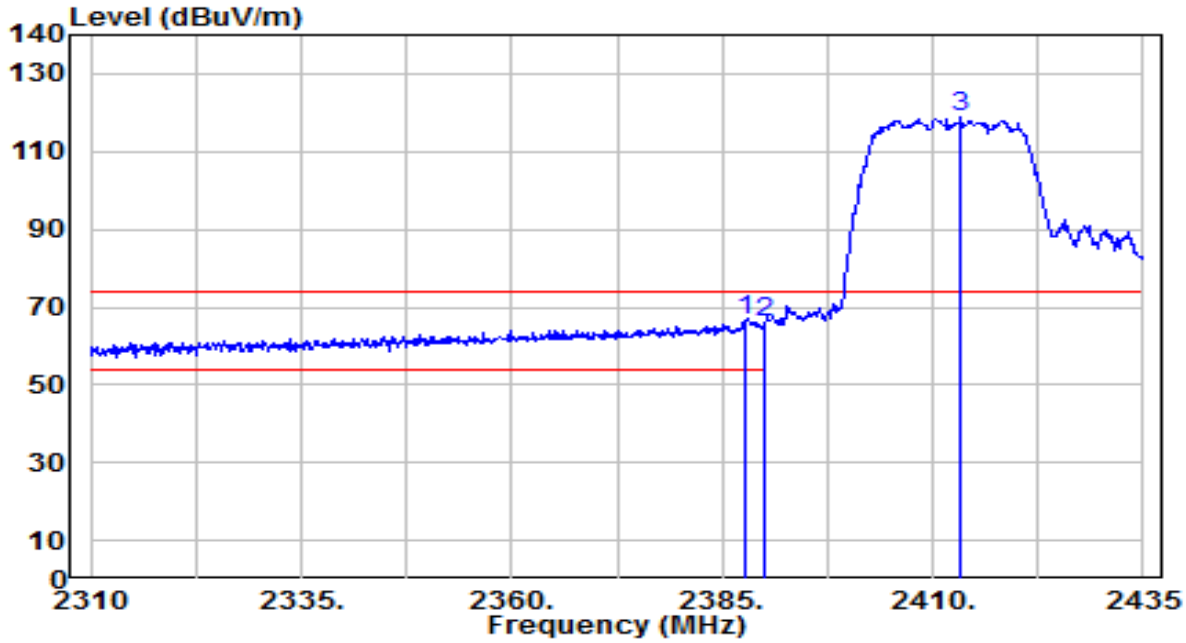

No		Frequency (MHz)	Reading (dBuV)	C.F (dB/m)	Measurement (dBuV/m)	Margin (dB)	Limit (dBuV/m)	Height (cm)	Angle (deg)	Remark (QP/PK/AV)
1	*	2387.625	34.10	32.72	66.82	-7.18	74.00	140	90	Peak
2		2390.000	33.19	32.73	65.92	-8.08	74.00	140	90	Peak
3		2413.250	86.20	32.82	119.01	N/A	N/A	140	90	Peak

Note:

1. " *", means this data is the worst emission level.
2. C.F (Correction Factor) = Antenna Factor (dB/m) + Cable Loss (dB).
3. Measurement (dBuV/m) = Reading(dBuV) + C.F (Correction Factor).
4. The emission levels of other frequencies are very lower than the limit and not show in test report.

EUT	BE3600 Dual-Band Wi-Fi 7 Router	Date of Test	2025-04-17
Factor	BBHA 9120D	Temp. / Humidity	24°C /57%
Polarity	Vertical	Site / Test Engineer	AC1 / Todd
Test Mode	802.11n-20MHz_TX_CH 1_ANT 0+1	Test Voltage	AC 120V/60Hz

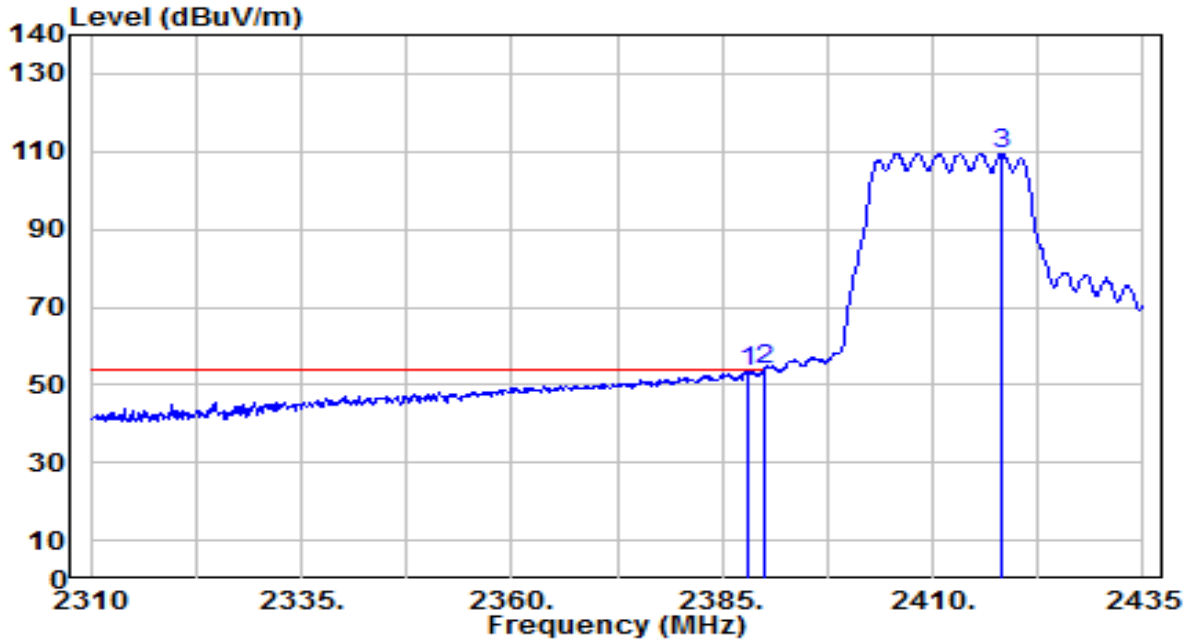

No		Frequency (MHz)	Reading (dBuV)	C.F (dB/m)	Measurement (dBuV/m)	Margin (dB)	Limit (dBuV/m)	Height (cm)	Angle (deg)	Remark (QP/PK/AV)
1		2388.000	20.80	32.72	53.52	-0.48	54.00	140	90	Average
2	*	2390.000	20.99	32.73	53.71	-0.29	54.00	140	90	Average
3		2418.250	76.77	32.84	109.60	N/A	N/A	140	90	Average

Note:

1. " *", means this data is the worst emission level.
2. C.F (Correction Factor) = Antenna Factor (dB/m) + Cable Loss (dB).
3. Measurement (dBuV/m) = Reading(dBuV) + C.F (Correction Factor).
4. The emission levels of other frequencies are very lower than the limit and not show in test report.

EUT	BE3600 Dual-Band Wi-Fi 7 Router	Date of Test	2025-04-17
Factor	BBHA 9120D	Temp. / Humidity	24°C /57%
Polarity	Horizontal	Site / Test Engineer	AC1 / Todd
Test Mode	802.11n-20MHz_TX_CH 6_ANT 0+1	Test Voltage	AC 120V/60Hz

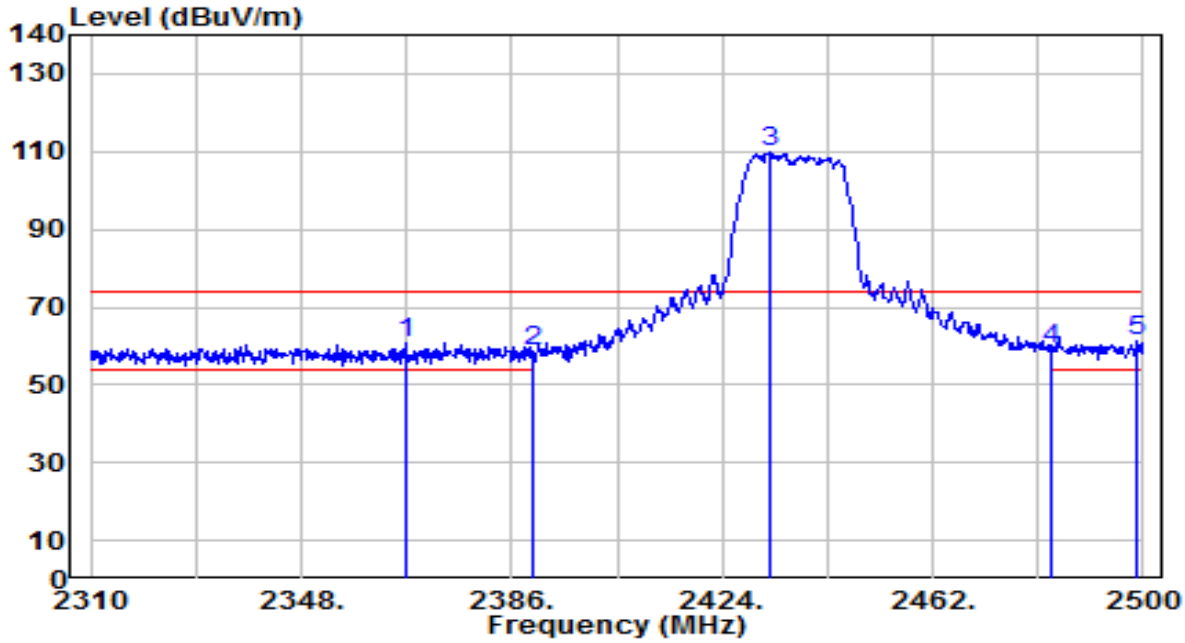

No		Frequency (MHz)	Reading (dBuV)	C.F (dB/m)	Measurement (dBuV/m)	Margin (dB)	Limit (dBuV/m)	Height (cm)	Angle (deg)	Remark (QP/PK/AV)
1		2366.810	28.24	32.64	60.88	-13.12	74.00	100	70	Peak
2		2390.000	26.11	32.73	58.83	-15.17	74.00	100	70	Peak
3		2432.740	77.13	32.90	110.02	N/A	N/A	100	70	Peak
4		2483.500	25.87	33.09	58.97	-15.03	74.00	100	70	Peak
5	*	2498.860	27.88	33.16	61.03	-12.97	74.00	100	70	Peak

Note:

1. " *", means this data is the worst emission level.
2. C.F (Correction Factor) = Antenna Factor (dB/m) + Cable Loss (dB).
3. Measurement (dBuV/m) = Reading(dBuV) + C.F (Correction Factor).
4. The emission levels of other frequencies are very lower than the limit and not show in test report.

EUT	BE3600 Dual-Band Wi-Fi 7 Router	Date of Test	2025-04-17
Factor	BBHA 9120D	Temp. / Humidity	24°C /57%
Polarity	Horizontal	Site / Test Engineer	AC1 / Todd
Test Mode	802.11n-20MHz_TX_CH 6_ANT 0+1	Test Voltage	AC 120V/60Hz

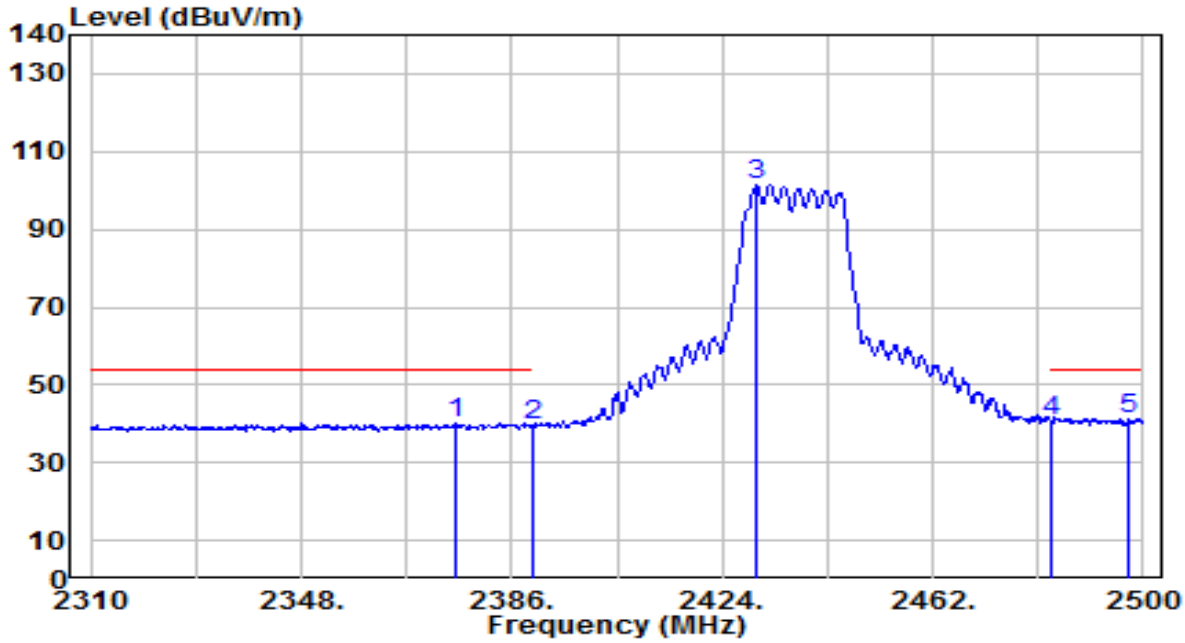

No		Frequency (MHz)	Reading (dBuV)	C.F (dB/m)	Measurement (dBuV/m)	Margin (dB)	Limit (dBuV/m)	Height (cm)	Angle (deg)	Remark (QP/PK/AV)
1		2376.120	7.46	32.67	40.13	-13.87	54.00	100	70	Average
2		2390.000	7.13	32.73	39.86	-14.14	54.00	100	70	Average
3		2430.080	68.39	32.88	101.27	N/A	N/A	100	70	Average
4		2483.500	7.72	33.09	40.82	-13.18	54.00	100	70	Average
5	*	2497.340	8.28	33.15	41.43	-12.57	54.00	100	70	Average

Note:

1. " *", means this data is the worst emission level.
2. C.F (Correction Factor) = Antenna Factor (dB/m) + Cable Loss (dB).
3. Measurement (dBuV/m) = Reading(dBuV) + C.F (Correction Factor).
4. The emission levels of other frequencies are very lower than the limit and not show in test report.

EUT	BE3600 Dual-Band Wi-Fi 7 Router	Date of Test	2025-04-17
Factor	BBHA 9120D	Temp. / Humidity	24°C /57%
Polarity	Vertical	Site / Test Engineer	AC1 / Todd
Test Mode	802.11n-20MHz_TX_CH 6_ANT 0+1	Test Voltage	AC 120V/60Hz

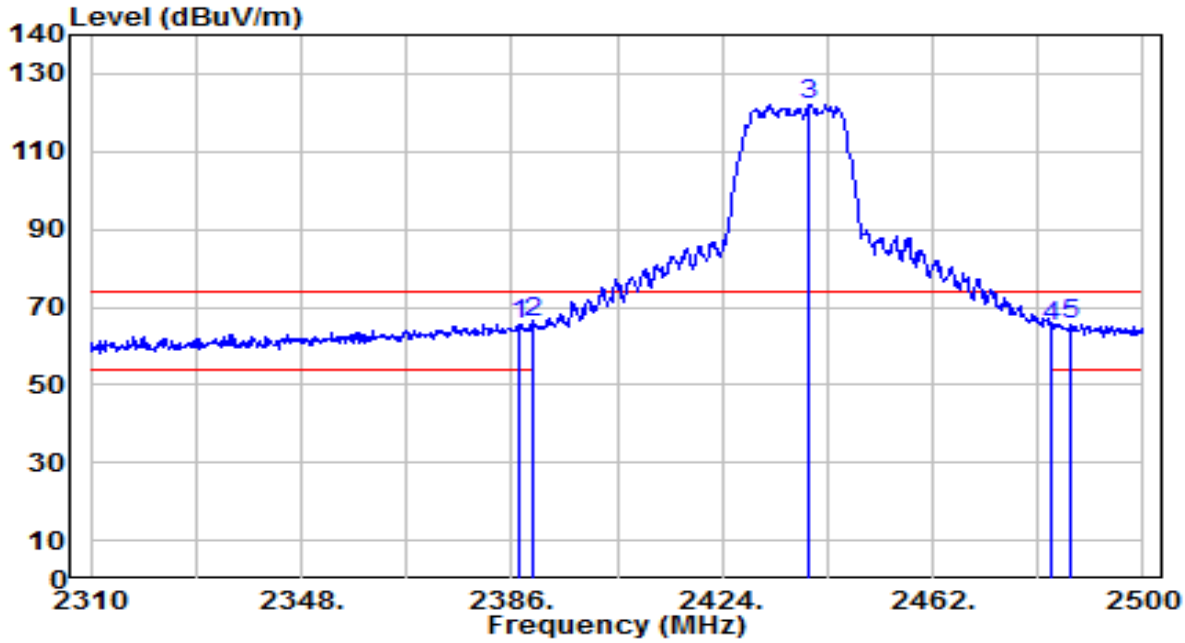

No		Frequency (MHz)	Reading (dBuV)	C.F (dB/m)	Measurement (dBuV/m)	Margin (dB)	Limit (dBuV/m)	Height (cm)	Angle (deg)	Remark (QP/PK/AV)
1		2387.140	32.78	32.72	65.50	-8.50	74.00	150	215	Peak
2	*	2390.000	33.40	32.73	66.13	-7.87	74.00	150	215	Peak
3		2439.580	89.19	32.92	122.12	N/A	N/A	150	215	Peak
4		2483.500	31.91	33.09	65.00	-9.00	74.00	150	215	Peak
5		2486.700	32.57	33.11	65.68	-8.32	74.00	150	215	Peak

Note:

1. " *", means this data is the worst emission level.
2. C.F (Correction Factor) = Antenna Factor (dB/m) + Cable Loss (dB).
3. Measurement (dBuV/m) = Reading(dBuV) + C.F (Correction Factor).
4. The emission levels of other frequencies are very lower than the limit and not show in test report.

EUT	BE3600 Dual-Band Wi-Fi 7 Router	Date of Test	2025-04-17
Factor	BBHA 9120D	Temp. / Humidity	24°C /57%
Polarity	Vertical	Site / Test Engineer	AC1 / Todd
Test Mode	802.11n-20MHz_TX_CH 6_ANT 0+1	Test Voltage	AC 120V/60Hz

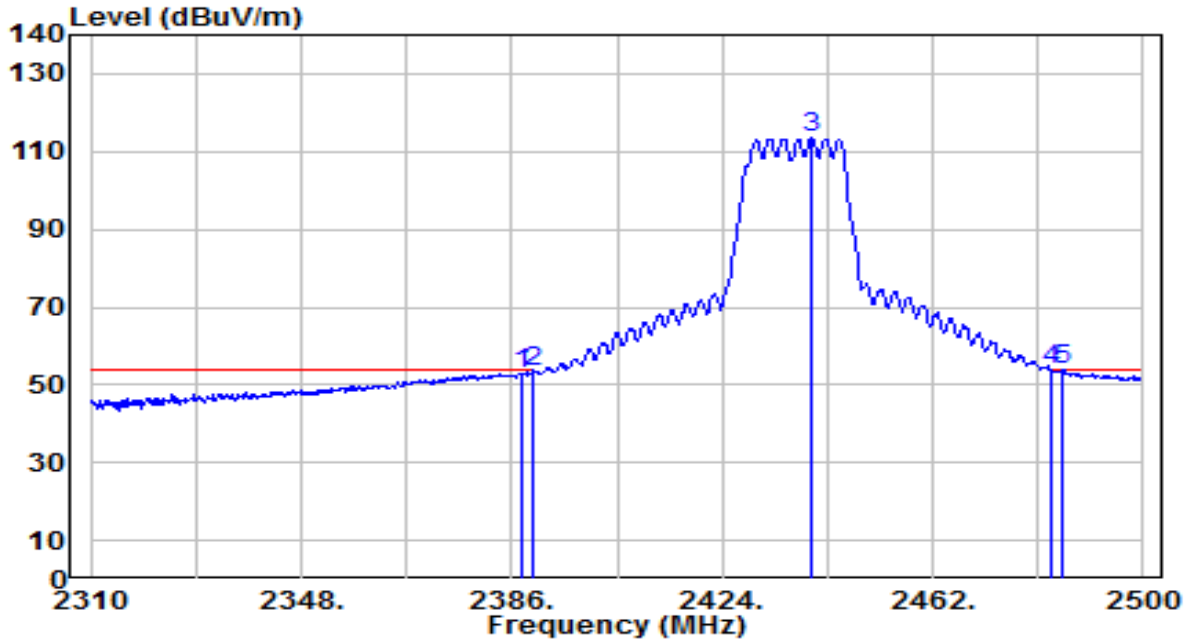

No		Frequency (MHz)	Reading (dBuV)	C.F (dB/m)	Measurement (dBuV/m)	Margin (dB)	Limit (dBuV/m)	Height (cm)	Angle (deg)	Remark (QP/PK/AV)
1		2387.710	20.29	32.72	53.01	-0.99	54.00	150	215	Average
2		2390.000	20.82	32.73	53.55	-0.45	54.00	150	215	Average
3		2439.960	80.47	32.92	113.40	N/A	N/A	150	215	Average
4		2483.500	20.66	33.09	53.75	-0.25	54.00	150	215	Average
5	*	2485.560	20.80	33.10	53.90	-0.10	54.00	150	215	Average

Note:

1. " *", means this data is the worst emission level.
2. C.F (Correction Factor) = Antenna Factor (dB/m) + Cable Loss (dB).
3. Measurement (dBuV/m) = Reading(dBuV) + C.F (Correction Factor).
4. The emission levels of other frequencies are very lower than the limit and not show in test report.

EUT	BE3600 Dual-Band Wi-Fi 7 Router	Date of Test	2025-04-17
Factor	BBHA 9120D	Temp. / Humidity	24°C /57%
Polarity	Horizontal	Site / Test Engineer	AC1 / Todd
Test Mode	802.11n-20MHz_TX_CH 10_ANT 0+1	Test Voltage	AC 120V/60Hz

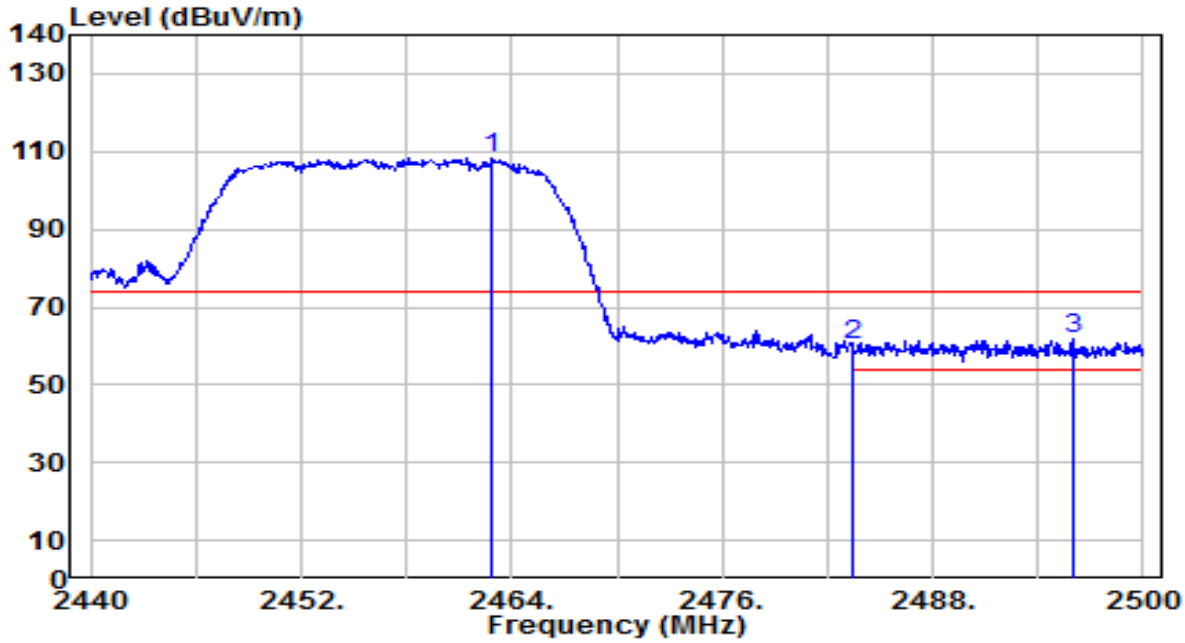

No		Frequency (MHz)	Reading (dBuV)	C.F (dB/m)	Measurement (dBuV/m)	Margin (dB)	Limit (dBuV/m)	Height (cm)	Angle (deg)	Remark (QP/PK/AV)
1		2462.860	75.28	33.01	108.29	N/A	N/A	100	215	Peak
2		2483.500	27.03	33.09	60.12	-13.88	74.00	100	215	Peak
3	*	2495.980	28.51	33.14	61.66	-12.34	74.00	100	215	Peak

Note:

1. " *", means this data is the worst emission level.
2. C.F (Correction Factor) = Antenna Factor (dB/m) + Cable Loss (dB).
3. Measurement (dBuV/m) = Reading(dBuV) + C.F (Correction Factor).
4. The emission levels of other frequencies are very lower than the limit and not show in test report.

EUT	BE3600 Dual-Band Wi-Fi 7 Router	Date of Test	2025-04-17
Factor	BBHA 9120D	Temp. / Humidity	24°C /57%
Polarity	Horizontal	Site / Test Engineer	AC1 / Todd
Test Mode	802.11n-20MHz_TX_CH 10_ANT 0+1	Test Voltage	AC 120V/60Hz

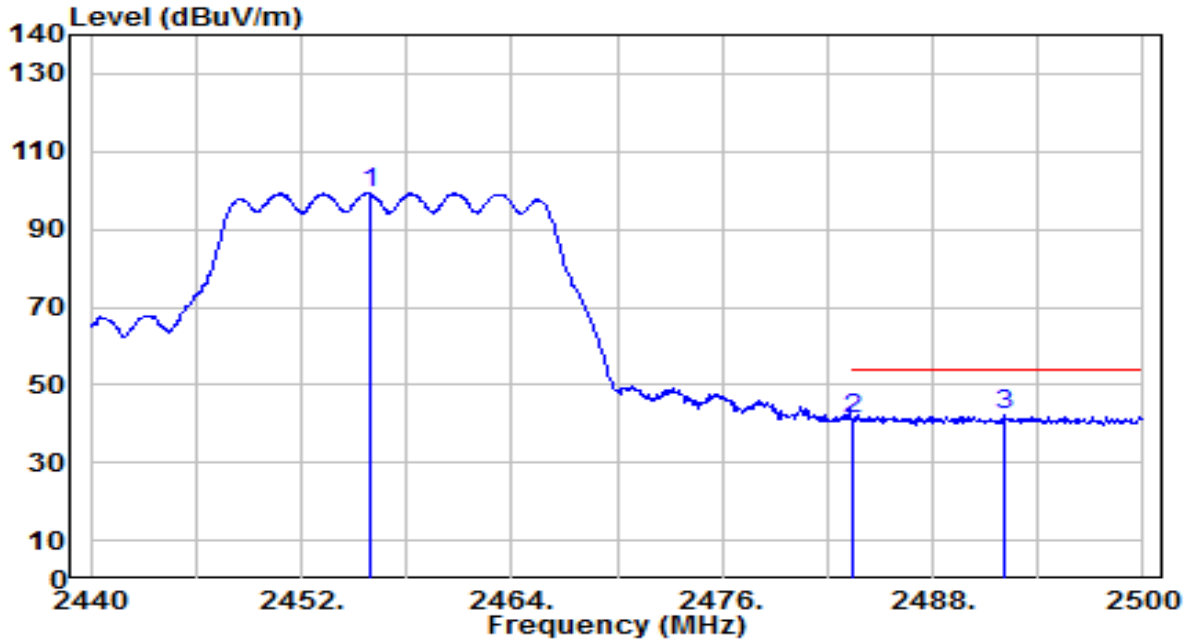

No		Frequency (MHz)	Reading (dBuV)	C.F (dB/m)	Measurement (dBuV/m)	Margin (dB)	Limit (dBuV/m)	Height (cm)	Angle (deg)	Remark (QP/PK/AV)
1		2455.900	66.43	32.99	99.42	N/A	N/A	100	215	Average
2		2483.500	8.01	33.09	41.10	-12.90	54.00	100	215	Average
3	*	2492.080	9.38	33.13	42.51	-11.49	54.00	100	215	Average

Note:

1. " *", means this data is the worst emission level.
2. C.F (Correction Factor) = Antenna Factor (dB/m) + Cable Loss (dB).
3. Measurement (dBuV/m) = Reading(dBuV) + C.F (Correction Factor).
4. The emission levels of other frequencies are very lower than the limit and not show in test report.

EUT	BE3600 Dual-Band Wi-Fi 7 Router	Date of Test	2025-04-17
Factor	BBHA 9120D	Temp. / Humidity	24°C /57%
Polarity	Vertical	Site / Test Engineer	AC1 / Todd
Test Mode	802.11n-20MHz_TX_CH 10_ANT 0+1	Test Voltage	AC 120V/60Hz

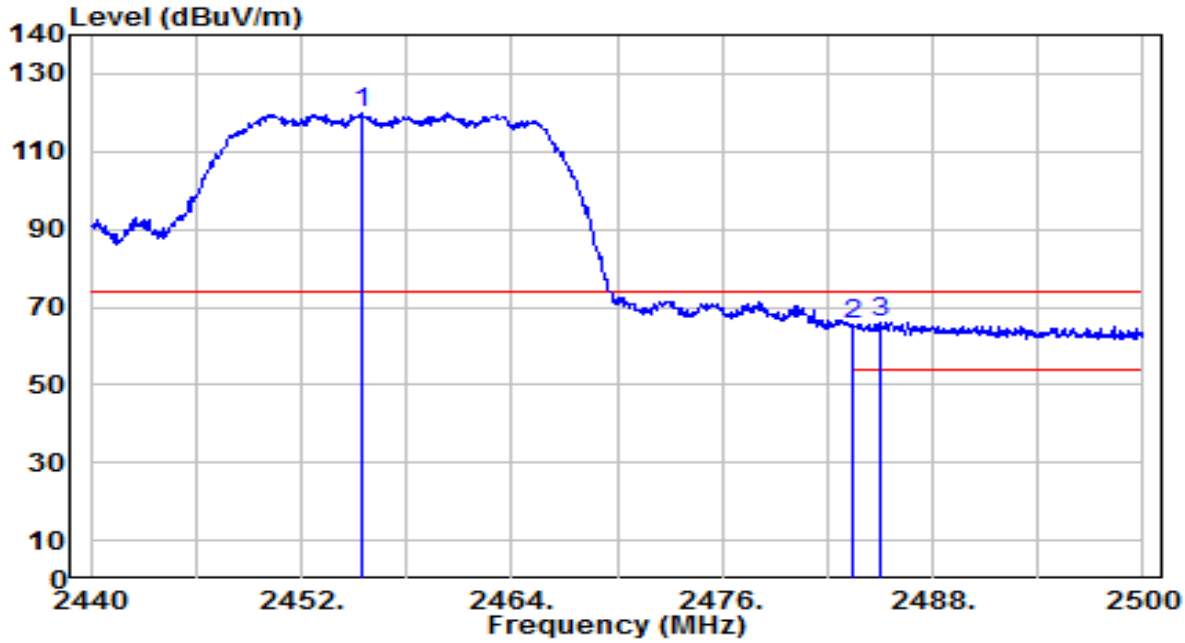

No		Frequency (MHz)	Reading (dBuV)	C.F (dB/m)	Measurement (dBuV/m)	Margin (dB)	Limit (dBuV/m)	Height (cm)	Angle (deg)	Remark (QP/PK/AV)
1		2455.420	87.15	32.98	120.13	N/A	N/A	135	220	Peak
2		2483.500	32.62	33.09	65.72	-8.28	74.00	135	220	Peak
3	*	2484.940	33.16	33.10	66.27	-7.73	74.00	135	220	Peak

Note:

1. " *", means this data is the worst emission level.
2. C.F (Correction Factor) = Antenna Factor (dB/m) + Cable Loss (dB).
3. Measurement (dBuV/m) = Reading(dBuV) + C.F (Correction Factor).
4. The emission levels of other frequencies are very lower than the limit and not show in test report.

EUT	BE3600 Dual-Band Wi-Fi 7 Router	Date of Test	2025-04-17
Factor	BBHA 9120D	Temp. / Humidity	24°C /57%
Polarity	Vertical	Site / Test Engineer	AC1 / Todd
Test Mode	802.11n-20MHz_TX_CH 10_ANT 0+1	Test Voltage	AC 120V/60Hz

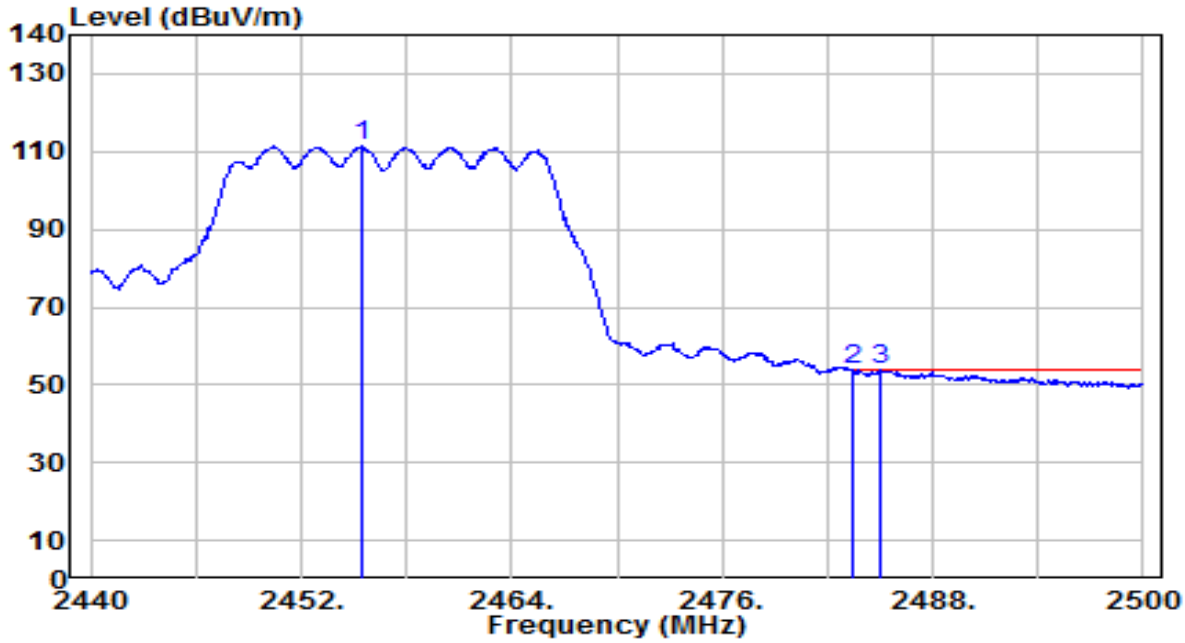

No		Frequency (MHz)	Reading (dBuV)	C.F (dB/m)	Measurement (dBuV/m)	Margin (dB)	Limit (dBuV/m)	Height (cm)	Angle (deg)	Remark (QP/PK/AV)
1		2455.420	78.43	32.98	111.42	N/A	N/A	135	220	Average
2	*	2483.500	20.71	33.09	53.80	-0.20	54.00	135	220	Average
3		2485.000	20.60	33.10	53.70	-0.30	54.00	135	220	Average

Note:

1. " *", means this data is the worst emission level.
2. C.F (Correction Factor) = Antenna Factor (dB/m) + Cable Loss (dB).
3. Measurement (dBuV/m) = Reading(dBuV) + C.F (Correction Factor).
4. The emission levels of other frequencies are very lower than the limit and not show in test report.

EUT	BE3600 Dual-Band Wi-Fi 7 Router	Date of Test	2025-04-17
Factor	BBHA 9120D	Temp. / Humidity	24°C /57%
Polarity	Horizontal	Site / Test Engineer	AC1 / Todd
Test Mode	802.11n-20MHz_TX_CH 11_ANT 0+1	Test Voltage	AC 120V/60Hz

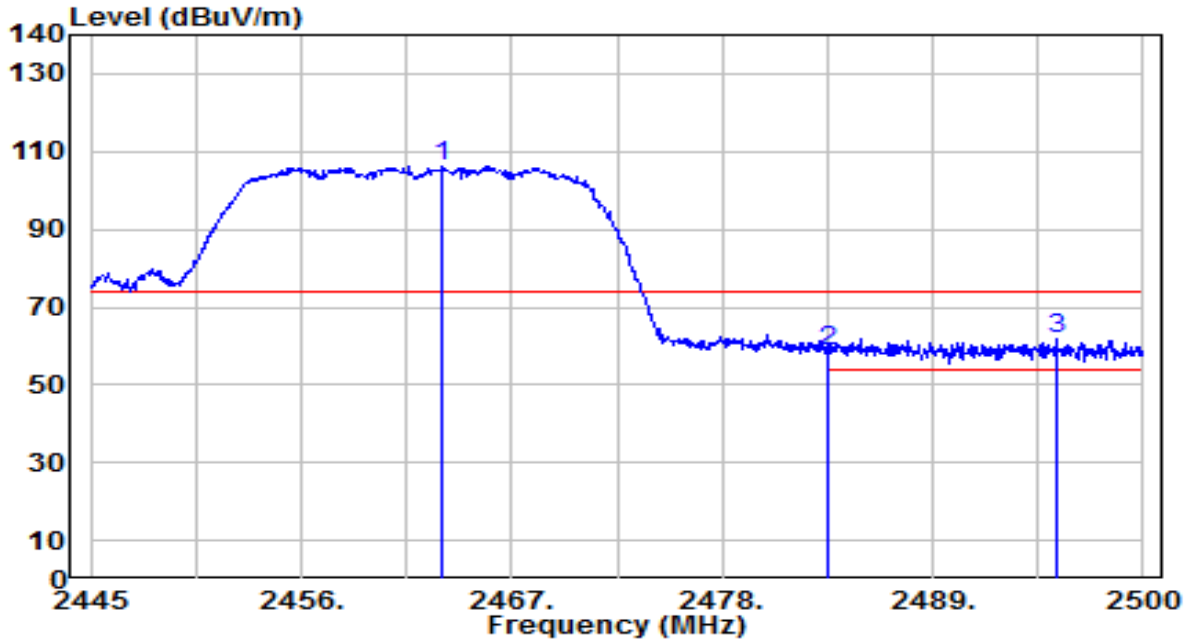

No		Frequency (MHz)	Reading (dBuV)	C.F (dB/m)	Measurement (dBuV/m)	Margin (dB)	Limit (dBuV/m)	Height (cm)	Angle (deg)	Remark (QP/PK/AV)
1		2463.370	73.05	33.02	106.07	N/A	N/A	100	215	Peak
2		2483.500	25.56	33.09	58.65	-15.35	74.00	100	215	Peak
3	*	2495.490	28.63	33.14	61.77	-12.23	74.00	100	215	Peak

Note:

1. " *", means this data is the worst emission level.
2. C.F (Correction Factor) = Antenna Factor (dB/m) + Cable Loss (dB).
3. Measurement (dBuV/m) = Reading(dBuV) + C.F (Correction Factor).
4. The emission levels of other frequencies are very lower than the limit and not show in test report.

EUT	BE3600 Dual-Band Wi-Fi 7 Router	Date of Test	2025-04-17
Factor	BBHA 9120D	Temp. / Humidity	24°C /57%
Polarity	Horizontal	Site / Test Engineer	AC1 / Todd
Test Mode	802.11n-20MHz_TX_CH 11_ANT 0+1	Test Voltage	AC 120V/60Hz

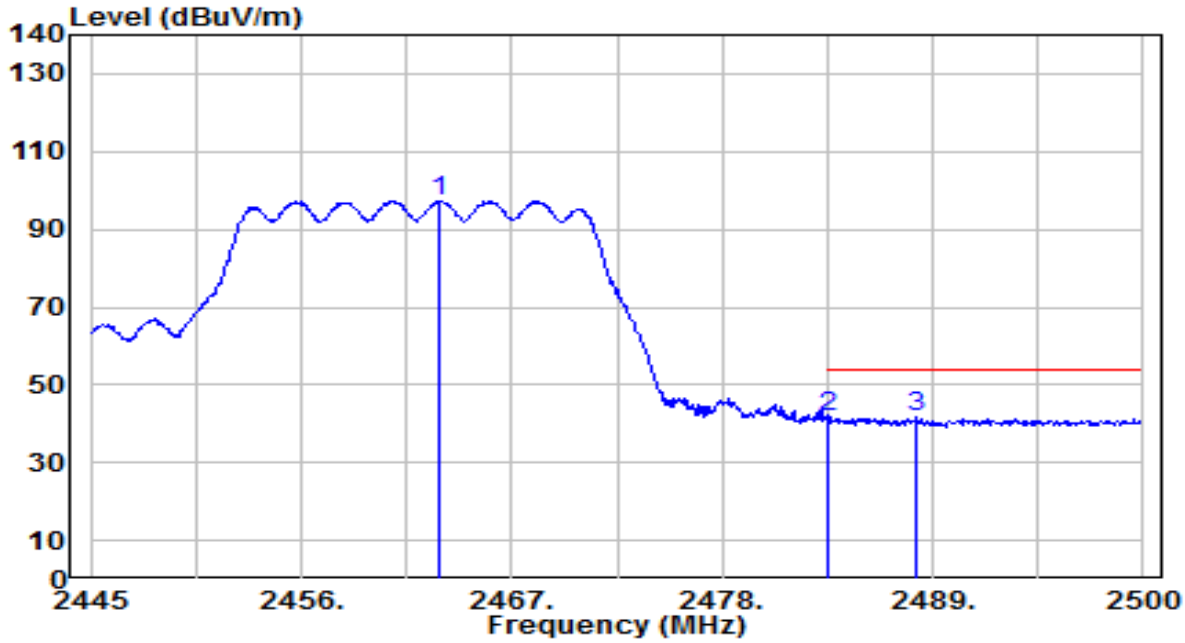

No		Frequency (MHz)	Reading (dBuV)	C.F (dB/m)	Measurement (dBuV/m)	Margin (dB)	Limit (dBuV/m)	Height (cm)	Angle (deg)	Remark (QP/PK/AV)
1		2463.150	64.24	33.01	97.25	N/A	N/A	100	215	Average
2		2483.500	8.42	33.09	41.52	-12.48	54.00	100	215	Average
3	*	2488.120	8.58	33.11	41.69	-12.31	54.00	100	215	Average

Note:

1. " *", means this data is the worst emission level.
2. C.F (Correction Factor) = Antenna Factor (dB/m) + Cable Loss (dB).
3. Measurement (dBuV/m) = Reading(dBuV) + C.F (Correction Factor).
4. The emission levels of other frequencies are very lower than the limit and not show in test report.

EUT	BE3600 Dual-Band Wi-Fi 7 Router	Date of Test	2025-04-17
Factor	BBHA 9120D	Temp. / Humidity	24°C /57%
Polarity	Vertical	Site / Test Engineer	AC1 / Todd
Test Mode	802.11n-20MHz_TX_CH 11_ANT 0+1	Test Voltage	AC 120V/60Hz

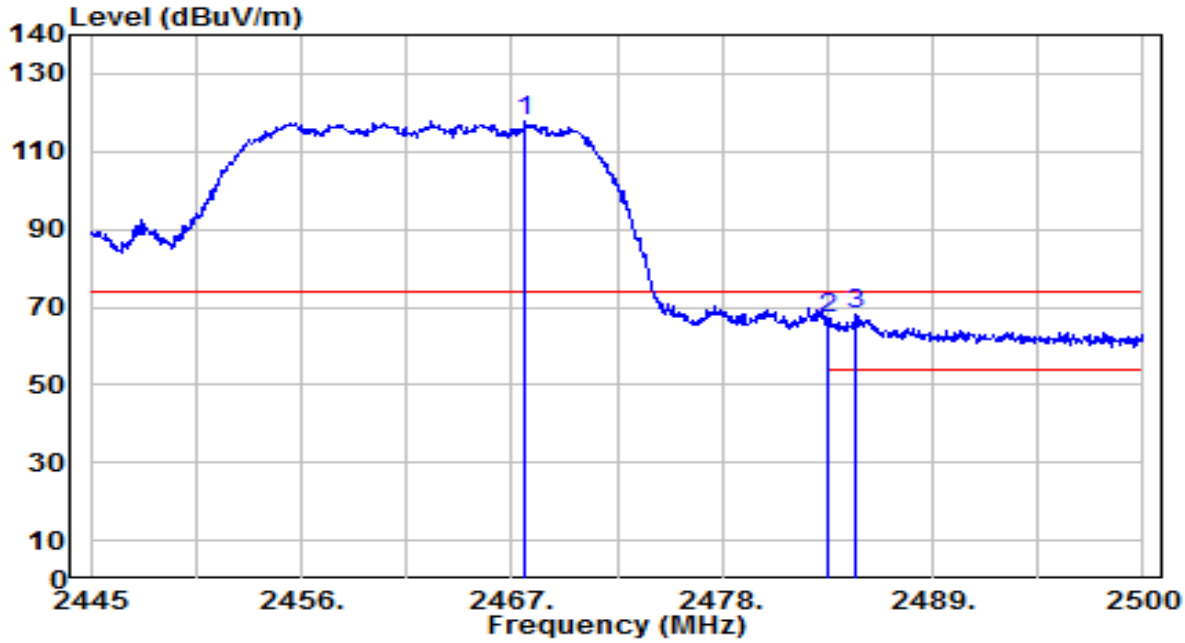

No		Frequency (MHz)	Reading (dBuV)	C.F (dB/m)	Measurement (dBuV/m)	Margin (dB)	Limit (dBuV/m)	Height (cm)	Angle (deg)	Remark (QP/PK/AV)
1		2467.715	84.97	33.03	118.00	N/A	N/A	135	220	Peak
2		2483.500	34.24	33.09	67.34	-6.66	74.00	135	220	Peak
3	*	2484.985	34.84	33.10	67.94	-6.06	74.00	135	220	Peak

Note:

1. " *", means this data is the worst emission level.
2. C.F (Correction Factor) = Antenna Factor (dB/m) + Cable Loss (dB).
3. Measurement (dBuV/m) = Reading(dBuV) + C.F (Correction Factor).
4. The emission levels of other frequencies are very lower than the limit and not show in test report.

EUT	BE3600 Dual-Band Wi-Fi 7 Router	Date of Test	2025-04-17
Factor	BBHA 9120D	Temp. / Humidity	24°C /57%
Polarity	Vertical	Site / Test Engineer	AC1 / Todd
Test Mode	802.11n-20MHz_TX_CH 11_ANT 0+1	Test Voltage	AC 120V/60Hz

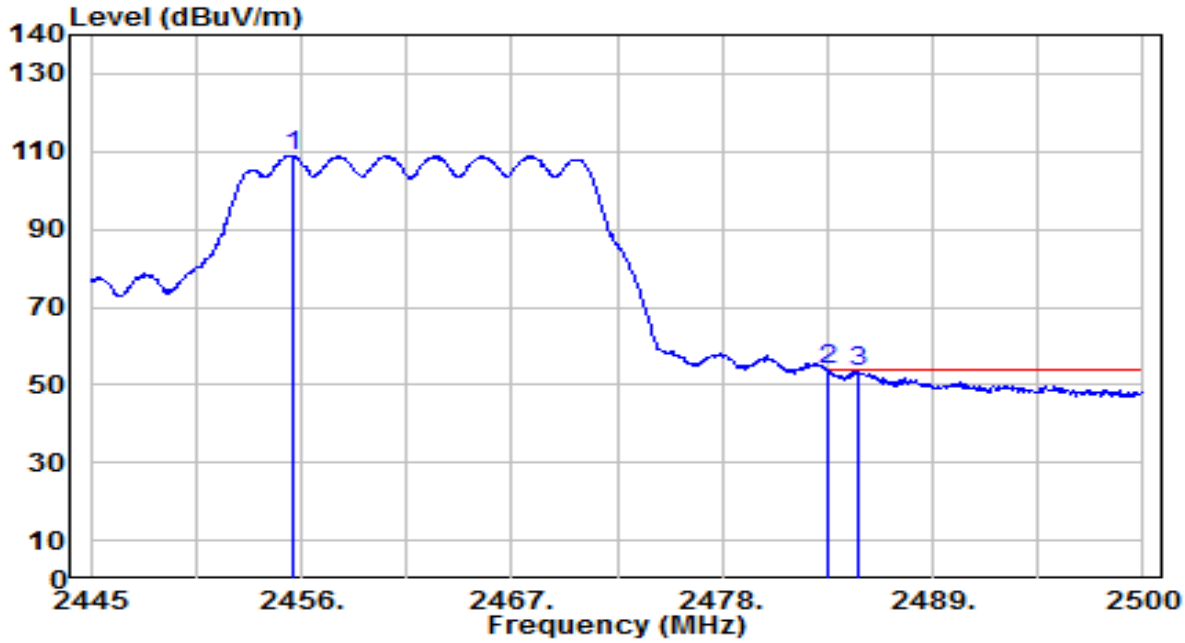

No		Frequency (MHz)	Reading (dBuV)	C.F (dB/m)	Measurement (dBuV/m)	Margin (dB)	Limit (dBuV/m)	Height (cm)	Angle (deg)	Remark (QP/PK/AV)
1		2455.615	75.89	32.99	108.88	N/A	N/A	135	220	Average
2	*	2483.500	20.61	33.09	53.71	-0.29	54.00	135	220	Average
3		2485.150	20.21	33.10	53.31	-0.69	54.00	135	220	Average

Note:

1. " *", means this data is the worst emission level.
2. C.F (Correction Factor) = Antenna Factor (dB/m) + Cable Loss (dB).
3. Measurement (dBuV/m) = Reading(dBuV) + C.F (Correction Factor).
4. The emission levels of other frequencies are very lower than the limit and not show in test report.

EUT	BE3600 Dual-Band Wi-Fi 7 Router	Date of Test	2025-04-17
Factor	BBHA 9120D	Temp. / Humidity	24°C /57%
Polarity	Horizontal	Site / Test Engineer	AC1 / Todd
Test Mode	802.11n-40MHz_TX_CH 3_ANT 0+1	Test Voltage	AC 120V/60Hz

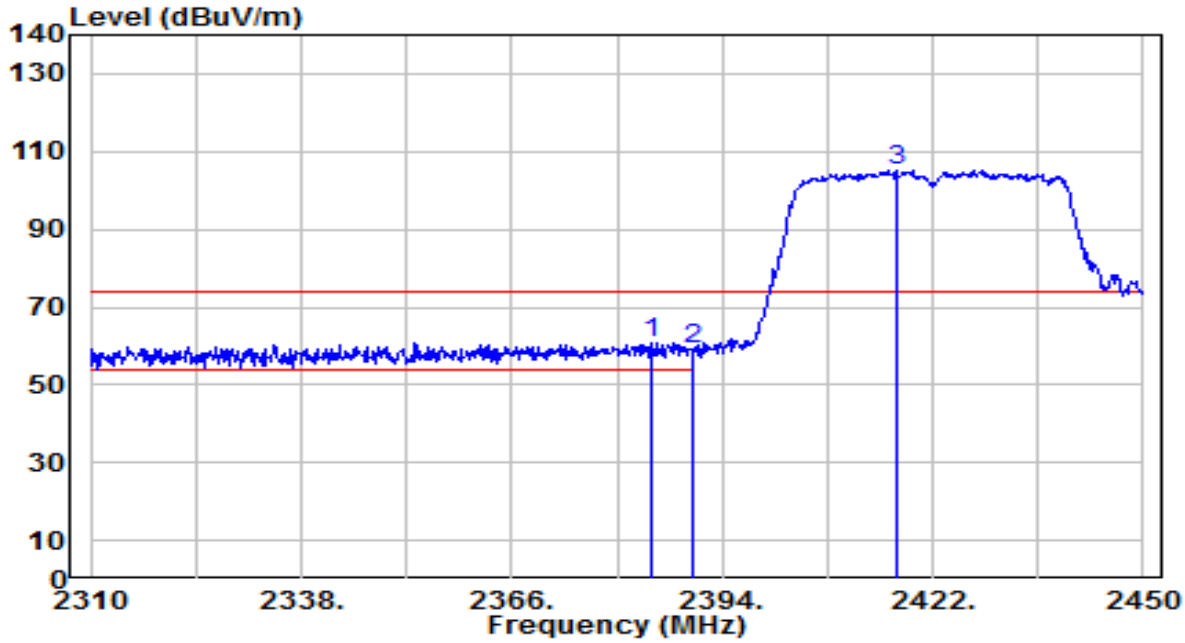

No		Frequency (MHz)	Reading (dBuV)	C.F (dB/m)	Measurement (dBuV/m)	Margin (dB)	Limit (dBuV/m)	Height (cm)	Angle (deg)	Remark (QP/PK/AV)
1	*	2384.480	28.17	32.70	60.87	-13.13	74.00	170	160	Peak
2		2390.000	26.27	32.73	59.00	-15.00	74.00	170	160	Peak
3		2417.240	72.12	32.83	104.95	N/A	N/A	170	160	Peak

Note:

1. " *", means this data is the worst emission level.
2. C.F (Correction Factor) = Antenna Factor (dB/m) + Cable Loss (dB).
3. Measurement (dBuV/m) = Reading(dBuV) + C.F (Correction Factor).
4. The emission levels of other frequencies are very lower than the limit and not show in test report.

EUT	BE3600 Dual-Band Wi-Fi 7 Router	Date of Test	2025-04-17
Factor	BBHA 9120D	Temp. / Humidity	24°C /57%
Polarity	Horizontal	Site / Test Engineer	AC1 / Todd
Test Mode	802.11n-40MHz_TX_CH 3_ANT 0+1	Test Voltage	AC 120V/60Hz

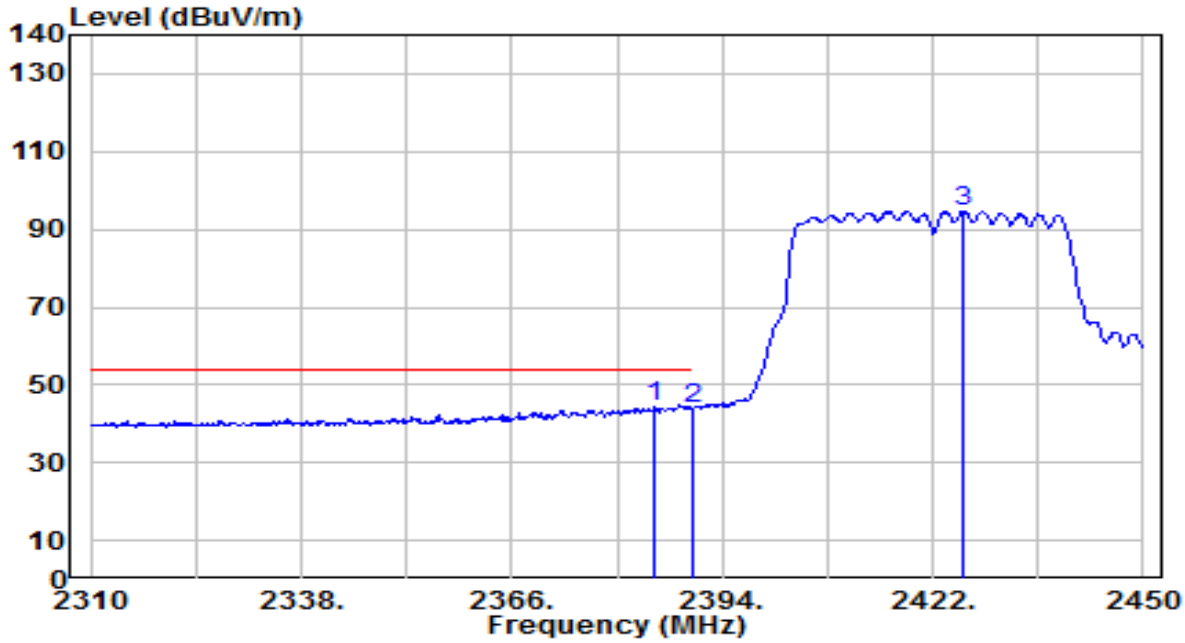

No		Frequency (MHz)	Reading (dBuV)	C.F (dB/m)	Measurement (dBuV/m)	Margin (dB)	Limit (dBuV/m)	Height (cm)	Angle (deg)	Remark (QP/PK/AV)
1	*	2385.040	11.52	32.71	44.23	-9.77	54.00	170	160	Average
2		2390.000	10.90	32.73	43.63	-10.37	54.00	170	160	Average
3		2426.060	61.74	32.87	94.61	N/A	N/A	170	160	Average

Note:

1. " *", means this data is the worst emission level.
2. C.F (Correction Factor) = Antenna Factor (dB/m) + Cable Loss (dB).
3. Measurement (dBuV/m) = Reading(dBuV) + C.F (Correction Factor).
4. The emission levels of other frequencies are very lower than the limit and not show in test report.

EUT	BE3600 Dual-Band Wi-Fi 7 Router	Date of Test	2025-04-17
Factor	BBHA 9120D	Temp. / Humidity	24°C /57%
Polarity	Vertical	Site / Test Engineer	AC1 / Todd
Test Mode	802.11n-40MHz_TX_CH 3_ANT 0+1	Test Voltage	AC 120V/60Hz

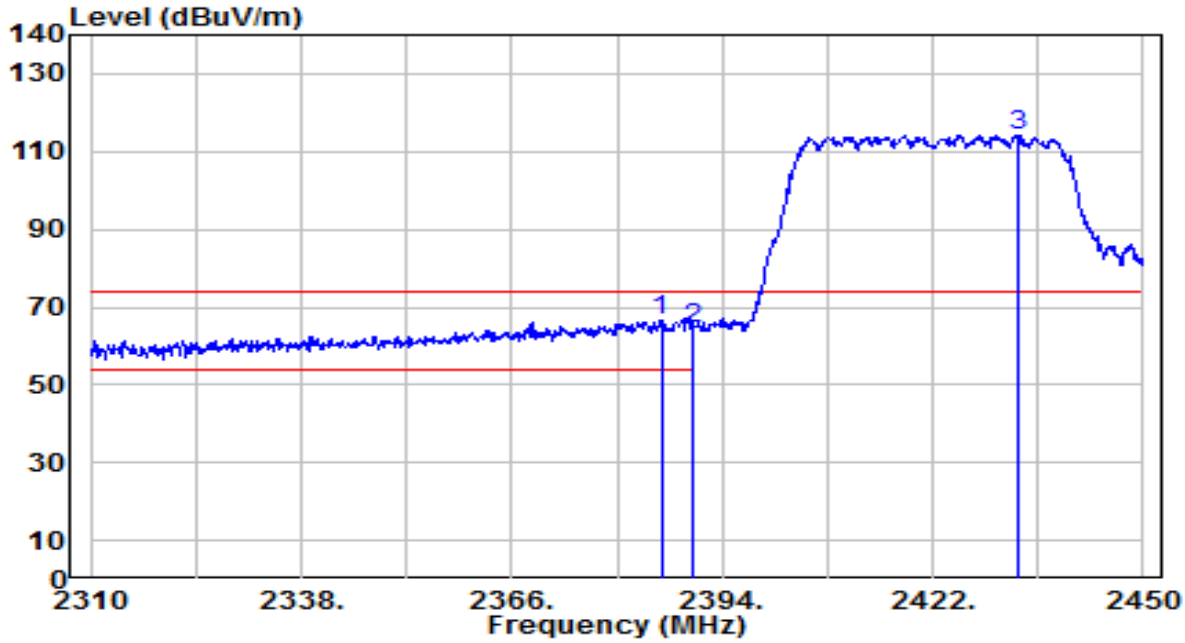

No		Frequency (MHz)	Reading (dBuV)	C.F (dB/m)	Measurement (dBuV/m)	Margin (dB)	Limit (dBuV/m)	Height (cm)	Angle (deg)	Remark (QP/PK/AV)
1	*	2385.880	33.75	32.71	66.46	-7.54	74.00	140	90	Peak
2		2390.000	31.77	32.73	64.50	-9.50	74.00	140	90	Peak
3		2433.480	81.34	32.90	114.24	N/A	N/A	140	90	Peak

Note:

1. " *", means this data is the worst emission level.
2. C.F (Correction Factor) = Antenna Factor (dB/m) + Cable Loss (dB).
3. Measurement (dBuV/m) = Reading(dBuV) + C.F (Correction Factor).
4. The emission levels of other frequencies are very lower than the limit and not show in test report.

EUT	BE3600 Dual-Band Wi-Fi 7 Router	Date of Test	2025-04-17
Factor	BBHA 9120D	Temp. / Humidity	24°C /57%
Polarity	Vertical	Site / Test Engineer	AC1 / Todd
Test Mode	802.11n-40MHz_TX_CH 3_ANT 0+1	Test Voltage	AC 120V/60Hz

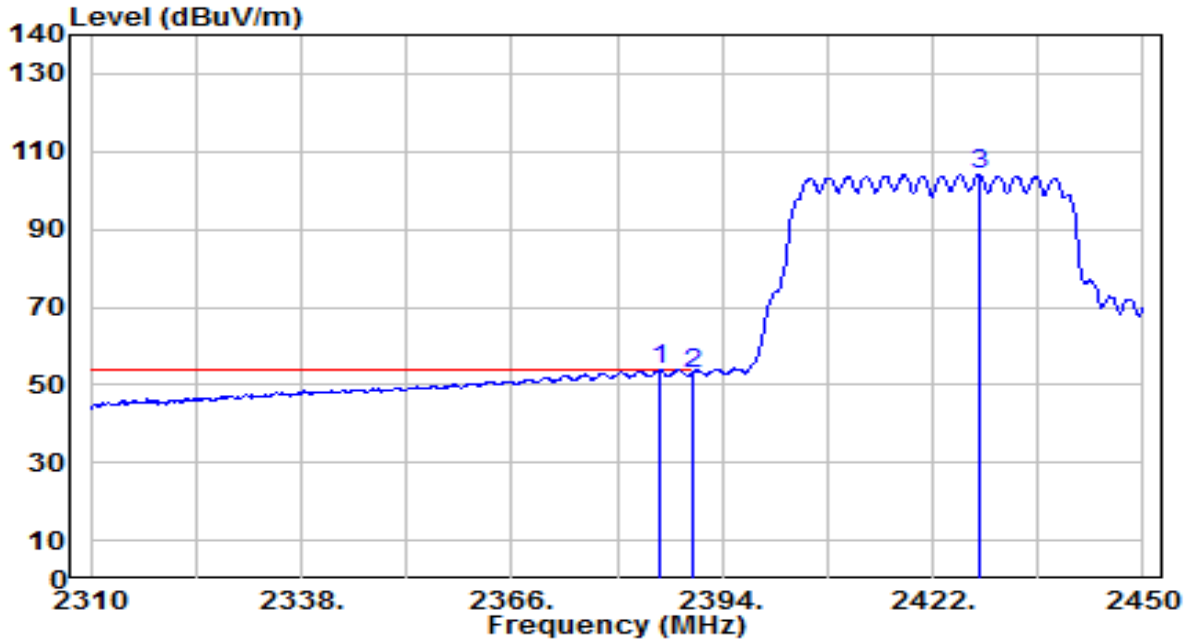

No		Frequency (MHz)	Reading (dBuV)	C.F (dB/m)	Measurement (dBuV/m)	Margin (dB)	Limit (dBuV/m)	Height (cm)	Angle (deg)	Remark (QP/PK/AV)
1	*	2385.740	21.09	32.71	53.80	-0.20	54.00	140	90	Average
2		2390.000	20.22	32.73	52.95	-1.05	54.00	140	90	Average
3		2428.300	71.28	32.88	104.15	N/A	N/A	140	90	Average

Note:

1. " *", means this data is the worst emission level.
2. C.F (Correction Factor) = Antenna Factor (dB/m) + Cable Loss (dB).
3. Measurement (dBuV/m) = Reading(dBuV) + C.F (Correction Factor).
4. The emission levels of other frequencies are very lower than the limit and not show in test report.

EUT	BE3600 Dual-Band Wi-Fi 7 Router	Date of Test	2025-04-17
Factor	BBHA 9120D	Temp. / Humidity	24°C /57%
Polarity	Horizontal	Site / Test Engineer	AC1 / Todd
Test Mode	802.11n-40MHz_TX_CH 6_ANT 0+1	Test Voltage	AC 120V/60Hz

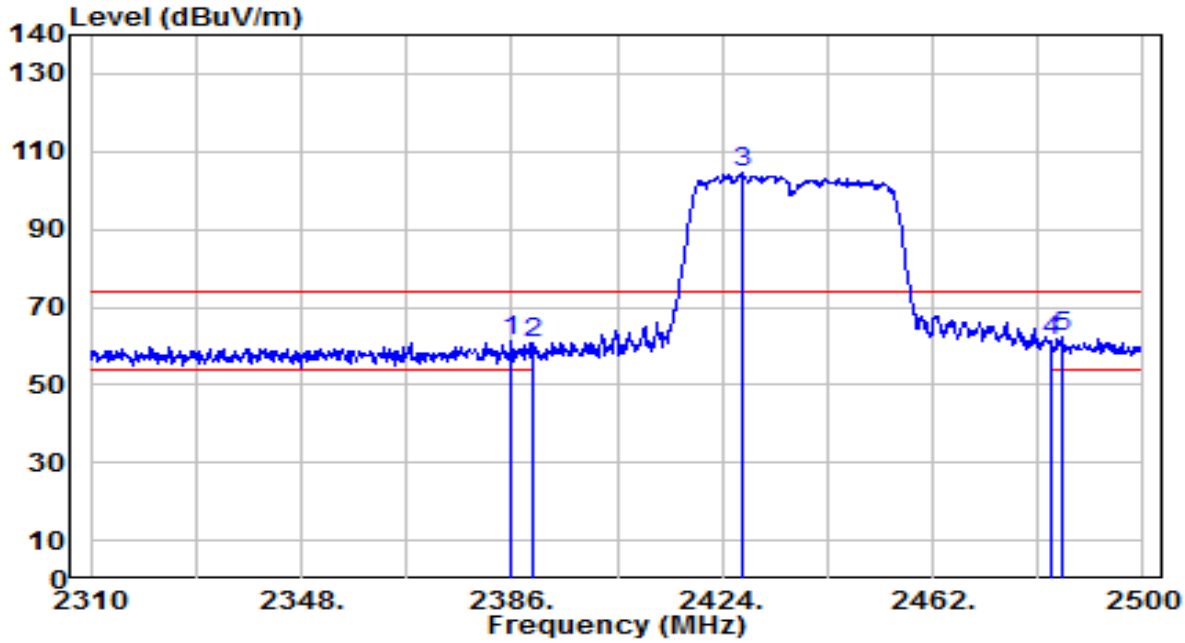

No		Frequency (MHz)	Reading (dBuV)	C.F (dB/m)	Measurement (dBuV/m)	Margin (dB)	Limit (dBuV/m)	Height (cm)	Angle (deg)	Remark (QP/PK/AV)
1		2385.810	28.37	32.71	61.08	-12.92	74.00	100	70	Peak
2		2390.000	27.86	32.73	60.59	-13.41	74.00	100	70	Peak
3		2427.800	71.51	32.88	104.39	N/A	N/A	100	70	Peak
4		2483.500	28.38	33.09	61.48	-12.52	74.00	100	70	Peak
5	*	2485.180	29.23	33.10	62.33	-11.67	74.00	100	70	Peak

Note:

1. " *", means this data is the worst emission level.
2. C.F (Correction Factor) = Antenna Factor (dB/m) + Cable Loss (dB).
3. Measurement (dBuV/m) = Reading(dBuV) + C.F (Correction Factor).
4. The emission levels of other frequencies are very lower than the limit and not show in test report.

EUT	BE3600 Dual-Band Wi-Fi 7 Router	Date of Test	2025-04-17
Factor	BBHA 9120D	Temp. / Humidity	24°C /57%
Polarity	Horizontal	Site / Test Engineer	AC1 / Todd
Test Mode	802.11n-40MHz_TX_CH 6_ANT 0+1	Test Voltage	AC 120V/60Hz

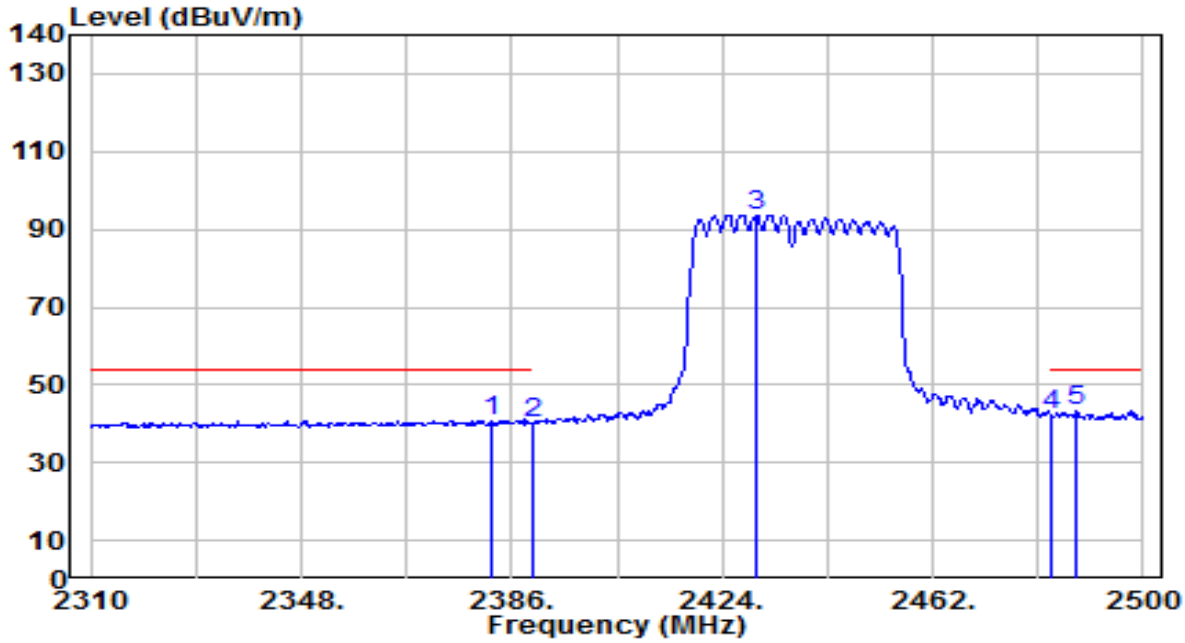

No		Frequency (MHz)	Reading (dBuV)	C.F (dB/m)	Measurement (dBuV/m)	Margin (dB)	Limit (dBuV/m)	Height (cm)	Angle (deg)	Remark (QP/PK/AV)
1		2382.580	8.21	32.70	40.91	-13.09	54.00	100	70	Average
2		2390.000	7.31	32.73	40.04	-13.96	54.00	100	70	Average
3		2430.080	60.81	32.88	93.70	N/A	N/A	100	70	Average
4		2483.500	8.98	33.09	42.08	-11.92	54.00	100	70	Average
5	*	2487.840	10.19	33.11	43.30	-10.70	54.00	100	70	Average

Note:

1. " *", means this data is the worst emission level.
2. C.F (Correction Factor) = Antenna Factor (dB/m) + Cable Loss (dB).
3. Measurement (dBuV/m) = Reading(dBuV) + C.F (Correction Factor).
4. The emission levels of other frequencies are very lower than the limit and not show in test report.

EUT	BE3600 Dual-Band Wi-Fi 7 Router	Date of Test	2025-04-17
Factor	BBHA 9120D	Temp. / Humidity	24°C /57%
Polarity	Vertical	Site / Test Engineer	AC1 / Todd
Test Mode	802.11n-40MHz_TX_CH 6_ANT 0+1	Test Voltage	AC 120V/60Hz

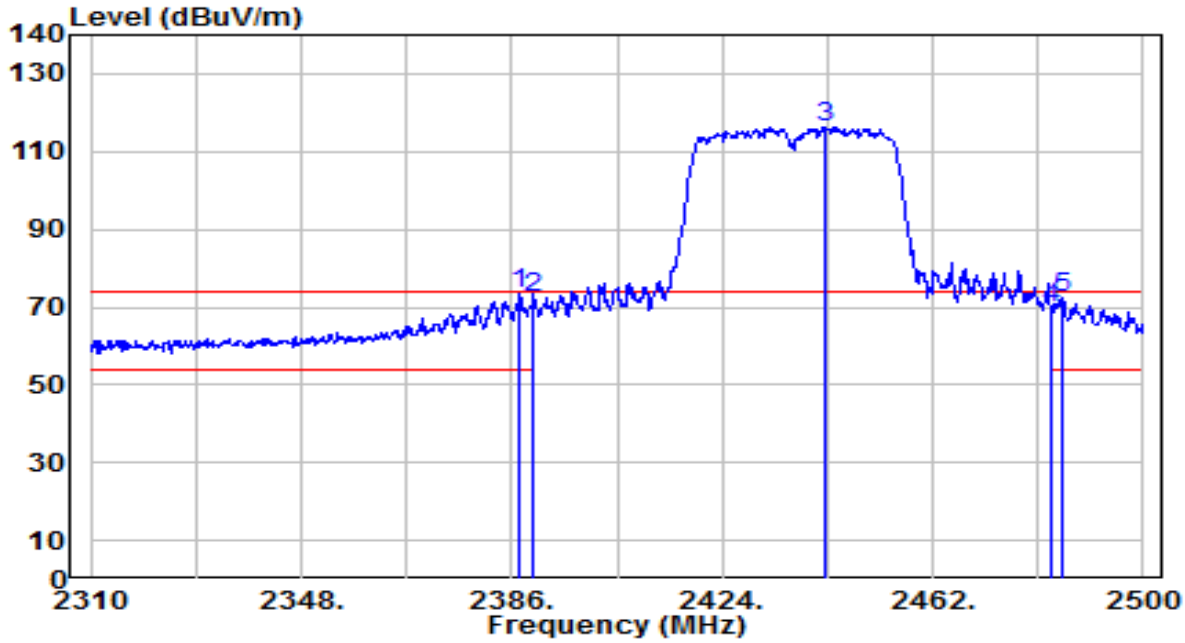

No		Frequency (MHz)	Reading (dBuV)	C.F (dB/m)	Measurement (dBuV/m)	Margin (dB)	Limit (dBuV/m)	Height (cm)	Angle (deg)	Remark (QP/PK/AV)
1	*	2387.520	40.67	32.72	73.38	-0.62	74.00	150	215	Peak
2		2390.000	39.60	32.73	72.33	-1.67	74.00	150	215	Peak
3		2442.430	83.49	32.93	116.42	N/A	N/A	150	215	Peak
4		2483.500	36.53	33.09	69.62	-4.38	74.00	150	215	Peak
5		2485.560	39.51	33.10	72.61	-1.39	74.00	150	215	Peak

Note:

1. " *", means this data is the worst emission level.
2. C.F (Correction Factor) = Antenna Factor (dB/m) + Cable Loss (dB).
3. Measurement (dBuV/m) = Reading(dBuV) + C.F (Correction Factor).
4. The emission levels of other frequencies are very lower than the limit and not show in test report.

EUT	BE3600 Dual-Band Wi-Fi 7 Router	Date of Test	2025-04-17
Factor	BBHA 9120D	Temp. / Humidity	24°C /57%
Polarity	Vertical	Site / Test Engineer	AC1 / Todd
Test Mode	802.11n-40MHz_TX_CH 6_ANT 0+1	Test Voltage	AC 120V/60Hz

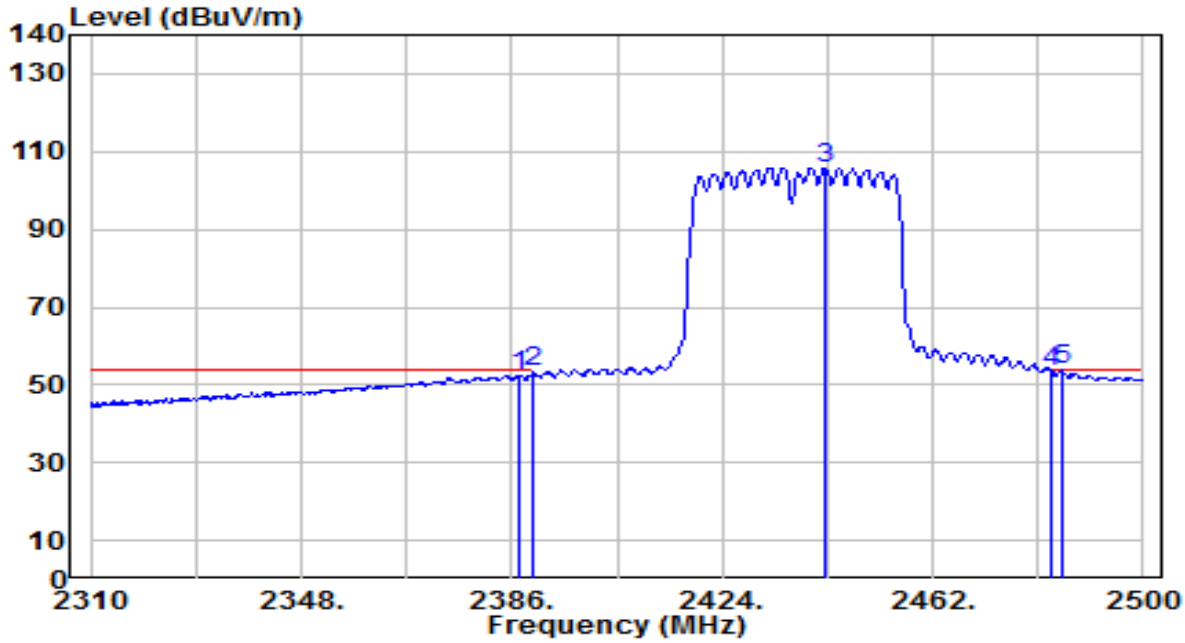

No		Frequency (MHz)	Reading (dBuV)	C.F (dB/m)	Measurement (dBuV/m)	Margin (dB)	Limit (dBuV/m)	Height (cm)	Angle (deg)	Remark (QP/PK/AV)
1		2387.520	19.53	32.72	52.24	-1.76	54.00	150	215	Average
2		2390.000	20.64	32.73	53.36	-0.64	54.00	150	215	Average
3		2442.620	72.92	32.93	105.86	N/A	N/A	150	215	Average
4		2483.500	20.50	33.09	53.60	-0.40	54.00	150	215	Average
5	*	2485.180	20.69	33.10	53.80	-0.20	54.00	150	215	Average

Note:

1. " *", means this data is the worst emission level.
2. C.F (Correction Factor) = Antenna Factor (dB/m) + Cable Loss (dB).
3. Measurement (dBuV/m) = Reading(dBuV) + C.F (Correction Factor).
4. The emission levels of other frequencies are very lower than the limit and not show in test report.

EUT	BE3600 Dual-Band Wi-Fi 7 Router	Date of Test	2025-04-17
Factor	BBHA 9120D	Temp. / Humidity	24°C /57%
Polarity	Horizontal	Site / Test Engineer	AC1 / Todd
Test Mode	802.11n-40MHz_TX_CH 9_ANT 0+1	Test Voltage	AC 120V/60Hz

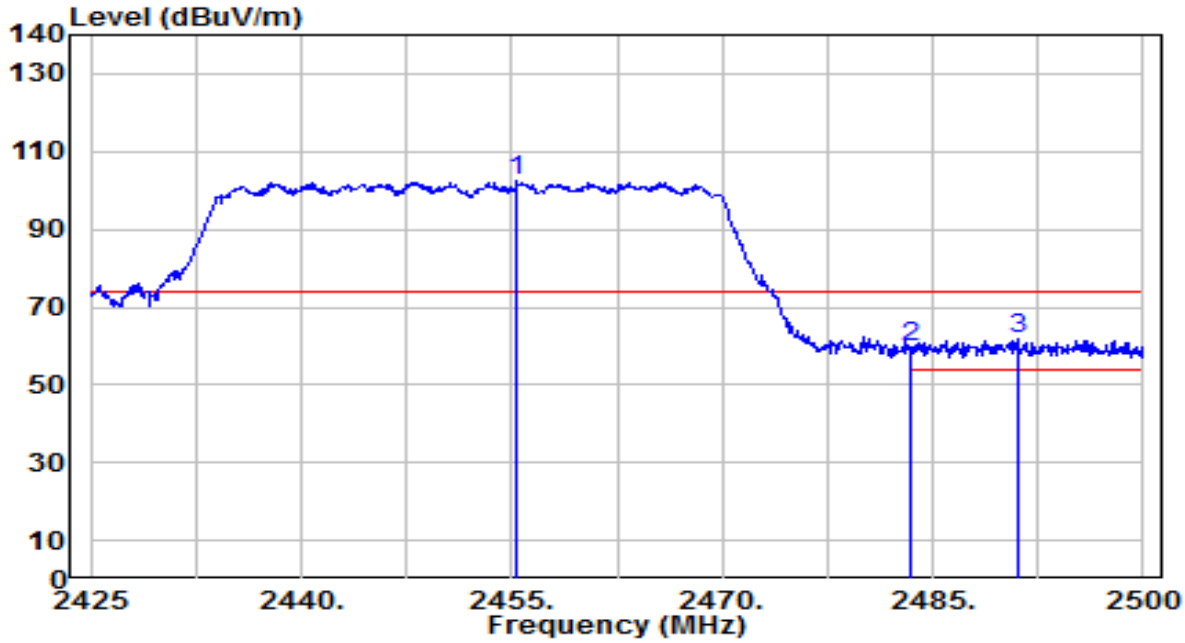

No		Frequency (MHz)	Reading (dBuV)	C.F (dB/m)	Measurement (dBuV/m)	Margin (dB)	Limit (dBuV/m)	Height (cm)	Angle (deg)	Remark (QP/PK/AV)
1		2455.375	69.47	32.98	102.46	N/A	N/A	100	215	Peak
2		2483.500	26.82	33.09	59.91	-14.09	74.00	100	215	Peak
3	*	2491.075	28.88	33.12	62.00	-12.00	74.00	100	215	Peak

Note:

1. " *", means this data is the worst emission level.
2. C.F (Correction Factor) = Antenna Factor (dB/m) + Cable Loss (dB).
3. Measurement (dBuV/m) = Reading(dBuV) + C.F (Correction Factor).
4. The emission levels of other frequencies are very lower than the limit and not show in test report.

EUT	BE3600 Dual-Band Wi-Fi 7 Router	Date of Test	2025-04-17
Factor	BBHA 9120D	Temp. / Humidity	24°C /57%
Polarity	Horizontal	Site / Test Engineer	AC1 / Todd
Test Mode	802.11n-40MHz_TX_CH 9_ANT 0+1	Test Voltage	AC 120V/60Hz

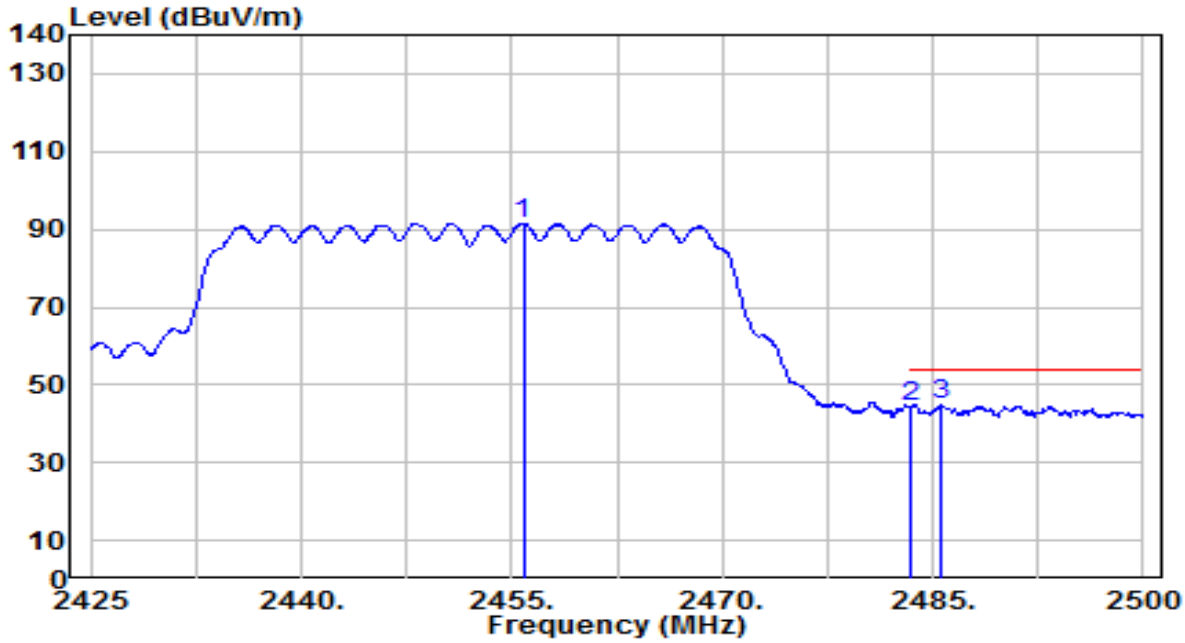

No		Frequency (MHz)	Reading (dBuV)	C.F (dB/m)	Measurement (dBuV/m)	Margin (dB)	Limit (dBuV/m)	Height (cm)	Angle (deg)	Remark (QP/PK/AV)
1		2455.825	58.54	32.99	91.53	N/A	N/A	100	215	Average
2		2483.500	11.31	33.09	44.41	-9.59	54.00	100	215	Average
3	*	2485.525	11.77	33.10	44.87	-9.13	54.00	100	215	Average

Note:

1. " *", means this data is the worst emission level.
2. C.F (Correction Factor) = Antenna Factor (dB/m) + Cable Loss (dB).
3. Measurement (dBuV/m) = Reading(dBuV) + C.F (Correction Factor).
4. The emission levels of other frequencies are very lower than the limit and not show in test report.

EUT	BE3600 Dual-Band Wi-Fi 7 Router	Date of Test	2025-04-17
Factor	BBHA 9120D	Temp. / Humidity	24°C /57%
Polarity	Vertical	Site / Test Engineer	AC1 / Todd
Test Mode	802.11n-40MHz_TX_CH 9_ANT 0+1	Test Voltage	AC 120V/60Hz

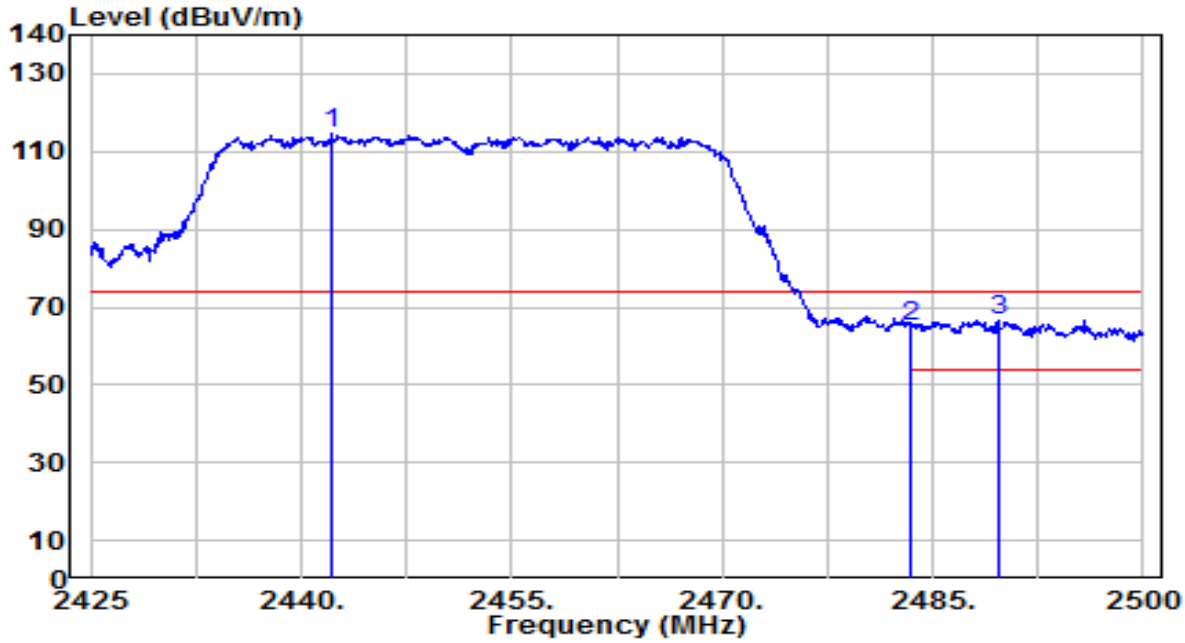

No		Frequency (MHz)	Reading (dBuV)	C.F (dB/m)	Measurement (dBuV/m)	Margin (dB)	Limit (dBuV/m)	Height (cm)	Angle (deg)	Remark (QP/PK/AV)
1		2442.100	81.46	32.93	114.39	N/A	N/A	135	220	Peak
2		2483.500	31.99	33.09	65.08	-8.92	74.00	135	220	Peak
3	*	2489.725	33.54	33.12	66.66	-7.34	74.00	135	220	Peak

Note:

1. " *", means this data is the worst emission level.
2. C.F (Correction Factor) = Antenna Factor (dB/m) + Cable Loss (dB).
3. Measurement (dBuV/m) = Reading(dBuV) + C.F (Correction Factor).
4. The emission levels of other frequencies are very lower than the limit and not show in test report.

EUT	BE3600 Dual-Band Wi-Fi 7 Router	Date of Test	2025-04-17
Factor	BBHA 9120D	Temp. / Humidity	24°C /57%
Polarity	Vertical	Site / Test Engineer	AC1 / Todd
Test Mode	802.11n-40MHz_TX_CH 9_ANT 0+1	Test Voltage	AC 120V/60Hz

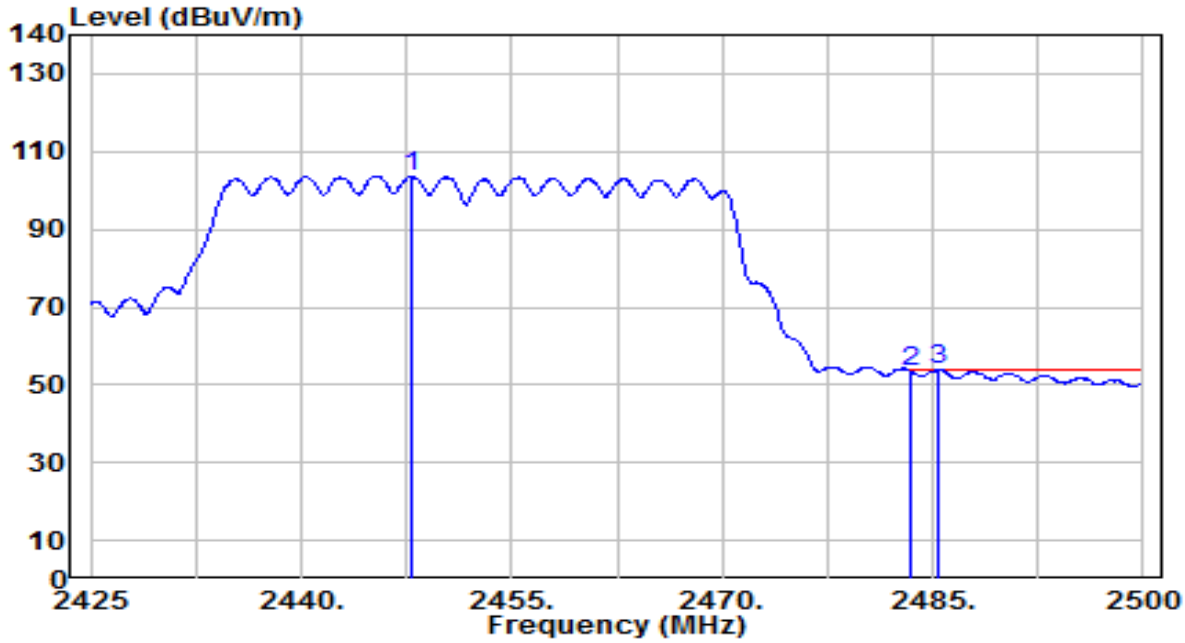

No		Frequency (MHz)	Reading (dBuV)	C.F (dB/m)	Measurement (dBuV/m)	Margin (dB)	Limit (dBuV/m)	Height (cm)	Angle (deg)	Remark (QP/PK/AV)
1		2447.800	70.79	32.95	103.75	N/A	N/A	135	220	Average
2		2483.500	20.26	33.09	53.35	-0.65	54.00	135	220	Average
3	*	2485.300	20.76	33.10	53.86	-0.14	54.00	135	220	Average

Note:

1. " *", means this data is the worst emission level.
2. C.F (Correction Factor) = Antenna Factor (dB/m) + Cable Loss (dB).
3. Measurement (dBuV/m) = Reading(dBuV) + C.F (Correction Factor).
4. The emission levels of other frequencies are very lower than the limit and not show in test report.

EUT	BE3600 Dual-Band Wi-Fi 7 Router	Date of Test	2025-04-17
Factor	BBHA 9120D	Temp. / Humidity	24°C /57%
Polarity	Horizontal	Site / Test Engineer	AC1 / Todd
Test Mode	802.11ax-20MHz_TX_CH 1_ANT 0+1	Test Voltage	AC 120V/60Hz

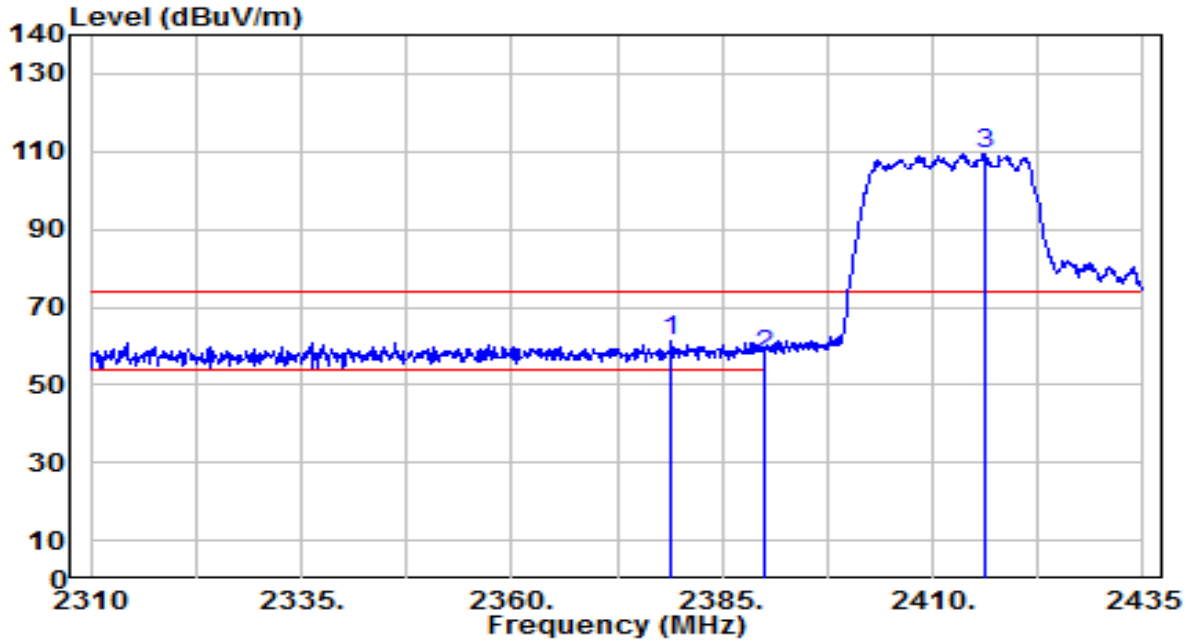

No		Frequency (MHz)	Reading (dBuV)	C.F (dB/m)	Measurement (dBuV/m)	Margin (dB)	Limit (dBuV/m)	Height (cm)	Angle (deg)	Remark (QP/PK/AV)
1	*	2379.000	28.56	32.68	61.24	-12.76	74.00	170	160	Peak
2		2390.000	24.91	32.73	57.63	-16.37	74.00	170	160	Peak
3		2416.125	76.66	32.83	109.49	N/A	N/A	170	160	Peak

Note:

1. " *", means this data is the worst emission level.
2. C.F (Correction Factor) = Antenna Factor (dB/m) + Cable Loss (dB).
3. Measurement (dBuV/m) = Reading(dBuV) + C.F (Correction Factor).
4. The emission levels of other frequencies are very lower than the limit and not show in test report.

EUT	BE3600 Dual-Band Wi-Fi 7 Router	Date of Test	2025-04-17
Factor	BBHA 9120D	Temp. / Humidity	24°C /57%
Polarity	Horizontal	Site / Test Engineer	AC1 / Todd
Test Mode	802.11ax-20MHz_TX_CH 1_ANT 0+1	Test Voltage	AC 120V/60Hz

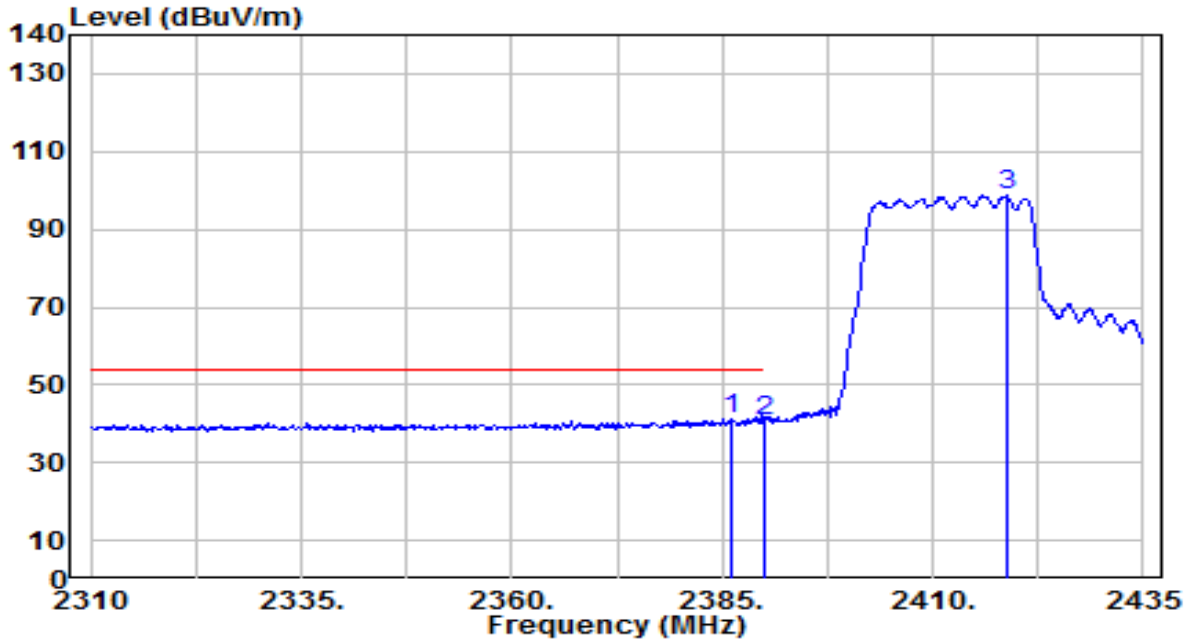

No		Frequency (MHz)	Reading (dBuV)	C.F (dB/m)	Measurement (dBuV/m)	Margin (dB)	Limit (dBuV/m)	Height (cm)	Angle (deg)	Remark (QP/PK/AV)
1	*	2386.000	8.72	32.71	41.43	-12.57	54.00	170	160	Average
2		2390.000	8.01	32.73	40.74	-13.26	54.00	170	160	Average
3		2418.750	65.94	32.84	98.78	N/A	N/A	170	160	Average

Note:

1. " *", means this data is the worst emission level.
2. C.F (Correction Factor) = Antenna Factor (dB/m) + Cable Loss (dB).
3. Measurement (dBuV/m) = Reading(dBuV) + C.F (Correction Factor).
4. The emission levels of other frequencies are very lower than the limit and not show in test report.

EUT	BE3600 Dual-Band Wi-Fi 7 Router	Date of Test	2025-04-17
Factor	BBHA 9120D	Temp. / Humidity	24°C /57%
Polarity	Vertical	Site / Test Engineer	AC1 / Todd
Test Mode	802.11ax-20MHz_TX_CH 1_ANT 0+1	Test Voltage	AC 120V/60Hz

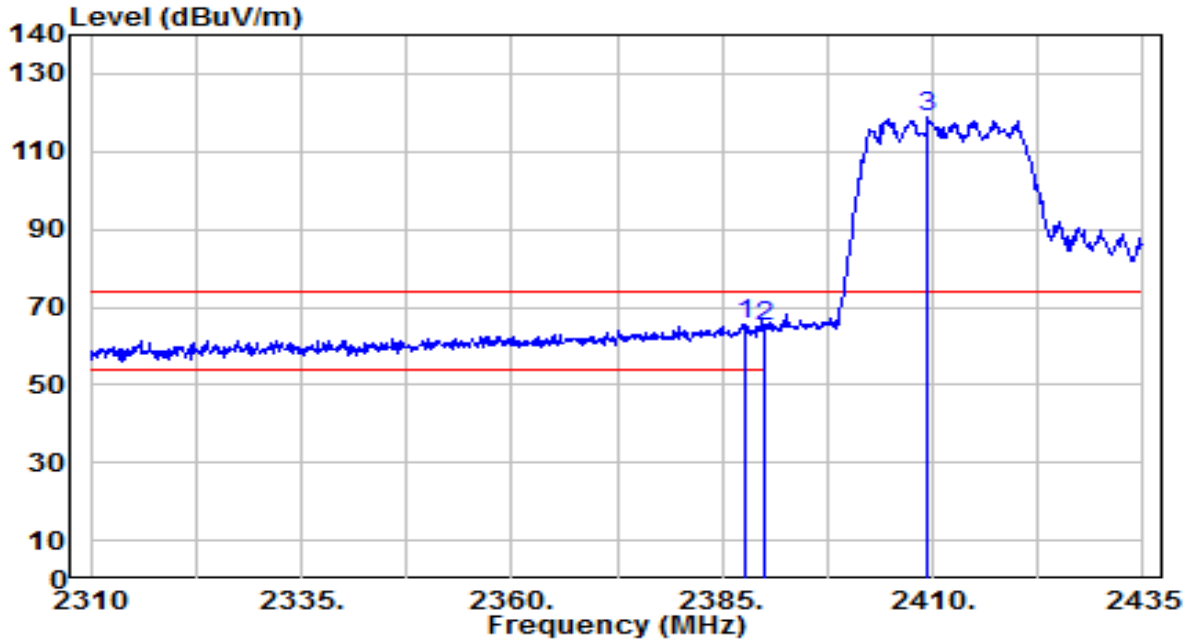

No		Frequency (MHz)	Reading (dBuV)	C.F (dB/m)	Measurement (dBuV/m)	Margin (dB)	Limit (dBuV/m)	Height (cm)	Angle (deg)	Remark (QP/PK/AV)
1	*	2387.750	33.01	32.72	65.72	-8.28	74.00	170	270	Peak
2		2390.000	32.18	32.73	64.91	-9.09	74.00	170	270	Peak
3		2409.500	85.94	32.80	118.74	N/A	N/A	170	270	Peak

Note:

1. " *", means this data is the worst emission level.
2. C.F (Correction Factor) = Antenna Factor (dB/m) + Cable Loss (dB).
3. Measurement (dBuV/m) = Reading(dBuV) + C.F (Correction Factor).
4. The emission levels of other frequencies are very lower than the limit and not show in test report.

EUT	BE3600 Dual-Band Wi-Fi 7 Router	Date of Test	2025-04-17
Factor	BBHA 9120D	Temp. / Humidity	24°C /57%
Polarity	Vertical	Site / Test Engineer	AC1 / Todd
Test Mode	802.11ax-20MHz_TX_CH 1_ANT 0+1	Test Voltage	AC 120V/60Hz

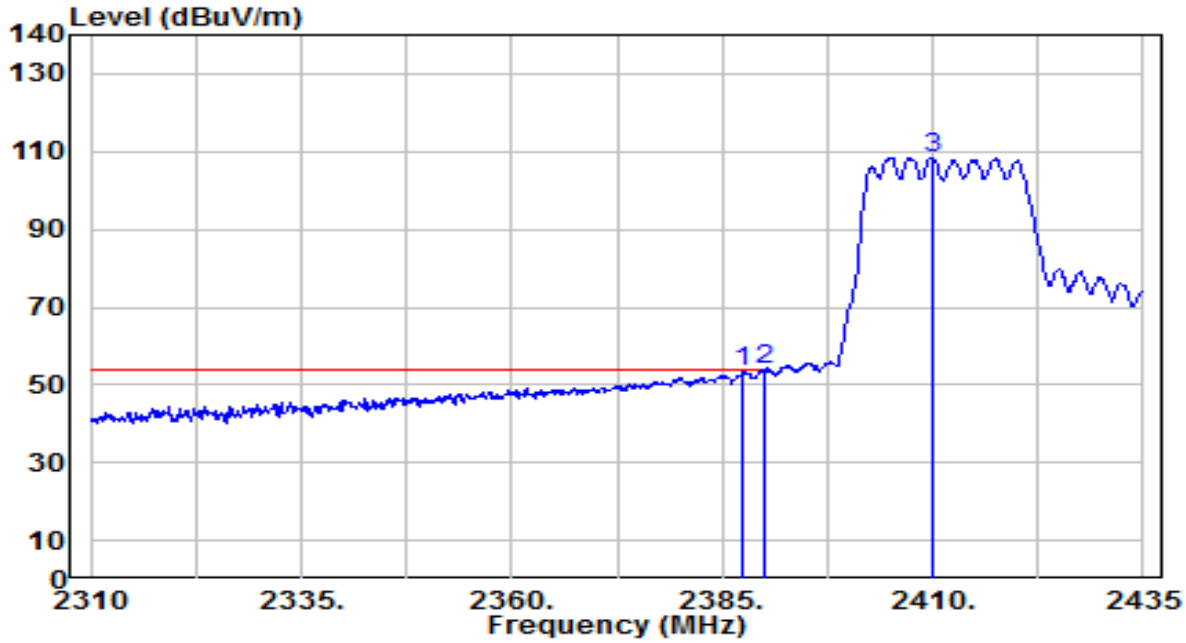

No		Frequency (MHz)	Reading (dBuV)	C.F (dB/m)	Measurement (dBuV/m)	Margin (dB)	Limit (dBuV/m)	Height (cm)	Angle (deg)	Remark (QP/PK/AV)
1		2387.500	20.54	32.72	53.25	-0.75	54.00	170	270	Average
2	*	2390.000	21.12	32.73	53.85	-0.15	54.00	170	270	Average
3		2410.000	75.62	32.81	108.43	N/A	N/A	170	270	Average

Note:

1. " *", means this data is the worst emission level.
2. C.F (Correction Factor) = Antenna Factor (dB/m) + Cable Loss (dB).
3. Measurement (dBuV/m) = Reading(dBuV) + C.F (Correction Factor).
4. The emission levels of other frequencies are very lower than the limit and not show in test report.

EUT	BE3600 Dual-Band Wi-Fi 7 Router	Date of Test	2025-04-17
Factor	BBHA 9120D	Temp. / Humidity	24°C /57%
Polarity	Horizontal	Site / Test Engineer	AC1 / Todd
Test Mode	802.11ax-20MHz_TX_CH 6_ANT 0+1	Test Voltage	AC 120V/60Hz

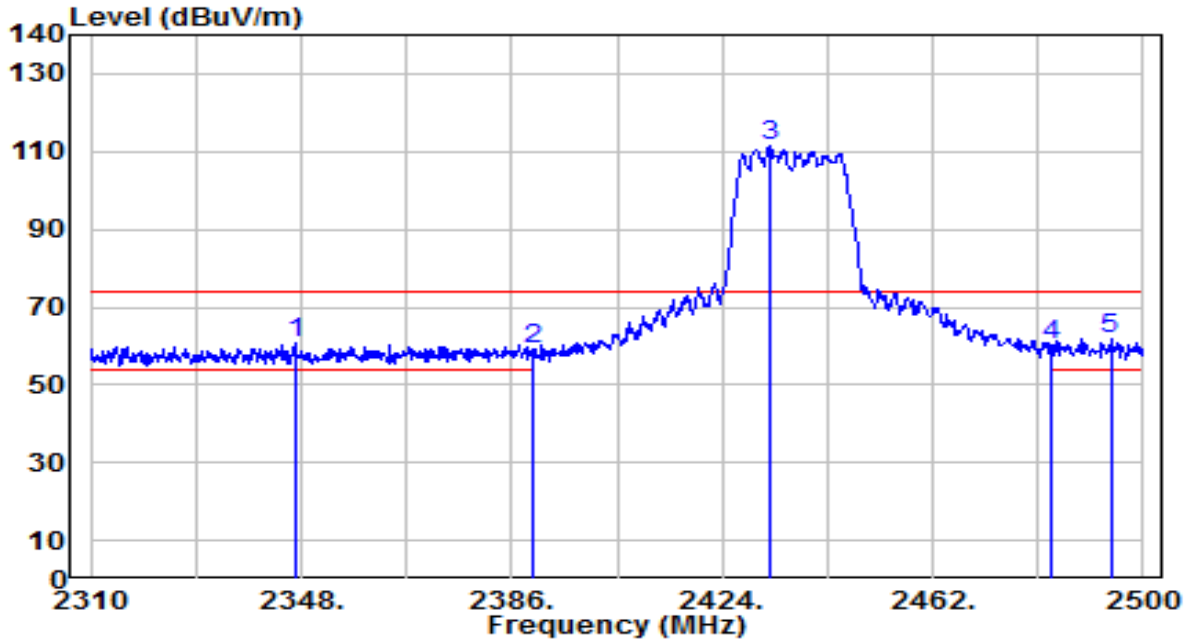

No		Frequency (MHz)	Reading (dBuV)	C.F (dB/m)	Measurement (dBuV/m)	Margin (dB)	Limit (dBuV/m)	Height (cm)	Angle (deg)	Remark (QP/PK/AV)
1		2346.860	27.97	32.56	60.53	-13.47	74.00	100	70	Peak
2		2390.000	26.39	32.73	59.12	-14.88	74.00	100	70	Peak
3		2432.740	78.76	32.90	111.66	N/A	N/A	100	70	Peak
4		2483.500	27.32	33.09	60.42	-13.58	74.00	100	70	Peak
5	*	2494.110	28.87	33.14	62.01	-11.99	74.00	100	70	Peak

Note:

1. " *", means this data is the worst emission level.
2. C.F (Correction Factor) = Antenna Factor (dB/m) + Cable Loss (dB).
3. Measurement (dBuV/m) = Reading(dBuV) + C.F (Correction Factor).
4. The emission levels of other frequencies are very lower than the limit and not show in test report.

EUT	BE3600 Dual-Band Wi-Fi 7 Router	Date of Test	2025-04-17
Factor	BBHA 9120D	Temp. / Humidity	24°C /57%
Polarity	Horizontal	Site / Test Engineer	AC1 / Todd
Test Mode	802.11ax-20MHz_TX_CH 6_ANT 0+1	Test Voltage	AC 120V/60Hz

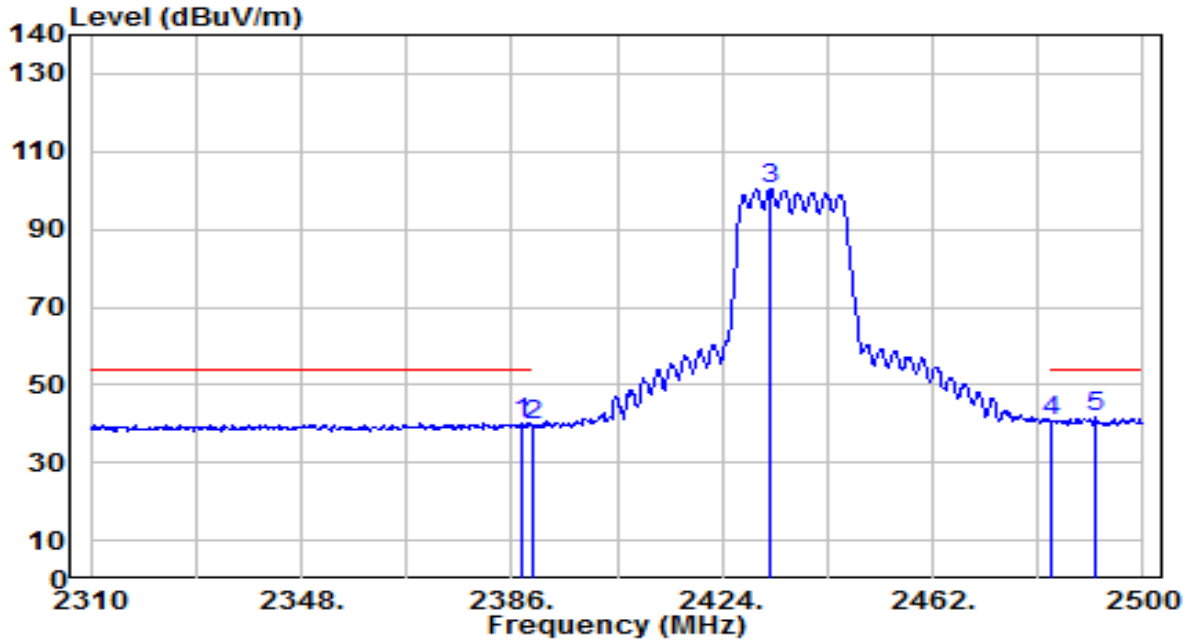

No		Frequency (MHz)	Reading (dBuV)	C.F (dB/m)	Measurement (dBuV/m)	Margin (dB)	Limit (dBuV/m)	Height (cm)	Angle (deg)	Remark (QP/PK/AV)
1		2387.710	7.36	32.72	40.07	-13.93	54.00	100	70	Average
2		2390.000	6.68	32.73	39.40	-14.60	54.00	100	70	Average
3		2432.740	67.64	32.90	100.53	N/A	N/A	100	70	Average
4		2483.500	7.78	33.09	40.88	-13.12	54.00	100	70	Average
5	*	2491.450	8.59	33.13	41.72	-12.28	54.00	100	70	Average

Note:

1. " *", means this data is the worst emission level.
2. C.F (Correction Factor) = Antenna Factor (dB/m) + Cable Loss (dB).
3. Measurement (dBuV/m) = Reading(dBuV) + C.F (Correction Factor).
4. The emission levels of other frequencies are very lower than the limit and not show in test report.

EUT	BE3600 Dual-Band Wi-Fi 7 Router	Date of Test	2025-04-17
Factor	BBHA 9120D	Temp. / Humidity	24°C /57%
Polarity	Vertical	Site / Test Engineer	AC1 / Todd
Test Mode	802.11ax-20MHz_TX_CH 6_ANT 0+1	Test Voltage	AC 120V/60Hz

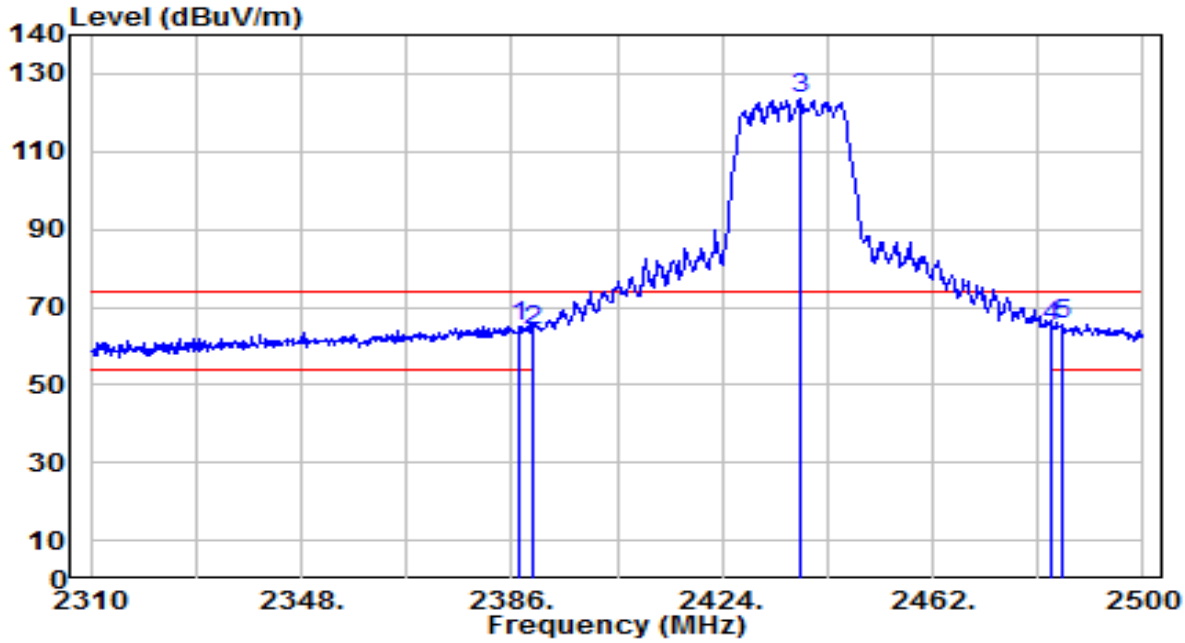

No		Frequency (MHz)	Reading (dBuV)	C.F (dB/m)	Measurement (dBuV/m)	Margin (dB)	Limit (dBuV/m)	Height (cm)	Angle (deg)	Remark (QP/PK/AV)
1		2387.520	32.41	32.72	65.12	-8.88	74.00	185	220	Peak
2		2390.000	31.35	32.73	64.07	-9.93	74.00	185	220	Peak
3		2438.060	90.52	32.92	123.44	N/A	N/A	185	220	Peak
4		2483.500	31.67	33.09	64.77	-9.23	74.00	185	220	Peak
5	*	2485.370	32.41	33.10	65.51	-8.49	74.00	185	220	Peak

Note:

1. " *", means this data is the worst emission level.
2. C.F (Correction Factor) = Antenna Factor (dB/m) + Cable Loss (dB).
3. Measurement (dBuV/m) = Reading(dBuV) + C.F (Correction Factor).
4. The emission levels of other frequencies are very lower than the limit and not show in test report.

EUT	BE3600 Dual-Band Wi-Fi 7 Router	Date of Test	2025-04-17
Factor	BBHA 9120D	Temp. / Humidity	24°C /57%
Polarity	Vertical	Site / Test Engineer	AC1 / Todd
Test Mode	802.11ax-20MHz_TX_CH 6_ANT 0+1	Test Voltage	AC 120V/60Hz

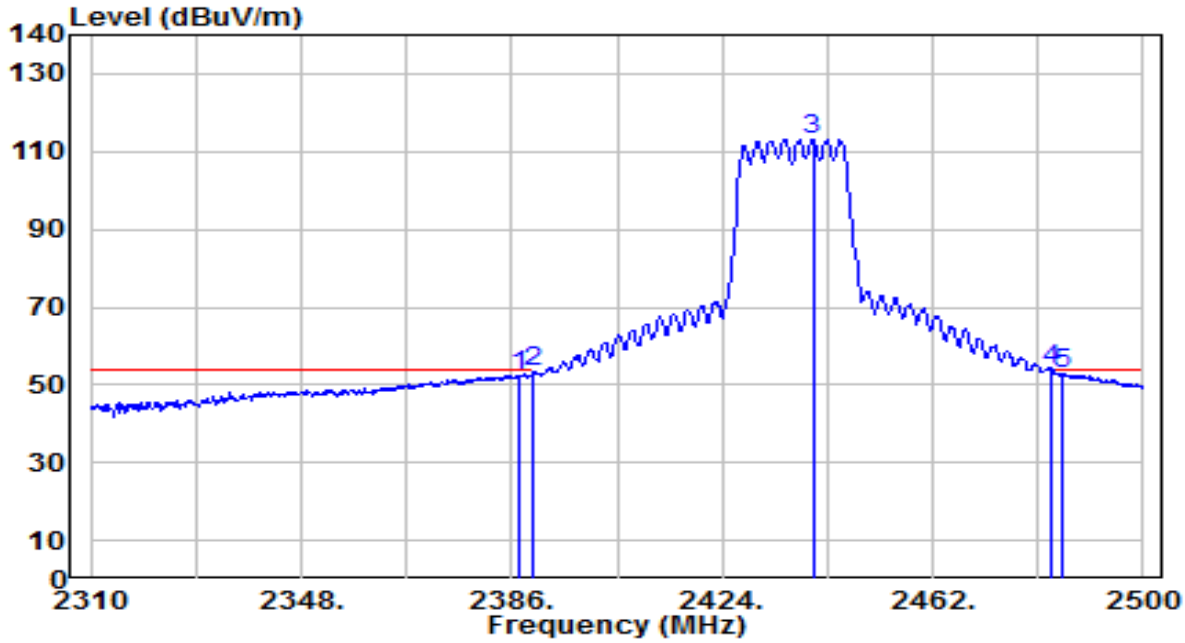

No		Frequency (MHz)	Reading (dBuV)	C.F (dB/m)	Measurement (dBuV/m)	Margin (dB)	Limit (dBuV/m)	Height (cm)	Angle (deg)	Remark (QP/PK/AV)
1		2387.330	19.65	32.72	52.37	-1.63	54.00	185	220	Average
2		2390.000	20.70	32.73	53.42	-0.58	54.00	185	220	Average
3		2440.340	80.29	32.92	113.22	N/A	N/A	185	220	Average
4	*	2483.500	20.75	33.09	53.84	-0.16	54.00	185	220	Average
5		2485.560	19.79	33.10	52.89	-1.11	54.00	185	220	Average

Note:

1. " *", means this data is the worst emission level.
2. C.F (Correction Factor) = Antenna Factor (dB/m) + Cable Loss (dB).
3. Measurement (dBuV/m) = Reading(dBuV) + C.F (Correction Factor).
4. The emission levels of other frequencies are very lower than the limit and not show in test report.

EUT	BE3600 Dual-Band Wi-Fi 7 Router	Date of Test	2025-04-17
Factor	BBHA 9120D	Temp. / Humidity	24°C /57%
Polarity	Horizontal	Site / Test Engineer	AC1 / Todd
Test Mode	802.11ax-20MHz_TX_CH 10_ANT 0+1	Test Voltage	AC 120V/60Hz

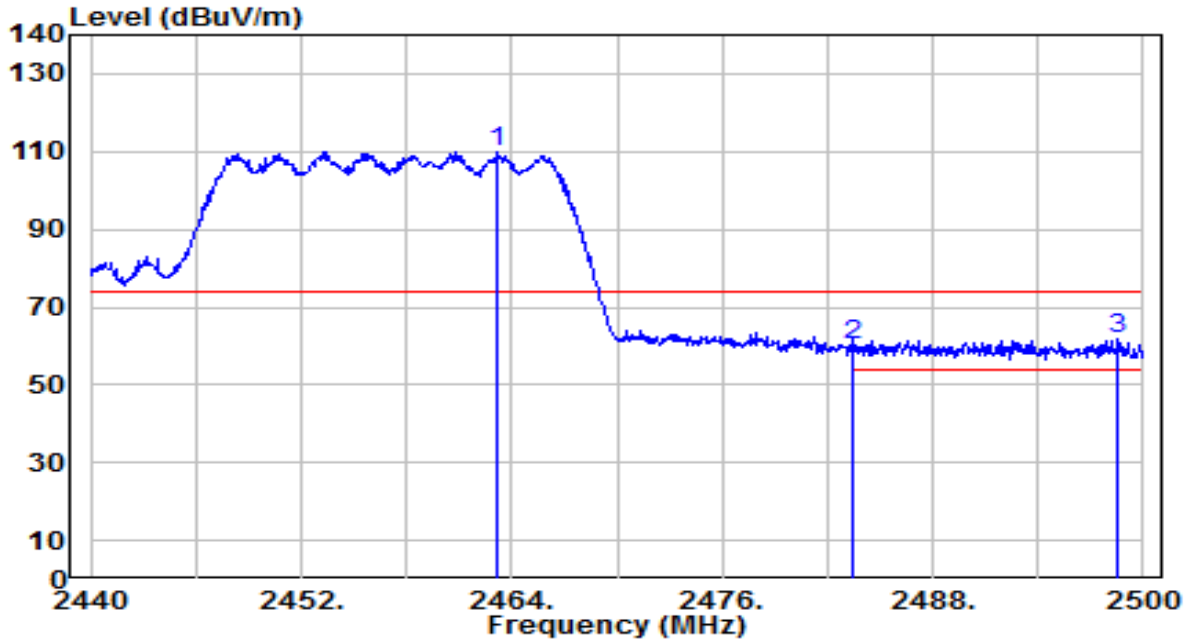

No		Frequency (MHz)	Reading (dBuV)	C.F (dB/m)	Measurement (dBuV/m)	Margin (dB)	Limit (dBuV/m)	Height (cm)	Angle (deg)	Remark (QP/PK/AV)
1		2463.160	77.05	33.01	110.06	N/A	N/A	100	215	Peak
2		2483.500	27.11	33.09	60.20	-13.80	74.00	100	215	Peak
3	*	2498.560	28.55	33.15	61.70	-12.30	74.00	100	215	Peak

Note:

1. " *", means this data is the worst emission level.
2. C.F (Correction Factor) = Antenna Factor (dB/m) + Cable Loss (dB).
3. Measurement (dBuV/m) = Reading(dBuV) + C.F (Correction Factor).
4. The emission levels of other frequencies are very lower than the limit and not show in test report.

EUT	BE3600 Dual-Band Wi-Fi 7 Router	Date of Test	2025-04-17
Factor	BBHA 9120D	Temp. / Humidity	24°C /57%
Polarity	Horizontal	Site / Test Engineer	AC1 / Todd
Test Mode	802.11ax-20MHz_TX_CH 10_ANT 0+1	Test Voltage	AC 120V/60Hz

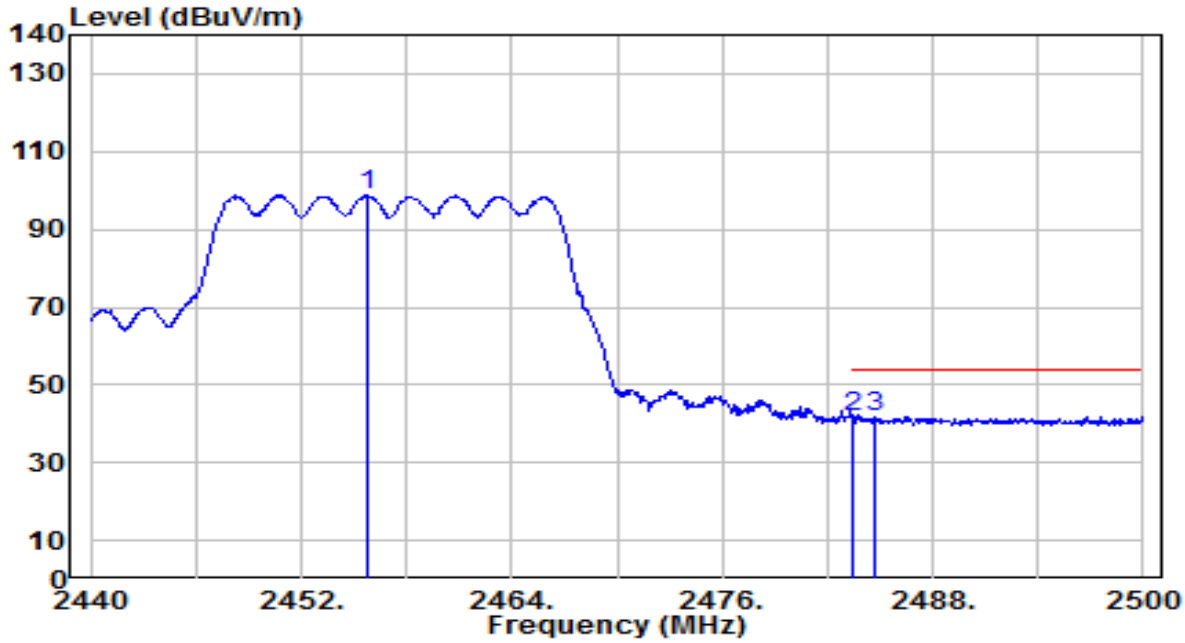

No		Frequency (MHz)	Reading (dBuV)	C.F (dB/m)	Measurement (dBuV/m)	Margin (dB)	Limit (dBuV/m)	Height (cm)	Angle (deg)	Remark (QP/PK/AV)
1		2455.840	65.89	32.99	98.88	N/A	N/A	100	215	Average
2		2483.500	8.56	33.09	41.66	-12.34	54.00	100	215	Average
3	*	2484.640	8.85	33.10	41.95	-12.05	54.00	100	215	Average

Note:

1. " *", means this data is the worst emission level.
2. C.F (Correction Factor) = Antenna Factor (dB/m) + Cable Loss (dB).
3. Measurement (dBuV/m) = Reading(dBuV) + C.F (Correction Factor).
4. The emission levels of other frequencies are very lower than the limit and not show in test report.

EUT	BE3600 Dual-Band Wi-Fi 7 Router	Date of Test	2025-04-17
Factor	BBHA 9120D	Temp. / Humidity	24°C /57%
Polarity	Vertical	Site / Test Engineer	AC1 / Todd
Test Mode	802.11ax-20MHz_TX_CH 10_ANT 0+1	Test Voltage	AC 120V/60Hz

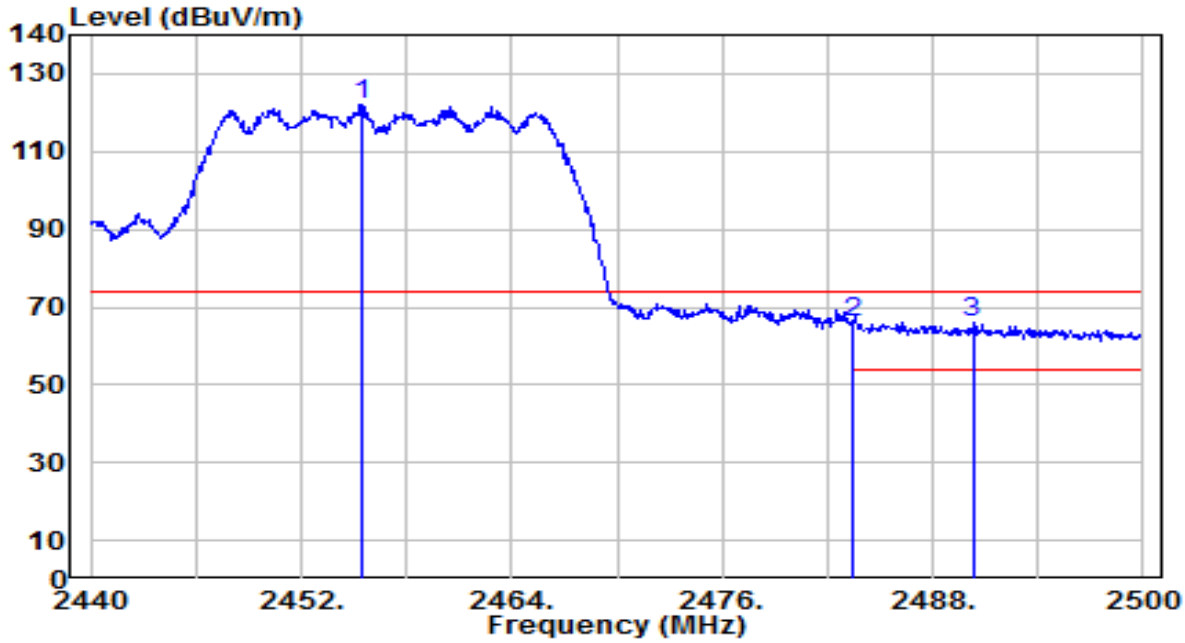

No		Frequency (MHz)	Reading (dBuV)	C.F (dB/m)	Measurement (dBuV/m)	Margin (dB)	Limit (dBuV/m)	Height (cm)	Angle (deg)	Remark (QP/PK/AV)
1		2455.480	88.96	32.98	121.95	N/A	N/A	125	220	Peak
2		2483.500	32.76	33.09	65.85	-8.15	74.00	125	220	Peak
3	*	2490.280	32.81	33.12	65.93	-8.07	74.00	125	220	Peak

Note:

1. " *", means this data is the worst emission level.
2. C.F (Correction Factor) = Antenna Factor (dB/m) + Cable Loss (dB).
3. Measurement (dBuV/m) = Reading(dBuV) + C.F (Correction Factor).
4. The emission levels of other frequencies are very lower than the limit and not show in test report.

EUT	BE3600 Dual-Band Wi-Fi 7 Router	Date of Test	2025-04-17
Factor	BBHA 9120D	Temp. / Humidity	24°C /57%
Polarity	Vertical	Site / Test Engineer	AC1 / Todd
Test Mode	802.11ax-20MHz_TX_CH 10_ANT 0+1	Test Voltage	AC 120V/60Hz

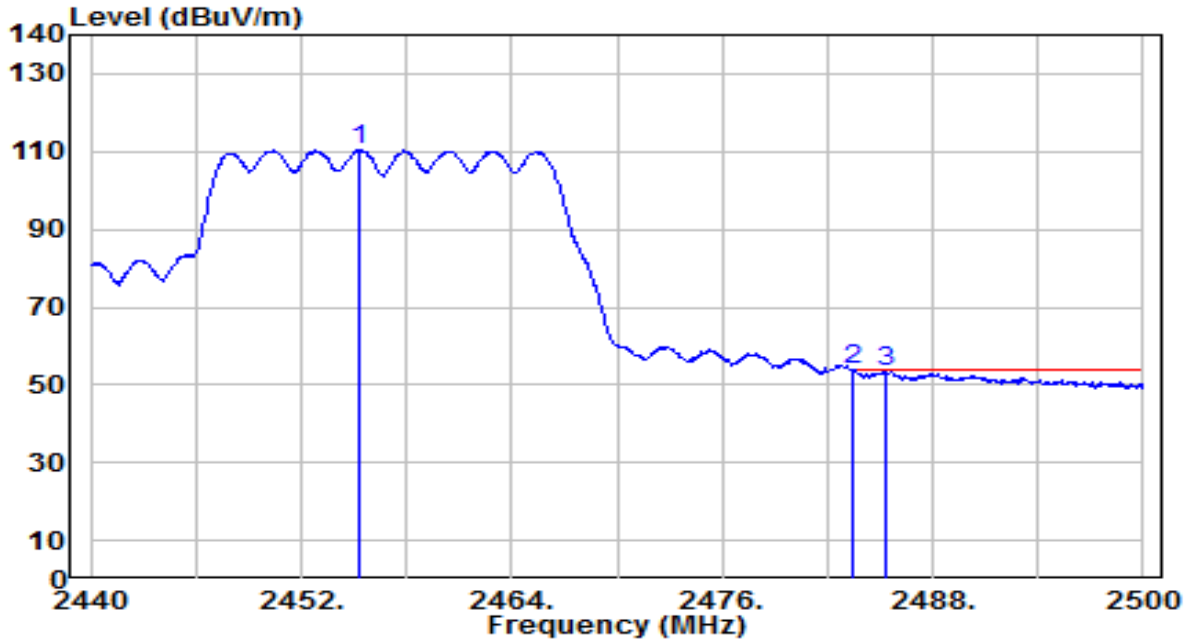

No		Frequency (MHz)	Reading (dBuV)	C.F (dB/m)	Measurement (dBuV/m)	Margin (dB)	Limit (dBuV/m)	Height (cm)	Angle (deg)	Remark (QP/PK/AV)
1		2455.300	77.47	32.98	110.45	N/A	N/A	125	220	Average
2	*	2483.500	20.68	33.09	53.78	-0.22	54.00	125	220	Average
3		2485.360	20.46	33.10	53.56	-0.44	54.00	125	220	Average

Note:

1. " *", means this data is the worst emission level.
2. C.F (Correction Factor) = Antenna Factor (dB/m) + Cable Loss (dB).
3. Measurement (dBuV/m) = Reading(dBuV) + C.F (Correction Factor).
4. The emission levels of other frequencies are very lower than the limit and not show in test report.

EUT	BE3600 Dual-Band Wi-Fi 7 Router	Date of Test	2025-04-17
Factor	BBHA 9120D	Temp. / Humidity	24°C /57%
Polarity	Horizontal	Site / Test Engineer	AC1 / Todd
Test Mode	802.11ax-20MHz_TX_CH 11_ANT 0+1	Test Voltage	AC 120V/60Hz

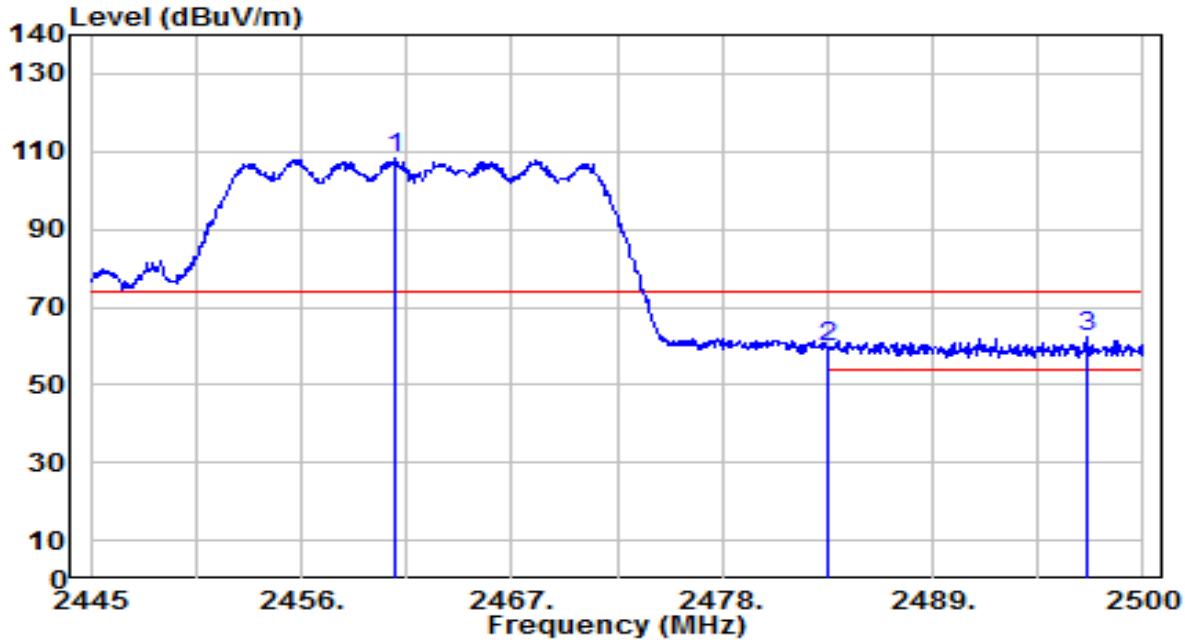

No		Frequency (MHz)	Reading (dBuV)	C.F (dB/m)	Measurement (dBuV/m)	Margin (dB)	Limit (dBuV/m)	Height (cm)	Angle (deg)	Remark (QP/PK/AV)
1		2460.950	75.46	33.01	108.47	N/A	N/A	100	215	Peak
2		2483.500	26.61	33.09	59.71	-14.29	74.00	100	215	Peak
3	*	2497.030	28.99	33.15	62.14	-11.86	74.00	100	215	Peak

Note:

1. " *", means this data is the worst emission level.
2. C.F (Correction Factor) = Antenna Factor (dB/m) + Cable Loss (dB).
3. Measurement (dBuV/m) = Reading(dBuV) + C.F (Correction Factor).
4. The emission levels of other frequencies are very lower than the limit and not show in test report.

EUT	BE3600 Dual-Band Wi-Fi 7 Router	Date of Test	2025-04-17
Factor	BBHA 9120D	Temp. / Humidity	24°C /57%
Polarity	Horizontal	Site / Test Engineer	AC1 / Todd
Test Mode	802.11ax-20MHz_TX_CH 11_ANT 0+1	Test Voltage	AC 120V/60Hz

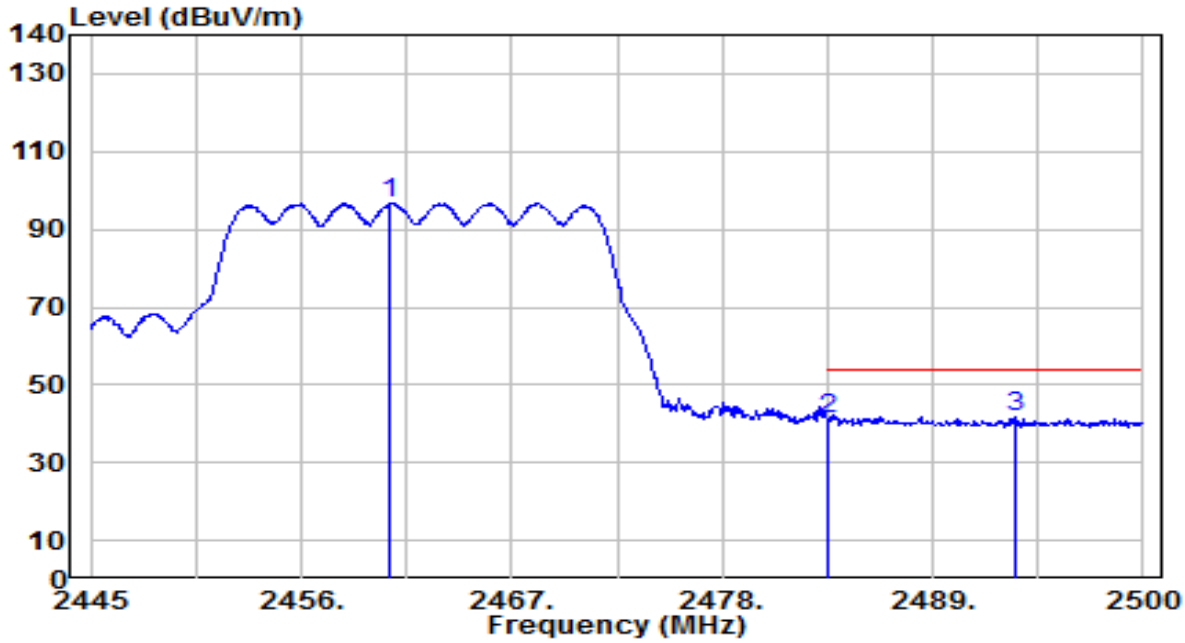

No		Frequency (MHz)	Reading (dBuV)	C.F (dB/m)	Measurement (dBuV/m)	Margin (dB)	Limit (dBuV/m)	Height (cm)	Angle (deg)	Remark (QP/PK/AV)
1		2460.565	63.80	33.00	96.81	N/A	N/A	100	215	Average
2		2483.500	8.07	33.09	41.16	-12.84	54.00	100	215	Average
3	*	2493.290	8.68	33.13	41.81	-12.19	54.00	100	215	Average

Note:

1. " *", means this data is the worst emission level.
2. C.F (Correction Factor) = Antenna Factor (dB/m) + Cable Loss (dB).
3. Measurement (dBuV/m) = Reading(dBuV) + C.F (Correction Factor).
4. The emission levels of other frequencies are very lower than the limit and not show in test report.

EUT	BE3600 Dual-Band Wi-Fi 7 Router	Date of Test	2025-04-17
Factor	BBHA 9120D	Temp. / Humidity	24°C /57%
Polarity	Vertical	Site / Test Engineer	AC1 / Todd
Test Mode	802.11ax-20MHz_TX_CH 11_ANT 0+1	Test Voltage	AC 120V/60Hz

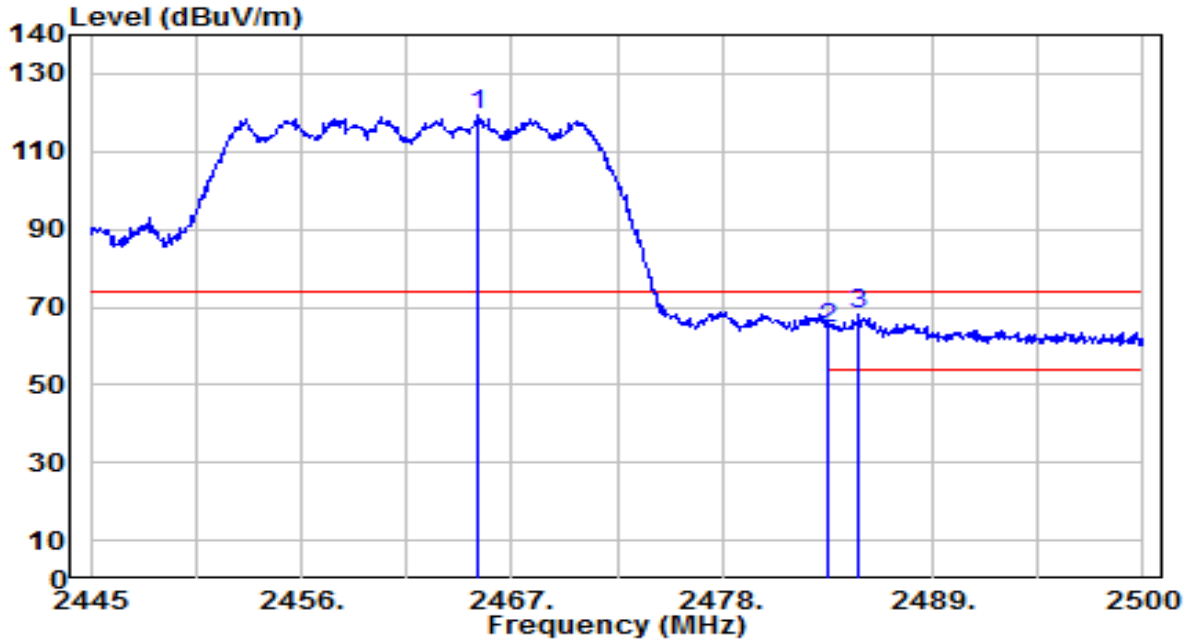

No		Frequency (MHz)	Reading (dBuV)	C.F (dB/m)	Measurement (dBuV/m)	Margin (dB)	Limit (dBuV/m)	Height (cm)	Angle (deg)	Remark (QP/PK/AV)
1		2465.240	86.12	33.02	119.14	N/A	N/A	125	220	Peak
2		2483.500	31.30	33.09	64.39	-9.61	74.00	125	220	Peak
3	*	2485.150	35.02	33.10	68.12	-5.88	74.00	125	220	Peak

Note:

1. " *", means this data is the worst emission level.
2. C.F (Correction Factor) = Antenna Factor (dB/m) + Cable Loss (dB).
3. Measurement (dBuV/m) = Reading(dBuV) + C.F (Correction Factor).
4. The emission levels of other frequencies are very lower than the limit and not show in test report.

EUT	BE3600 Dual-Band Wi-Fi 7 Router	Date of Test	2025-04-17
Factor	BBHA 9120D	Temp. / Humidity	24°C /57%
Polarity	Vertical	Site / Test Engineer	AC1 / Todd
Test Mode	802.11ax-20MHz_TX_CH 11_ANT 0+1	Test Voltage	AC 120V/60Hz

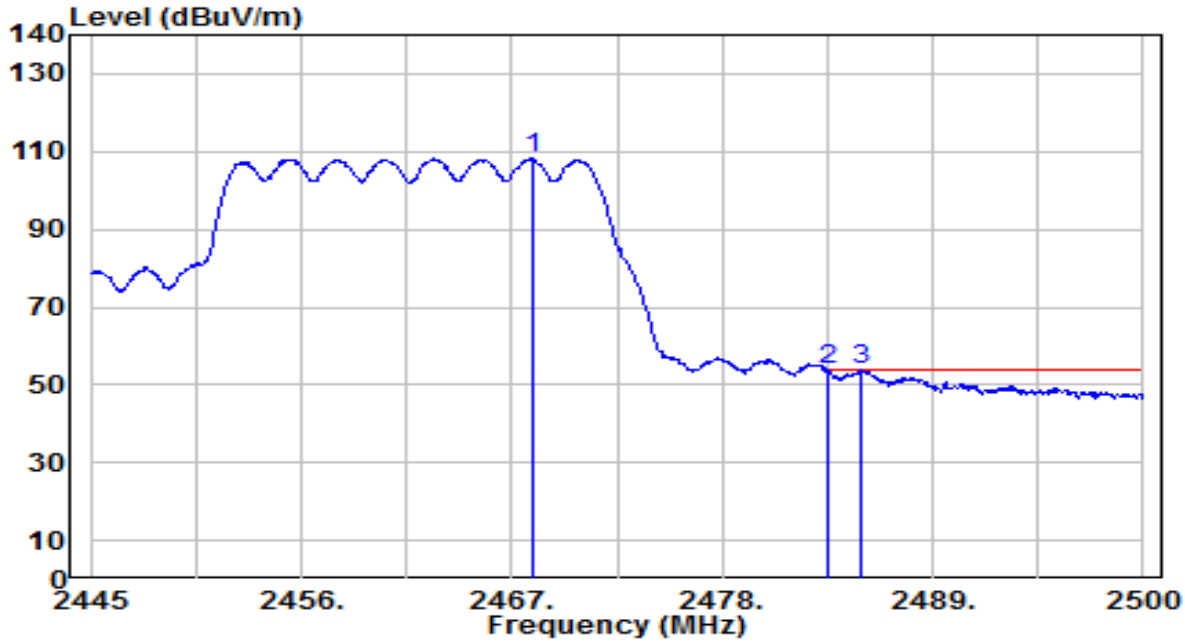

No		Frequency (MHz)	Reading (dBuV)	C.F (dB/m)	Measurement (dBuV/m)	Margin (dB)	Limit (dBuV/m)	Height (cm)	Angle (deg)	Remark (QP/PK/AV)
1		2468.045	75.21	33.03	108.25	N/A	N/A	125	220	Average
2	*	2483.500	20.67	33.09	53.76	-0.24	54.00	125	220	Average
3		2485.205	20.53	33.10	53.63	-0.37	54.00	125	220	Average

Note:

1. " *", means this data is the worst emission level.
2. C.F (Correction Factor) = Antenna Factor (dB/m) + Cable Loss (dB).
3. Measurement (dBuV/m) = Reading(dBuV) + C.F (Correction Factor).
4. The emission levels of other frequencies are very lower than the limit and not show in test report.

EUT	BE3600 Dual-Band Wi-Fi 7 Router	Date of Test	2025-04-17
Factor	BBHA 9120D	Temp. / Humidity	24°C /57%
Polarity	Horizontal	Site / Test Engineer	AC1 / Todd
Test Mode	802.11ax-40MHz_TX_CH 3_ANT 0+1	Test Voltage	AC 120V/60Hz

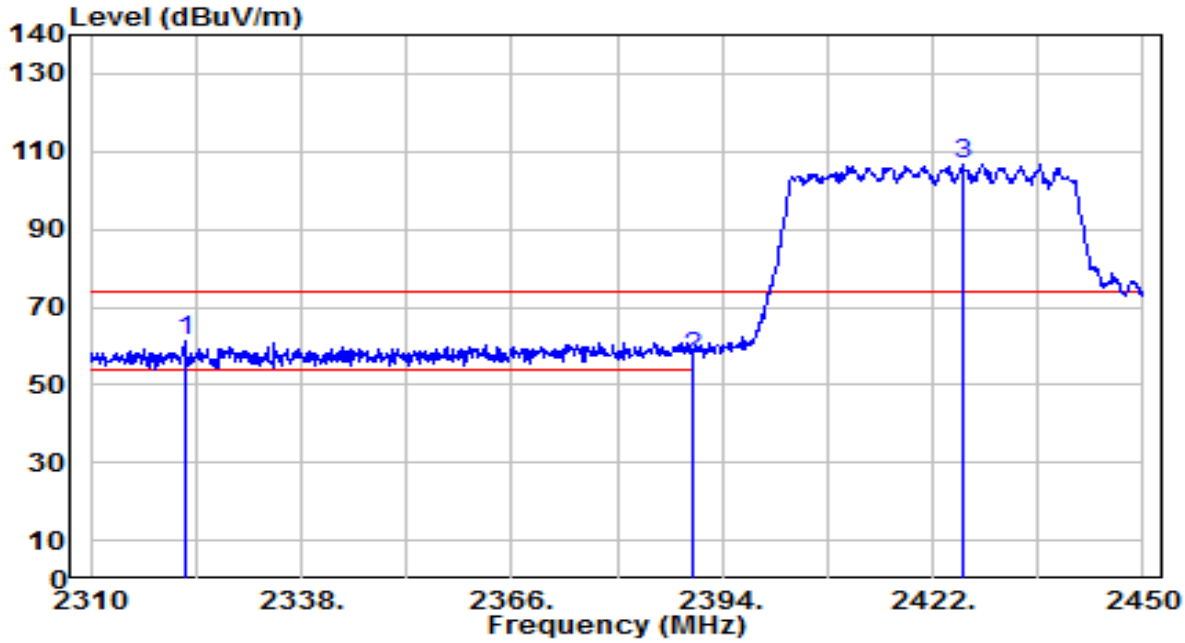

No		Frequency (MHz)	Reading (dBuV)	C.F (dB/m)	Measurement (dBuV/m)	Margin (dB)	Limit (dBuV/m)	Height (cm)	Angle (deg)	Remark (QP/PK/AV)
1	*	2322.460	28.59	32.46	61.05	-12.95	74.00	170	160	Peak
2		2390.000	24.52	32.73	57.25	-16.75	74.00	170	160	Peak
3		2425.920	73.71	32.87	106.58	N/A	N/A	170	160	Peak

Note:

1. " *", means this data is the worst emission level.
2. C.F (Correction Factor) = Antenna Factor (dB/m) + Cable Loss (dB).
3. Measurement (dBuV/m) = Reading(dBuV) + C.F (Correction Factor).
4. The emission levels of other frequencies are very lower than the limit and not show in test report.

EUT	BE3600 Dual-Band Wi-Fi 7 Router	Date of Test	2025-04-17
Factor	BBHA 9120D	Temp. / Humidity	24°C /57%
Polarity	Horizontal	Site / Test Engineer	AC1 / Todd
Test Mode	802.11ax-40MHz_TX_CH 3_ANT 0+1	Test Voltage	AC 120V/60Hz

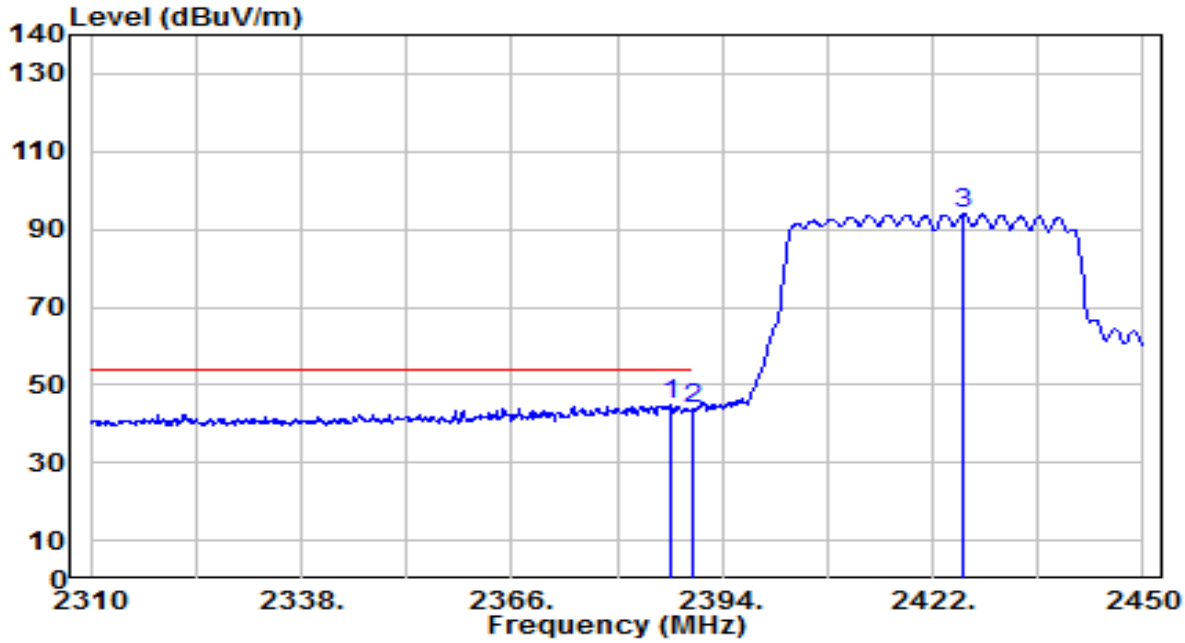

No		Frequency (MHz)	Reading (dBuV)	C.F (dB/m)	Measurement (dBuV/m)	Margin (dB)	Limit (dBuV/m)	Height (cm)	Angle (deg)	Remark (QP/PK/AV)
1	*	2387.000	12.34	32.71	45.06	-8.94	54.00	170	160	Average
2		2390.000	11.05	32.73	43.78	-10.22	54.00	170	160	Average
3		2426.200	61.08	32.87	93.95	N/A	N/A	170	160	Average

Note:

1. " *", means this data is the worst emission level.
2. C.F (Correction Factor) = Antenna Factor (dB/m) + Cable Loss (dB).
3. Measurement (dBuV/m) = Reading(dBuV) + C.F (Correction Factor).
4. The emission levels of other frequencies are very lower than the limit and not show in test report.

EUT	BE3600 Dual-Band Wi-Fi 7 Router	Date of Test	2025-04-17
Factor	BBHA 9120D	Temp. / Humidity	24°C /57%
Polarity	Vertical	Site / Test Engineer	AC1 / Todd
Test Mode	802.11ax-40MHz_TX_CH 3_ANT 0+1	Test Voltage	AC 120V/60Hz

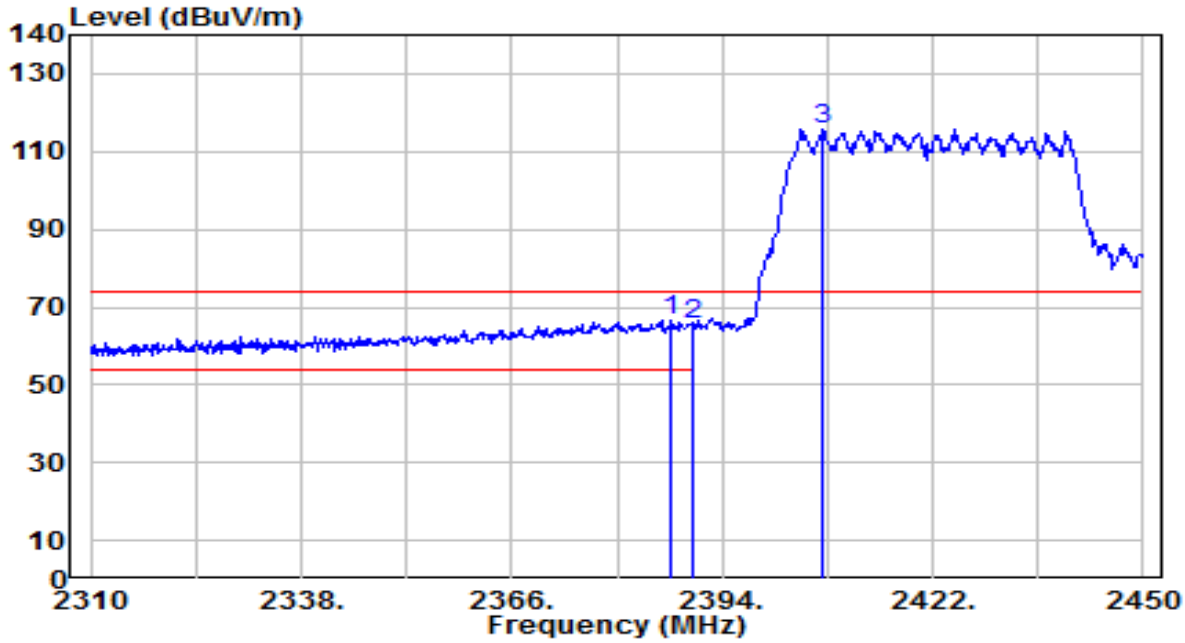

No		Frequency (MHz)	Reading (dBuV)	C.F (dB/m)	Measurement (dBuV/m)	Margin (dB)	Limit (dBuV/m)	Height (cm)	Angle (deg)	Remark (QP/PK/AV)
1	*	2387.140	34.07	32.72	66.78	-7.22	74.00	170	270	Peak
2		2390.000	32.80	32.73	65.53	-8.47	74.00	170	270	Peak
3		2407.440	83.14	32.80	115.93	N/A	N/A	170	270	Peak

Note:

1. " *", means this data is the worst emission level.
2. C.F (Correction Factor) = Antenna Factor (dB/m) + Cable Loss (dB).
3. Measurement (dBuV/m) = Reading(dBuV) + C.F (Correction Factor).
4. The emission levels of other frequencies are very lower than the limit and not show in test report.

EUT	BE3600 Dual-Band Wi-Fi 7 Router	Date of Test	2025-04-17
Factor	BBHA 9120D	Temp. / Humidity	24°C /57%
Polarity	Vertical	Site / Test Engineer	AC1 / Todd
Test Mode	802.11ax-40MHz_TX_CH 3_ANT 0+1	Test Voltage	AC 120V/60Hz

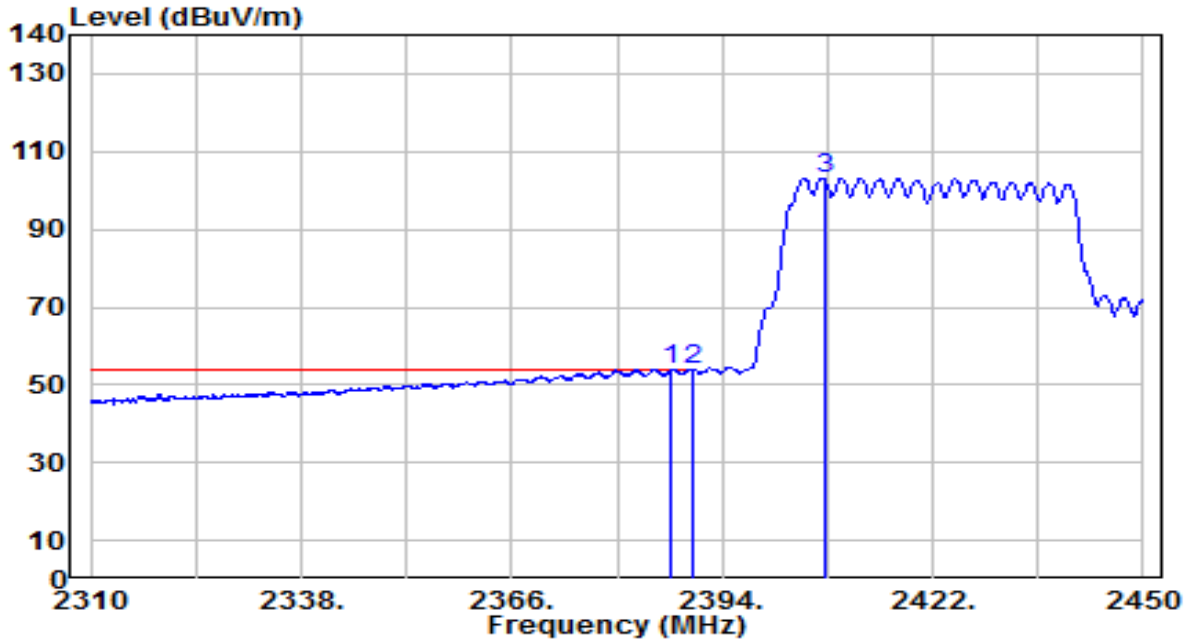

No		Frequency (MHz)	Reading (dBuV)	C.F (dB/m)	Measurement (dBuV/m)	Margin (dB)	Limit (dBuV/m)	Height (cm)	Angle (deg)	Remark (QP/PK/AV)
1		2387.280	21.09	32.72	53.80	-0.20	54.00	170	270	Average
2	*	2390.000	21.17	32.73	53.90	-0.10	54.00	170	270	Average
3		2407.580	70.38	32.80	103.18	N/A	N/A	170	270	Average

Note:

1. " *", means this data is the worst emission level.
2. C.F (Correction Factor) = Antenna Factor (dB/m) + Cable Loss (dB).
3. Measurement (dBuV/m) = Reading(dBuV) + C.F (Correction Factor).
4. The emission levels of other frequencies are very lower than the limit and not show in test report.

EUT	BE3600 Dual-Band Wi-Fi 7 Router	Date of Test	2025-04-17
Factor	BBHA 9120D	Temp. / Humidity	24°C /57%
Polarity	Horizontal	Site / Test Engineer	AC1 / Todd
Test Mode	802.11ax-40MHz_TX_CH 6_ANT 0+1	Test Voltage	AC 120V/60Hz

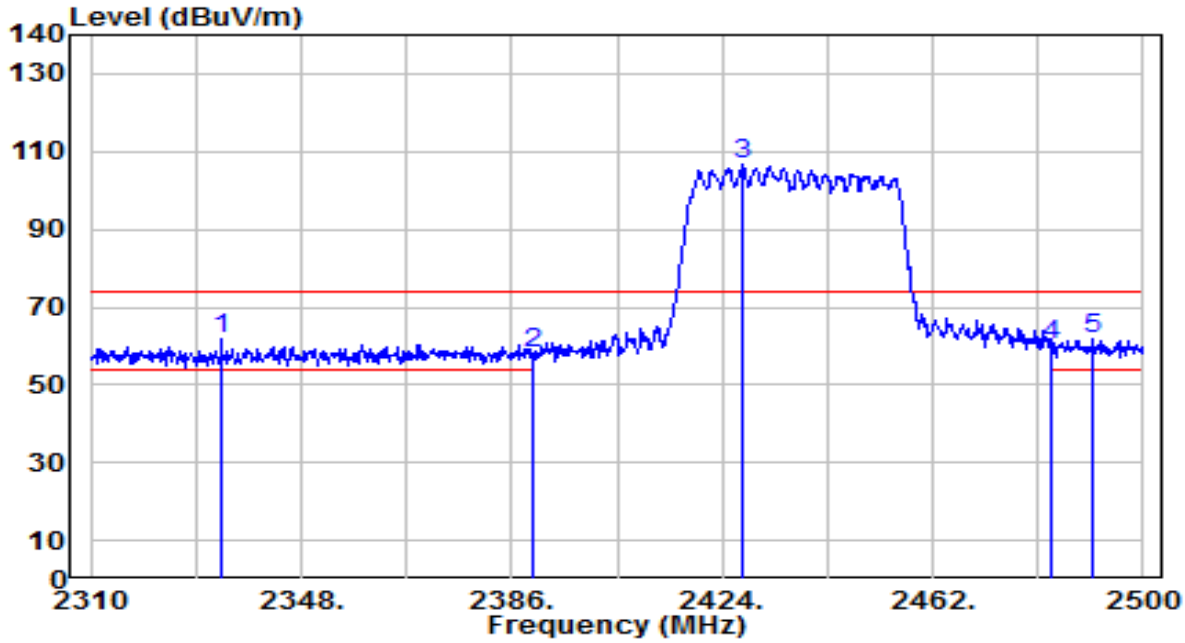

No		Frequency (MHz)	Reading (dBuV)	C.F (dB/m)	Measurement (dBuV/m)	Margin (dB)	Limit (dBuV/m)	Height (cm)	Angle (deg)	Remark (QP/PK/AV)
1	*	2333.560	29.38	32.50	61.89	-12.11	74.00	100	70	Peak
2		2390.000	25.21	32.73	57.94	-16.06	74.00	100	70	Peak
3		2427.610	74.06	32.87	106.94	N/A	N/A	100	70	Peak
4		2483.500	27.06	33.09	60.16	-13.84	74.00	100	70	Peak
5		2491.070	28.68	33.12	61.81	-12.19	74.00	100	70	Peak

Note:

1. " *", means this data is the worst emission level.
2. C.F (Correction Factor) = Antenna Factor (dB/m) + Cable Loss (dB).
3. Measurement (dBuV/m) = Reading(dBuV) + C.F (Correction Factor).
4. The emission levels of other frequencies are very lower than the limit and not show in test report.

EUT	BE3600 Dual-Band Wi-Fi 7 Router	Date of Test	2025-04-17
Factor	BBHA 9120D	Temp. / Humidity	24°C /57%
Polarity	Horizontal	Site / Test Engineer	AC1 / Todd
Test Mode	802.11ax-40MHz_TX_CH 6_ANT 0+1	Test Voltage	AC 120V/60Hz

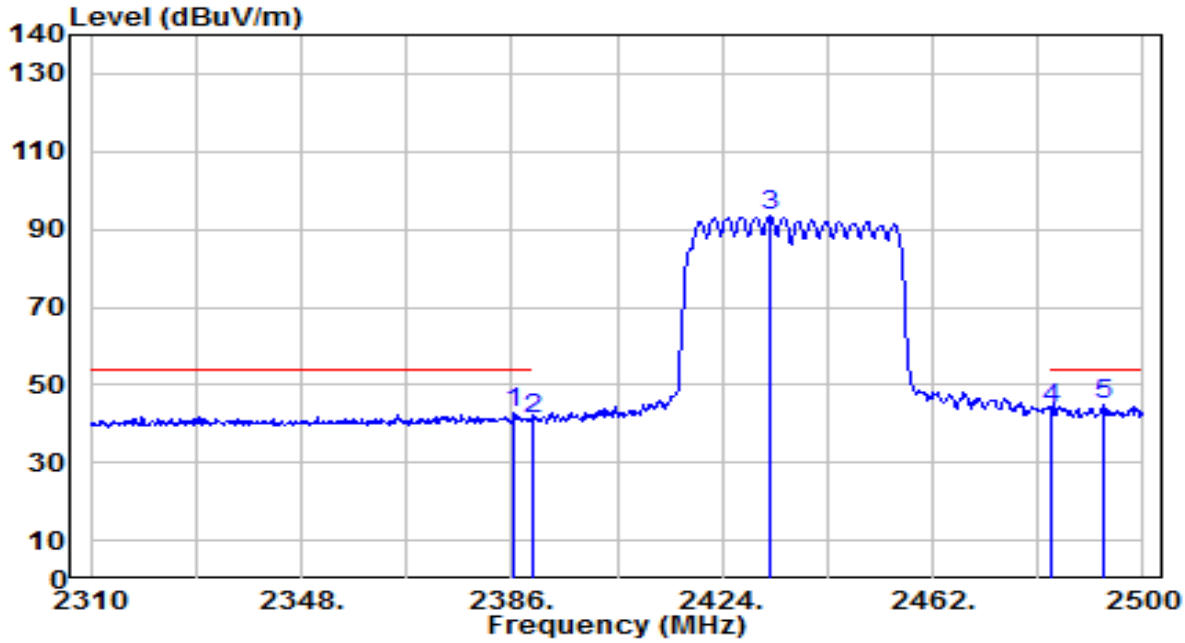

No		Frequency (MHz)	Reading (dBuV)	C.F (dB/m)	Measurement (dBuV/m)	Margin (dB)	Limit (dBuV/m)	Height (cm)	Angle (deg)	Remark (QP/PK/AV)
1		2386.570	9.84	32.71	42.56	-11.44	54.00	100	70	Average
2		2390.000	8.67	32.73	41.39	-12.61	54.00	100	70	Average
3		2432.740	60.37	32.90	93.27	N/A	N/A	100	70	Average
4		2483.500	10.78	33.09	43.88	-10.12	54.00	100	70	Average
5	*	2492.780	11.84	33.13	44.97	-9.03	54.00	100	70	Average

Note:

1. " *", means this data is the worst emission level.
2. C.F (Correction Factor) = Antenna Factor (dB/m) + Cable Loss (dB).
3. Measurement (dBuV/m) = Reading(dBuV) + C.F (Correction Factor).
4. The emission levels of other frequencies are very lower than the limit and not show in test report.

EUT	BE3600 Dual-Band Wi-Fi 7 Router	Date of Test	2025-04-17
Factor	BBHA 9120D	Temp. / Humidity	24°C /57%
Polarity	Vertical	Site / Test Engineer	AC1 / Todd
Test Mode	802.11ax-40MHz_TX_CH 6_ANT 0+1	Test Voltage	AC 120V/60Hz

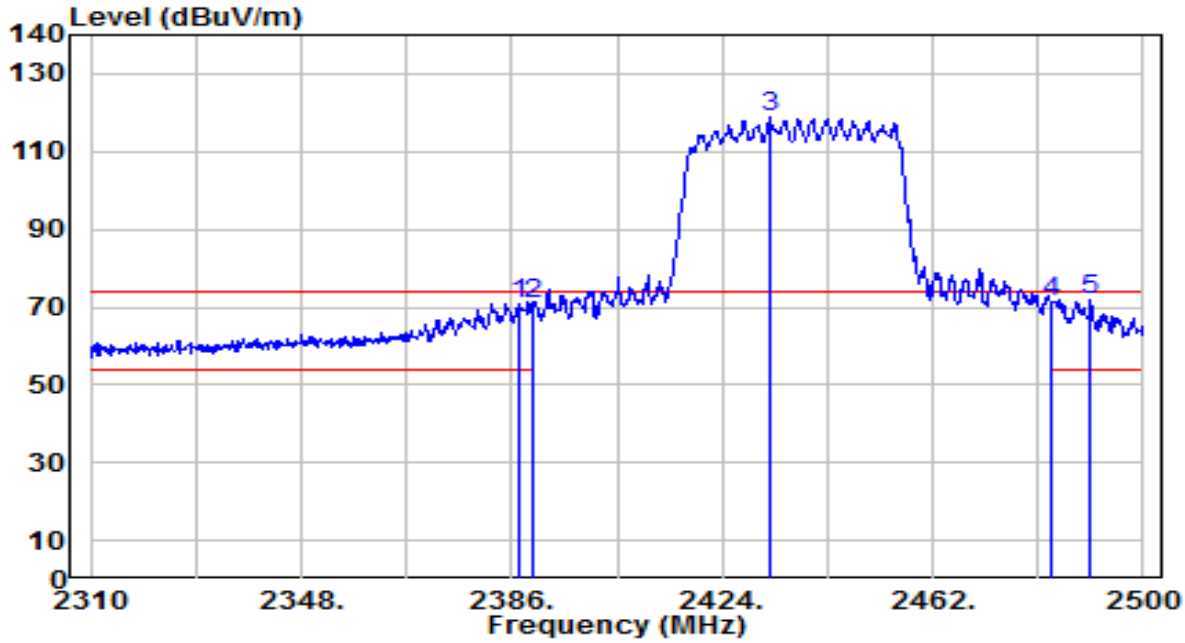

No		Frequency (MHz)	Reading (dBuV)	C.F (dB/m)	Measurement (dBuV/m)	Margin (dB)	Limit (dBuV/m)	Height (cm)	Angle (deg)	Remark (QP/PK/AV)
1		2387.330	38.32	32.72	71.04	-2.96	74.00	185	220	Peak
2		2390.000	38.19	32.73	70.92	-3.08	74.00	185	220	Peak
3		2432.550	86.04	32.89	118.93	N/A	N/A	185	220	Peak
4		2483.500	38.45	33.09	71.54	-2.46	74.00	185	220	Peak
5	*	2490.500	38.67	33.12	71.79	-2.21	74.00	185	220	Peak

Note:

1. " *", means this data is the worst emission level.
2. C.F (Correction Factor) = Antenna Factor (dB/m) + Cable Loss (dB).
3. Measurement (dBuV/m) = Reading(dBuV) + C.F (Correction Factor).
4. The emission levels of other frequencies are very lower than the limit and not show in test report.

EUT	BE3600 Dual-Band Wi-Fi 7 Router	Date of Test	2025-04-17
Factor	BBHA 9120D	Temp. / Humidity	24°C /57%
Polarity	Vertical	Site / Test Engineer	AC1 / Todd
Test Mode	802.11ax-40MHz_TX_CH 6_ANT 0+1	Test Voltage	AC 120V/60Hz

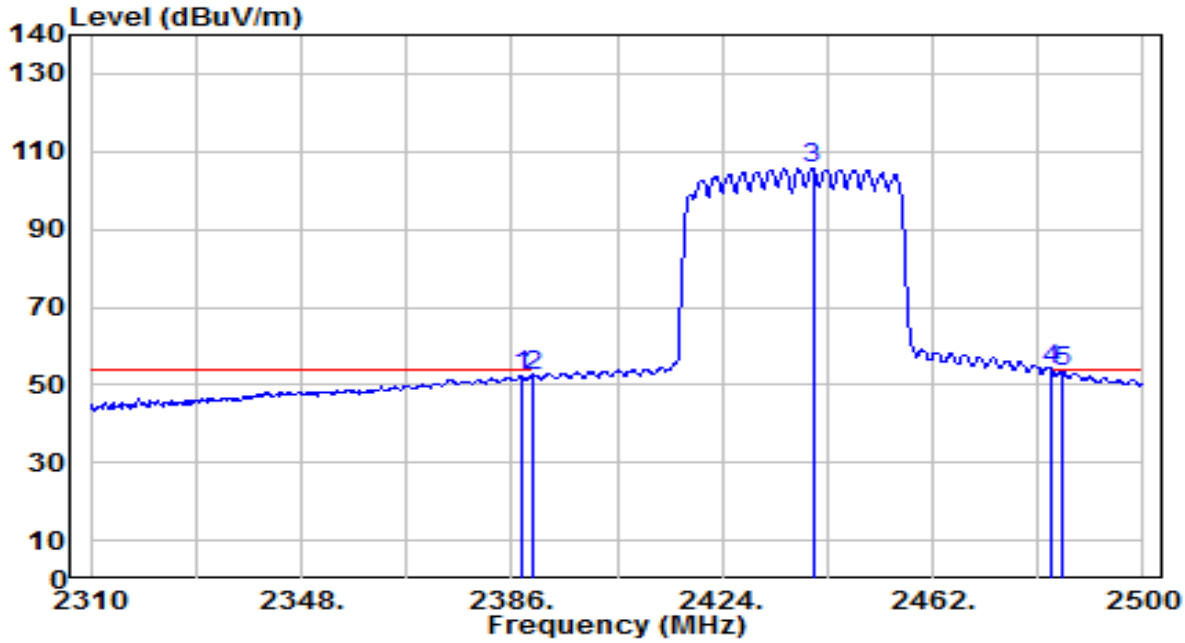

No		Frequency (MHz)	Reading (dBuV)	C.F (dB/m)	Measurement (dBuV/m)	Margin (dB)	Limit (dBuV/m)	Height (cm)	Angle (deg)	Remark (QP/PK/AV)
1		2387.710	19.47	32.72	52.19	-1.81	54.00	185	220	Average
2		2390.000	19.57	32.73	52.30	-1.70	54.00	185	220	Average
3		2440.340	72.59	32.92	105.52	N/A	N/A	185	220	Average
4	*	2483.500	20.73	33.09	53.83	-0.17	54.00	185	220	Average
5		2485.180	20.49	33.10	53.59	-0.41	54.00	185	220	Average

Note:

1. " *", means this data is the worst emission level.
2. C.F (Correction Factor) = Antenna Factor (dB/m) + Cable Loss (dB).
3. Measurement (dBuV/m) = Reading(dBuV) + C.F (Correction Factor).
4. The emission levels of other frequencies are very lower than the limit and not show in test report.

EUT	BE3600 Dual-Band Wi-Fi 7 Router	Date of Test	2025-04-17
Factor	BBHA 9120D	Temp. / Humidity	24°C /57%
Polarity	Horizontal	Site / Test Engineer	AC1 / Todd
Test Mode	802.11ax-40MHz_TX_CH 9_ANT 0+1	Test Voltage	AC 120V/60Hz

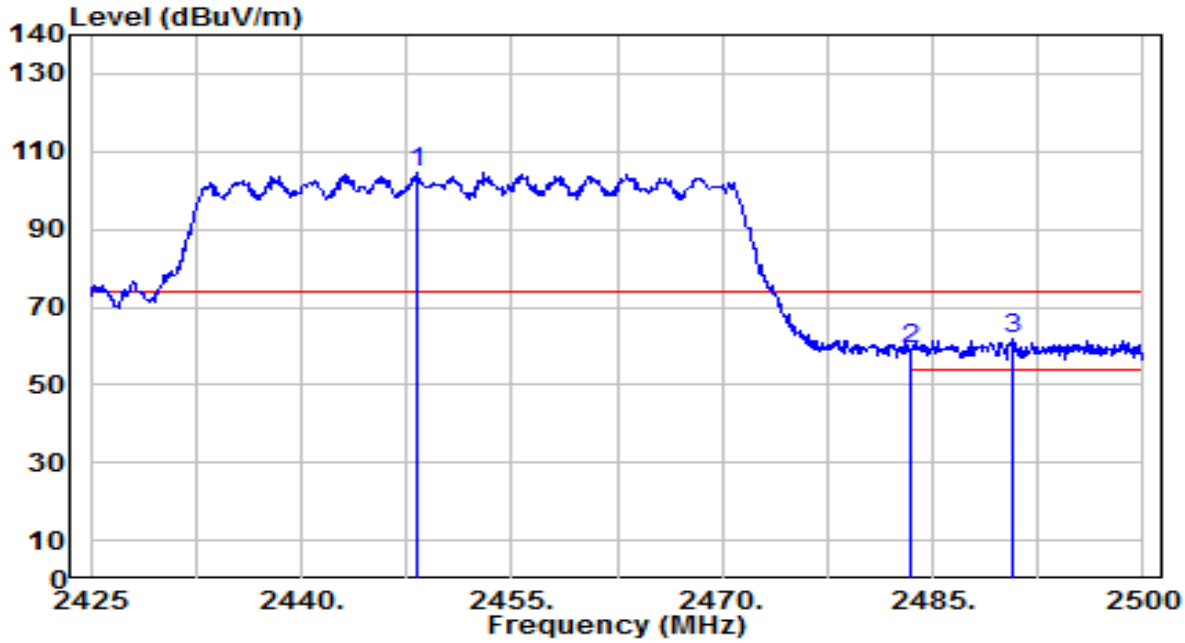

No		Frequency (MHz)	Reading (dBuV)	C.F (dB/m)	Measurement (dBuV/m)	Margin (dB)	Limit (dBuV/m)	Height (cm)	Angle (deg)	Remark (QP/PK/AV)
1		2448.175	71.61	32.96	104.56	N/A	N/A	100	215	Peak
2		2483.500	26.27	33.09	59.36	-14.64	74.00	100	215	Peak
3	*	2490.775	28.60	33.12	61.72	-12.28	74.00	100	215	Peak

Note:

1. " *", means this data is the worst emission level.
2. C.F (Correction Factor) = Antenna Factor (dB/m) + Cable Loss (dB).
3. Measurement (dBuV/m) = Reading(dBuV) + C.F (Correction Factor).
4. The emission levels of other frequencies are very lower than the limit and not show in test report.

EUT	BE3600 Dual-Band Wi-Fi 7 Router	Date of Test	2025-04-17
Factor	BBHA 9120D	Temp. / Humidity	24°C /57%
Polarity	Horizontal	Site / Test Engineer	AC1 / Todd
Test Mode	802.11ax-40MHz_TX_CH 9_ANT 0+1	Test Voltage	AC 120V/60Hz

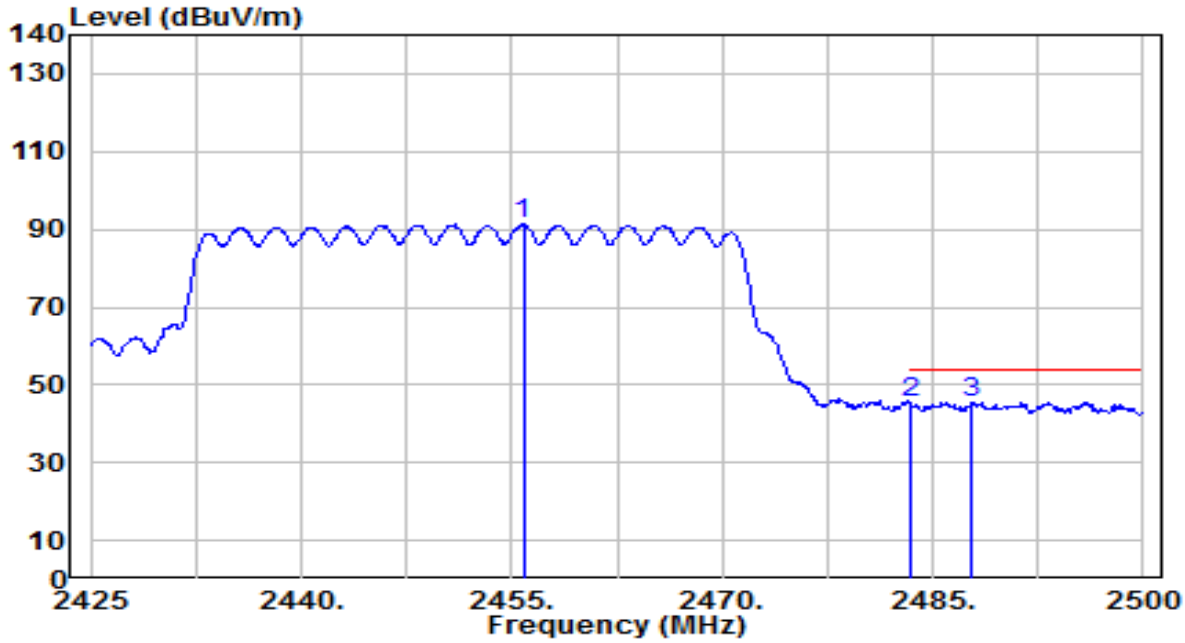

No		Frequency (MHz)	Reading (dBuV)	C.F (dB/m)	Measurement (dBuV/m)	Margin (dB)	Limit (dBuV/m)	Height (cm)	Angle (deg)	Remark (QP/PK/AV)
1		2455.825	58.27	32.99	91.25	N/A	N/A	100	215	Average
2		2483.500	12.09	33.09	45.18	-8.82	54.00	100	215	Average
3	*	2487.775	12.42	33.11	45.53	-8.47	54.00	100	215	Average

Note:

1. " *", means this data is the worst emission level.
2. C.F (Correction Factor) = Antenna Factor (dB/m) + Cable Loss (dB).
3. Measurement (dBuV/m) = Reading(dBuV) + C.F (Correction Factor).
4. The emission levels of other frequencies are very lower than the limit and not show in test report.

EUT	BE3600 Dual-Band Wi-Fi 7 Router	Date of Test	2025-04-17
Factor	BBHA 9120D	Temp. / Humidity	24°C /57%
Polarity	Vertical	Site / Test Engineer	AC1 / Todd
Test Mode	802.11ax-40MHz_TX_CH 9_ANT 0+1	Test Voltage	AC 120V/60Hz

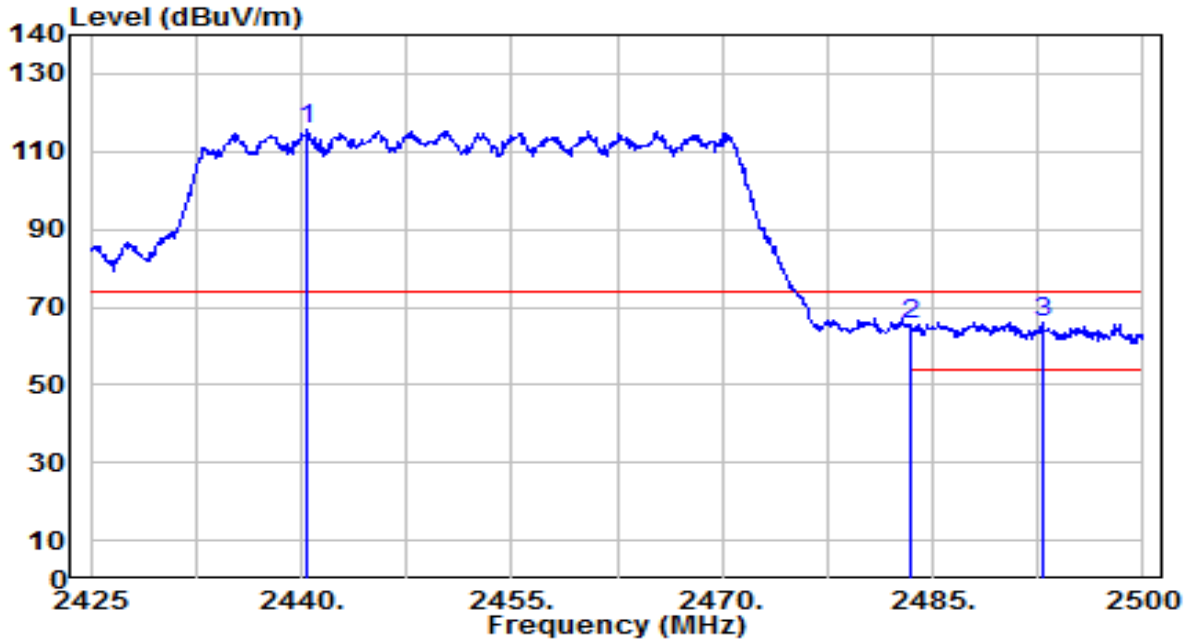

No		Frequency (MHz)	Reading (dBuV)	C.F (dB/m)	Measurement (dBuV/m)	Margin (dB)	Limit (dBuV/m)	Height (cm)	Angle (deg)	Remark (QP/PK/AV)
1		2440.450	82.72	32.93	115.65	N/A	N/A	125	220	Peak
2		2483.500	32.39	33.09	65.49	-8.51	74.00	125	220	Peak
3	*	2492.875	32.99	33.13	66.13	-7.87	74.00	125	220	Peak

Note:

1. " *", means this data is the worst emission level.
2. C.F (Correction Factor) = Antenna Factor (dB/m) + Cable Loss (dB).
3. Measurement (dBuV/m) = Reading(dBuV) + C.F (Correction Factor).
4. The emission levels of other frequencies are very lower than the limit and not show in test report.

EUT	BE3600 Dual-Band Wi-Fi 7 Router	Date of Test	2025-04-17
Factor	BBHA 9120D	Temp. / Humidity	24°C /57%
Polarity	Vertical	Site / Test Engineer	AC1 / Todd
Test Mode	802.11ax-40MHz_TX_CH 9_ANT 0+1	Test Voltage	AC 120V/60Hz

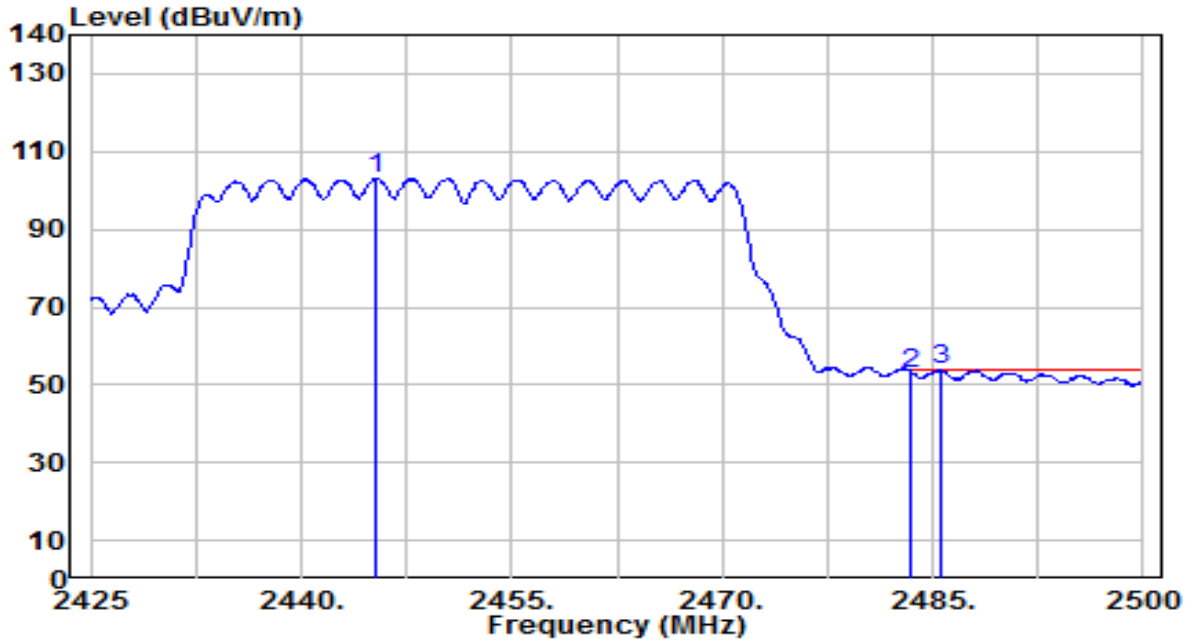

No		Frequency (MHz)	Reading (dBuV)	C.F (dB/m)	Measurement (dBuV/m)	Margin (dB)	Limit (dBuV/m)	Height (cm)	Angle (deg)	Remark (QP/PK/AV)
1		2445.325	70.28	32.94	103.23	N/A	N/A	125	220	Average
2		2483.500	19.90	33.09	53.00	-1.00	54.00	125	220	Average
3	*	2485.525	20.62	33.10	53.72	-0.28	54.00	125	220	Average

Note:

1. " *", means this data is the worst emission level.
2. C.F (Correction Factor) = Antenna Factor (dB/m) + Cable Loss (dB).
3. Measurement (dBuV/m) = Reading(dBuV) + C.F (Correction Factor).
4. The emission levels of other frequencies are very lower than the limit and not show in test report.

EUT	BE3600 Dual-Band Wi-Fi 7 Router	Date of Test	2025-04-17
Factor	BBHA 9120D	Temp. / Humidity	24°C /57%
Polarity	Horizontal	Site / Test Engineer	AC1 / Todd
Test Mode	802.11be-20MHz_TX_CH 1_ANT 0+1	Test Voltage	AC 120V/60Hz

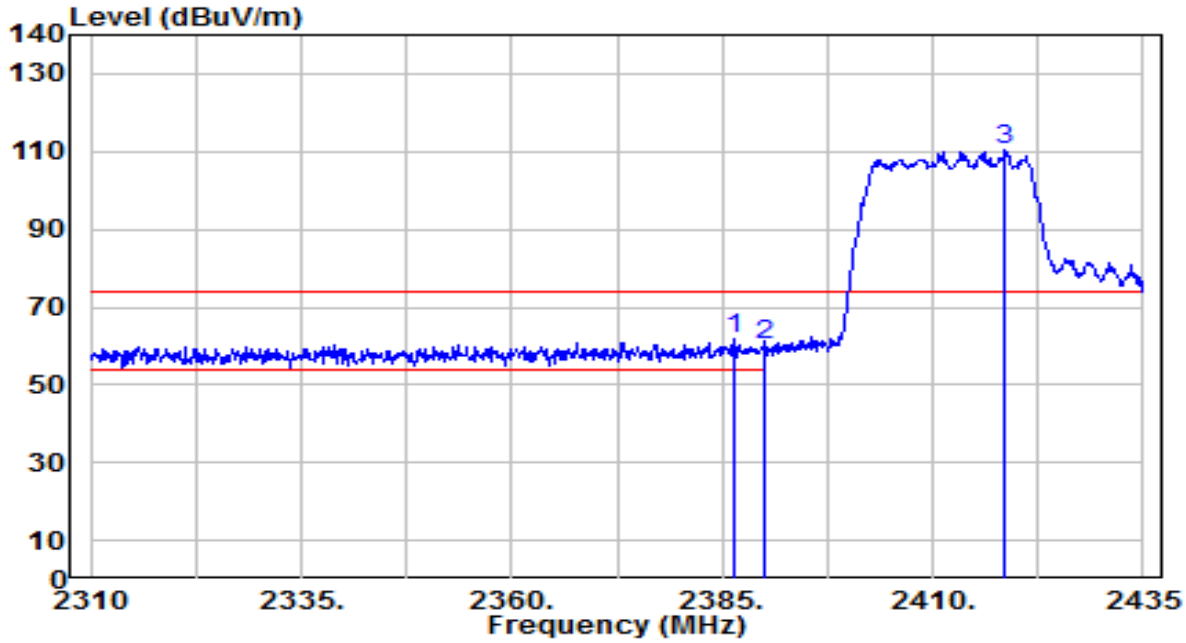

No		Frequency (MHz)	Reading (dBuV)	C.F (dB/m)	Measurement (dBuV/m)	Margin (dB)	Limit (dBuV/m)	Height (cm)	Angle (deg)	Remark (QP/PK/AV)
1	*	2386.375	28.88	32.71	61.59	-12.41	74.00	170	160	Peak
2		2390.000	27.35	32.73	60.08	-13.92	74.00	170	160	Peak
3		2418.500	77.34	32.84	110.18	N/A	N/A	170	160	Peak

Note:

1. " *", means this data is the worst emission level.
2. C.F (Correction Factor) = Antenna Factor (dB/m) + Cable Loss (dB).
3. Measurement (dBuV/m) = Reading(dBuV) + C.F (Correction Factor).
4. The emission levels of other frequencies are very lower than the limit and not show in test report.

EUT	BE3600 Dual-Band Wi-Fi 7 Router	Date of Test	2025-04-17
Factor	BBHA 9120D	Temp. / Humidity	24°C /57%
Polarity	Horizontal	Site / Test Engineer	AC1 / Todd
Test Mode	802.11be-20MHz_TX_CH 1_ANT 0+1	Test Voltage	AC 120V/60Hz

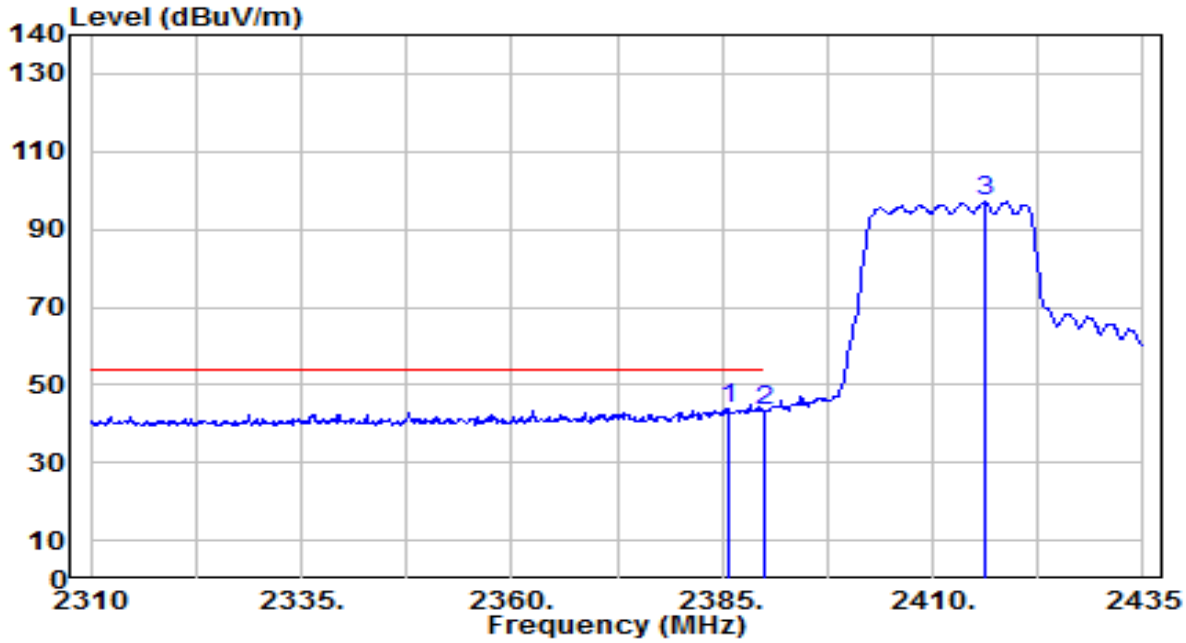

No		Frequency (MHz)	Reading (dBuV)	C.F (dB/m)	Measurement (dBuV/m)	Margin (dB)	Limit (dBuV/m)	Height (cm)	Angle (deg)	Remark (QP/PK/AV)
1	*	2385.625	10.94	32.71	43.65	-10.35	54.00	170	160	Average
2		2390.000	10.37	32.73	43.09	-10.91	54.00	170	160	Average
3		2416.250	64.16	32.83	96.99	N/A	N/A	170	160	Average

Note:

1. " *", means this data is the worst emission level.
2. C.F (Correction Factor) = Antenna Factor (dB/m) + Cable Loss (dB).
3. Measurement (dBuV/m) = Reading(dBuV) + C.F (Correction Factor).
4. The emission levels of other frequencies are very lower than the limit and not show in test report.

EUT	BE3600 Dual-Band Wi-Fi 7 Router	Date of Test	2025-04-17
Factor	BBHA 9120D	Temp. / Humidity	24°C /57%
Polarity	Vertical	Site / Test Engineer	AC1 / Todd
Test Mode	802.11be-20MHz_TX_CH 1_ANT 0+1	Test Voltage	AC 120V/60Hz

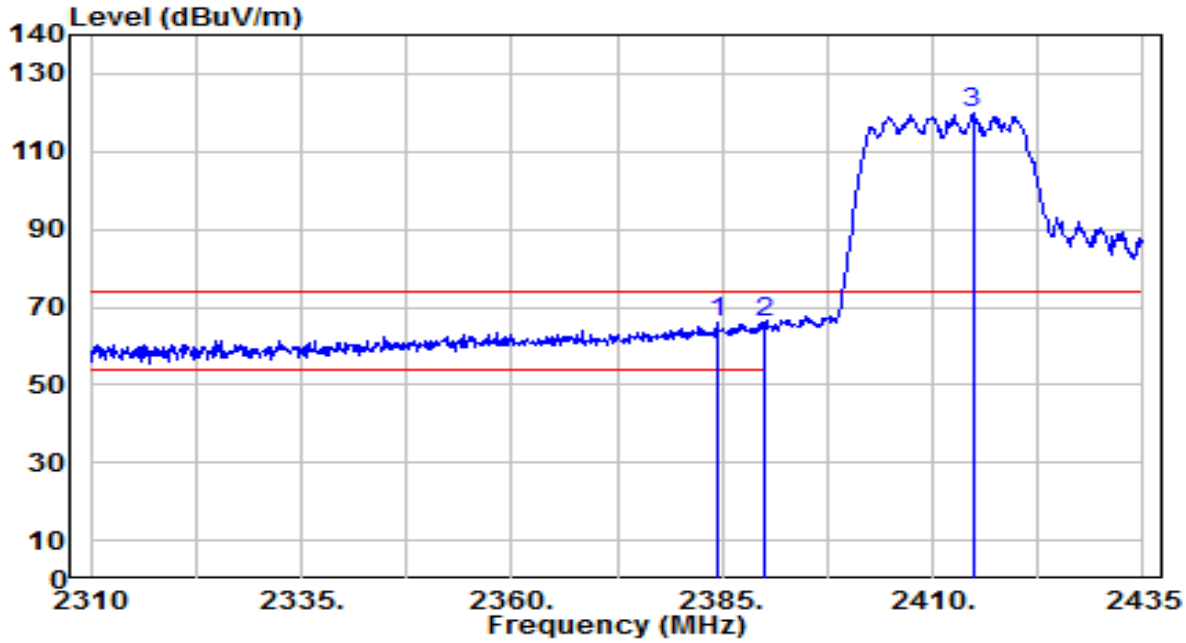

No		Frequency (MHz)	Reading (dBuV)	C.F (dB/m)	Measurement (dBuV/m)	Margin (dB)	Limit (dBuV/m)	Height (cm)	Angle (deg)	Remark (QP/PK/AV)
1		2384.375	33.43	32.70	66.14	-7.86	74.00	150	275	Peak
2	*	2390.000	33.42	32.73	66.15	-7.85	74.00	150	275	Peak
3		2414.750	87.03	32.82	119.85	N/A	N/A	150	275	Peak

Note:

1. " *", means this data is the worst emission level.
2. C.F (Correction Factor) = Antenna Factor (dB/m) + Cable Loss (dB).
3. Measurement (dBuV/m) = Reading(dBuV) + C.F (Correction Factor).
4. The emission levels of other frequencies are very lower than the limit and not show in test report.

EUT	BE3600 Dual-Band Wi-Fi 7 Router	Date of Test	2025-04-17
Factor	BBHA 9120D	Temp. / Humidity	24°C /57%
Polarity	Vertical	Site / Test Engineer	AC1 / Todd
Test Mode	802.11be-20MHz_TX_CH 1_ANT 0+1	Test Voltage	AC 120V/60Hz

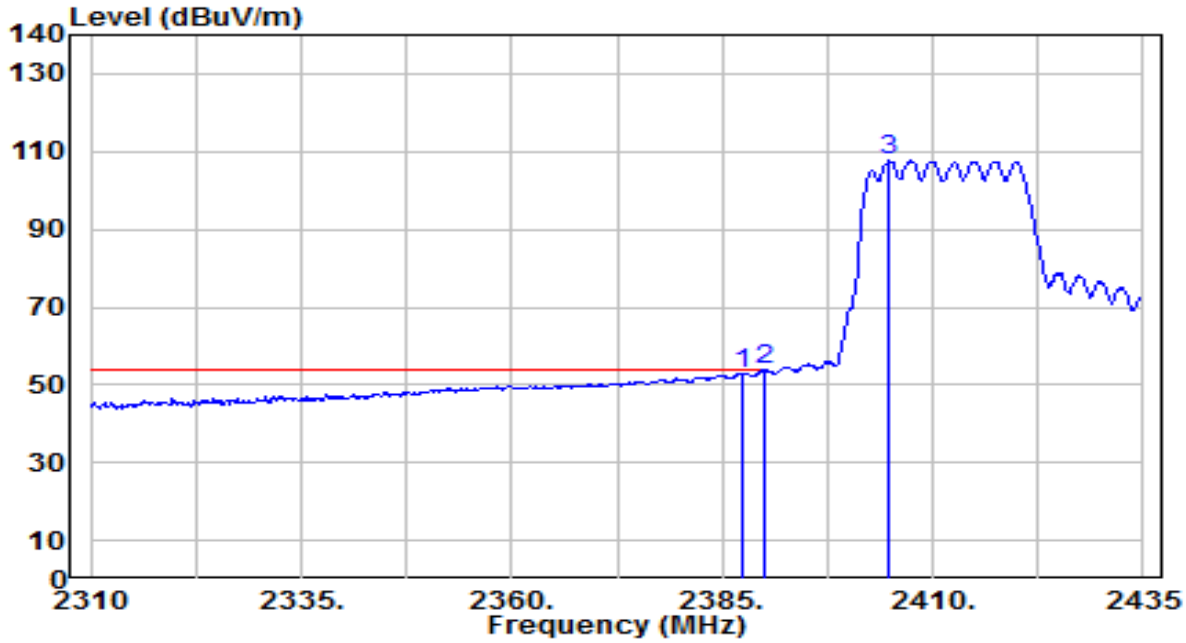

No		Frequency (MHz)	Reading (dBuV)	C.F (dB/m)	Measurement (dBuV/m)	Margin (dB)	Limit (dBuV/m)	Height (cm)	Angle (deg)	Remark (QP/PK/AV)
1		2387.500	20.37	32.72	53.09	-0.91	54.00	150	275	Average
2	*	2390.000	21.04	32.73	53.76	-0.24	54.00	150	275	Average
3		2404.875	74.80	32.79	107.59	N/A	N/A	150	275	Average

Note:

1. " *", means this data is the worst emission level.
2. C.F (Correction Factor) = Antenna Factor (dB/m) + Cable Loss (dB).
3. Measurement (dBuV/m) = Reading(dBuV) + C.F (Correction Factor).
4. The emission levels of other frequencies are very lower than the limit and not show in test report.

EUT	BE3600 Dual-Band Wi-Fi 7 Router	Date of Test	2025-04-17
Factor	BBHA 9120D	Temp. / Humidity	24°C /57%
Polarity	Horizontal	Site / Test Engineer	AC1 / Todd
Test Mode	802.11be-20MHz_TX_CH 6_ANT 0+1	Test Voltage	AC 120V/60Hz

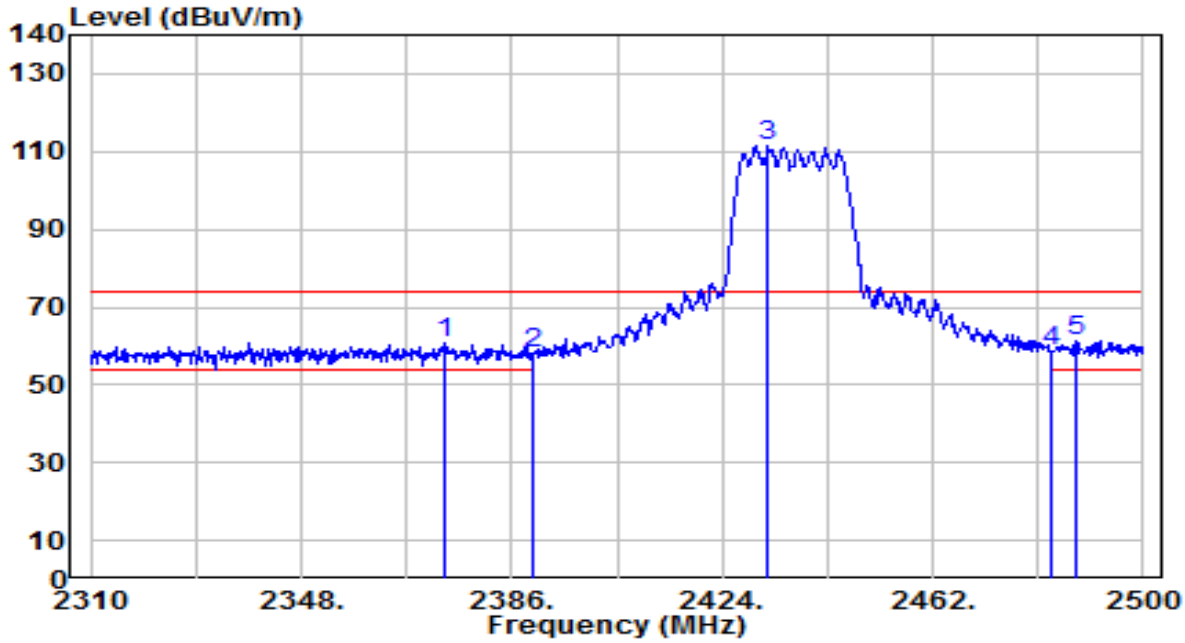

No		Frequency (MHz)	Reading (dBuV)	C.F (dB/m)	Measurement (dBuV/m)	Margin (dB)	Limit (dBuV/m)	Height (cm)	Angle (deg)	Remark (QP/PK/AV)
1		2374.030	27.89	32.66	60.55	-13.45	74.00	100	70	Peak
2		2390.000	25.56	32.73	58.28	-15.72	74.00	100	70	Peak
3		2432.360	78.59	32.89	111.49	N/A	N/A	100	70	Peak
4		2483.500	25.39	33.09	58.48	-15.52	74.00	100	70	Peak
5	*	2487.840	28.32	33.11	61.43	-12.57	74.00	100	70	Peak

Note:

1. " *", means this data is the worst emission level.
2. C.F (Correction Factor) = Antenna Factor (dB/m) + Cable Loss (dB).
3. Measurement (dBuV/m) = Reading(dBuV) + C.F (Correction Factor).
4. The emission levels of other frequencies are very lower than the limit and not show in test report.

EUT	BE3600 Dual-Band Wi-Fi 7 Router	Date of Test	2025-04-17
Factor	BBHA 9120D	Temp. / Humidity	24°C /57%
Polarity	Horizontal	Site / Test Engineer	AC1 / Todd
Test Mode	802.11be-20MHz_TX_CH 6_ANT 0+1	Test Voltage	AC 120V/60Hz

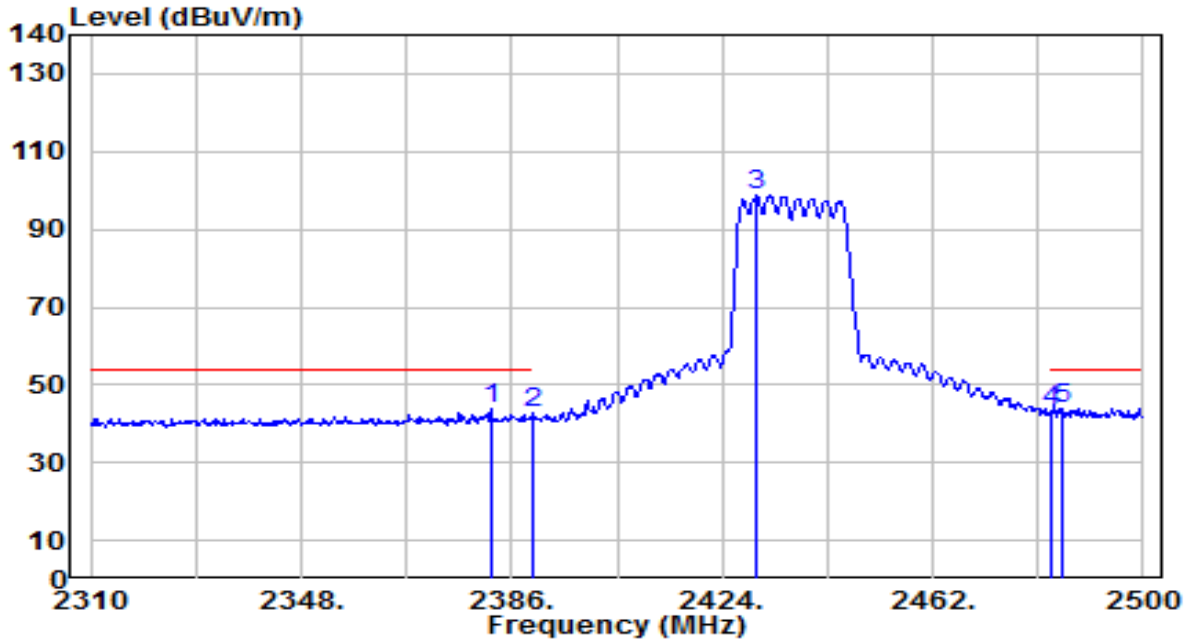

No		Frequency (MHz)	Reading (dBuV)	C.F (dB/m)	Measurement (dBuV/m)	Margin (dB)	Limit (dBuV/m)	Height (cm)	Angle (deg)	Remark (QP/PK/AV)
1		2382.200	10.97	32.70	43.67	-10.33	54.00	100	70	Average
2		2390.000	10.04	32.73	42.76	-11.24	54.00	100	70	Average
3		2430.080	65.81	32.88	98.69	N/A	N/A	100	70	Average
4		2483.500	10.26	33.09	43.35	-10.65	54.00	100	70	Average
5	*	2485.370	10.88	33.10	43.98	-10.02	54.00	100	70	Average

Note:

1. " *", means this data is the worst emission level.
2. C.F (Correction Factor) = Antenna Factor (dB/m) + Cable Loss (dB).
3. Measurement (dBuV/m) = Reading(dBuV) + C.F (Correction Factor).
4. The emission levels of other frequencies are very lower than the limit and not show in test report.

EUT	BE3600 Dual-Band Wi-Fi 7 Router	Date of Test	2025-04-17
Factor	BBHA 9120D	Temp. / Humidity	24°C /57%
Polarity	Vertical	Site / Test Engineer	AC1 / Todd
Test Mode	802.11be-20MHz_TX_CH 6_ANT 0+1	Test Voltage	AC 120V/60Hz

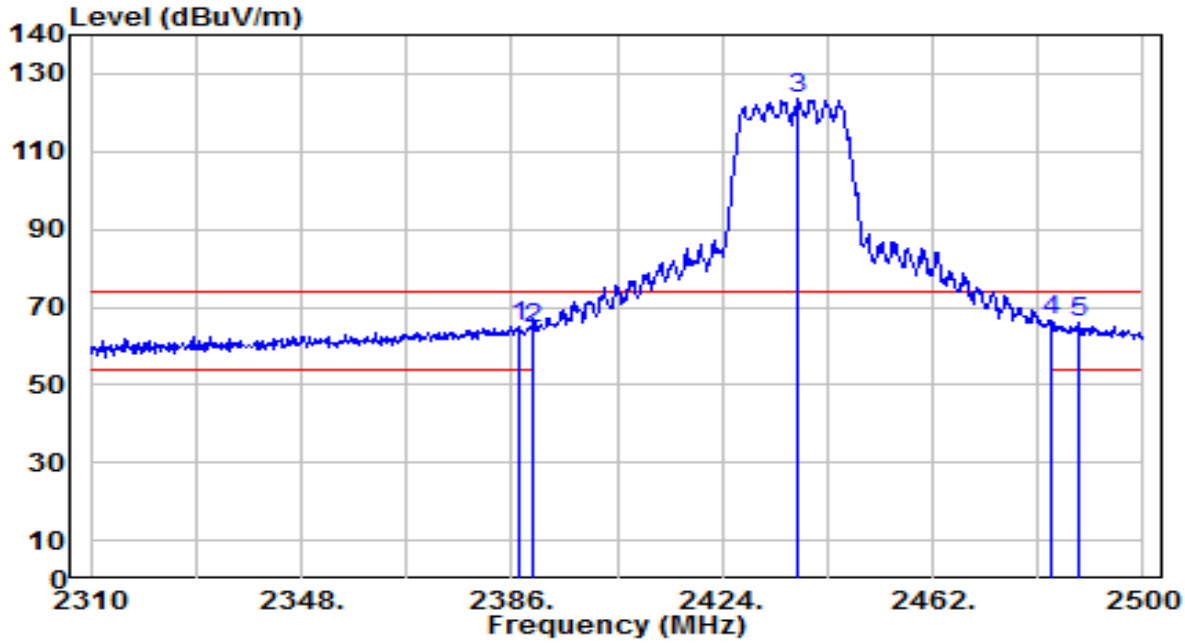

No		Frequency (MHz)	Reading (dBuV)	C.F (dB/m)	Measurement (dBuV/m)	Margin (dB)	Limit (dBuV/m)	Height (cm)	Angle (deg)	Remark (QP/PK/AV)
1		2387.330	32.08	32.72	64.80	-9.20	74.00	145	220	Peak
2		2390.000	31.51	32.73	64.24	-9.76	74.00	145	220	Peak
3		2437.680	90.61	32.91	123.52	N/A	N/A	145	220	Peak
4	*	2483.500	33.28	33.09	66.37	-7.63	74.00	145	220	Peak
5		2488.410	32.71	33.11	65.83	-8.17	74.00	145	220	Peak

Note:

1. " *", means this data is the worst emission level.
2. C.F (Correction Factor) = Antenna Factor (dB/m) + Cable Loss (dB).
3. Measurement (dBuV/m) = Reading(dBuV) + C.F (Correction Factor).
4. The emission levels of other frequencies are very lower than the limit and not show in test report.

EUT	BE3600 Dual-Band Wi-Fi 7 Router	Date of Test	2025-04-17
Factor	BBHA 9120D	Temp. / Humidity	24°C /57%
Polarity	Vertical	Site / Test Engineer	AC1 / Todd
Test Mode	802.11be-20MHz_TX_CH 6_ANT 0+1	Test Voltage	AC 120V/60Hz

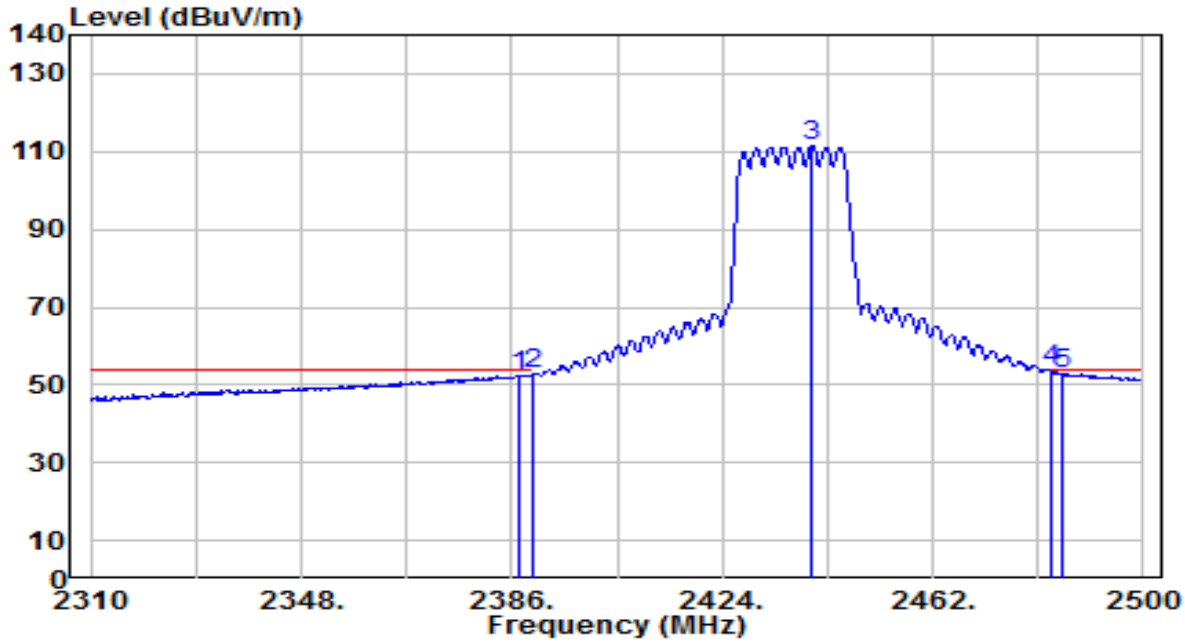

No		Frequency (MHz)	Reading (dBuV)	C.F (dB/m)	Measurement (dBuV/m)	Margin (dB)	Limit (dBuV/m)	Height (cm)	Angle (deg)	Remark (QP/PK/AV)
1		2387.520	19.79	32.72	52.51	-1.49	54.00	145	220	Average
2		2390.000	20.11	32.73	52.84	-1.16	54.00	145	220	Average
3		2440.150	78.40	32.92	111.32	N/A	N/A	145	220	Average
4	*	2483.500	20.63	33.09	53.73	-0.27	54.00	145	220	Average
5		2485.370	19.95	33.10	53.06	-0.94	54.00	145	220	Average

Note:

1. " *", means this data is the worst emission level.
2. C.F (Correction Factor) = Antenna Factor (dB/m) + Cable Loss (dB).
3. Measurement (dBuV/m) = Reading(dBuV) + C.F (Correction Factor).
4. The emission levels of other frequencies are very lower than the limit and not show in test report.

EUT	BE3600 Dual-Band Wi-Fi 7 Router	Date of Test	2025-04-17
Factor	BBHA 9120D	Temp. / Humidity	24°C /57%
Polarity	Horizontal	Site / Test Engineer	AC1 / Todd
Test Mode	802.11be-20MHz_TX_CH 10_ANT 0+1	Test Voltage	AC 120V/60Hz

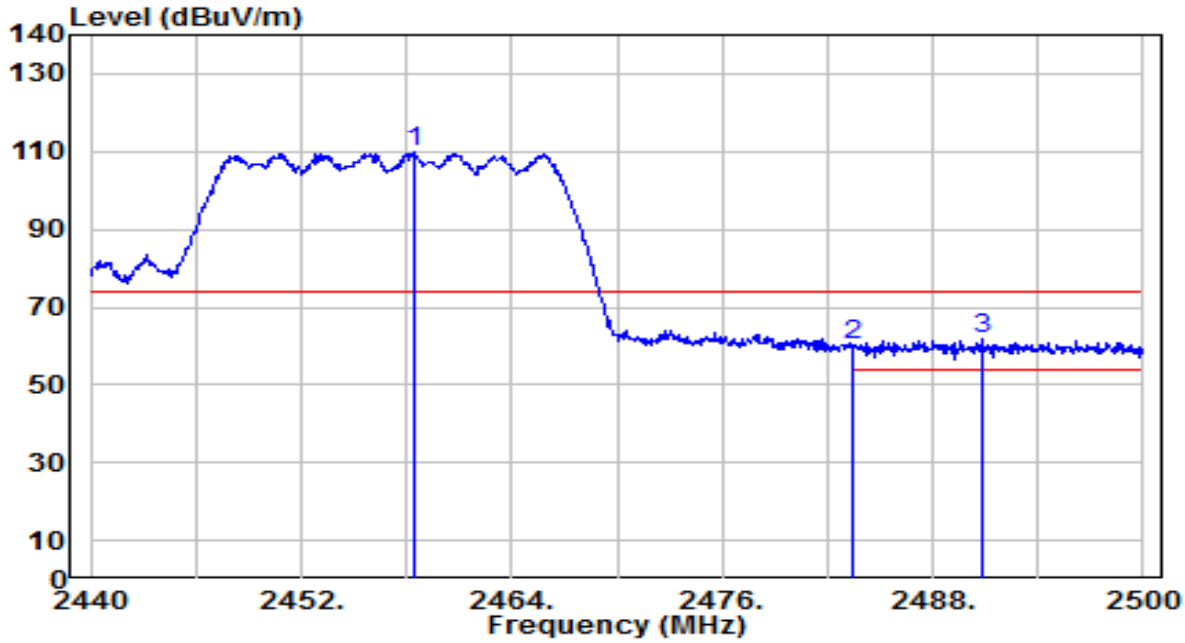

No		Frequency (MHz)	Reading (dBuV)	C.F (dB/m)	Measurement (dBuV/m)	Margin (dB)	Limit (dBuV/m)	Height (cm)	Angle (deg)	Remark (QP/PK/AV)
1		2458.480	76.89	33.00	109.88	N/A	N/A	100	215	Peak
2		2483.500	27.34	33.09	60.43	-13.57	74.00	100	215	Peak
3	*	2490.760	28.49	33.12	61.61	-12.39	74.00	100	215	Peak

Note:

1. " *", means this data is the worst emission level.
2. C.F (Correction Factor) = Antenna Factor (dB/m) + Cable Loss (dB).
3. Measurement (dBuV/m) = Reading(dBuV) + C.F (Correction Factor).
4. The emission levels of other frequencies are very lower than the limit and not show in test report.

EUT	BE3600 Dual-Band Wi-Fi 7 Router	Date of Test	2025-04-17
Factor	BBHA 9120D	Temp. / Humidity	24°C /57%
Polarity	Horizontal	Site / Test Engineer	AC1 / Todd
Test Mode	802.11be-20MHz_TX_CH 10_ANT 0+1	Test Voltage	AC 120V/60Hz

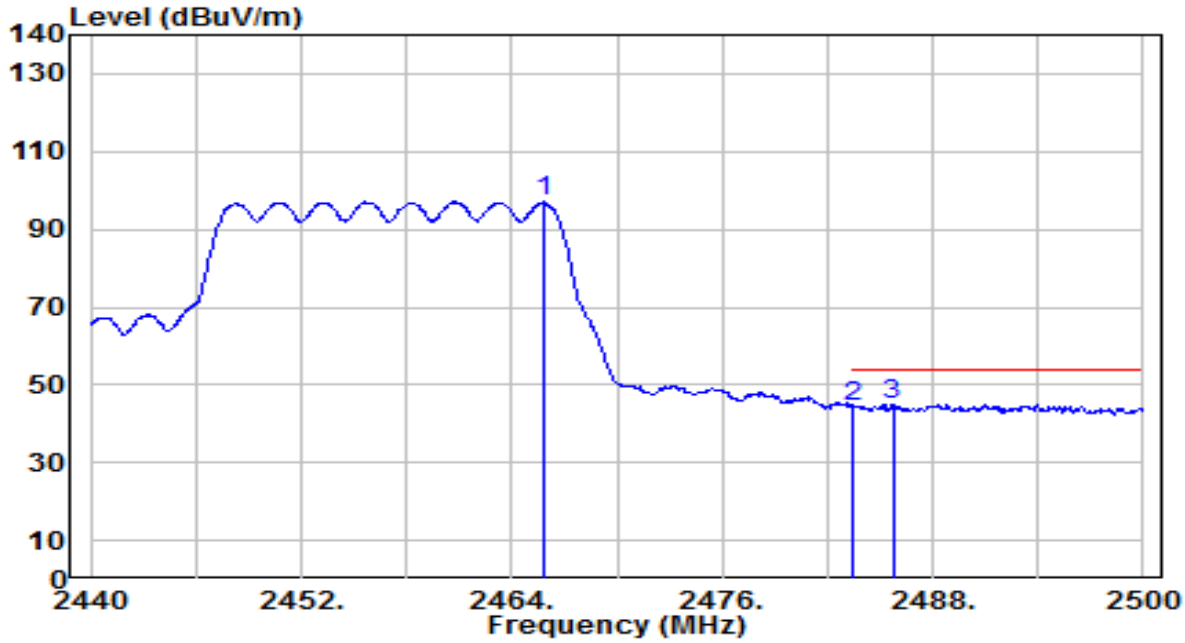

No		Frequency (MHz)	Reading (dBuV)	C.F (dB/m)	Measurement (dBuV/m)	Margin (dB)	Limit (dBuV/m)	Height (cm)	Angle (deg)	Remark (QP/PK/AV)
1		2465.860	64.07	33.03	97.10	N/A	N/A	100	215	Average
2		2483.500	11.37	33.09	44.47	-9.53	54.00	100	215	Average
3	*	2485.720	11.93	33.10	45.04	-8.96	54.00	100	215	Average

Note:

1. " *", means this data is the worst emission level.
2. C.F (Correction Factor) = Antenna Factor (dB/m) + Cable Loss (dB).
3. Measurement (dBuV/m) = Reading(dBuV) + C.F (Correction Factor).
4. The emission levels of other frequencies are very lower than the limit and not show in test report.

EUT	BE3600 Dual-Band Wi-Fi 7 Router	Date of Test	2025-04-17
Factor	BBHA 9120D	Temp. / Humidity	24°C /57%
Polarity	Vertical	Site / Test Engineer	AC1 / Todd
Test Mode	802.11be-20MHz_TX_CH 10_ANT 0+1	Test Voltage	AC 120V/60Hz

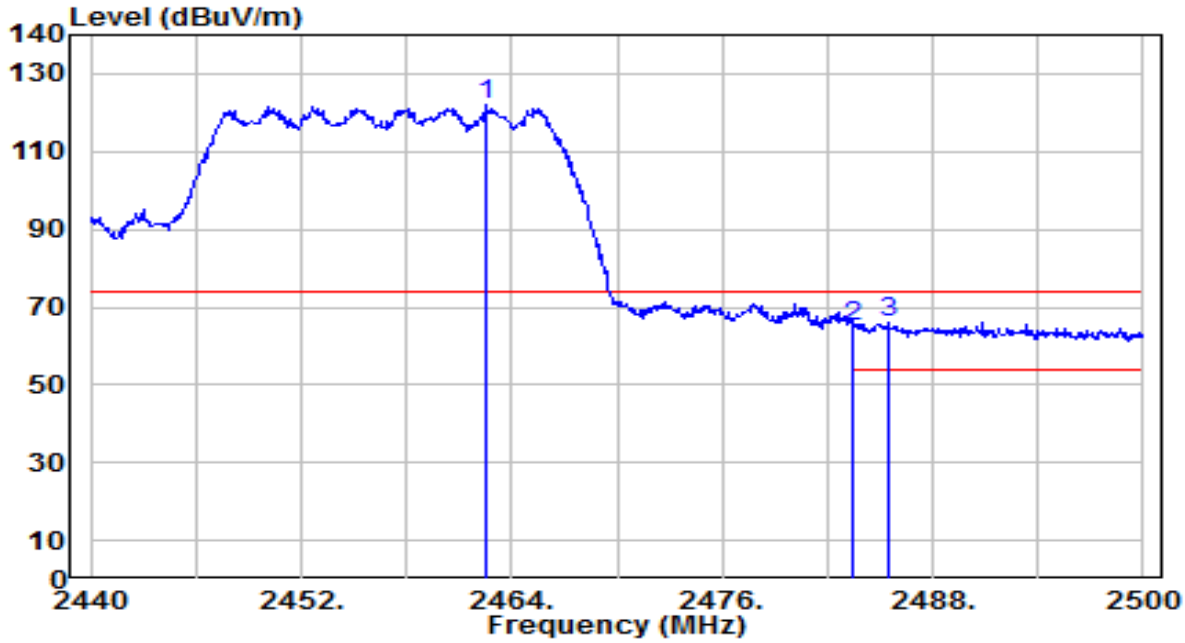

No		Frequency (MHz)	Reading (dBuV)	C.F (dB/m)	Measurement (dBuV/m)	Margin (dB)	Limit (dBuV/m)	Height (cm)	Angle (deg)	Remark (QP/PK/AV)
1		2462.560	88.89	33.01	121.90	N/A	N/A	165	220	Peak
2		2483.500	31.99	33.09	65.08	-8.92	74.00	165	220	Peak
3	*	2485.480	32.85	33.10	65.95	-8.05	74.00	165	220	Peak

Note:

1. " *", means this data is the worst emission level.
2. C.F (Correction Factor) = Antenna Factor (dB/m) + Cable Loss (dB).
3. Measurement (dBuV/m) = Reading(dBuV) + C.F (Correction Factor).
4. The emission levels of other frequencies are very lower than the limit and not show in test report.

EUT	BE3600 Dual-Band Wi-Fi 7 Router	Date of Test	2025-04-17
Factor	BBHA 9120D	Temp. / Humidity	24°C /57%
Polarity	Vertical	Site / Test Engineer	AC1 / Todd
Test Mode	802.11be-20MHz_TX_CH 10_ANT 0+1	Test Voltage	AC 120V/60Hz

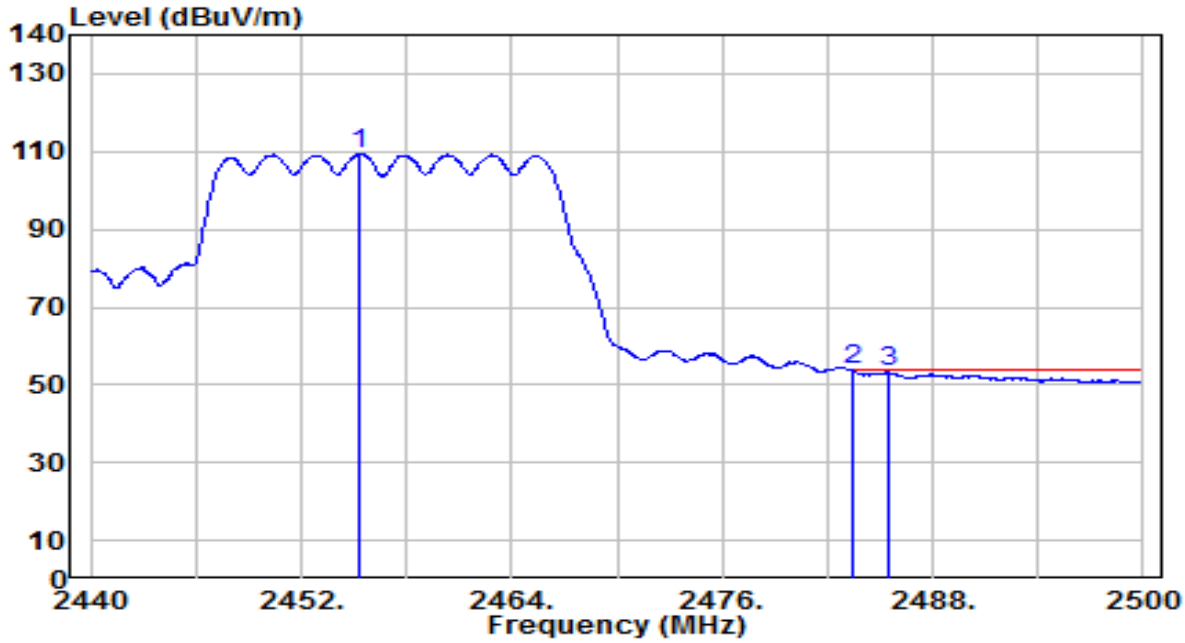

No		Frequency (MHz)	Reading (dBuV)	C.F (dB/m)	Measurement (dBuV/m)	Margin (dB)	Limit (dBuV/m)	Height (cm)	Angle (deg)	Remark (QP/PK/AV)
1		2455.300	76.31	32.98	109.30	N/A	N/A	165	220	Average
2	*	2483.500	20.65	33.09	53.75	-0.25	54.00	165	220	Average
3		2485.480	20.04	33.10	53.14	-0.86	54.00	165	220	Average

Note:

1. " *", means this data is the worst emission level.
2. C.F (Correction Factor) = Antenna Factor (dB/m) + Cable Loss (dB).
3. Measurement (dBuV/m) = Reading(dBuV) + C.F (Correction Factor).
4. The emission levels of other frequencies are very lower than the limit and not show in test report.

EUT	BE3600 Dual-Band Wi-Fi 7 Router	Date of Test	2025-04-17
Factor	BBHA 9120D	Temp. / Humidity	24°C /57%
Polarity	Horizontal	Site / Test Engineer	AC1 / Todd
Test Mode	802.11be-20MHz_TX_CH 11_ANT 0+1	Test Voltage	AC 120V/60Hz

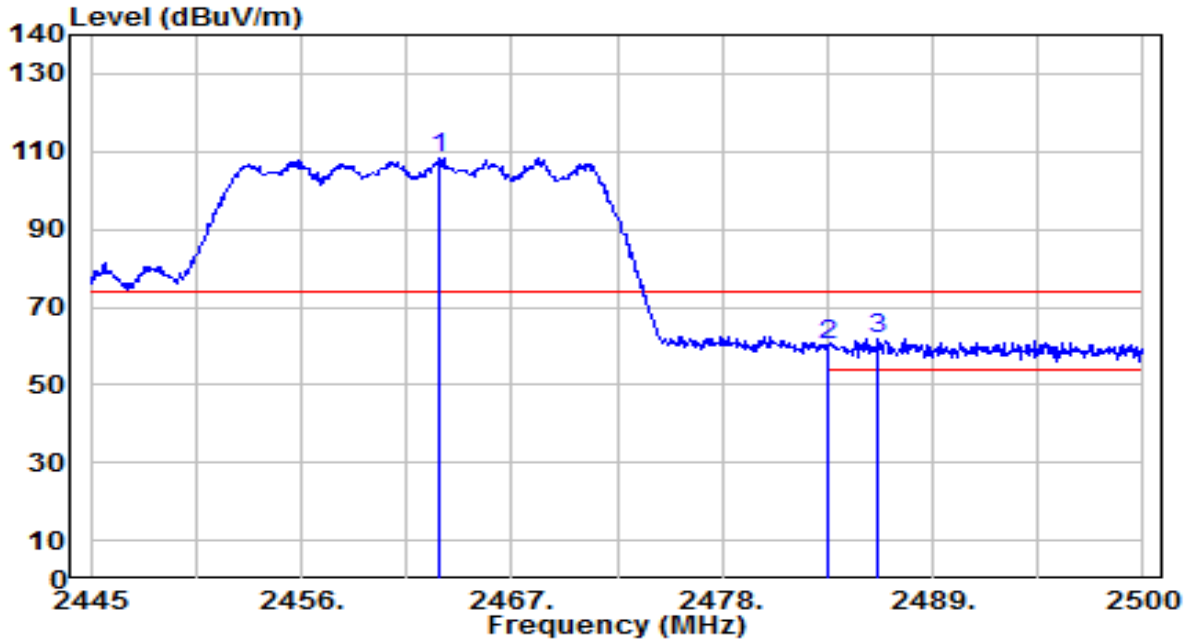

No		Frequency (MHz)	Reading (dBuV)	C.F (dB/m)	Measurement (dBuV/m)	Margin (dB)	Limit (dBuV/m)	Height (cm)	Angle (deg)	Remark (QP/PK/AV)
1		2463.260	75.24	33.02	108.26	N/A	N/A	100	215	Peak
2		2483.500	27.14	33.09	60.23	-13.77	74.00	100	215	Peak
3	*	2486.140	28.90	33.11	62.00	-12.00	74.00	100	215	Peak

Note:

1. " *", means this data is the worst emission level.
2. C.F (Correction Factor) = Antenna Factor (dB/m) + Cable Loss (dB).
3. Measurement (dBuV/m) = Reading(dBuV) + C.F (Correction Factor).
4. The emission levels of other frequencies are very lower than the limit and not show in test report.

EUT	BE3600 Dual-Band Wi-Fi 7 Router	Date of Test	2025-04-17
Factor	BBHA 9120D	Temp. / Humidity	24°C /57%
Polarity	Horizontal	Site / Test Engineer	AC1 / Todd
Test Mode	802.11be-20MHz_TX_CH 11_ANT 0+1	Test Voltage	AC 120V/60Hz

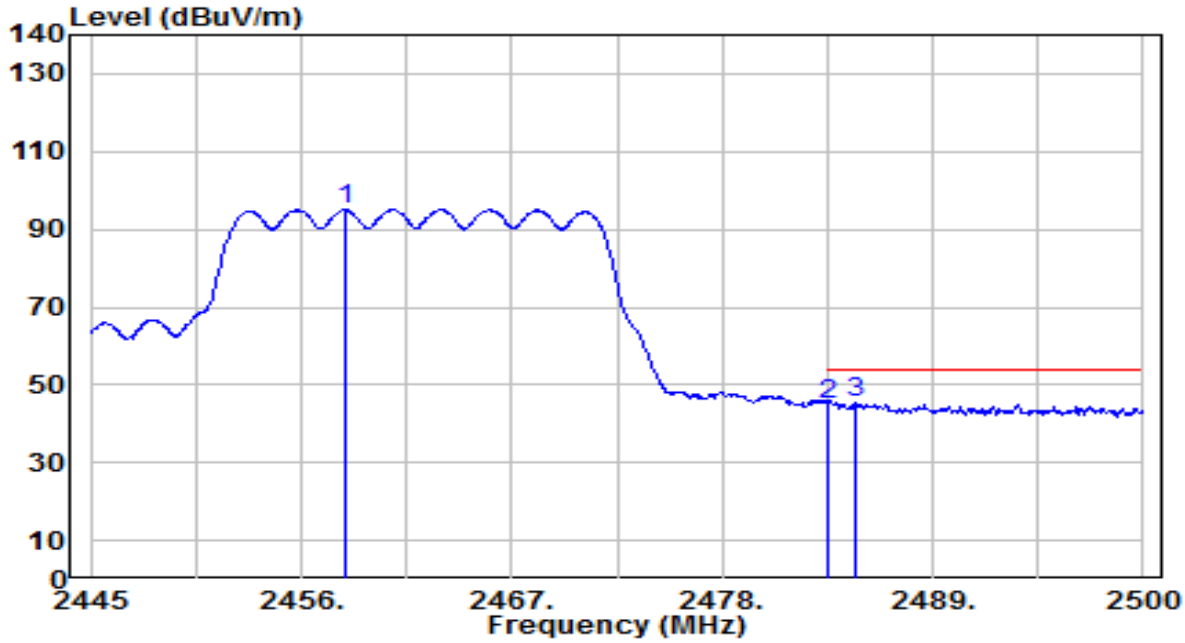

No		Frequency (MHz)	Reading (dBuV)	C.F (dB/m)	Measurement (dBuV/m)	Margin (dB)	Limit (dBuV/m)	Height (cm)	Angle (deg)	Remark (QP/PK/AV)
1		2458.310	62.06	33.00	95.06	N/A	N/A	100	215	Average
2		2483.500	12.05	33.09	45.14	-8.86	54.00	100	215	Average
3	*	2484.930	12.10	33.10	45.20	-8.80	54.00	100	215	Average

Note:

1. " *", means this data is the worst emission level.
2. C.F (Correction Factor) = Antenna Factor (dB/m) + Cable Loss (dB).
3. Measurement (dBuV/m) = Reading(dBuV) + C.F (Correction Factor).
4. The emission levels of other frequencies are very lower than the limit and not show in test report.

EUT	BE3600 Dual-Band Wi-Fi 7 Router	Date of Test	2025-04-17
Factor	BBHA 9120D	Temp. / Humidity	24°C /57%
Polarity	Vertical	Site / Test Engineer	AC1 / Todd
Test Mode	802.11be-20MHz_TX_CH 11_ANT 0+1	Test Voltage	AC 120V/60Hz

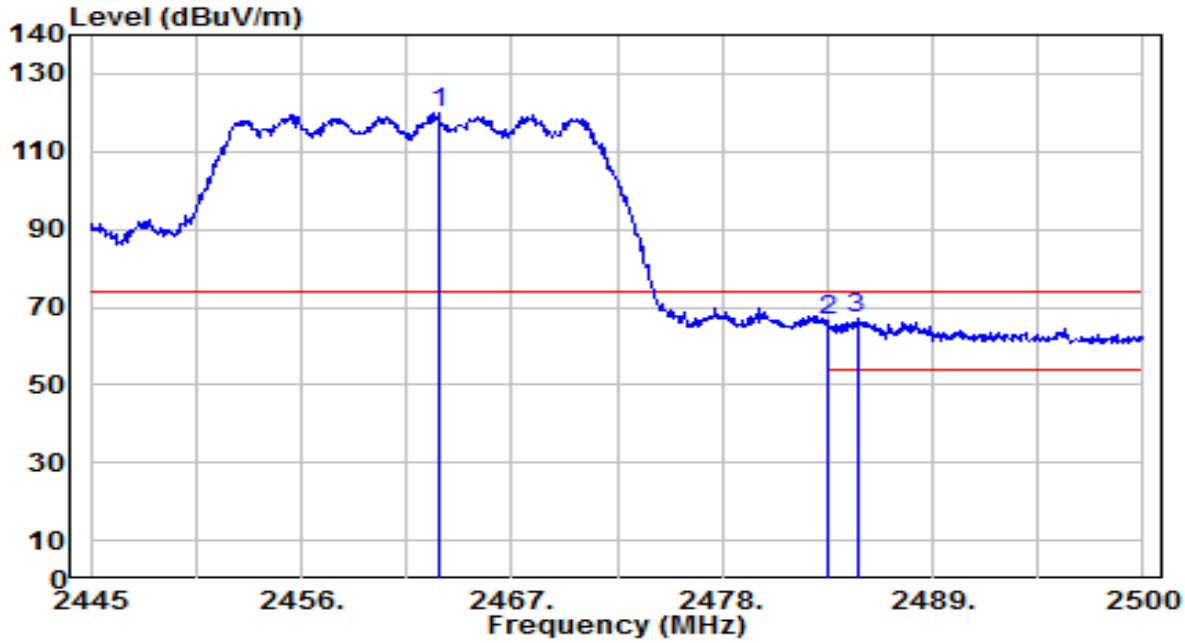

No		Frequency (MHz)	Reading (dBuV)	C.F (dB/m)	Measurement (dBuV/m)	Margin (dB)	Limit (dBuV/m)	Height (cm)	Angle (deg)	Remark (QP/PK/AV)
1		2463.150	86.85	33.01	119.86	N/A	N/A	165	220	Peak
2		2483.500	33.33	33.09	66.42	-7.58	74.00	165	220	Peak
3	*	2485.040	34.19	33.10	67.29	-6.71	74.00	165	220	Peak

Note:

1. " *", means this data is the worst emission level.
2. C.F (Correction Factor) = Antenna Factor (dB/m) + Cable Loss (dB).
3. Measurement (dBuV/m) = Reading(dBuV) + C.F (Correction Factor).
4. The emission levels of other frequencies are very lower than the limit and not show in test report.

EUT	BE3600 Dual-Band Wi-Fi 7 Router	Date of Test	2025-04-17
Factor	BBHA 9120D	Temp. / Humidity	24°C /57%
Polarity	Vertical	Site / Test Engineer	AC1 / Todd
Test Mode	802.11be-20MHz_TX_CH 11_ANT 0+1	Test Voltage	AC 120V/60Hz

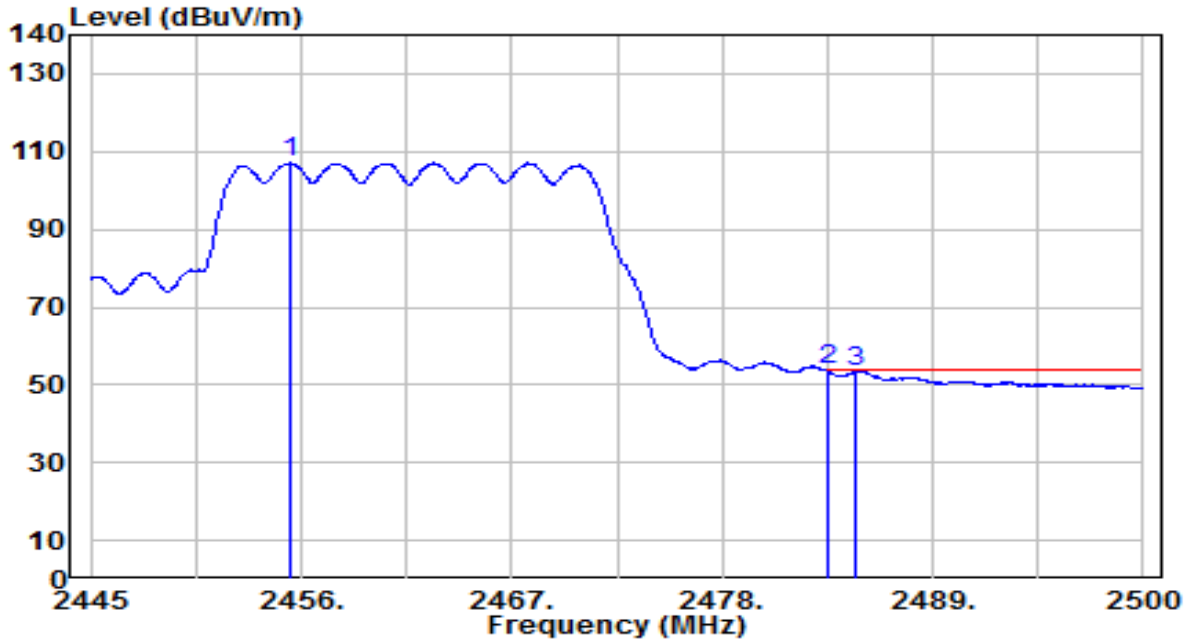

No		Frequency (MHz)	Reading (dBuV)	C.F (dB/m)	Measurement (dBuV/m)	Margin (dB)	Limit (dBuV/m)	Height (cm)	Angle (deg)	Remark (QP/PK/AV)
1		2455.395	74.05	32.98	107.04	N/A	N/A	165	220	Average
2	*	2483.500	20.66	33.09	53.76	-0.24	54.00	165	220	Average
3		2484.985	20.21	33.10	53.31	-0.69	54.00	165	220	Average

Note:

1. " *", means this data is the worst emission level.
2. C.F (Correction Factor) = Antenna Factor (dB/m) + Cable Loss (dB).
3. Measurement (dBuV/m) = Reading(dBuV) + C.F (Correction Factor).
4. The emission levels of other frequencies are very lower than the limit and not show in test report.

EUT	BE3600 Dual-Band Wi-Fi 7 Router	Date of Test	2025-04-17
Factor	BBHA 9120D	Temp. / Humidity	24°C /57%
Polarity	Horizontal	Site / Test Engineer	AC1 / Todd
Test Mode	802.11be-40MHz_TX_CH 3_ANT 0+1	Test Voltage	AC 120V/60Hz

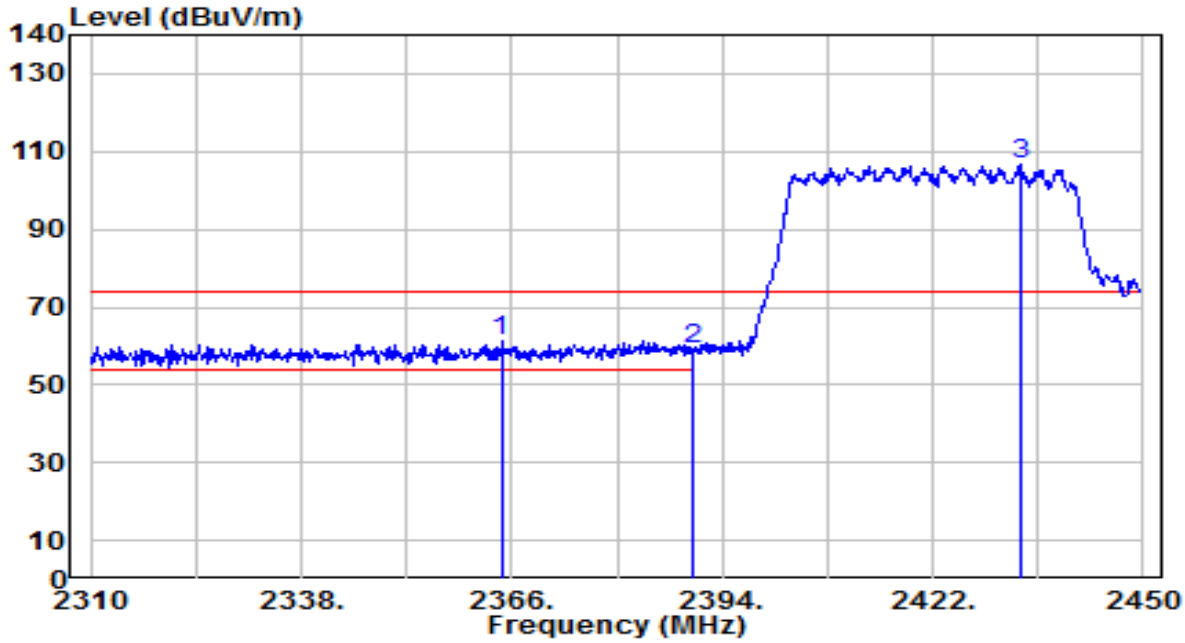

No		Frequency (MHz)	Reading (dBuV)	C.F (dB/m)	Measurement (dBuV/m)	Margin (dB)	Limit (dBuV/m)	Height (cm)	Angle (deg)	Remark (QP/PK/AV)
1	*	2364.600	28.65	32.63	61.28	-12.72	74.00	170	160	Peak
2		2390.000	26.54	32.73	59.26	-14.74	74.00	170	160	Peak
3		2433.760	73.56	32.90	106.46	N/A	N/A	170	160	Peak

Note:

1. " *", means this data is the worst emission level.
2. C.F (Correction Factor) = Antenna Factor (dB/m) + Cable Loss (dB).
3. Measurement (dBuV/m) = Reading(dBuV) + C.F (Correction Factor).
4. The emission levels of other frequencies are very lower than the limit and not show in test report.

EUT	BE3600 Dual-Band Wi-Fi 7 Router	Date of Test	2025-04-17
Factor	BBHA 9120D	Temp. / Humidity	24°C /57%
Polarity	Horizontal	Site / Test Engineer	AC1 / Todd
Test Mode	802.11be-40MHz_TX_CH 3_ANT 0+1	Test Voltage	AC 120V/60Hz

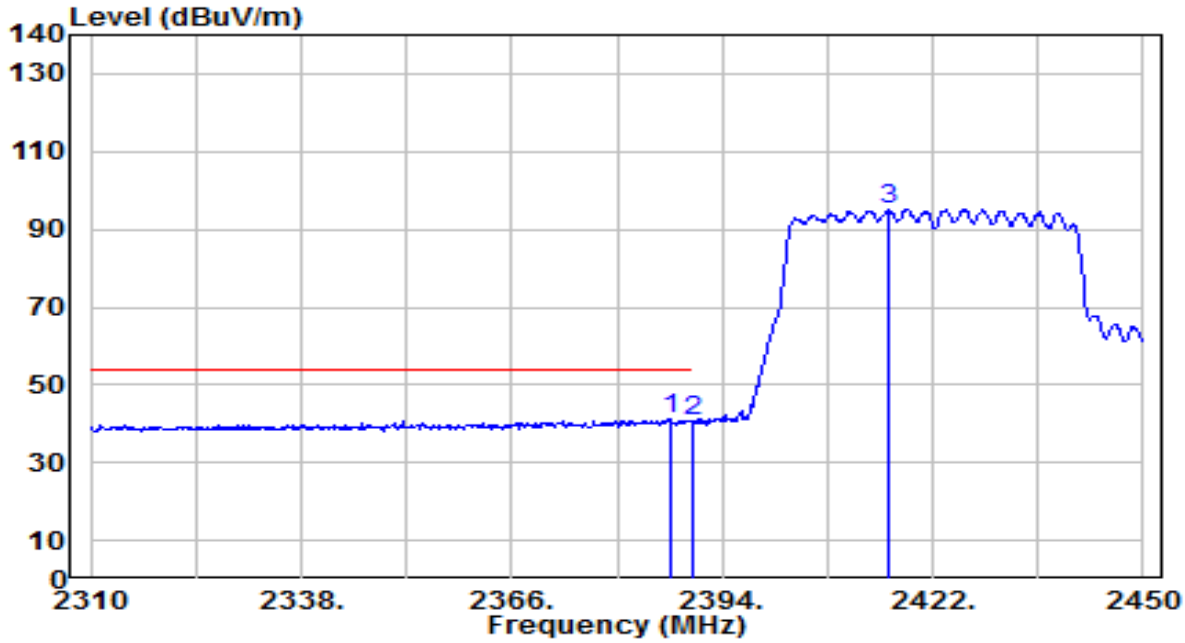

No		Frequency (MHz)	Reading (dBuV)	C.F (dB/m)	Measurement (dBuV/m)	Margin (dB)	Limit (dBuV/m)	Height (cm)	Angle (deg)	Remark (QP/PK/AV)
1	*	2387.280	8.32	32.72	41.04	-12.96	54.00	170	160	Average
2		2390.000	7.89	32.73	40.61	-13.39	54.00	170	160	Average
3		2415.980	62.38	32.83	95.21	N/A	N/A	170	160	Average

Note:

1. " *", means this data is the worst emission level.
2. C.F (Correction Factor) = Antenna Factor (dB/m) + Cable Loss (dB).
3. Measurement (dBuV/m) = Reading(dBuV) + C.F (Correction Factor).
4. The emission levels of other frequencies are very lower than the limit and not show in test report.

EUT	BE3600 Dual-Band Wi-Fi 7 Router	Date of Test	2025-04-17
Factor	BBHA 9120D	Temp. / Humidity	24°C /57%
Polarity	Vertical	Site / Test Engineer	AC1 / Todd
Test Mode	802.11be-40MHz_TX_CH 3_ANT 0+1	Test Voltage	AC 120V/60Hz

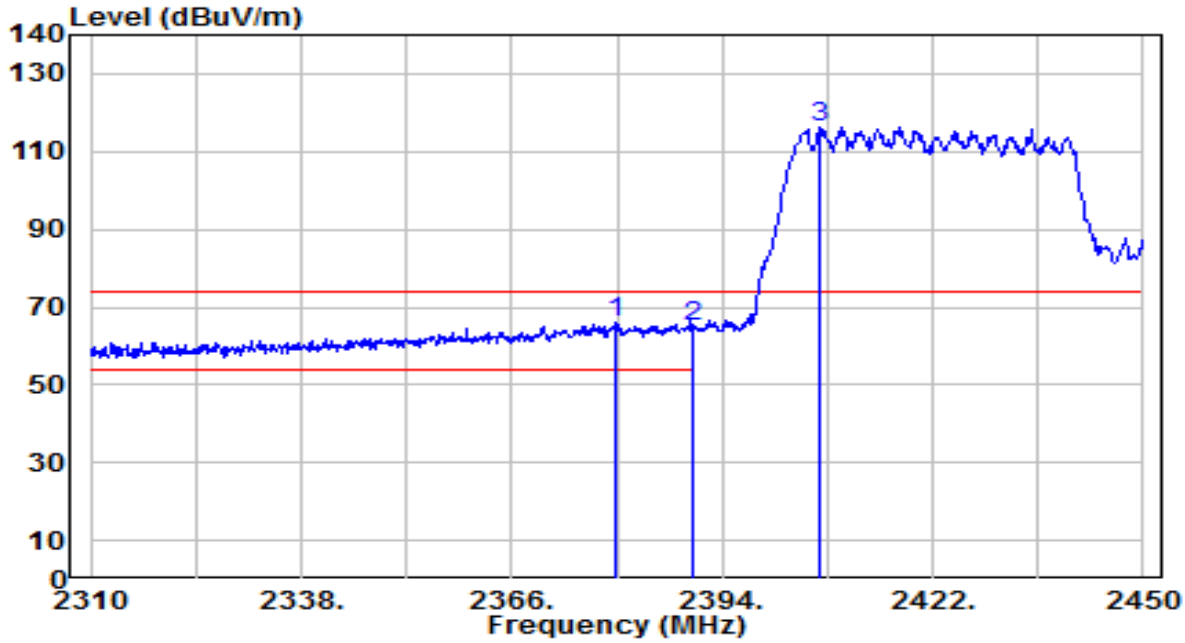

No		Frequency (MHz)	Reading (dBuV)	C.F (dB/m)	Measurement (dBuV/m)	Margin (dB)	Limit (dBuV/m)	Height (cm)	Angle (deg)	Remark (QP/PK/AV)
1	*	2379.720	33.28	32.69	65.97	-8.03	74.00	150	275	Peak
2		2390.000	32.25	32.73	64.98	-9.02	74.00	150	275	Peak
3		2407.020	83.49	32.79	116.28	N/A	N/A	150	275	Peak

Note:

1. " *", means this data is the worst emission level.
2. C.F (Correction Factor) = Antenna Factor (dB/m) + Cable Loss (dB).
3. Measurement (dBuV/m) = Reading(dBuV) + C.F (Correction Factor).
4. The emission levels of other frequencies are very lower than the limit and not show in test report.

EUT	BE3600 Dual-Band Wi-Fi 7 Router	Date of Test	2025-04-17
Factor	BBHA 9120D	Temp. / Humidity	24°C /57%
Polarity	Vertical	Site / Test Engineer	AC1 / Todd
Test Mode	802.11be-40MHz_TX_CH 3_ANT 0+1	Test Voltage	AC 120V/60Hz

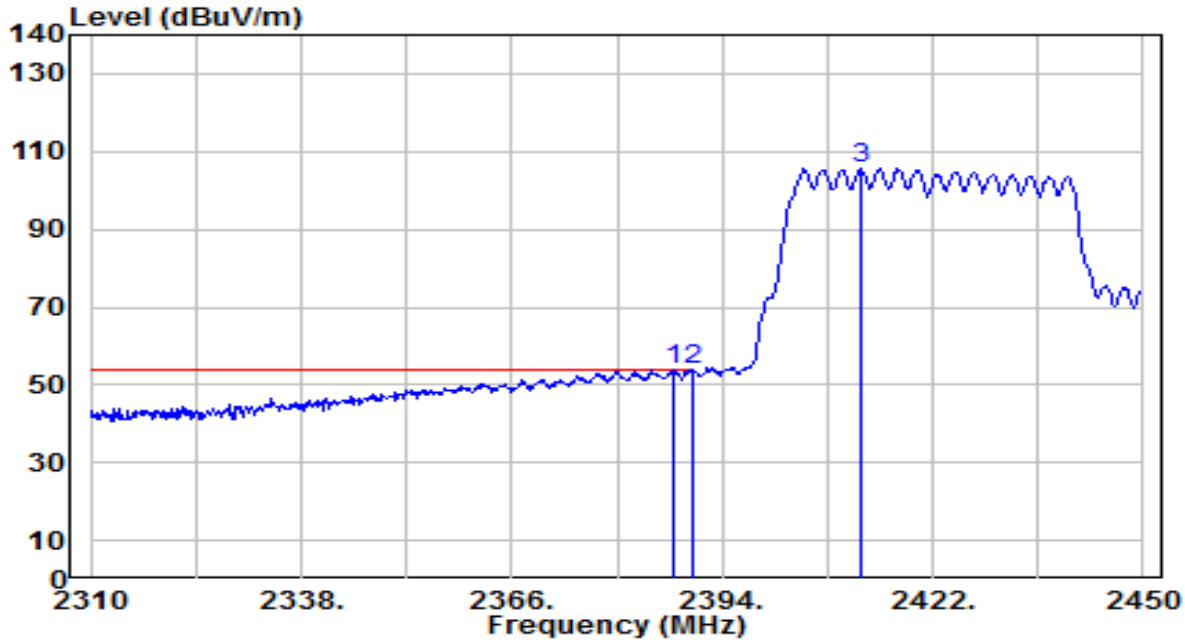

No		Frequency (MHz)	Reading (dBuV)	C.F (dB/m)	Measurement (dBuV/m)	Margin (dB)	Limit (dBuV/m)	Height (cm)	Angle (deg)	Remark (QP/PK/AV)
1		2387.700	20.99	32.72	53.71	-0.29	54.00	150	275	Average
2	*	2390.000	21.17	32.73	53.90	-0.10	54.00	150	275	Average
3		2412.480	72.82	32.82	105.64	N/A	N/A	150	275	Average

Note:

1. " *", means this data is the worst emission level.
2. C.F (Correction Factor) = Antenna Factor (dB/m) + Cable Loss (dB).
3. Measurement (dBuV/m) = Reading(dBuV) + C.F (Correction Factor).
4. The emission levels of other frequencies are very lower than the limit and not show in test report.

EUT	BE3600 Dual-Band Wi-Fi 7 Router	Date of Test	2025-04-17
Factor	BBHA 9120D	Temp. / Humidity	24°C /57%
Polarity	Horizontal	Site / Test Engineer	AC1 / Todd
Test Mode	802.11be-40MHz_TX_CH 6_ANT 0+1	Test Voltage	AC 120V/60Hz

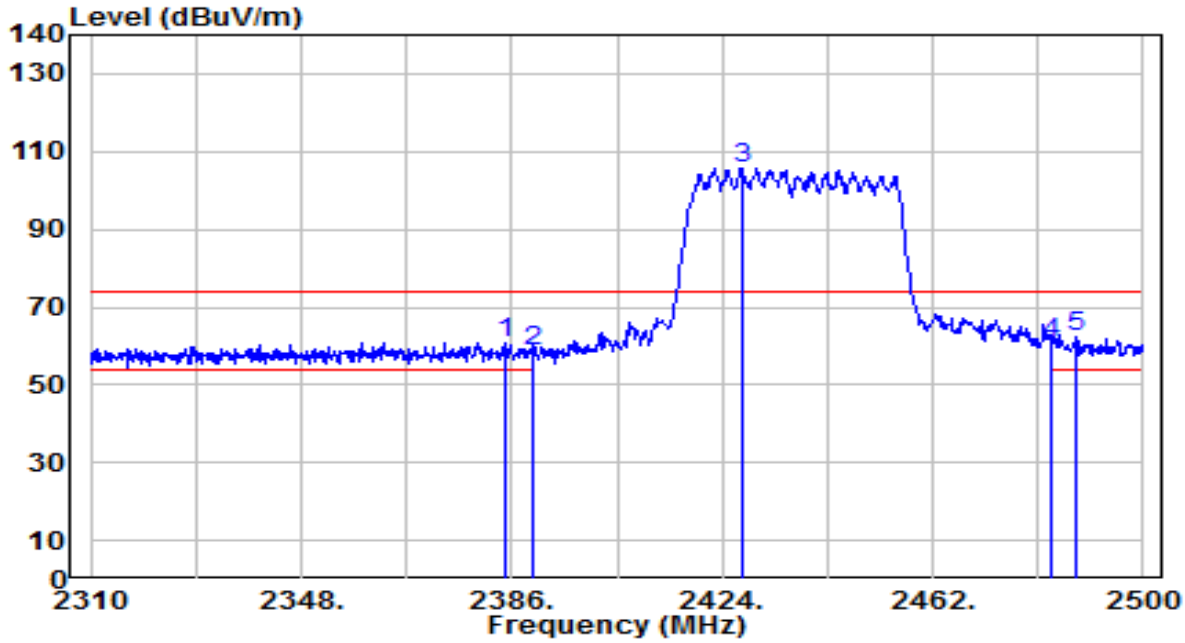

No		Frequency (MHz)	Reading (dBuV)	C.F (dB/m)	Measurement (dBuV/m)	Margin (dB)	Limit (dBuV/m)	Height (cm)	Angle (deg)	Remark (QP/PK/AV)
1		2384.670	28.27	32.71	60.98	-13.02	74.00	100	70	Peak
2		2390.000	26.00	32.73	58.73	-15.27	74.00	100	70	Peak
3		2427.420	73.01	32.87	105.89	N/A	N/A	100	70	Peak
4		2483.500	27.86	33.09	60.96	-13.04	74.00	100	70	Peak
5	*	2487.650	29.09	33.11	62.20	-11.80	74.00	100	70	Peak

Note:

1. " *", means this data is the worst emission level.
2. C.F (Correction Factor) = Antenna Factor (dB/m) + Cable Loss (dB).
3. Measurement (dBuV/m) = Reading(dBuV) + C.F (Correction Factor).
4. The emission levels of other frequencies are very lower than the limit and not show in test report.

EUT	BE3600 Dual-Band Wi-Fi 7 Router	Date of Test	2025-04-17
Factor	BBHA 9120D	Temp. / Humidity	24°C /57%
Polarity	Horizontal	Site / Test Engineer	AC1 / Todd
Test Mode	802.11be-40MHz_TX_CH 6_ANT 0+1	Test Voltage	AC 120V/60Hz

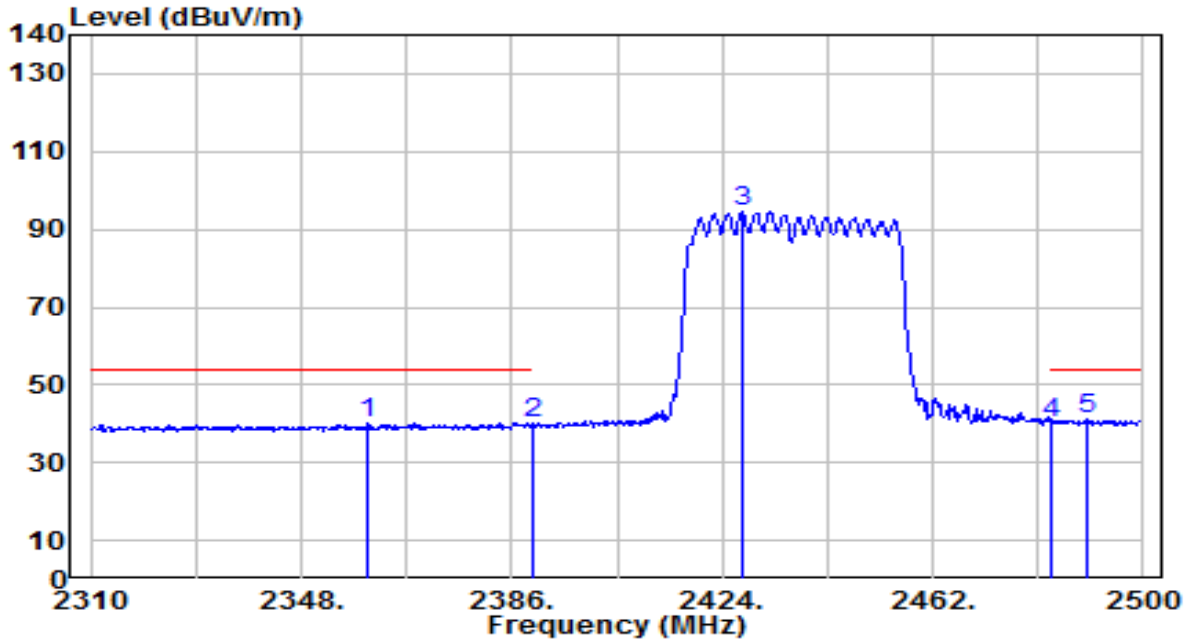

No		Frequency (MHz)	Reading (dBuV)	C.F (dB/m)	Measurement (dBuV/m)	Margin (dB)	Limit (dBuV/m)	Height (cm)	Angle (deg)	Remark (QP/PK/AV)
1		2360.160	7.61	32.61	40.22	-13.78	54.00	100	70	Average
2		2390.000	7.25	32.73	39.97	-14.03	54.00	100	70	Average
3		2427.800	61.50	32.88	94.37	N/A	N/A	100	70	Average
4		2483.500	7.29	33.09	40.38	-13.62	54.00	100	70	Average
5	*	2489.930	7.92	33.12	41.04	-12.96	54.00	100	70	Average

Note:

1. " *", means this data is the worst emission level.
2. C.F (Correction Factor) = Antenna Factor (dB/m) + Cable Loss (dB).
3. Measurement (dBuV/m) = Reading(dBuV) + C.F (Correction Factor).
4. The emission levels of other frequencies are very lower than the limit and not show in test report.

EUT	BE3600 Dual-Band Wi-Fi 7 Router	Date of Test	2025-04-17
Factor	BBHA 9120D	Temp. / Humidity	24°C /57%
Polarity	Vertical	Site / Test Engineer	AC1 / Todd
Test Mode	802.11be-40MHz_TX_CH 6_ANT 0+1	Test Voltage	AC 120V/60Hz

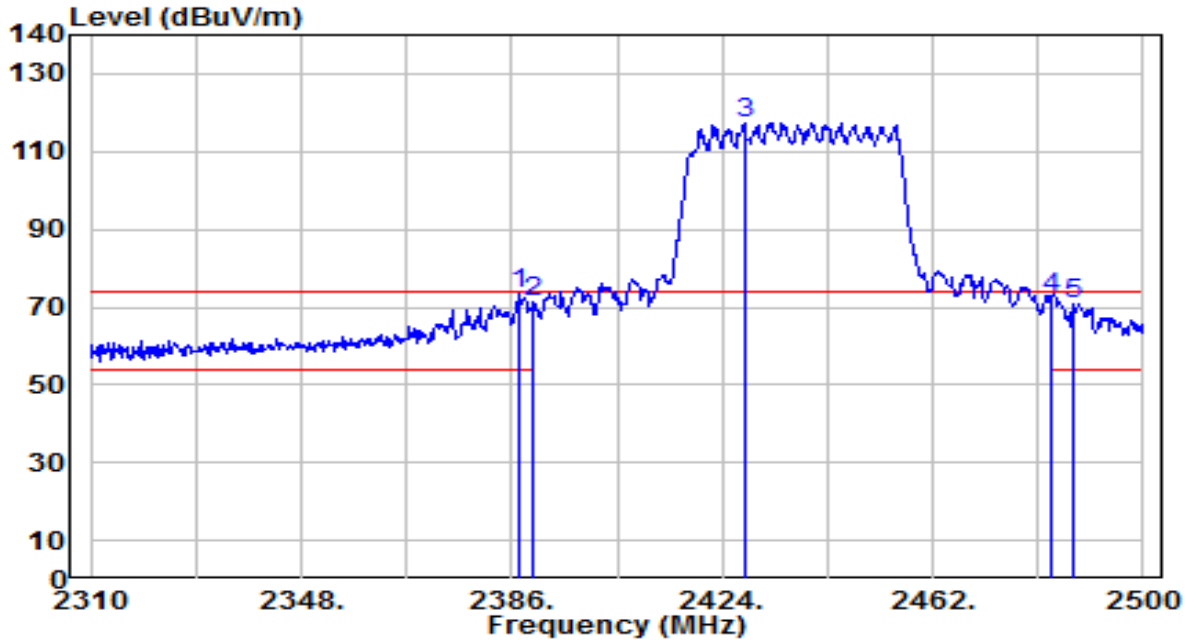

No		Frequency (MHz)	Reading (dBuV)	C.F (dB/m)	Measurement (dBuV/m)	Margin (dB)	Limit (dBuV/m)	Height (cm)	Angle (deg)	Remark (QP/PK/AV)
1	*	2387.520	40.47	32.72	73.19	-0.81	74.00	145	220	Peak
2		2390.000	38.38	32.73	71.11	-2.89	74.00	145	220	Peak
3		2427.990	84.65	32.88	117.52	N/A	N/A	145	220	Peak
4		2483.500	39.54	33.09	72.64	-1.36	74.00	145	220	Peak
5		2487.270	37.66	33.11	70.77	-3.23	74.00	145	220	Peak

Note:

1. " *", means this data is the worst emission level.
2. C.F (Correction Factor) = Antenna Factor (dB/m) + Cable Loss (dB).
3. Measurement (dBuV/m) = Reading(dBuV) + C.F (Correction Factor).
4. The emission levels of other frequencies are very lower than the limit and not show in test report.

EUT	BE3600 Dual-Band Wi-Fi 7 Router	Date of Test	2025-04-17
Factor	BBHA 9120D	Temp. / Humidity	24°C /57%
Polarity	Vertical	Site / Test Engineer	AC1 / Todd
Test Mode	802.11be-40MHz_TX_CH 6_ANT 0+1	Test Voltage	AC 120V/60Hz

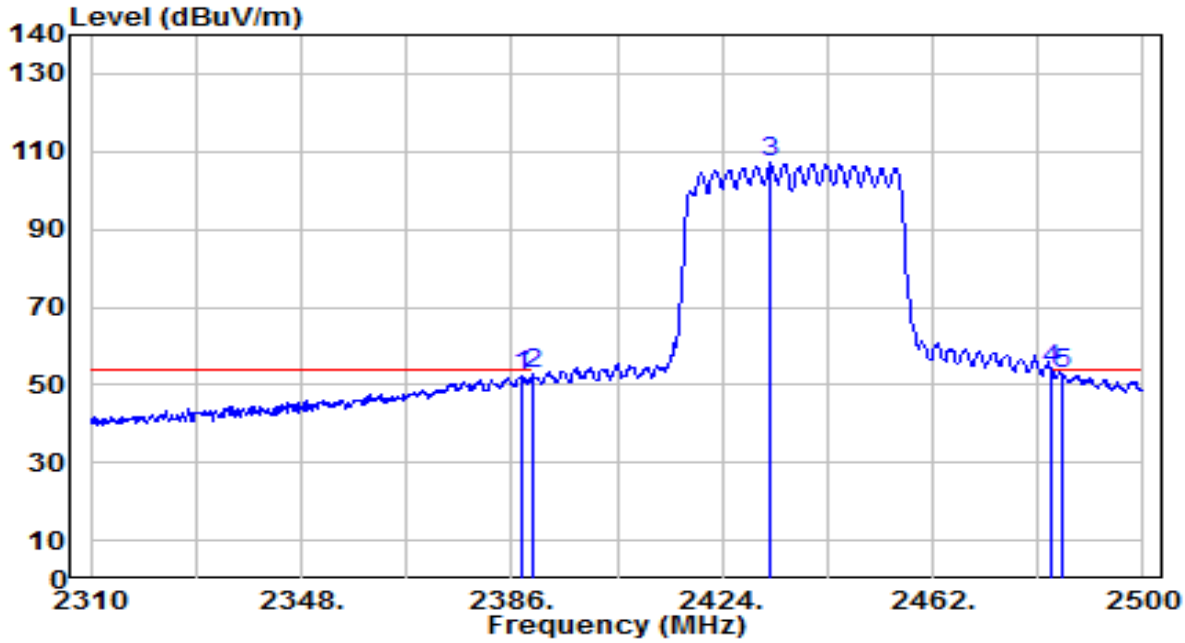

No		Frequency (MHz)	Reading (dBuV)	C.F (dB/m)	Measurement (dBuV/m)	Margin (dB)	Limit (dBuV/m)	Height (cm)	Angle (deg)	Remark (QP/PK/AV)
1		2387.900	19.68	32.72	52.40	-1.60	54.00	145	220	Average
2		2390.000	19.97	32.73	52.70	-1.30	54.00	145	220	Average
3		2432.740	74.17	32.90	107.07	N/A	N/A	145	220	Average
4	*	2483.500	20.61	33.09	53.71	-0.29	54.00	145	220	Average
5		2485.560	19.83	33.10	52.93	-1.07	54.00	145	220	Average

Note:

1. " *", means this data is the worst emission level.
2. C.F (Correction Factor) = Antenna Factor (dB/m) + Cable Loss (dB).
3. Measurement (dBuV/m) = Reading(dBuV) + C.F (Correction Factor).
4. The emission levels of other frequencies are very lower than the limit and not show in test report.

EUT	BE3600 Dual-Band Wi-Fi 7 Router	Date of Test	2025-04-17
Factor	BBHA 9120D	Temp. / Humidity	24°C /57%
Polarity	Horizontal	Site / Test Engineer	AC1 / Todd
Test Mode	802.11be-40MHz_TX_CH 9_ANT 0+1	Test Voltage	AC 120V/60Hz

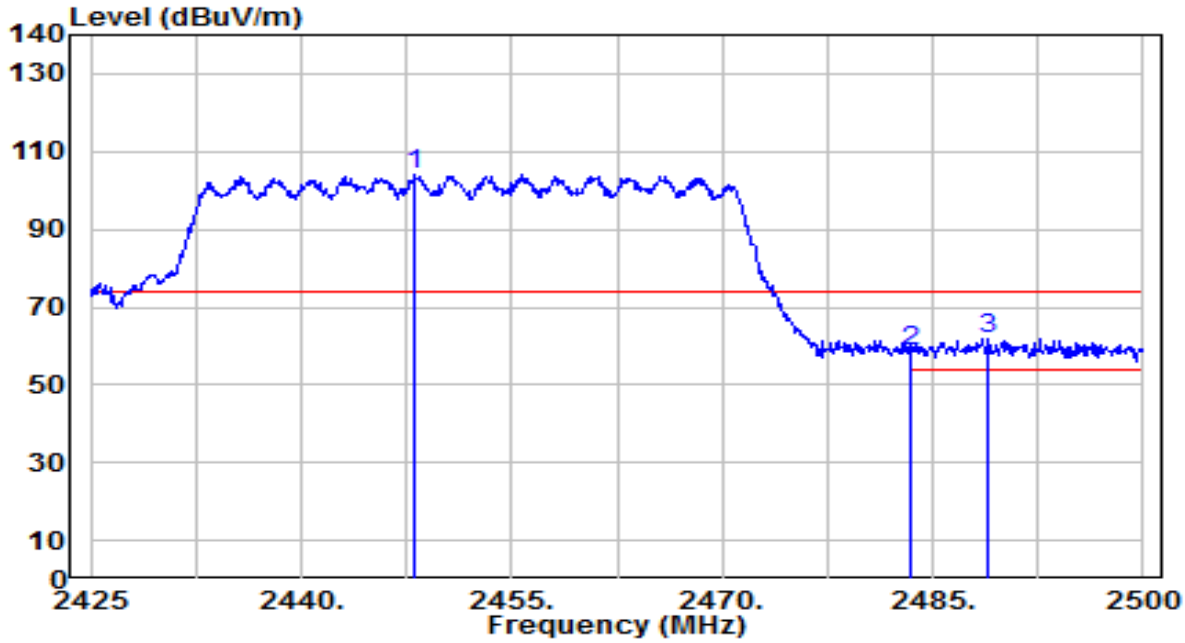

No		Frequency (MHz)	Reading (dBuV)	C.F (dB/m)	Measurement (dBuV/m)	Margin (dB)	Limit (dBuV/m)	Height (cm)	Angle (deg)	Remark (QP/PK/AV)
1		2448.100	71.16	32.96	104.12	N/A	N/A	100	215	Peak
2		2483.500	25.41	33.09	58.51	-15.49	74.00	100	215	Peak
3	*	2488.975	28.79	33.12	61.91	-12.09	74.00	100	215	Peak

Note:

1. " *", means this data is the worst emission level.
2. C.F (Correction Factor) = Antenna Factor (dB/m) + Cable Loss (dB).
3. Measurement (dBuV/m) = Reading(dBuV) + C.F (Correction Factor).
4. The emission levels of other frequencies are very lower than the limit and not show in test report.

EUT	BE3600 Dual-Band Wi-Fi 7 Router	Date of Test	2025-04-17
Factor	BBHA 9120D	Temp. / Humidity	24°C /57%
Polarity	Horizontal	Site / Test Engineer	AC1 / Todd
Test Mode	802.11be-40MHz_TX_CH 9_ANT 0+1	Test Voltage	AC 120V/60Hz

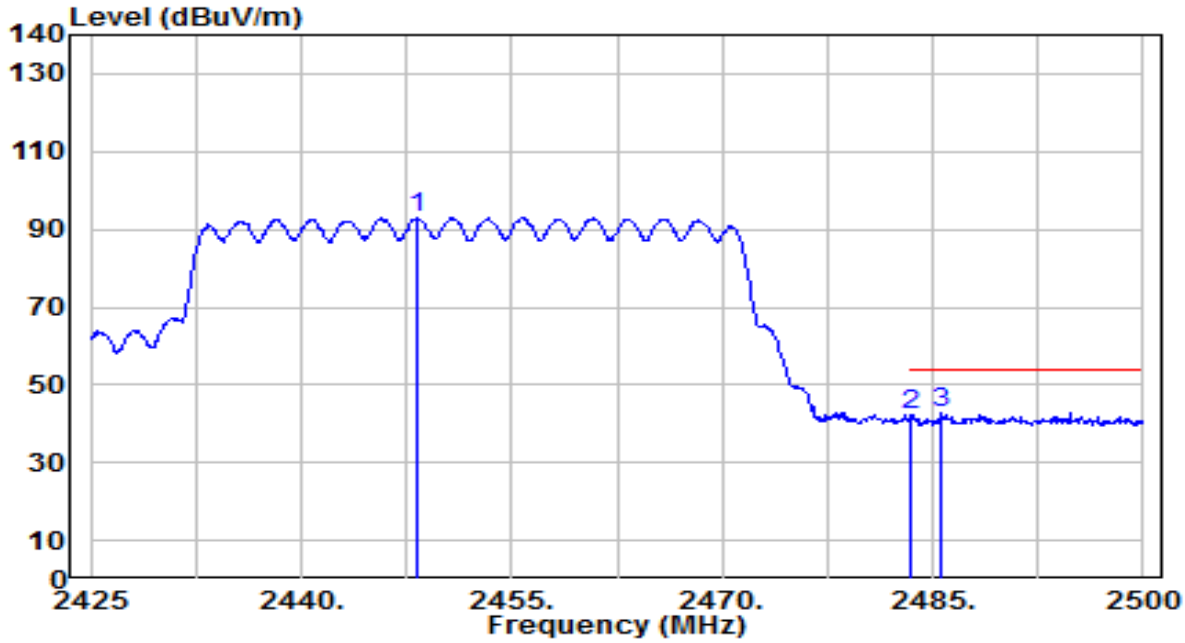

No		Frequency (MHz)	Reading (dBuV)	C.F (dB/m)	Measurement (dBuV/m)	Margin (dB)	Limit (dBuV/m)	Height (cm)	Angle (deg)	Remark (QP/PK/AV)
1		2448.325	60.04	32.96	93.00	N/A	N/A	100	215	Average
2		2483.500	9.18	33.09	42.28	-11.72	54.00	100	215	Average
3	*	2485.675	9.69	33.10	42.80	-11.20	54.00	100	215	Average

Note:

1. " *", means this data is the worst emission level.
2. C.F (Correction Factor) = Antenna Factor (dB/m) + Cable Loss (dB).
3. Measurement (dBuV/m) = Reading(dBuV) + C.F (Correction Factor).
4. The emission levels of other frequencies are very lower than the limit and not show in test report.

EUT	BE3600 Dual-Band Wi-Fi 7 Router	Date of Test	2025-04-17
Factor	BBHA 9120D	Temp. / Humidity	24°C /57%
Polarity	Vertical	Site / Test Engineer	AC1 / Todd
Test Mode	802.11be-40MHz_TX_CH 9_ANT 0+1	Test Voltage	AC 120V/60Hz

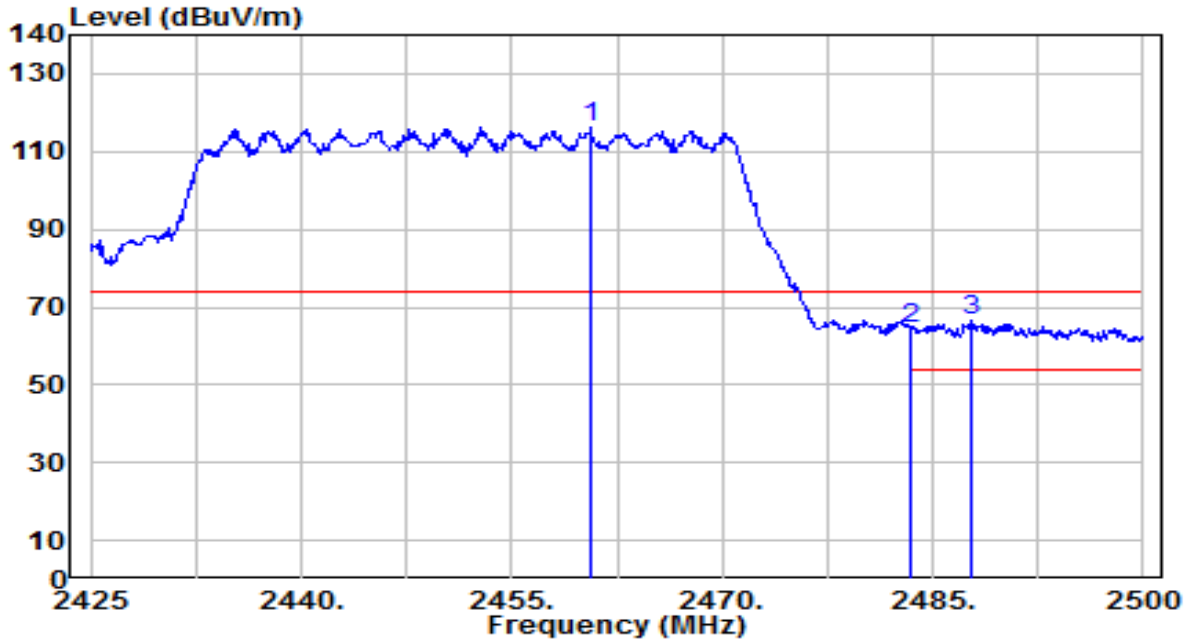

No		Frequency (MHz)	Reading (dBuV)	C.F (dB/m)	Measurement (dBuV/m)	Margin (dB)	Limit (dBuV/m)	Height (cm)	Angle (deg)	Remark (QP/PK/AV)
1		2460.625	83.31	33.00	116.32	N/A	N/A	165	220	Peak
2		2483.500	31.38	33.09	64.48	-9.52	74.00	165	220	Peak
3	*	2487.775	33.62	33.11	66.74	-7.26	74.00	165	220	Peak

Note:

1. " *", means this data is the worst emission level.
2. C.F (Correction Factor) = Antenna Factor (dB/m) + Cable Loss (dB).
3. Measurement (dBuV/m) = Reading(dBuV) + C.F (Correction Factor).
4. The emission levels of other frequencies are very lower than the limit and not show in test report.

EUT	BE3600 Dual-Band Wi-Fi 7 Router	Date of Test	2025-04-17
Factor	BBHA 9120D	Temp. / Humidity	24°C /57%
Polarity	Vertical	Site / Test Engineer	AC1 / Todd
Test Mode	802.11be-40MHz_TX_CH 9_ANT 0+1	Test Voltage	AC 120V/60Hz

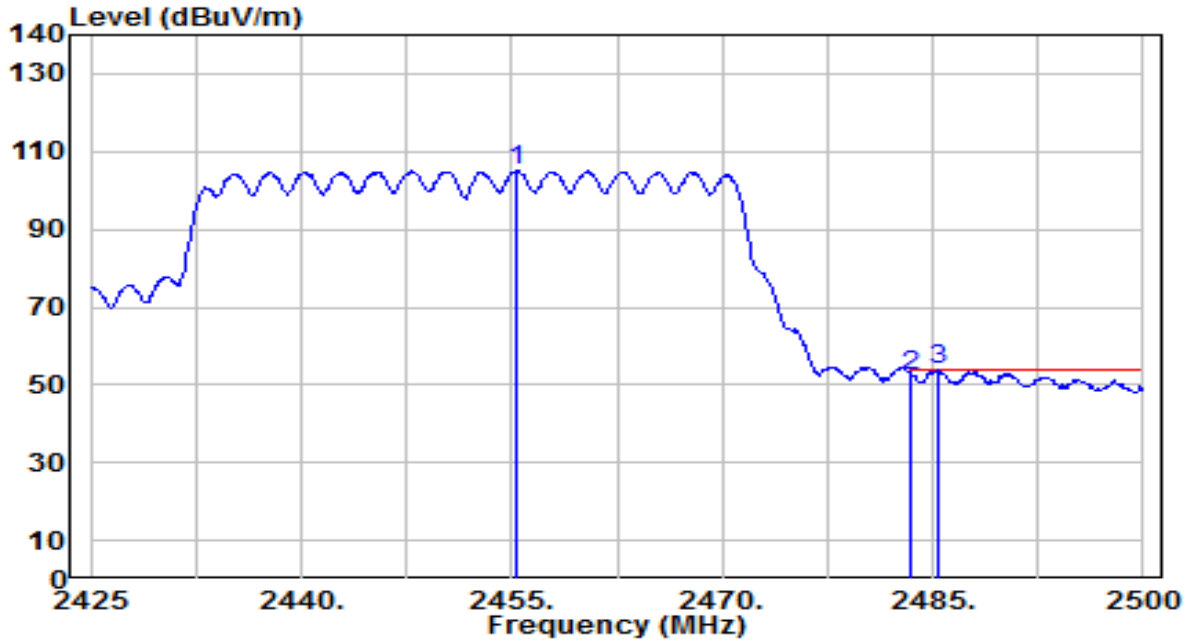

No		Frequency (MHz)	Reading (dBuV)	C.F (dB/m)	Measurement (dBuV/m)	Margin (dB)	Limit (dBuV/m)	Height (cm)	Angle (deg)	Remark (QP/PK/AV)
1		2455.300	72.10	32.98	105.09	N/A	N/A	165	220	Average
2		2483.500	19.31	33.09	52.41	-1.59	54.00	165	220	Average
3	*	2485.450	20.65	33.10	53.75	-0.25	54.00	165	220	Average

Note:

1. " *", means this data is the worst emission level.
2. C.F (Correction Factor) = Antenna Factor (dB/m) + Cable Loss (dB).
3. Measurement (dBuV/m) = Reading(dBuV) + C.F (Correction Factor).
4. The emission levels of other frequencies are very lower than the limit and not show in test report.

7.8. AC Conducted Emissions Measurement

7.8.1.Test Limit

FCC Part 15 Subpart C Paragraph 15.207 Limits		
Frequency (MHz)	QP (dBuV)	AV (dBuV)
0.15 - 0.50	66 - 56	56 - 46
0.50 - 5.0	56	46
5.0 - 30	60	50

Note 1: The lower limit shall apply at the transition frequencies.

Note 2: The limit decreases linearly with the logarithm of the frequency in the range 0.15MHz to 0.5MHz.

7.8.2.Test Setup

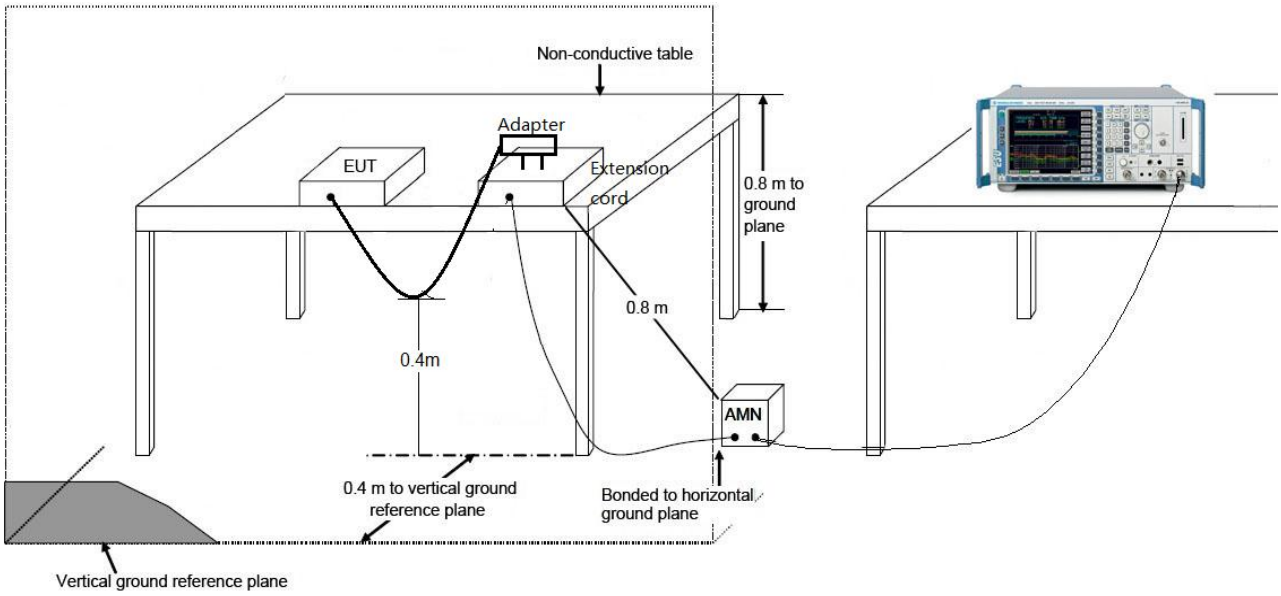

7.8.3.Test Result

EUT	BE3600 Dual-Band Wi-Fi 7 Router	Date of Test	2025-04-30
Factor	CE_ENV216-L1 (Filter ON)	Temp. / Humidity	24.8°C /55%
Polarity	Line1	Site / Test Engineer	SR2 / Ryan
Test Mode	802.11n-20MHz_TX_CH6_Ant 0+1	Test Voltage	AC 120V/60Hz

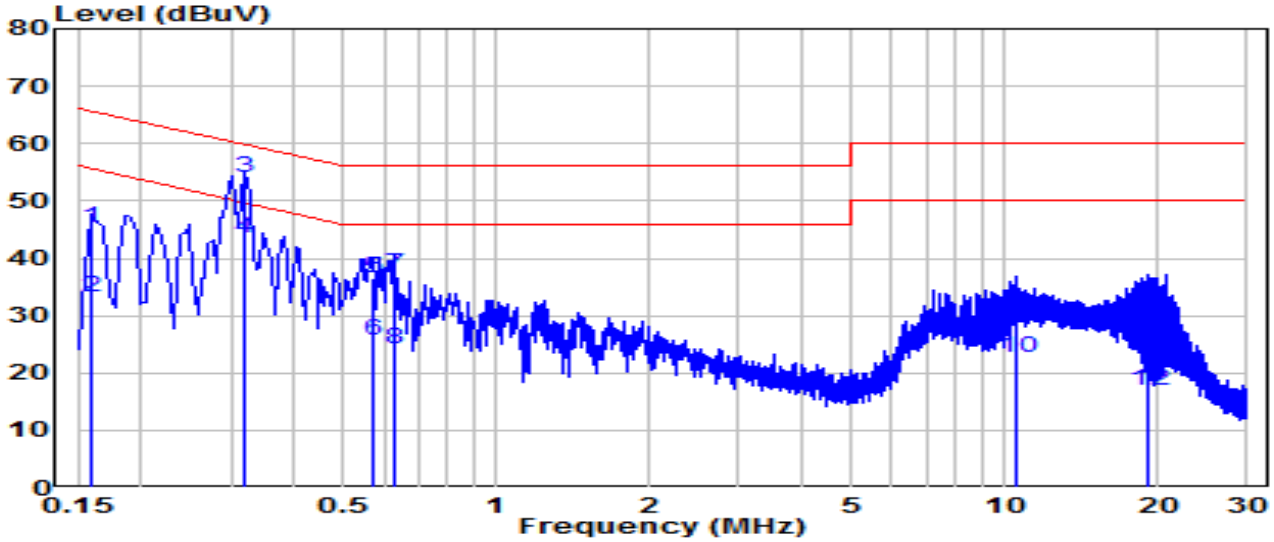

No		Frequency (MHz)	Reading (dBuV)	C.F (dB)	Measurement (dBuV)	Margin (dB)	Limit (dBuV)	Remark (QP/PK/AV)
1		0.159	35.56	9.63	45.19	-20.33	65.52	QP
2		0.159	23.50	9.63	33.13	-22.39	55.52	Average
3	*	0.321	44.41	9.63	54.04	-5.64	59.68	QP
4	*	0.321	33.95	9.63	43.58	-6.10	49.68	Average
5		0.568	26.97	9.65	36.61	-19.39	56.00	QP
6		0.568	16.14	9.65	25.78	-20.22	46.00	Average
7		0.631	27.59	9.65	37.24	-18.76	56.00	QP
8		0.631	14.64	9.65	24.29	-21.71	46.00	Average
9		10.490	18.66	9.87	28.53	-31.47	60.00	QP
10		10.490	12.63	9.87	22.50	-27.50	50.00	Average
11		19.125	20.04	9.93	29.97	-30.03	60.00	QP
12		19.125	7.05	9.93	16.98	-33.02	50.00	Average

Note:

1. " *", means this data is the worst emission level.
2. C.F (Correction Factor) = LISN Factor (dB)+ Cable Loss (dB).
3. Measurement (dBuV) = Reading(dBuV) + C.F (Correction Factor).

EUT	BE3600 Dual-Band Wi-Fi 7 Router	Date of Test	2025-04-30
Factor	CE_ENV216-N (Filter ON)	Temp. / Humidity	24.8°C /55%
Polarity	Neutral	Site / Test Engineer	SR2 / Ryan
Test Mode	802.11n-20MHz_TX_CH6_Ant 0+1	Test Voltage	AC 120V/60Hz

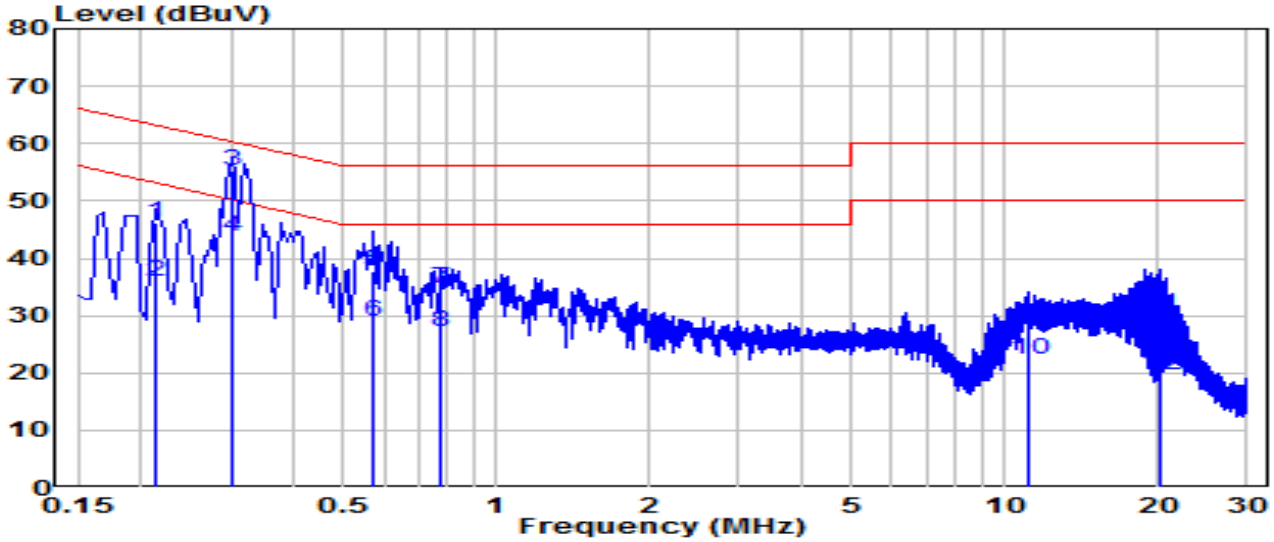

No		Frequency (MHz)	Reading (dBuV)	C.F (dB)	Measurement (dBuV)	Margin (dB)	Limit (dBuV)	Remark (QP/PK/AV)
1		0.213	36.43	9.62	46.06	-17.03	63.09	QP
2		0.213	26.34	9.62	35.96	-17.13	53.09	Average
3	*	0.303	45.74	9.63	55.36	-4.80	60.16	QP
4	*	0.303	34.15	9.63	43.77	-6.39	50.16	Average
5		0.573	28.22	9.65	37.86	-18.14	56.00	QP
6		0.573	19.47	9.65	29.12	-16.88	46.00	Average
7		0.780	25.15	9.66	34.80	-21.20	56.00	QP
8		0.780	17.60	9.66	27.26	-18.74	46.00	Average
9		11.214	18.15	9.88	28.03	-31.97	60.00	QP
10		11.214	12.41	9.88	22.29	-27.71	50.00	Average
11		20.150	20.22	9.98	30.21	-29.80	60.00	QP
12		20.150	9.72	9.98	19.70	-30.30	50.00	Average

Note:

1. " *", means this data is the worst emission level.
2. C.F (Correction Factor) = LISN Factor (dB)+ Cable Loss (dB).
3. Measurement (dBuV) = Reading(dBuV) + C.F (Correction Factor).

8. CONCLUSION

The data collected relate only the item(s) tested and show that the device is compliance with Part 15C of the FCC Rules.

Appendix A : Test Setup Photograph

Refer to “2504TW0110-UT” file.

Appendix B : External Photograph

Refer to “2504TW0110-UE” file.

Appendix C : Internal Photograph

Refer to “2504TW0110-UI” file.

The End