802.11 g CH01 (2412MHz)

802.11 g CH01 (2412MHz)

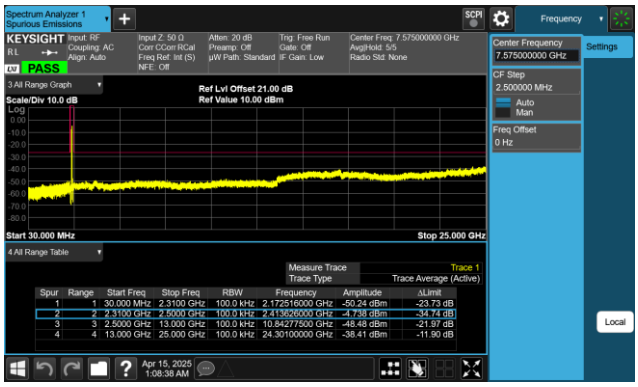

802.11 g CH06 (2437MHz)

802.11 g CH06 (2437MHz)

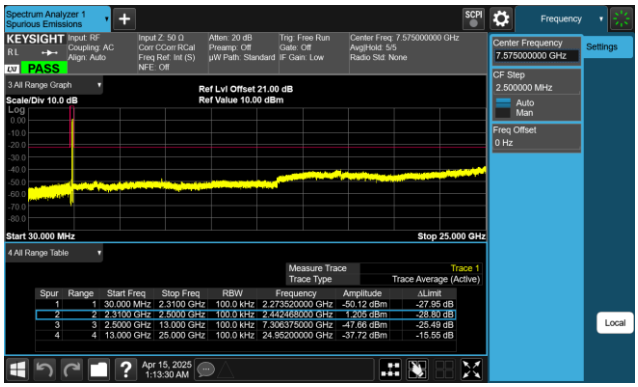

802.11 g CH11 (2462MHz)

802.11 g CH11 (2462MHz)

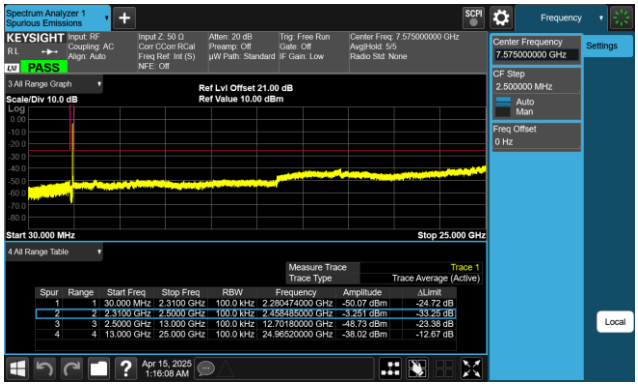

802.11 n20 CH01 (2412MHz)	802.11 n20 CH01 (2412MHz)
	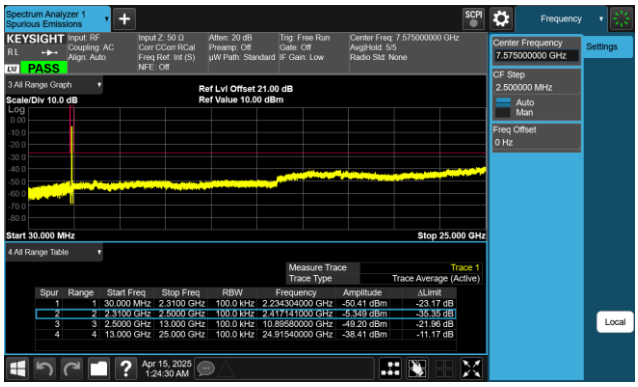
802.11 n20 CH06 (2437MHz)	**802.11 n20 CH06 (2437MHz)**
	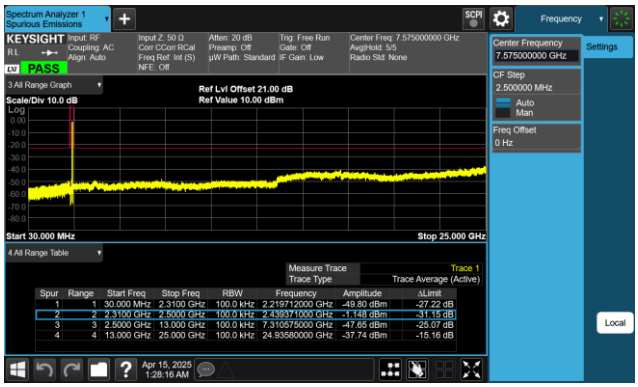
802.11 n20 CH11 (2462MHz)	**802.11 n20 CH11 (2462MHz)**
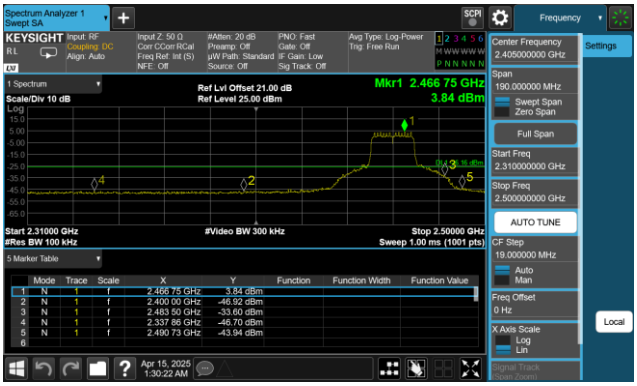	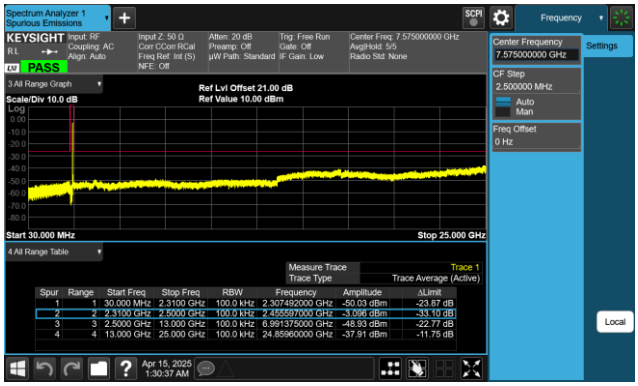

7.6. Radiated Spurious Emission Measurement

7.6.1.Test Limit

All out of band emissions appearing in a restricted band as specified in Section 15.205 of the Title 47CFR must not exceed the limits shown in Table per Section 15.209.

FCC Part 15 Subpart C Paragraph 15.209		
Frequency [MHz]	Field Strength [Uv/m]	Measured Distance [Meters]
0.009 - 0.490	2400/F (kHz)	300
0.490 - 1.705	24000/F (kHz)	30
1.705 - 30	30	30
30 - 88	100	3
88 - 216	150	3
216 - 960	200	3
Above 960	500	3

7.6.2.Test Procedure Used

ANSI C63.10 - 2013 Section 6.3 (General Requirements)

ANSI C63.10 - 2013 Section 6.4 (Standard test method below 30MHz)

ANSI C63.10 - 2013 Section 6.5 (Standard test method above 30MHz to 1GHz)

ANSI C63.10 - 2013 Section 6.6 (Standard test method above 1GHz)

7.6.3.Test Setting

Table 1 - RBW as a function of frequency

Frequency	RBW
9 ~ 150 kHz	200 ~ 300 Hz
0.15 ~ 30 MHz	9 ~ 10 kHz
30 ~ 1000 MHz	100 ~ 120 kHz
> 1000MHz	1MHz

Quasi-Peak Measurements below 1GHz

1. Analyzer center frequency was set to the frequency of the radiated spurious emission of interest

2. Span was set greater than 1MHz

3. RBW = as specified in Table 1

4. Detector = CISPR quasi-peak

5. Sweep time = auto couple

6. Trace was allowed to stabilize

Peak Measurements above 1GHz

1. Analyzer center frequency was set to the frequency of the radiated spurious emission of interest

2. RBW = 1MHz

3. VBW = 3MHz

4. Detector = peak

5. Sweep time = auto couple

6. Trace mode = max hold

7. Trace was allowed to stabilize

Average Measurements above 1GHz (Method VB)

1. Analyzer center frequency was set to the frequency of the radiated spurious emission of interest

2. RBW = 1MHz

3. VBW; If the EUT is configured to transmit with duty cycle ≥ 98%, set VBW = 10 Hz.

If the EUT duty cycle is < 98%, set VBW ≥ 1/T. T is the minimum transmission duration.

4. Detector = Peak

5. Sweep time = auto

6. Trace mode = max hold

7. Trace was allowed to stabilize

7.6.4.Test Setup

Below 1GHz Test Setup:

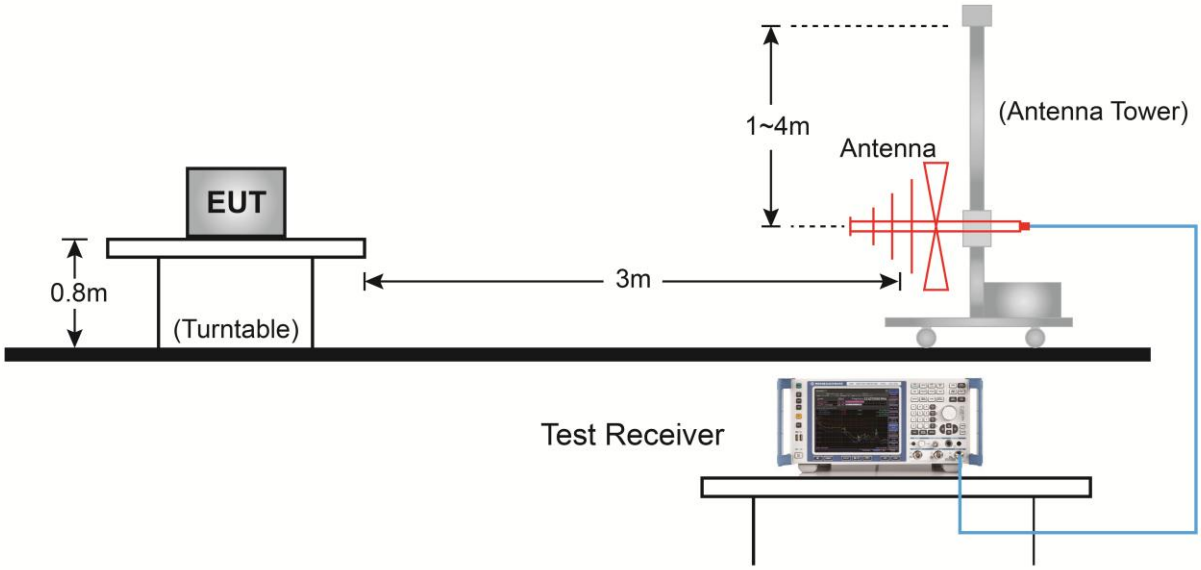

Above 1GHz Test Setup:

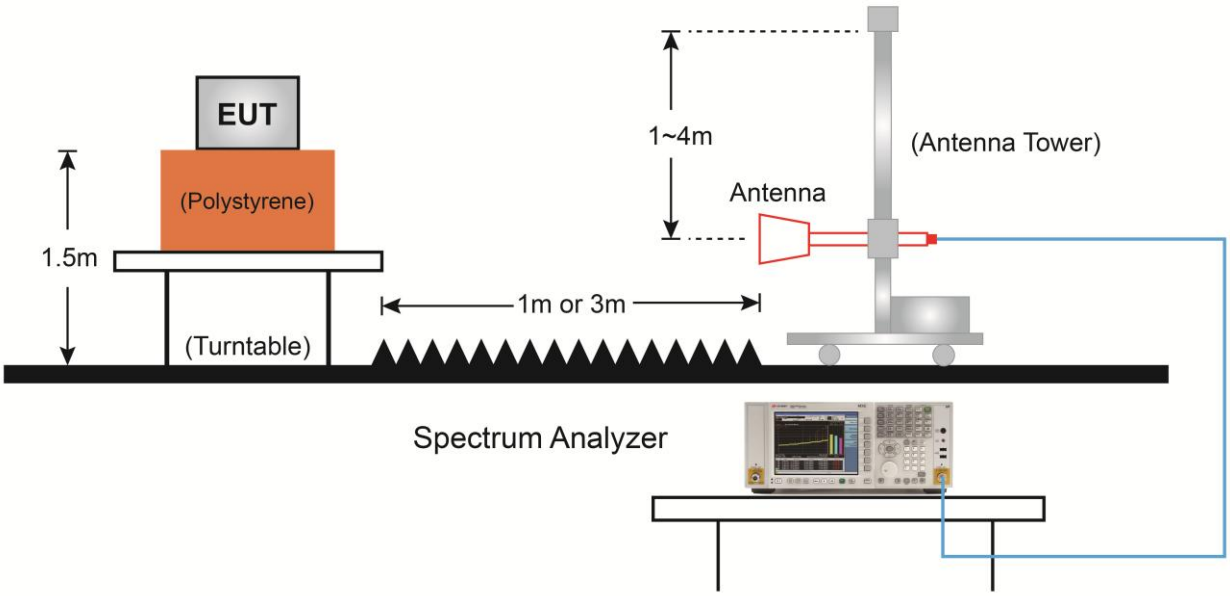

7.6.5.Test Result

EUT	Indoor/Outdoor Dual Lens Pan/Tilt Security Camera	Date of Test	2025-03-24
Factor	VULB 9162	Temp. / Humidity	22°C /51%
Polarity	Horizontal	Site / Test Engineer	AC1 / Tim
Test Mode	802.11n-20_TX_CH 6_ANT 0	Test Voltage	AC 120V/60Hz

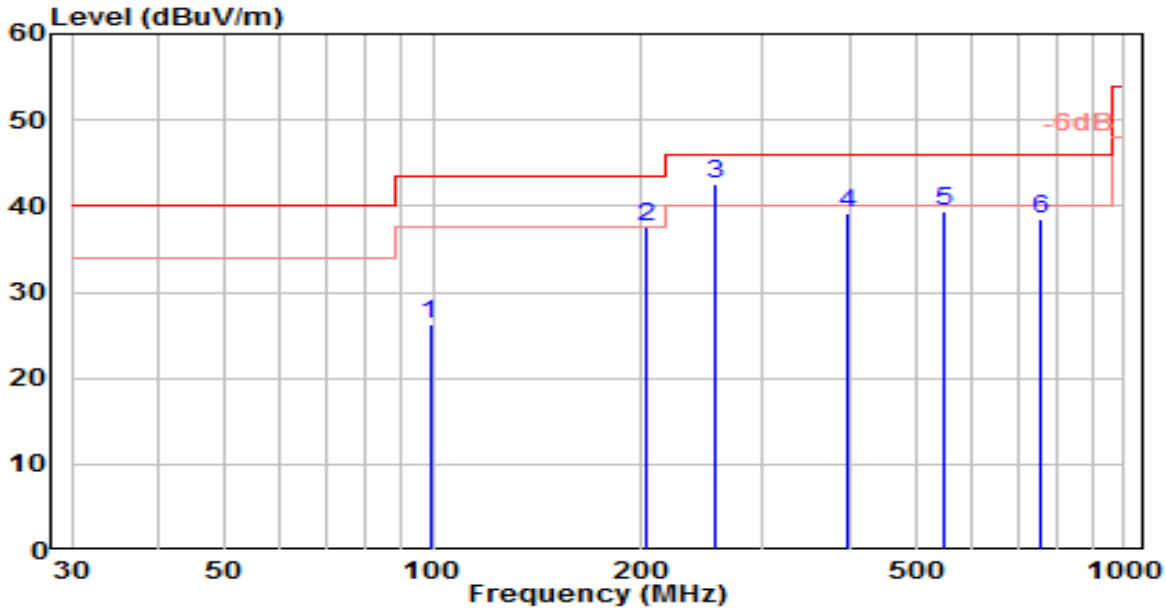

No		Frequency (MHz)	Reading (dBuV)	C.F (dB/m)	Measurement (dBuV/m)	Margin (dB)	Limit (dBuV/m)	Height (cm)	Angle (deg)	Remark (QP/PK/AV)
1		98.933	7.67	18.70	26.37	-17.13	43.50	150	285	QP
2		204.197	19.02	18.45	37.47	-6.03	43.50	150	70	QP
3	*	255.069	22.15	20.49	42.64	-3.36	46.00	100	280	QP
4		398.432	15.44	23.78	39.22	-6.78	46.00	100	55	QP
5		546.596	13.33	26.05	39.39	-6.61	46.00	150	40	QP
6		757.326	8.88	29.67	38.54	-7.46	46.00	100	330	QP

Note:

1. " *", means this data is the worst emission level.
2. C.F (Correction Factor) = Antenna Factor (dB/m) + Cable Loss (dB).
3. Measurement (dBuV/m) = Reading(dBuV) + C.F (Correction Factor).
4. The emission levels of other frequencies are very lower than the limit and not show in test report.
5. The amplitude of radiated emissions (frequency range from 9kHz to 30MHz) is that proximity to ambient noise, which also are attenuated more than 20dB below the permissible value. Therefore, the data is not presented in the report.

EUT	Indoor/Outdoor Dual Lens Pan/Tilt Security Camera	Date of Test	2025-03-24
Factor	VULB 9162	Temp. / Humidity	22°C /51%
Polarity	Vertical	Site / Test Engineer	AC1 / Tim
Test Mode	802.11n-20_TX_CH 6_ANT 0	Test Voltage	AC 120V/60Hz

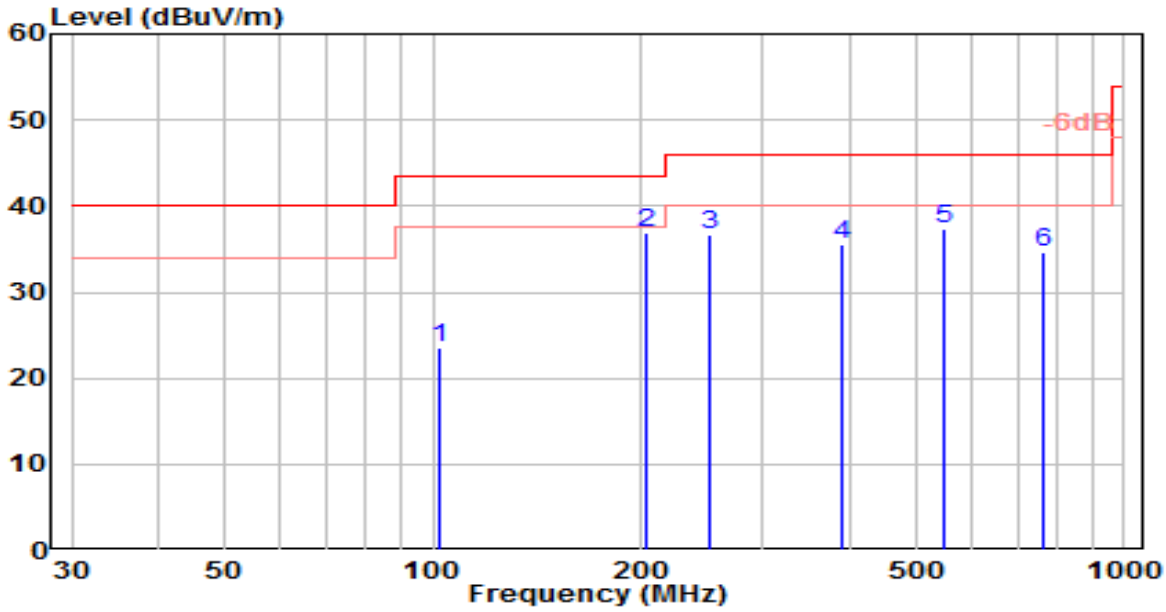

No		Frequency (MHz)	Reading (dBuV)	C.F (dB/m)	Measurement (dBuV/m)	Margin (dB)	Limit (dBuV/m)	Height (cm)	Angle (deg)	Remark (QP/PK/AV)
1		102.254	4.75	18.86	23.60	-19.90	43.50	100	250	QP
2	*	203.906	18.44	18.46	36.90	-6.60	43.50	100	120	QP
3		251.843	16.27	20.45	36.73	-9.27	46.00	150	335	QP
4		392.255	11.92	23.68	35.61	-10.39	46.00	100	210	QP
5		549.323	11.29	26.09	37.38	-8.62	46.00	150	5	QP
6		761.014	4.95	29.70	34.65	-11.35	46.00	150	200	QP

Note:

1. " *", means this data is the worst emission level.
2. C.F (Correction Factor) = Antenna Factor (dB/m) + Cable Loss (dB).
3. Measurement (dBuV/m) = Reading(dBuV) + C.F (Correction Factor).
4. The emission levels of other frequencies are very lower than the limit and not show in test report.
5. The amplitude of radiated emissions (frequency range from 9kHz to 30MHz) is that proximity to ambient noise, which also are attenuated more than 20dB below the permissible value. Therefore, the data is not presented in the report.

EUT	Indoor/Outdoor Dual Lens Pan/Tilt Security Camera	Date of Test	2025-03-31
Factor	VULB 9162	Temp. / Humidity	22°C /51%
Polarity	Horizontal	Site / Test Engineer	AC1 / Tim
Test Mode	802.11n-20_TX_CH 6_ANT 1	Test Voltage	AC 120V/60Hz

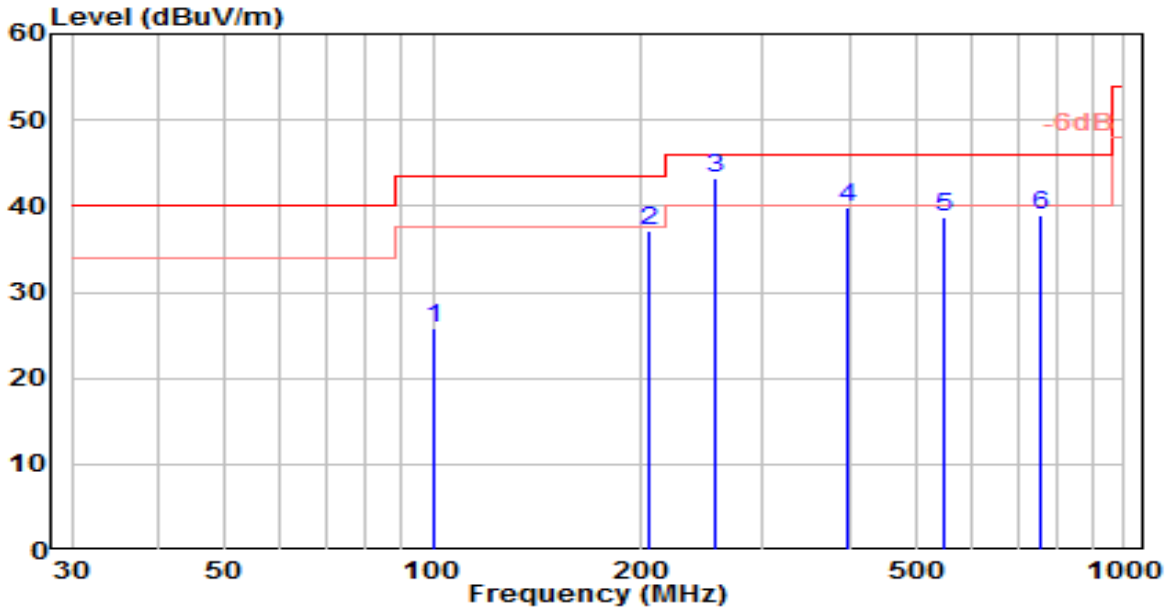

No		Frequency (MHz)	Reading (dBuV)	C.F (dB/m)	Measurement (dBuV/m)	Margin (dB)	Limit (dBuV/m)	Height (cm)	Angle (deg)	Remark (QP/PK/AV)
1		100.268	6.83	18.89	25.72	-17.78	43.50	150	285	QP
2		205.631	18.62	18.41	37.03	-6.47	43.50	150	70	QP
3	*	256.737	22.68	20.51	43.19	-2.81	46.00	100	280	QP
4		396.686	16.12	23.75	39.88	-6.12	46.00	100	55	QP
5		548.455	12.69	26.08	38.76	-7.24	46.00	150	40	QP
6		755.652	9.31	29.65	38.96	-7.04	46.00	100	330	QP

Note:

1. " *", means this data is the worst emission level.
2. C.F (Correction Factor) = Antenna Factor (dB/m) + Cable Loss (dB).
3. Measurement (dBuV/m) = Reading(dBuV) + C.F (Correction Factor).
4. The emission levels of other frequencies are very lower than the limit and not show in test report.
5. The amplitude of radiated emissions (frequency range from 9kHz to 30MHz) is that proximity to ambient noise, which also are attenuated more than 20dB below the permissible value. Therefore, the data is not presented in the report.

EUT	Indoor/Outdoor Dual Lens Pan/Tilt Security Camera	Date of Test	2025-03-31
Factor	VULB 9162	Temp. / Humidity	22°C /51%
Polarity	Vertical	Site / Test Engineer	AC1 / Tim
Test Mode	802.11n-20_TX_CH 6_ANT 1	Test Voltage	AC 120V/60Hz

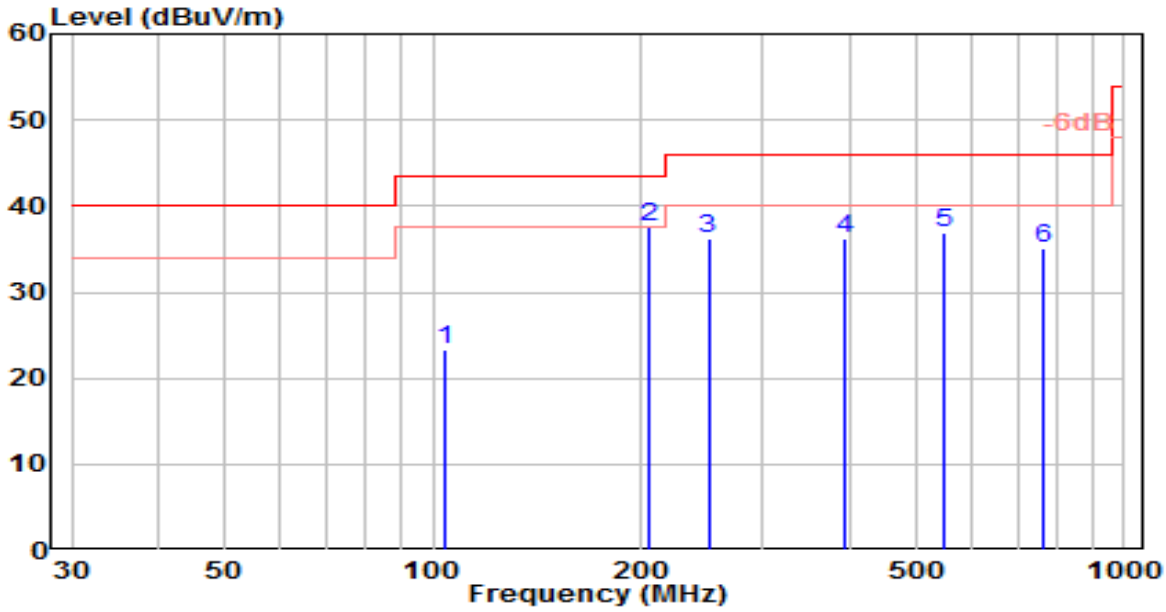

No		Frequency (MHz)	Reading (dBuV)	C.F (dB/m)	Measurement (dBuV/m)	Margin (dB)	Limit (dBuV/m)	Height (cm)	Angle (deg)	Remark (QP/PK/AV)
1		104.019	4.45	18.83	23.27	-20.23	43.50	100	250	QP
2	*	205.764	19.23	18.41	37.64	-5.86	43.50	100	120	QP
3		250.179	15.83	20.43	36.26	-9.74	46.00	150	335	QP
4		393.911	12.42	23.71	36.13	-9.87	46.00	100	210	QP
5		547.640	10.77	26.07	36.84	-9.16	46.00	150	5	QP
6		762.836	5.48	29.72	35.20	-10.80	46.00	150	200	QP

Note:

1. " *", means this data is the worst emission level.
2. C.F (Correction Factor) = Antenna Factor (dB/m) + Cable Loss (dB).
3. Measurement (dBuV/m) = Reading(dBuV) + C.F (Correction Factor).
4. The emission levels of other frequencies are very lower than the limit and not show in test report.
5. The amplitude of radiated emissions (frequency range from 9kHz to 30MHz) is that proximity to ambient noise, which also are attenuated more than 20dB below the permissible value. Therefore, the data is not presented in the report.

EUT	Indoor/Outdoor Dual Lens Pan/Tilt Security Camera	Date of Test	2025-03-25
Factor	BBHA 9120D	Temp. / Humidity	24°C /52%
Polarity	Horizontal	Site / Test Engineer	AC1 / Todd
Test Mode	802.11b_TX_CH 1_ANT 0	Test Voltage	AC 120V/60Hz

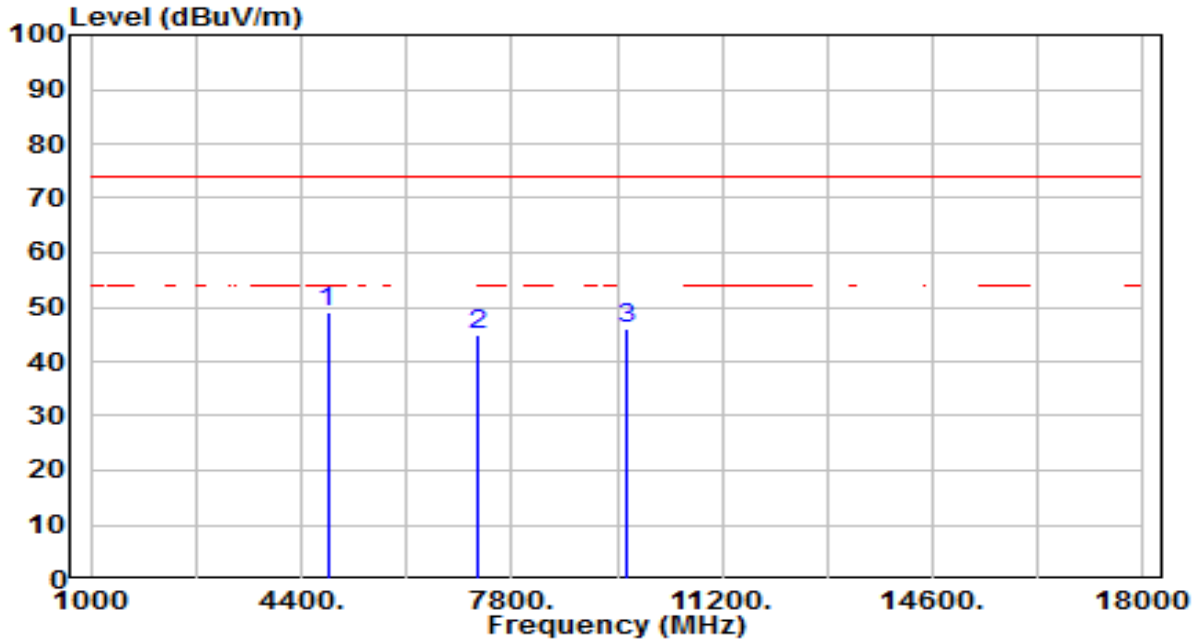

No		Frequency (MHz)	Reading (dBuV)	C.F (dB/m)	Measurement (dBuV/m)	Margin (dB)	Limit (dBuV/m)	Height (cm)	Angle (deg)	Remark (QP/PK/AV)
1	*	4824.000	45.56	3.39	48.95	-25.05	74.00	100	360	Peak
2		7236.000	33.74	11.33	45.07	-28.93	74.00	100	105	Peak
3		9648.000	31.03	15.09	46.12	-27.88	74.00	100	126	Peak

Note:

1. " *", means this data is the worst emission level.
2. C.F (Correction Factor) = Antenna Factor (dB/m) + Cable Loss (dB) – Preamplifier(dB).
3. Measurement (dBuV/m) = Reading(dBuV) + C.F (Correction Factor).
4. The emission levels of other frequencies are very lower than the limit and not show in test report.

EUT	Indoor/Outdoor Dual Lens Pan/Tilt Security Camera	Date of Test	2025-03-25
Factor	BBHA 9120D	Temp. / Humidity	24°C /52%
Polarity	Vertical	Site / Test Engineer	AC1 / Todd
Test Mode	802.11b_TX_CH 1_ANT 0	Test Voltage	AC 120V/60Hz

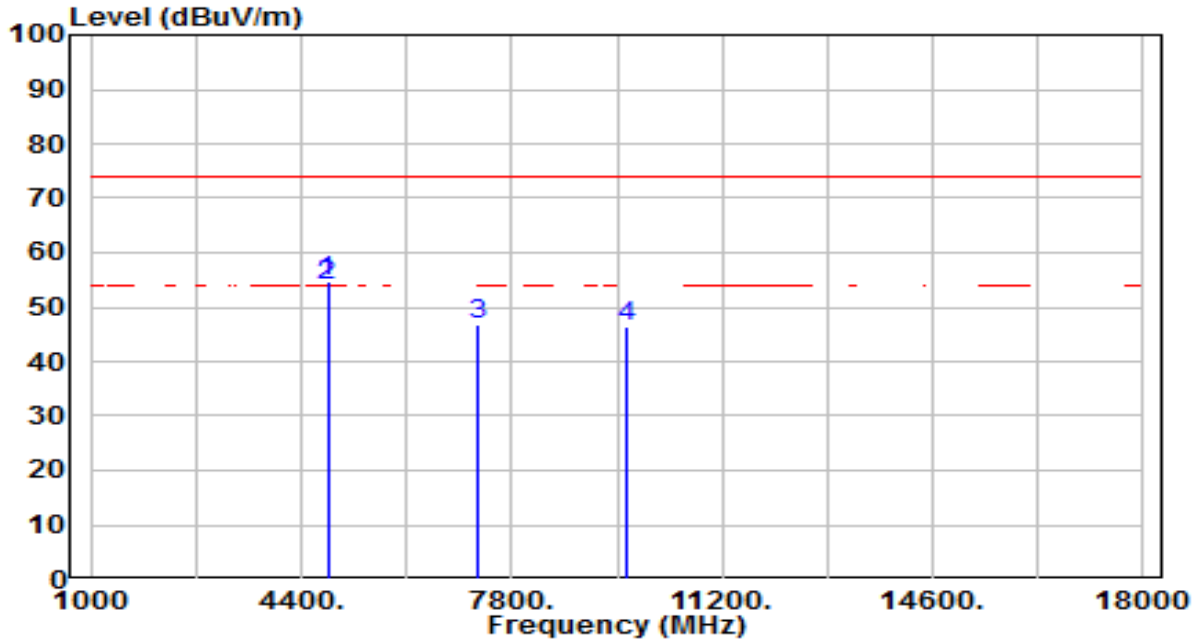

No		Frequency (MHz)	Reading (dBuV)	C.F (dB/m)	Measurement (dBuV/m)	Margin (dB)	Limit (dBuV/m)	Height (cm)	Angle (deg)	Remark (QP/PK/AV)
1	*	4824.000	51.33	3.39	54.72	-19.28	74.00	100	231	Peak
2	*	4824.000	50.40	3.39	53.79	-0.21	54.00	100	231	Average
3		7236.000	35.33	11.33	46.66	-27.34	74.00	100	231	Peak
4		9648.000	31.48	15.09	46.57	-27.43	74.00	100	3	Peak

Note:

1. " *", means this data is the worst emission level.
2. C.F (Correction Factor) = Antenna Factor (dB/m) + Cable Loss (dB) – Preamplifier(dB).
3. Measurement (dBuV/m) = Reading(dBuV) + C.F (Correction Factor).
4. The emission levels of other frequencies are very lower than the limit and not show in test report.

EUT	Indoor/Outdoor Dual Lens Pan/Tilt Security Camera	Date of Test	2025-03-25
Factor	BBHA 9120D	Temp. / Humidity	24°C /52%
Polarity	Horizontal	Site / Test Engineer	AC1 / Todd
Test Mode	802.11b_TX_CH 6_ANT 0	Test Voltage	AC 120V/60Hz

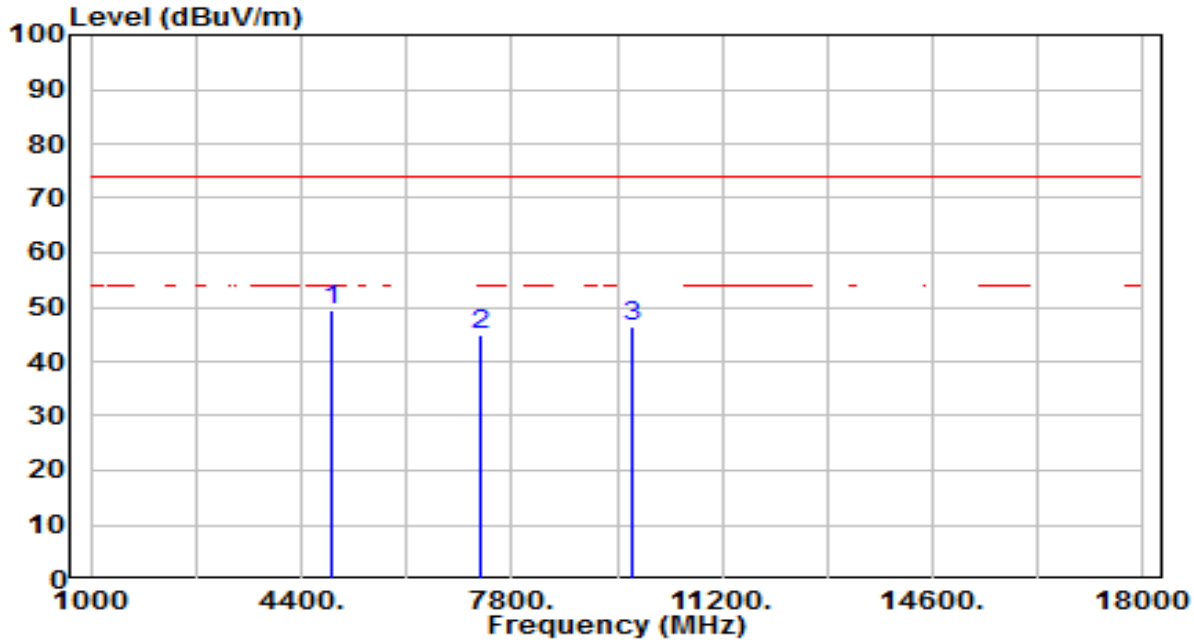

No		Frequency (MHz)	Reading (dBuV)	C.F (dB/m)	Measurement (dBuV/m)	Margin (dB)	Limit (dBuV/m)	Height (cm)	Angle (deg)	Remark (QP/PK/AV)
1	*	4874.000	45.90	3.51	49.41	-24.59	74.00	100	236	Peak
2		7311.000	33.24	11.70	44.94	-29.06	74.00	100	118	Peak
3		9748.000	31.14	15.26	46.40	-27.60	74.00	100	266	Peak

Note:

1. " *", means this data is the worst emission level.
2. C.F (Correction Factor) = Antenna Factor (dB/m) + Cable Loss (dB) – Preamplifier(dB).
3. Measurement (dBuV/m) = Reading(dBuV) + C.F (Correction Factor).
4. The emission levels of other frequencies are very lower than the limit and not show in test report.

EUT	Indoor/Outdoor Dual Lens Pan/Tilt Security Camera	Date of Test	2025-03-25
Factor	BBHA 9120D	Temp. / Humidity	24°C /52%
Polarity	Vertical	Site / Test Engineer	AC1 / Todd
Test Mode	802.11b_TX_CH 6_ANT 0	Test Voltage	AC 120V/60Hz

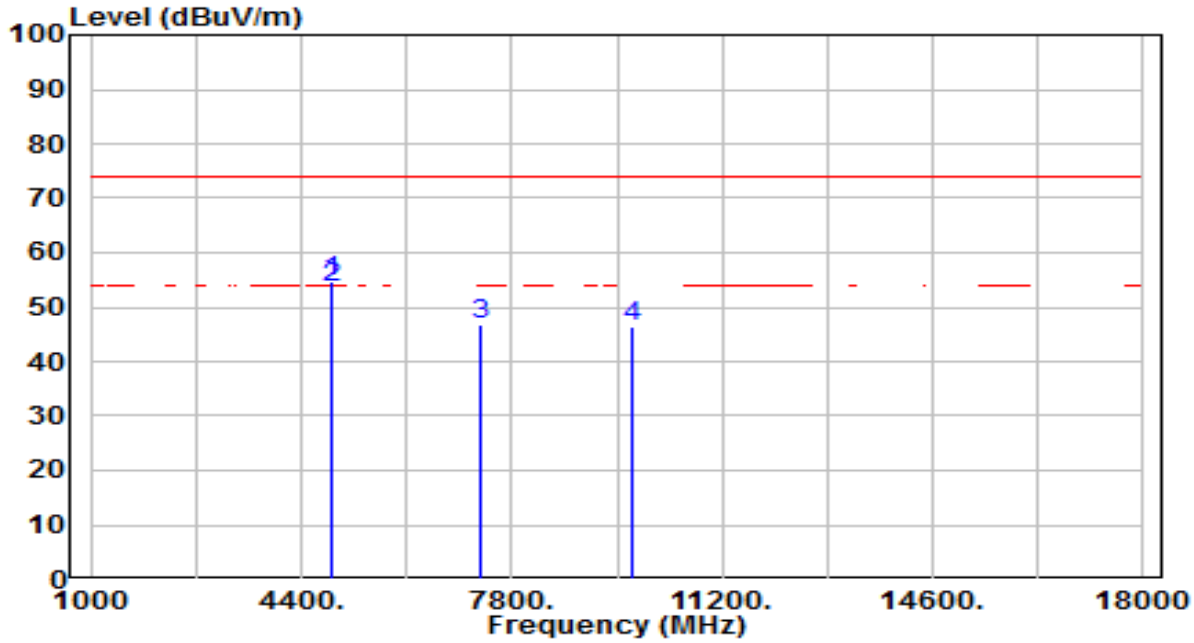

No		Frequency (MHz)	Reading (dBuV)	C.F (dB/m)	Measurement (dBuV/m)	Margin (dB)	Limit (dBuV/m)	Height (cm)	Angle (deg)	Remark (QP/PK/AV)
1	*	4874.000	51.12	3.51	54.63	-19.37	74.00	100	231	Peak
2	*	4874.000	50.20	3.51	53.71	-0.29	54.00	100	231	Average
3		7311.000	34.96	11.70	46.65	-27.35	74.00	100	165	Peak
4		9748.000	31.24	15.26	46.50	-27.50	74.00	100	23	Peak

Note:

1. " *", means this data is the worst emission level.
2. C.F (Correction Factor) = Antenna Factor (dB/m) + Cable Loss (dB) – Preamplifier(dB).
3. Measurement (dBuV/m) = Reading(dBuV) + C.F (Correction Factor).
4. The emission levels of other frequencies are very lower than the limit and not show in test report.

EUT	Indoor/Outdoor Dual Lens Pan/Tilt Security Camera	Date of Test	2025-03-25
Factor	BBHA 9120D	Temp. / Humidity	24°C /52%
Polarity	Horizontal	Site / Test Engineer	AC1 / Todd
Test Mode	802.11b_TX_CH 11_ANT 0	Test Voltage	AC 120V/60Hz

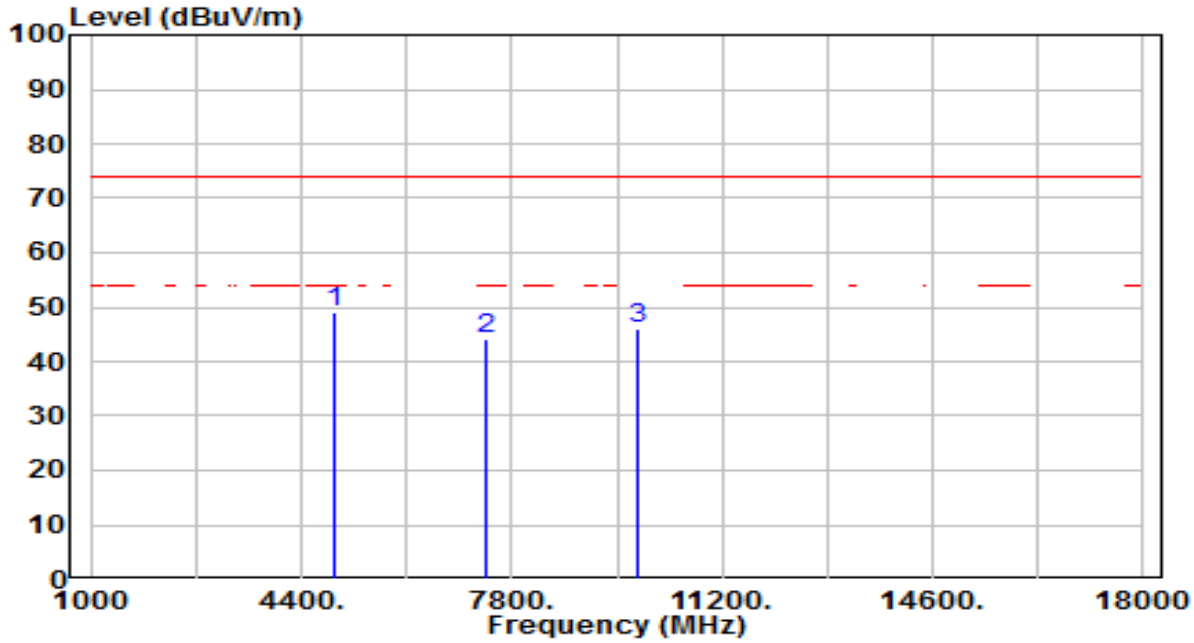

No		Frequency (MHz)	Reading (dBuV)	C.F (dB/m)	Measurement (dBuV/m)	Margin (dB)	Limit (dBuV/m)	Height (cm)	Angle (deg)	Remark (QP/PK/AV)
1	*	4924.000	45.45	3.62	49.07	-24.93	74.00	100	237	Peak
2		7386.000	32.12	12.07	44.20	-29.80	74.00	100	132	Peak
3		9848.000	30.56	15.43	45.99	-28.01	74.00	100	272	Peak

Note:

1. " *", means this data is the worst emission level.
2. C.F (Correction Factor) = Antenna Factor (dB/m) + Cable Loss (dB) – Preamplifier(dB).
3. Measurement (dBuV/m) = Reading(dBuV) + C.F (Correction Factor).
4. The emission levels of other frequencies are very lower than the limit and not show in test report.

EUT	Indoor/Outdoor Dual Lens Pan/Tilt Security Camera	Date of Test	2025-03-25
Factor	BBHA 9120D	Temp. / Humidity	24°C /52%
Polarity	Vertical	Site / Test Engineer	AC1 / Todd
Test Mode	802.11b_TX_CH 11_ANT 0	Test Voltage	AC 120V/60Hz

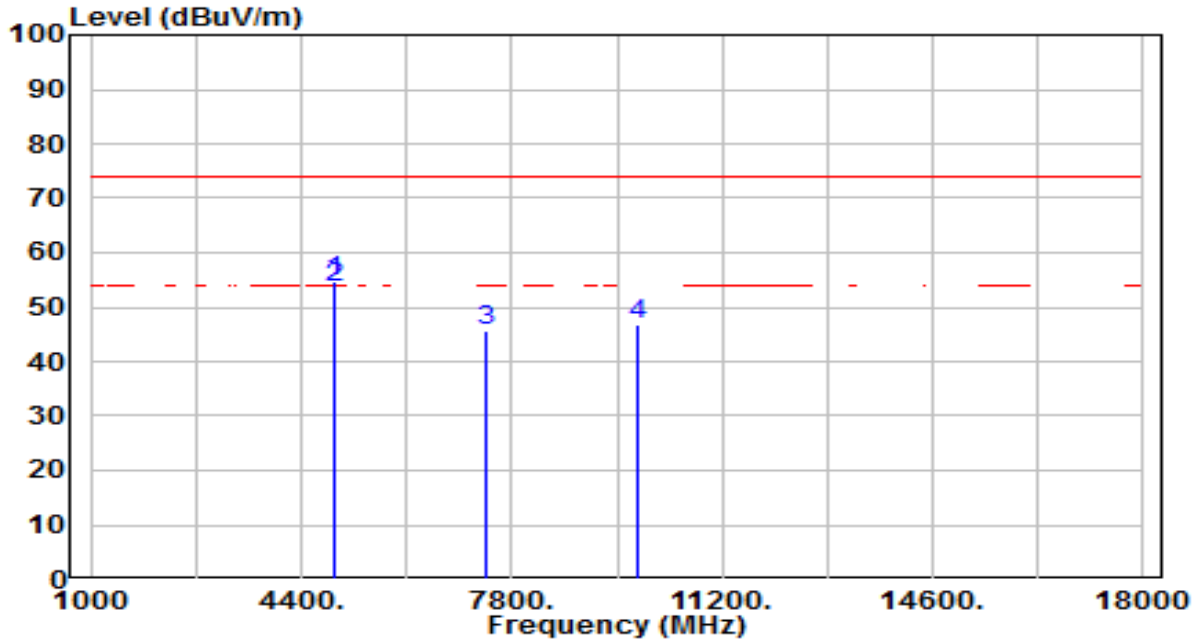

No		Frequency (MHz)	Reading (dBuV)	C.F (dB/m)	Measurement (dBuV/m)	Margin (dB)	Limit (dBuV/m)	Height (cm)	Angle (deg)	Remark (QP/PK/AV)
1	*	4924.000	51.05	3.62	54.67	-19.33	74.00	100	226	Peak
2	*	4924.000	50.10	3.62	53.72	-0.28	54.00	100	226	Average
3		7386.000	33.74	12.07	45.81	-28.19	74.00	100	199	Peak
4		9848.000	31.43	15.43	46.86	-27.14	74.00	100	119	Peak

Note:

1. " *", means this data is the worst emission level.
2. C.F (Correction Factor) = Antenna Factor (dB/m) + Cable Loss (dB) – Preamplifier(dB).
3. Measurement (dBuV/m) = Reading(dBuV) + C.F (Correction Factor).
4. The emission levels of other frequencies are very lower than the limit and not show in test report.

EUT	Indoor/Outdoor Dual Lens Pan/Tilt Security Camera	Date of Test	2025-04-12
Factor	BBHA 9120D	Temp. / Humidity	25°C /63%
Polarity	Horizontal	Site / Test Engineer	AC1 / Todd
Test Mode	802.11b_TX_CH 1_ANT 1	Test Voltage	AC 120V/60Hz

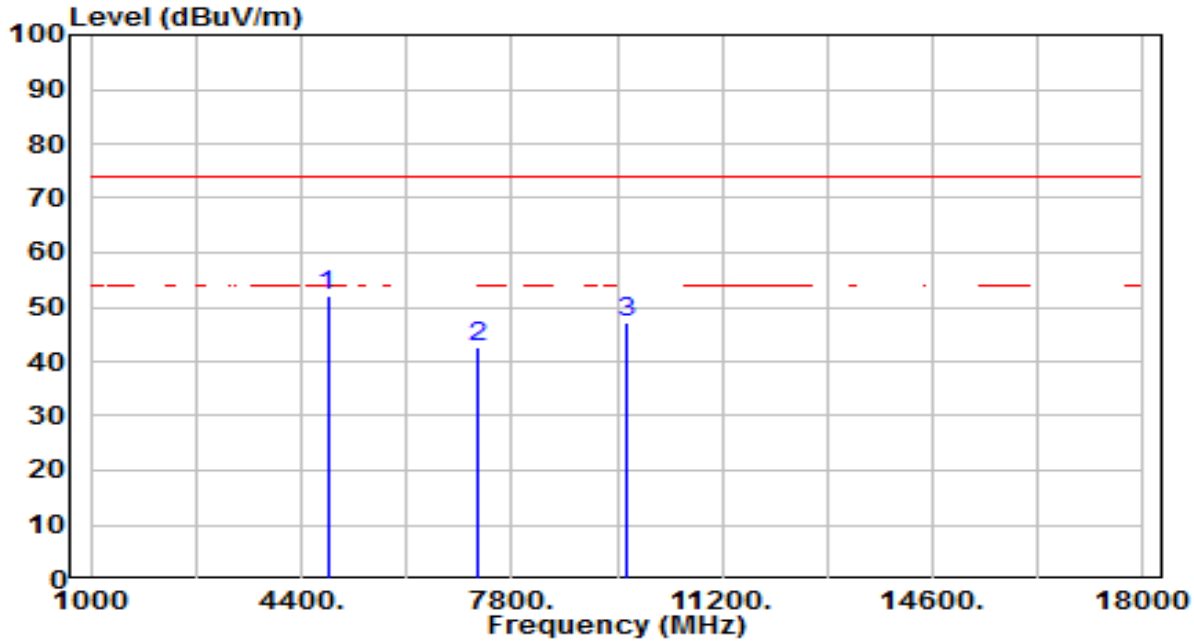

No		Frequency (MHz)	Reading (dBuV)	C.F (dB/m)	Measurement (dBuV/m)	Margin (dB)	Limit (dBuV/m)	Height (cm)	Angle (deg)	Remark (QP/PK/AV)
1	*	4824.000	48.73	3.39	52.12	-21.88	74.00	100	296	Peak
2		7236.000	31.43	11.33	42.76	-31.24	74.00	100	358	Peak
3		9648.000	31.92	15.09	47.01	-26.99	74.00	100	38	Peak

Note:

1. " *", means this data is the worst emission level.
2. C.F (Correction Factor) = Antenna Factor (dB/m) + Cable Loss (dB) – Preamplifier(dB).
3. Measurement (dBuV/m) = Reading(dBuV) + C.F (Correction Factor).
4. The emission levels of other frequencies are very lower than the limit and not show in test report.

EUT	Indoor/Outdoor Dual Lens Pan/Tilt Security Camera	Date of Test	2025-04-12
Factor	BBHA 9120D	Temp. / Humidity	25°C /63%
Polarity	Vertical	Site / Test Engineer	AC1 / Todd
Test Mode	802.11b_TX_CH 1_ANT 1	Test Voltage	AC 120V/60Hz

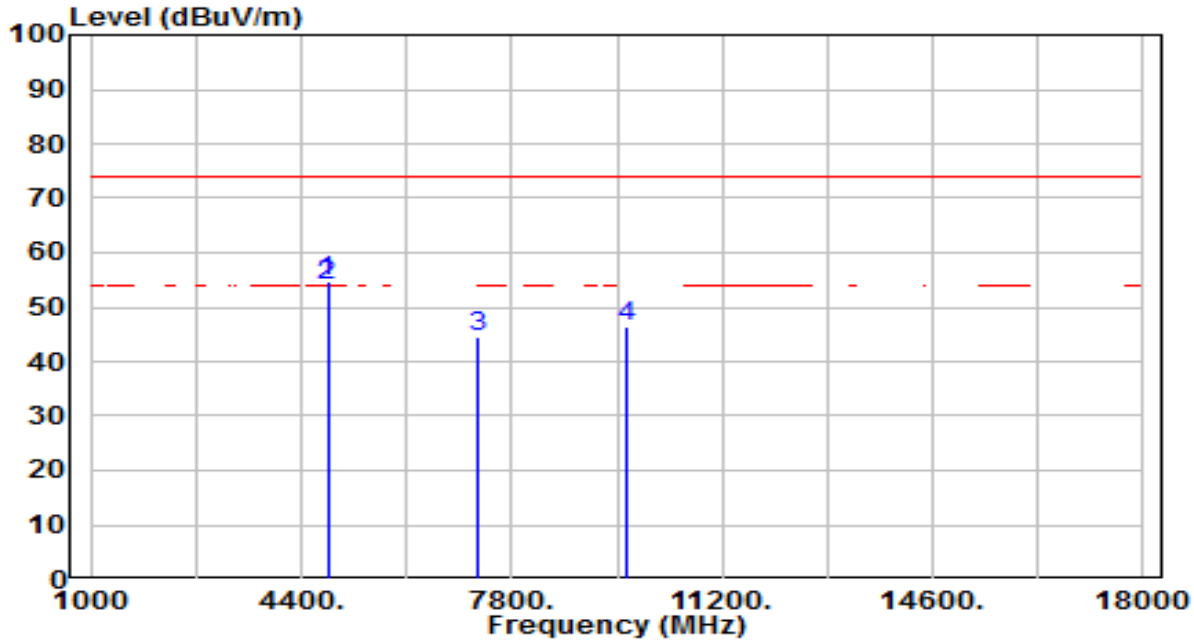

No		Frequency (MHz)	Reading (dBuV)	C.F (dB/m)	Measurement (dBuV/m)	Margin (dB)	Limit (dBuV/m)	Height (cm)	Angle (deg)	Remark (QP/PK/AV)
1	*	4824.000	51.50	3.39	54.89	-19.11	74.00	100	44	Peak
2	*	4824.000	50.40	3.39	53.79	-0.21	54.00	100	44	Average
3		7236.000	33.21	11.33	44.53	-29.47	74.00	100	217	Peak
4		9648.000	31.42	15.09	46.51	-27.49	74.00	100	196	Peak

Note:

1. " *", means this data is the worst emission level.
2. C.F (Correction Factor) = Antenna Factor (dB/m) + Cable Loss (dB) – Preamplifier(dB).
3. Measurement (dBuV/m) = Reading(dBuV) + C.F (Correction Factor).
4. The emission levels of other frequencies are very lower than the limit and not show in test report.

EUT	Indoor/Outdoor Dual Lens Pan/Tilt Security Camera	Date of Test	2025-04-12
Factor	BBHA 9120D	Temp. / Humidity	25°C /63%
Polarity	Horizontal	Site / Test Engineer	AC1 / Todd
Test Mode	802.11b_TX_CH 6_ANT 1	Test Voltage	AC 120V/60Hz

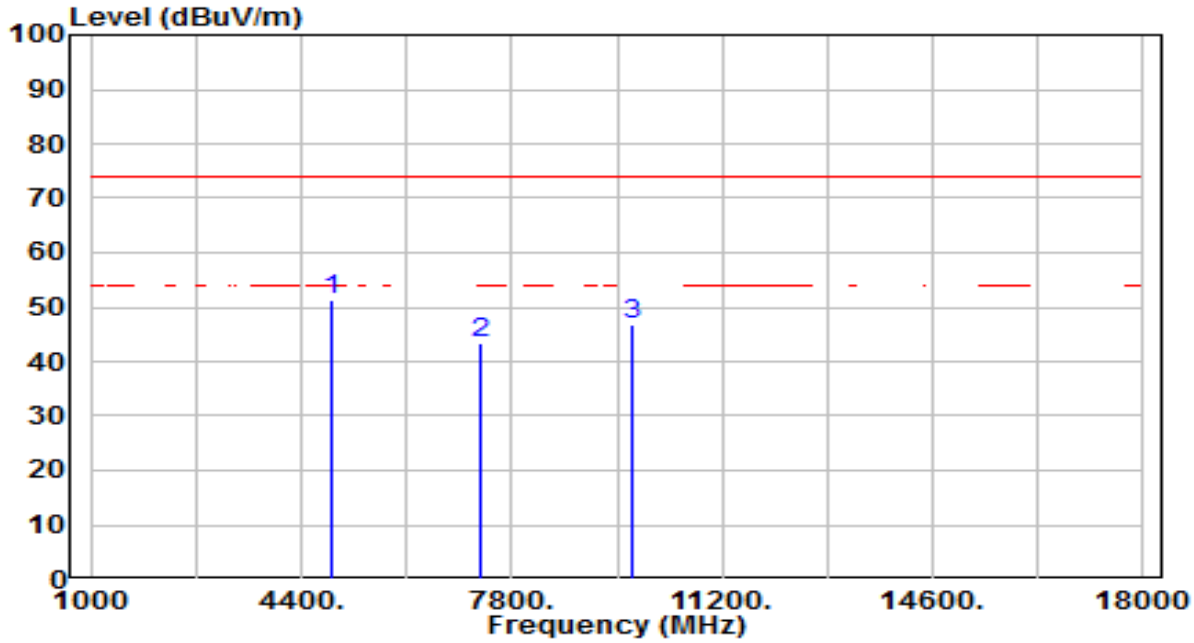

No		Frequency (MHz)	Reading (dBuV)	C.F (dB/m)	Measurement (dBuV/m)	Margin (dB)	Limit (dBuV/m)	Height (cm)	Angle (deg)	Remark (QP/PK/AV)
1	*	4874.000	47.80	3.51	51.31	-22.69	74.00	100	0	Peak
2		7311.000	31.88	11.70	43.58	-30.42	74.00	100	164	Peak
3		9748.000	31.50	15.26	46.76	-27.24	74.00	100	274	Peak

Note:

1. " *", means this data is the worst emission level.
2. C.F (Correction Factor) = Antenna Factor (dB/m) + Cable Loss (dB) – Preamplifier(dB).
3. Measurement (dBuV/m) = Reading(dBuV) + C.F (Correction Factor).
4. The emission levels of other frequencies are very lower than the limit and not show in test report.

EUT	Indoor/Outdoor Dual Lens Pan/Tilt Security Camera	Date of Test	2025-04-12
Factor	BBHA 9120D	Temp. / Humidity	25°C /63%
Polarity	Vertical	Site / Test Engineer	AC1 / Todd
Test Mode	802.11b_TX_CH 6_ANT 1	Test Voltage	AC 120V/60Hz

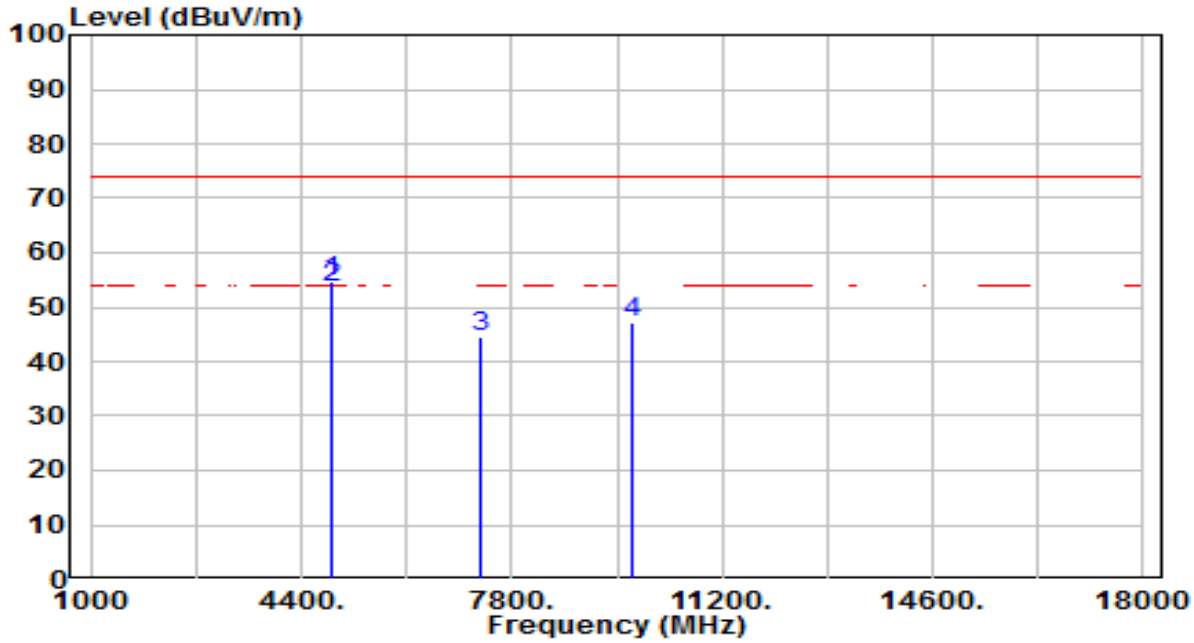

No		Frequency (MHz)	Reading (dBuV)	C.F (dB/m)	Measurement (dBuV/m)	Margin (dB)	Limit (dBuV/m)	Height (cm)	Angle (deg)	Remark (QP/PK/AV)
1	*	4874.000	51.30	3.51	54.81	-19.19	74.00	100	38	Peak
2	*	4874.000	50.22	3.51	53.73	-0.27	54.00	100	38	Average
3		7311.000	32.88	11.70	44.58	-29.42	74.00	100	63	Peak
4		9748.000	31.79	15.26	47.05	-26.95	74.00	100	184	Peak

Note:

1. " *", means this data is the worst emission level.
2. C.F (Correction Factor) = Antenna Factor (dB/m) + Cable Loss (dB) – Preamplifier(dB).
3. Measurement (dBuV/m) = Reading(dBuV) + C.F (Correction Factor).
4. The emission levels of other frequencies are very lower than the limit and not show in test report.

EUT	Indoor/Outdoor Dual Lens Pan/Tilt Security Camera	Date of Test	2025-04-12
Factor	BBHA 9120D	Temp. / Humidity	25°C /63%
Polarity	Horizontal	Site / Test Engineer	AC1 / Todd
Test Mode	802.11b_TX_CH 11_ANT 1	Test Voltage	AC 120V/60Hz

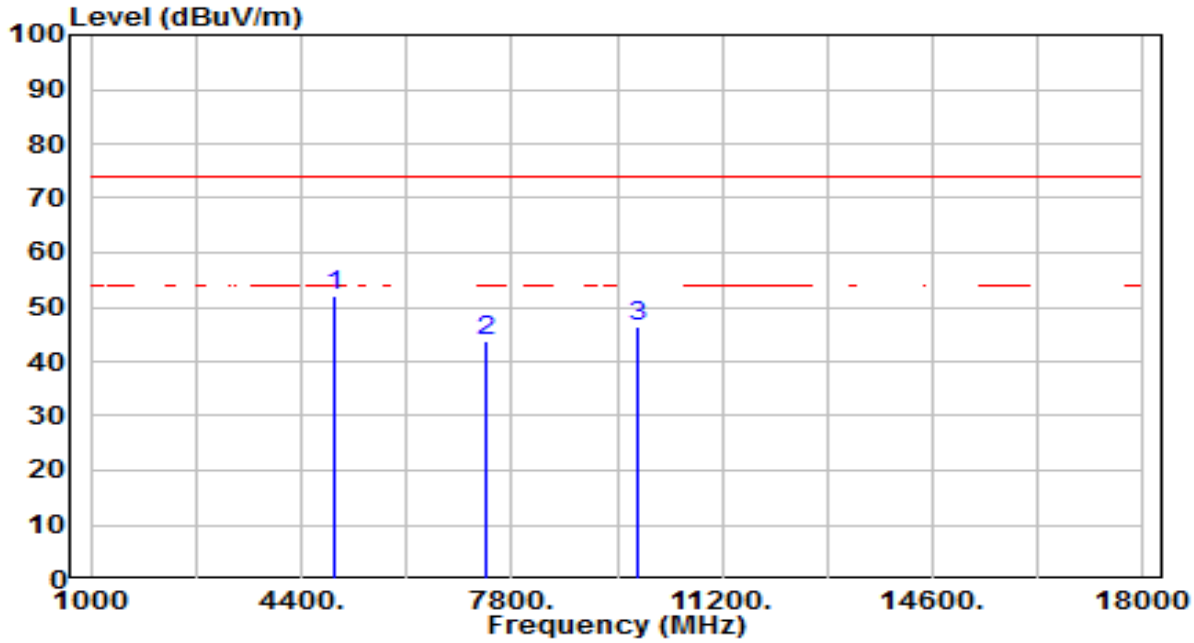

No		Frequency (MHz)	Reading (dBuV)	C.F (dB/m)	Measurement (dBuV/m)	Margin (dB)	Limit (dBuV/m)	Height (cm)	Angle (deg)	Remark (QP/PK/AV)
1	*	4924.000	48.30	3.62	51.92	-22.08	74.00	100	360	Peak
2		7386.000	31.66	12.07	43.73	-30.27	74.00	100	130	Peak
3		9848.000	31.16	15.43	46.59	-27.41	74.00	100	280	Peak

Note:

1. " *", means this data is the worst emission level.
2. C.F (Correction Factor) = Antenna Factor (dB/m) + Cable Loss (dB) – Preamplifier(dB).
3. Measurement (dBuV/m) = Reading(dBuV) + C.F (Correction Factor).
4. The emission levels of other frequencies are very lower than the limit and not show in test report.

EUT	Indoor/Outdoor Dual Lens Pan/Tilt Security Camera	Date of Test	2025-04-12
Factor	BBHA 9120D	Temp. / Humidity	25°C /63%
Polarity	Vertical	Site / Test Engineer	AC1 / Todd
Test Mode	802.11b_TX_CH 11_ANT 1	Test Voltage	AC 120V/60Hz

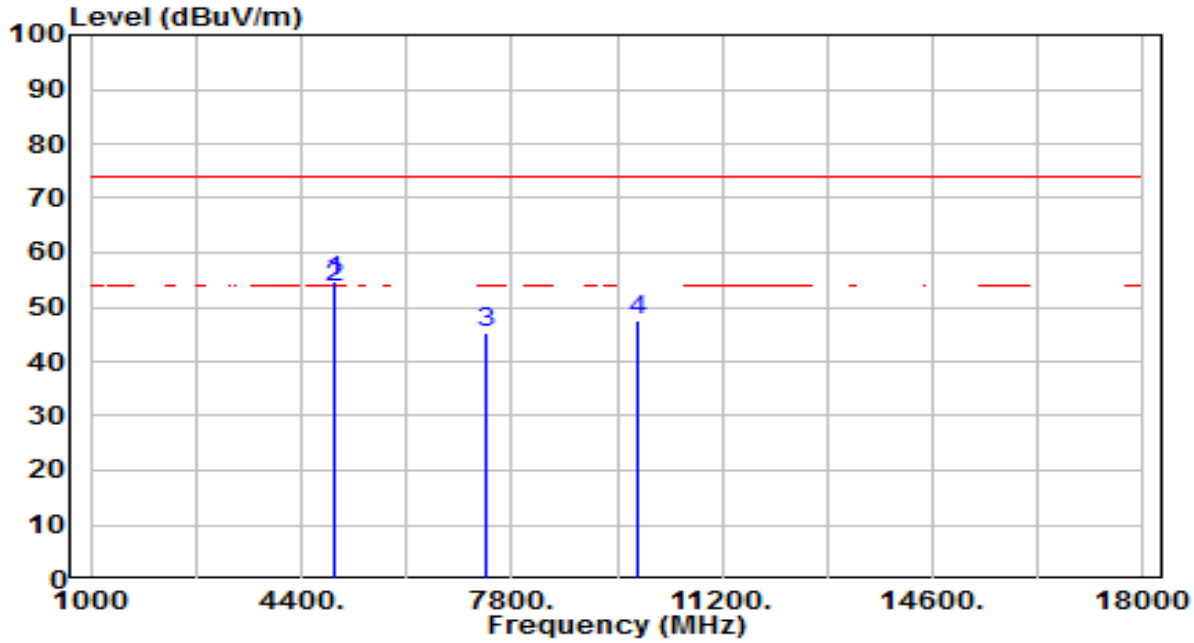

No		Frequency (MHz)	Reading (dBuV)	C.F (dB/m)	Measurement (dBuV/m)	Margin (dB)	Limit (dBuV/m)	Height (cm)	Angle (deg)	Remark (QP/PK/AV)
1	*	4924.000	51.20	3.62	54.82	-19.18	74.00	100	40	Peak
2	*	4924.000	50.10	3.62	53.72	-0.28	54.00	100	40	Average
3		7386.000	33.21	12.07	45.28	-28.72	74.00	100	197	Peak
4		9848.000	31.94	15.43	47.37	-26.63	74.00	100	261	Peak

Note:

1. " *", means this data is the worst emission level.
2. C.F (Correction Factor) = Antenna Factor (dB/m) + Cable Loss (dB) – Preamplifier(dB).
3. Measurement (dBuV/m) = Reading(dBuV) + C.F (Correction Factor).
4. The emission levels of other frequencies are very lower than the limit and not show in test report.

EUT	Indoor/Outdoor Dual Lens Pan/Tilt Security Camera	Date of Test	2025-03-25
Factor	BBHA 9120D	Temp. / Humidity	24°C /52%
Polarity	Horizontal	Site / Test Engineer	AC1 / Todd
Test Mode	802.11g_TX_CH 1_ANT 0	Test Voltage	AC 120V/60Hz

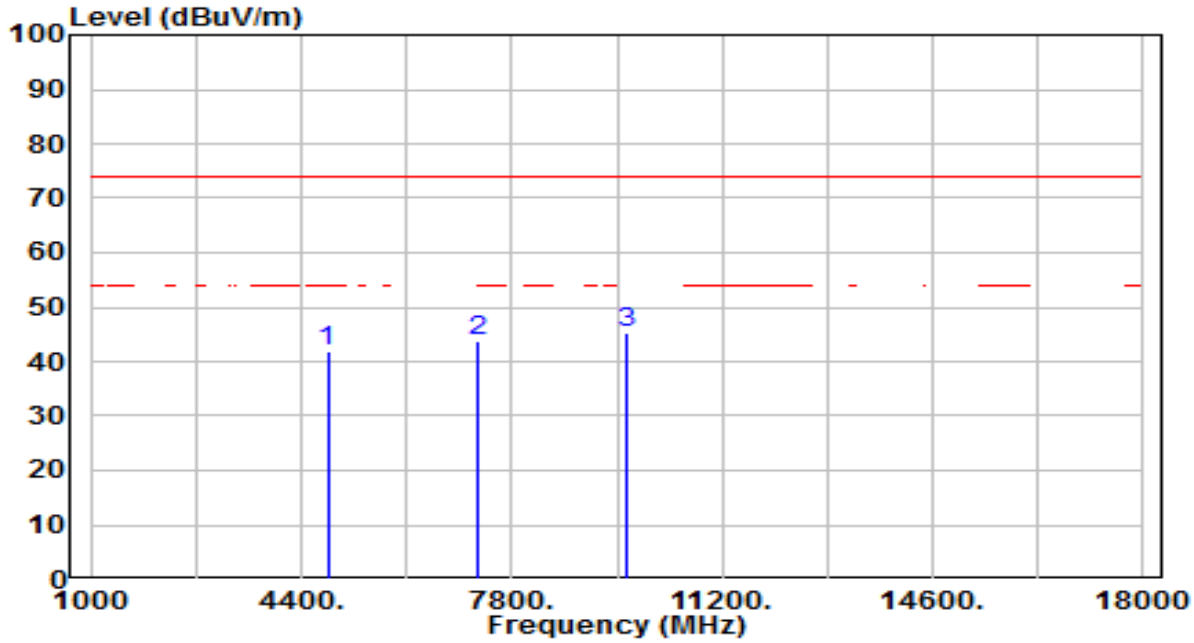

No		Frequency (MHz)	Reading (dBuV)	C.F (dB/m)	Measurement (dBuV/m)	Margin (dB)	Limit (dBuV/m)	Height (cm)	Angle (deg)	Remark (QP/PK/AV)
1		4824.000	38.61	3.39	42.01	-31.99	74.00	100	350	Peak
2		7236.000	32.44	11.33	43.76	-30.24	74.00	100	17	Peak
3	*	9648.000	30.29	15.09	45.38	-28.62	74.00	100	248	Peak

Note:

1. " *", means this data is the worst emission level.
2. C.F (Correction Factor) = Antenna Factor (dB/m) + Cable Loss (dB) – Preamplifier(dB).
3. Measurement (dBuV/m) = Reading(dBuV) + C.F (Correction Factor).
4. The emission levels of other frequencies are very lower than the limit and not show in test report.

EUT	Indoor/Outdoor Dual Lens Pan/Tilt Security Camera	Date of Test	2025-03-25
Factor	BBHA 9120D	Temp. / Humidity	24°C /52%
Polarity	Vertical	Site / Test Engineer	AC1 / Todd
Test Mode	802.11g_TX_CH 1_ANT 0	Test Voltage	AC 120V/60Hz

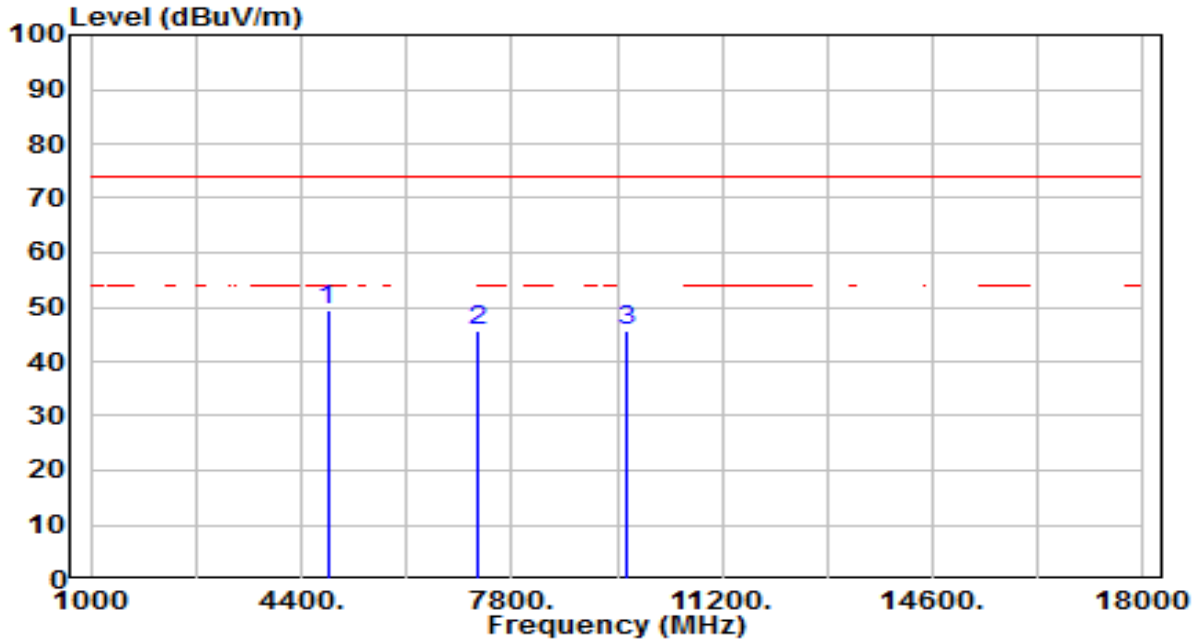

No		Frequency (MHz)	Reading (dBuV)	C.F (dB/m)	Measurement (dBuV/m)	Margin (dB)	Limit (dBuV/m)	Height (cm)	Angle (deg)	Remark (QP/PK/AV)
1	*	4824.000	45.98	3.39	49.37	-24.63	74.00	100	235	Peak
2		7236.000	34.39	11.33	45.72	-28.28	74.00	100	199	Peak
3		9648.000	30.57	15.09	45.66	-28.34	74.00	100	102	Peak

Note:

1. " *", means this data is the worst emission level.
2. C.F (Correction Factor) = Antenna Factor (dB/m) + Cable Loss (dB) – Preamplifier(dB).
3. Measurement (dBuV/m) = Reading(dBuV) + C.F (Correction Factor).
4. The emission levels of other frequencies are very lower than the limit and not show in test report.

EUT	Indoor/Outdoor Dual Lens Pan/Tilt Security Camera	Date of Test	2025-03-25
Factor	BBHA 9120D	Temp. / Humidity	24°C /52%
Polarity	Horizontal	Site / Test Engineer	AC1 / Todd
Test Mode	802.11g_TX_CH 6_ANT 0	Test Voltage	AC 120V/60Hz

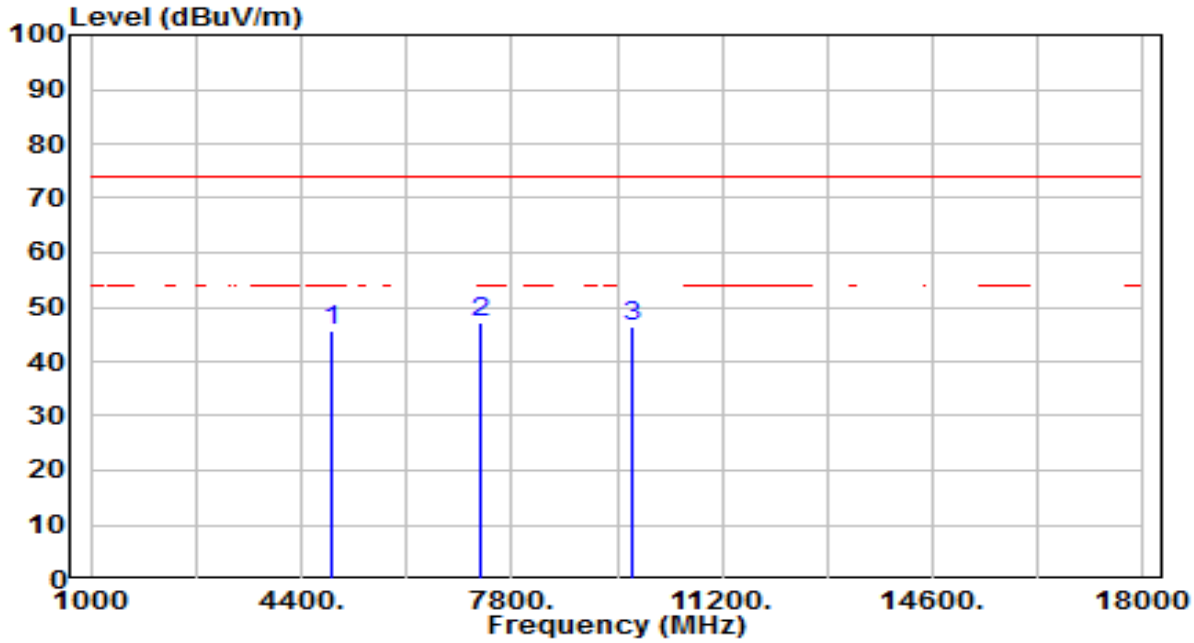

No		Frequency (MHz)	Reading (dBuV)	C.F (dB/m)	Measurement (dBuV/m)	Margin (dB)	Limit (dBuV/m)	Height (cm)	Angle (deg)	Remark (QP/PK/AV)
1		4874.000	42.11	3.51	45.62	-28.38	74.00	100	304	Peak
2	*	7311.000	35.39	11.70	47.09	-26.91	74.00	100	125	Peak
3		9748.000	31.31	15.26	46.56	-27.44	74.00	100	155	Peak

Note:

1. " *", means this data is the worst emission level.
2. C.F (Correction Factor) = Antenna Factor (dB/m) + Cable Loss (dB) – Preamplifier(dB).
3. Measurement (dBuV/m) = Reading(dBuV) + C.F (Correction Factor).
4. The emission levels of other frequencies are very lower than the limit and not show in test report.

EUT	Indoor/Outdoor Dual Lens Pan/Tilt Security Camera	Date of Test	2025-03-25
Factor	BBHA 9120D	Temp. / Humidity	24°C /52%
Polarity	Vertical	Site / Test Engineer	AC1 / Todd
Test Mode	802.11g_TX_CH 6_ANT 0	Test Voltage	AC 120V/60Hz

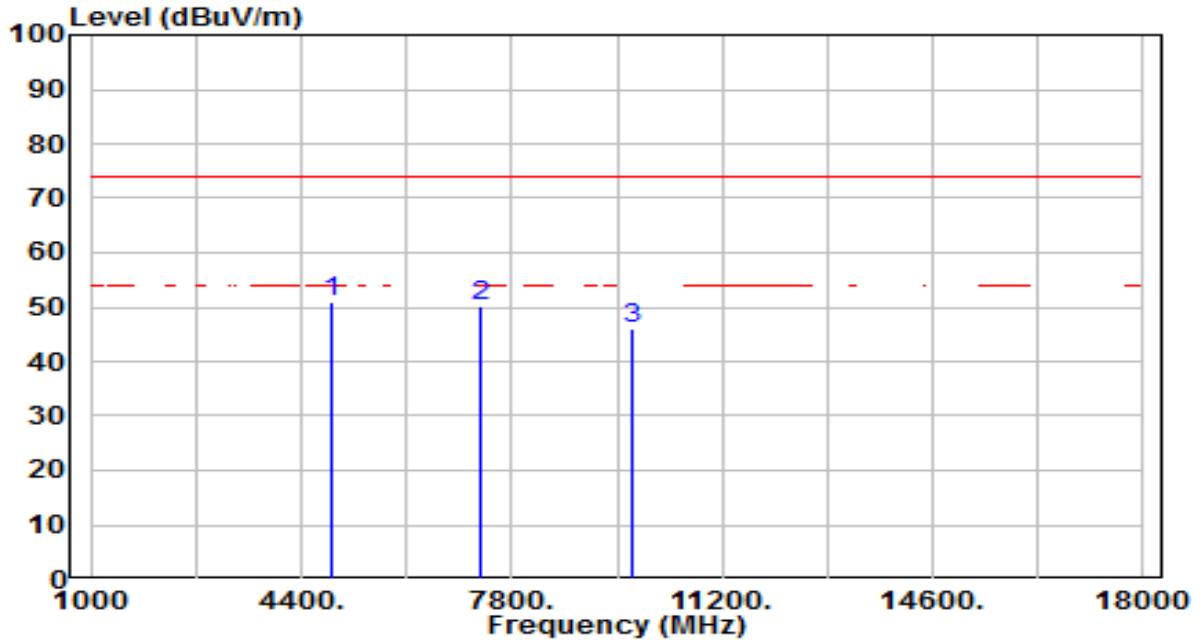

No		Frequency (MHz)	Reading (dBuV)	C.F (dB/m)	Measurement (dBuV/m)	Margin (dB)	Limit (dBuV/m)	Height (cm)	Angle (deg)	Remark (QP/PK/AV)
1	*	4874.000	47.54	3.51	51.05	-22.95	74.00	100	231	Peak
2		7311.000	38.59	11.70	50.29	-23.71	74.00	100	201	Peak
3		9748.000	30.93	15.26	46.19	-27.81	74.00	100	231	Peak

Note:

1. " *", means this data is the worst emission level.
2. C.F (Correction Factor) = Antenna Factor (dB/m) + Cable Loss (dB) – Preamplifier(dB).
3. Measurement (dBuV/m) = Reading(dBuV) + C.F (Correction Factor).
4. The emission levels of other frequencies are very lower than the limit and not show in test report.

EUT	Indoor/Outdoor Dual Lens Pan/Tilt Security Camera	Date of Test	2025-03-25
Factor	BBHA 9120D	Temp. / Humidity	24°C /52%
Polarity	Horizontal	Site / Test Engineer	AC1 / Todd
Test Mode	802.11g_TX_CH 11_ANT 0	Test Voltage	AC 120V/60Hz

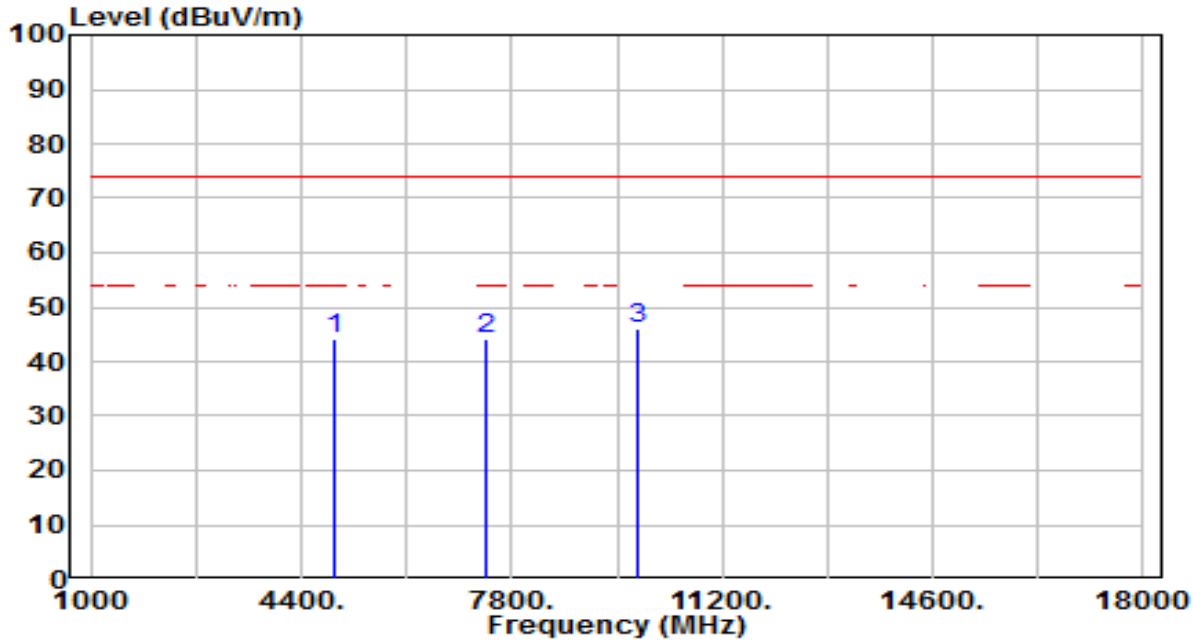

No		Frequency (MHz)	Reading (dBuV)	C.F (dB/m)	Measurement (dBuV/m)	Margin (dB)	Limit (dBuV/m)	Height (cm)	Angle (deg)	Remark (QP/PK/AV)
1		4924.000	40.52	3.62	44.14	-29.86	74.00	100	304	Peak
2		7386.000	32.12	12.07	44.20	-29.80	74.00	100	125	Peak
3	*	9848.000	30.50	15.43	45.93	-28.07	74.00	100	258	Peak

Note:

1. " *", means this data is the worst emission level.
2. C.F (Correction Factor) = Antenna Factor (dB/m) + Cable Loss (dB) – Preamplifier(dB).
3. Measurement (dBuV/m) = Reading(dBuV) + C.F (Correction Factor).
4. The emission levels of other frequencies are very lower than the limit and not show in test report.

EUT	Indoor/Outdoor Dual Lens Pan/Tilt Security Camera	Date of Test	2025-03-25
Factor	BBHA 9120D	Temp. / Humidity	24°C /52%
Polarity	Vertical	Site / Test Engineer	AC1 / Todd
Test Mode	802.11g_TX_CH 11_ANT 0	Test Voltage	AC 120V/60Hz

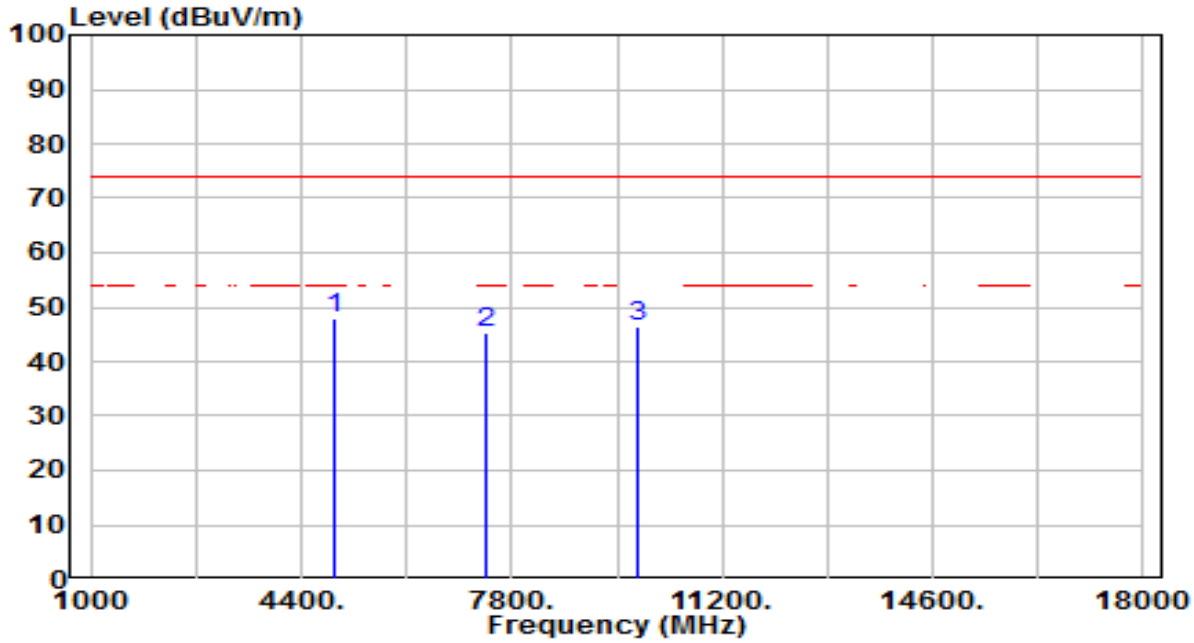

No		Frequency (MHz)	Reading (dBuV)	C.F (dB/m)	Measurement (dBuV/m)	Margin (dB)	Limit (dBuV/m)	Height (cm)	Angle (deg)	Remark (QP/PK/AV)
1	*	4924.000	44.48	3.62	48.10	-25.90	74.00	100	224	Peak
2		7386.000	33.17	12.07	45.25	-28.75	74.00	100	204	Peak
3		9848.000	30.94	15.43	46.37	-27.63	74.00	100	1	Peak

Note:

1. " *", means this data is the worst emission level.
2. C.F (Correction Factor) = Antenna Factor (dB/m) + Cable Loss (dB) – Preamplifier(dB).
3. Measurement (dBuV/m) = Reading(dBuV) + C.F (Correction Factor).
4. The emission levels of other frequencies are very lower than the limit and not show in test report.

EUT	Indoor/Outdoor Dual Lens Pan/Tilt Security Camera	Date of Test	2025-04-12
Factor	BBHA 9120D	Temp. / Humidity	25°C /63%
Polarity	Horizontal	Site / Test Engineer	AC1 / Todd
Test Mode	802.11g_TX_CH 1_ANT 1	Test Voltage	AC 120V/60Hz

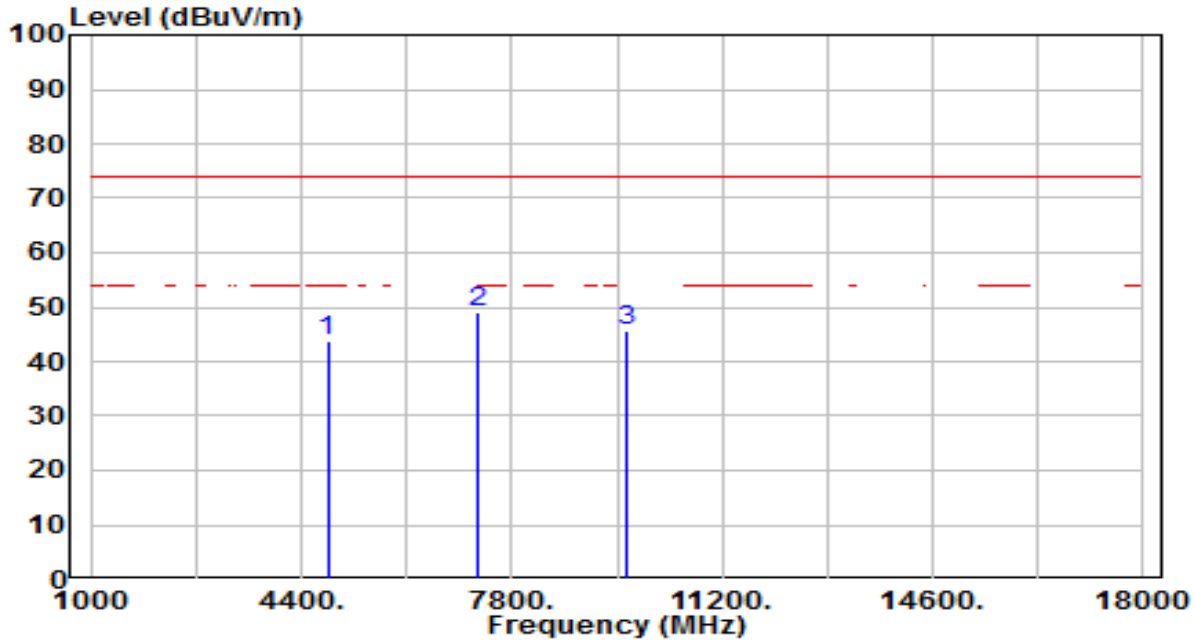

No		Frequency (MHz)	Reading (dBuV)	C.F (dB/m)	Measurement (dBuV/m)	Margin (dB)	Limit (dBuV/m)	Height (cm)	Angle (deg)	Remark (QP/PK/AV)
1		4824.000	40.50	3.39	43.90	-30.10	74.00	100	359	Peak
2	*	7236.000	37.83	11.33	49.16	-24.84	74.00	100	124	Peak
3		9648.000	30.50	15.09	45.59	-28.41	74.00	100	124	Peak

Note:

1. " *", means this data is the worst emission level.
2. C.F (Correction Factor) = Antenna Factor (dB/m) + Cable Loss (dB) – Preamplifier(dB).
3. Measurement (dBuV/m) = Reading(dBuV) + C.F (Correction Factor).
4. The emission levels of other frequencies are very lower than the limit and not show in test report.

EUT	Indoor/Outdoor Dual Lens Pan/Tilt Security Camera	Date of Test	2025-04-12
Factor	BBHA 9120D	Temp. / Humidity	25°C /63%
Polarity	Vertical	Site / Test Engineer	AC1 / Todd
Test Mode	802.11g_TX_CH 1_ANT 1	Test Voltage	AC 120V/60Hz

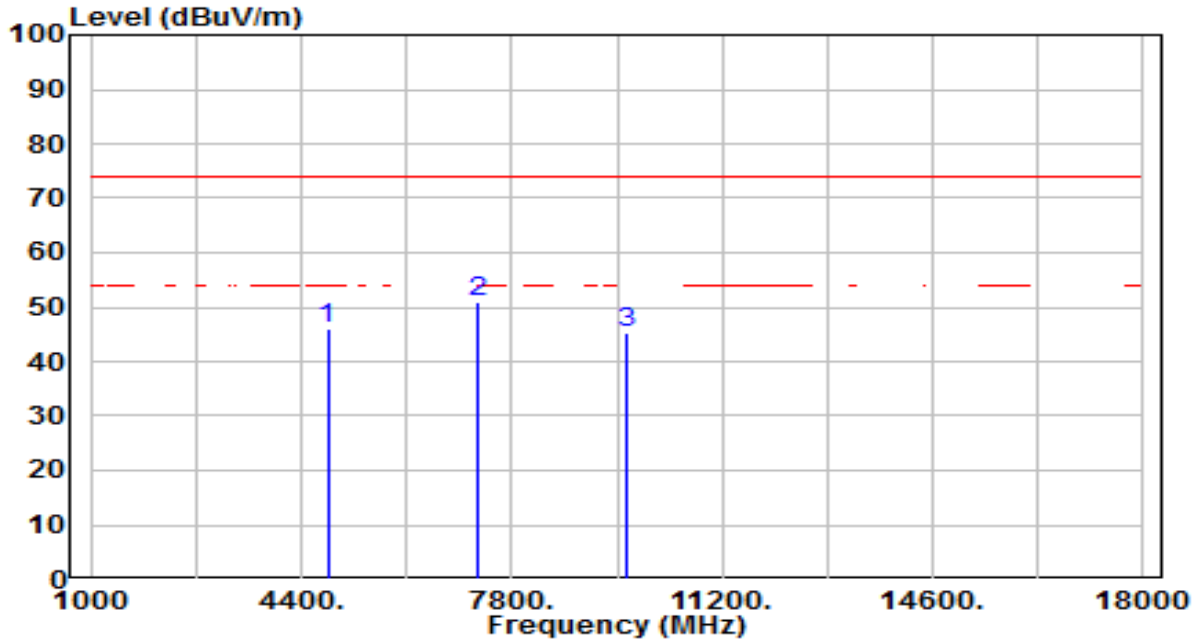

No		Frequency (MHz)	Reading (dBuV)	C.F (dB/m)	Measurement (dBuV/m)	Margin (dB)	Limit (dBuV/m)	Height (cm)	Angle (deg)	Remark (QP/PK/AV)
1		4824.000	42.62	3.39	46.01	-27.99	74.00	100	51	Peak
2	*	7236.000	39.44	11.33	50.77	-23.23	74.00	100	204	Peak
3		9648.000	30.14	15.09	45.23	-28.77	74.00	100	4	Peak

Note:

1. " *", means this data is the worst emission level.
2. C.F (Correction Factor) = Antenna Factor (dB/m) + Cable Loss (dB) – Preamplifier(dB).
3. Measurement (dBuV/m) = Reading(dBuV) + C.F (Correction Factor).
4. The emission levels of other frequencies are very lower than the limit and not show in test report.

EUT	Indoor/Outdoor Dual Lens Pan/Tilt Security Camera	Date of Test	2025-04-12
Factor	BBHA 9120D	Temp. / Humidity	25°C /63%
Polarity	Horizontal	Site / Test Engineer	AC1 / Todd
Test Mode	802.11g_TX_CH 6_ANT 1	Test Voltage	AC 120V/60Hz

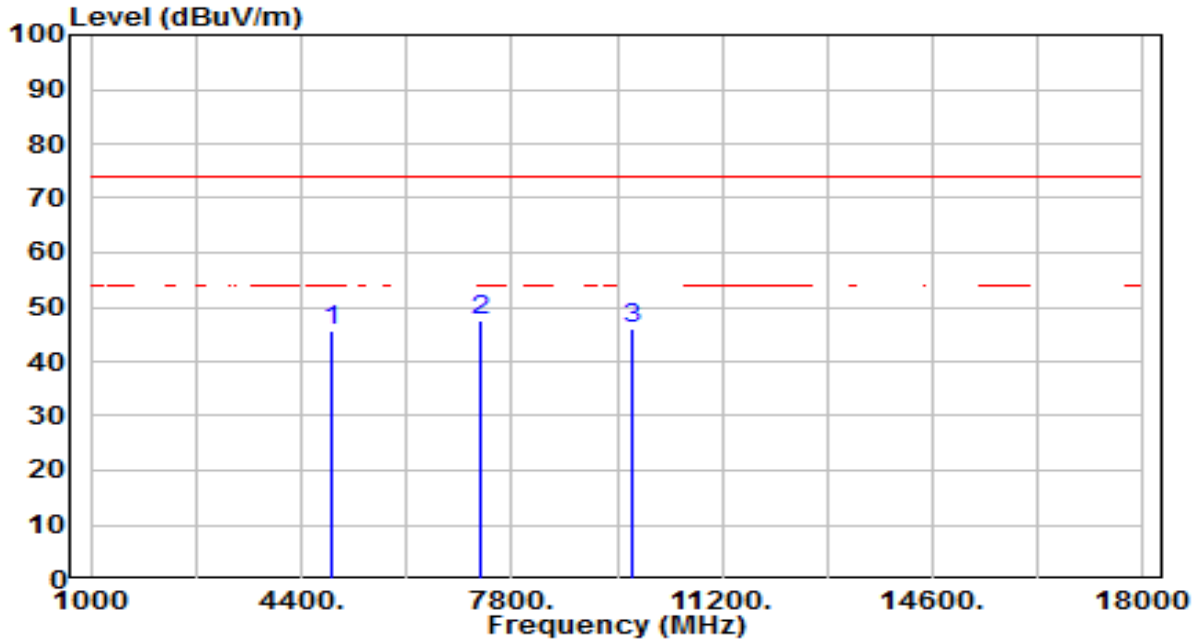

No		Frequency (MHz)	Reading (dBuV)	C.F (dB/m)	Measurement (dBuV/m)	Margin (dB)	Limit (dBuV/m)	Height (cm)	Angle (deg)	Remark (QP/PK/AV)
1		4874.000	42.06	3.51	45.56	-28.44	74.00	100	360	Peak
2	*	7311.000	35.95	11.70	47.65	-26.35	74.00	100	125	Peak
3		9748.000	30.78	15.26	46.04	-27.96	74.00	100	223	Peak

Note:

1. " *", means this data is the worst emission level.
2. C.F (Correction Factor) = Antenna Factor (dB/m) + Cable Loss (dB) – Preamplifier(dB).
3. Measurement (dBuV/m) = Reading(dBuV) + C.F (Correction Factor).
4. The emission levels of other frequencies are very lower than the limit and not show in test report.

EUT	Indoor/Outdoor Dual Lens Pan/Tilt Security Camera	Date of Test	2025-04-12
Factor	BBHA 9120D	Temp. / Humidity	25°C /63%
Polarity	Vertical	Site / Test Engineer	AC1 / Todd
Test Mode	802.11g_TX_CH 6_ANT 1	Test Voltage	AC 120V/60Hz

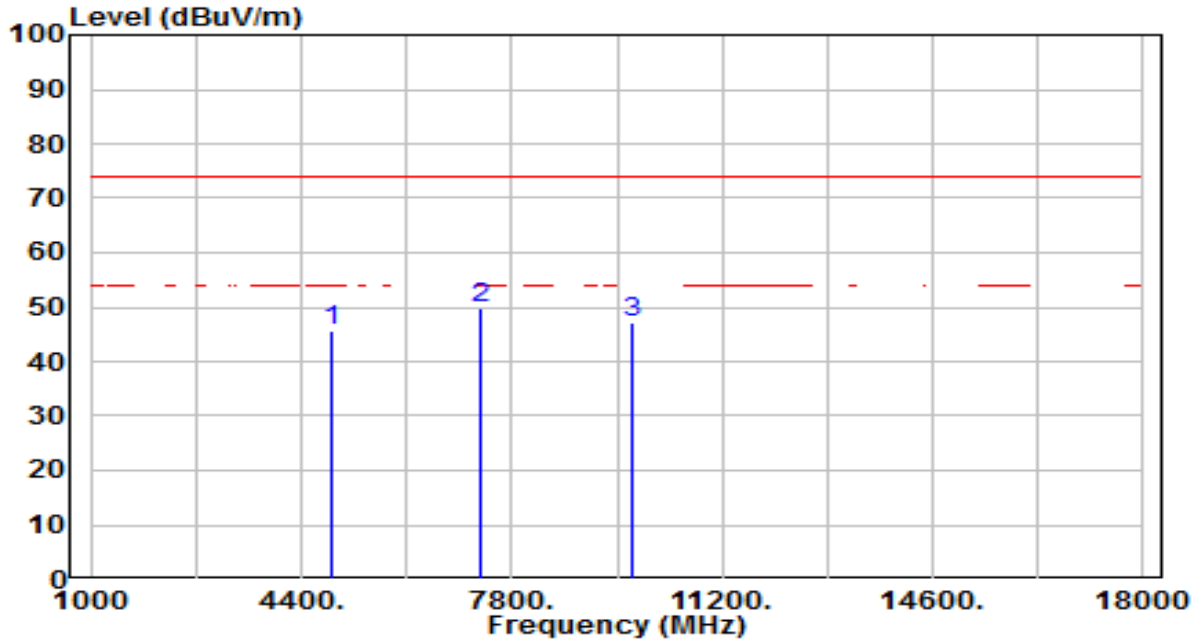

No		Frequency (MHz)	Reading (dBuV)	C.F (dB/m)	Measurement (dBuV/m)	Margin (dB)	Limit (dBuV/m)	Height (cm)	Angle (deg)	Remark (QP/PK/AV)
1		4874.000	42.00	3.51	45.51	-28.49	74.00	100	71	Peak
2	*	7311.000	38.14	11.70	49.84	-24.16	74.00	100	199	Peak
3		9748.000	31.83	15.26	47.09	-26.91	74.00	100	0	Peak

Note:

1. " *", means this data is the worst emission level.
2. C.F (Correction Factor) = Antenna Factor (dB/m) + Cable Loss (dB) – Preamplifier(dB).
3. Measurement (dBuV/m) = Reading(dBuV) + C.F (Correction Factor).
4. The emission levels of other frequencies are very lower than the limit and not show in test report.

EUT	Indoor/Outdoor Dual Lens Pan/Tilt Security Camera	Date of Test	2025-04-12
Factor	BBHA 9120D	Temp. / Humidity	25°C /63%
Polarity	Horizontal	Site / Test Engineer	AC1 / Todd
Test Mode	802.11g_TX_CH 11_ANT 1	Test Voltage	AC 120V/60Hz

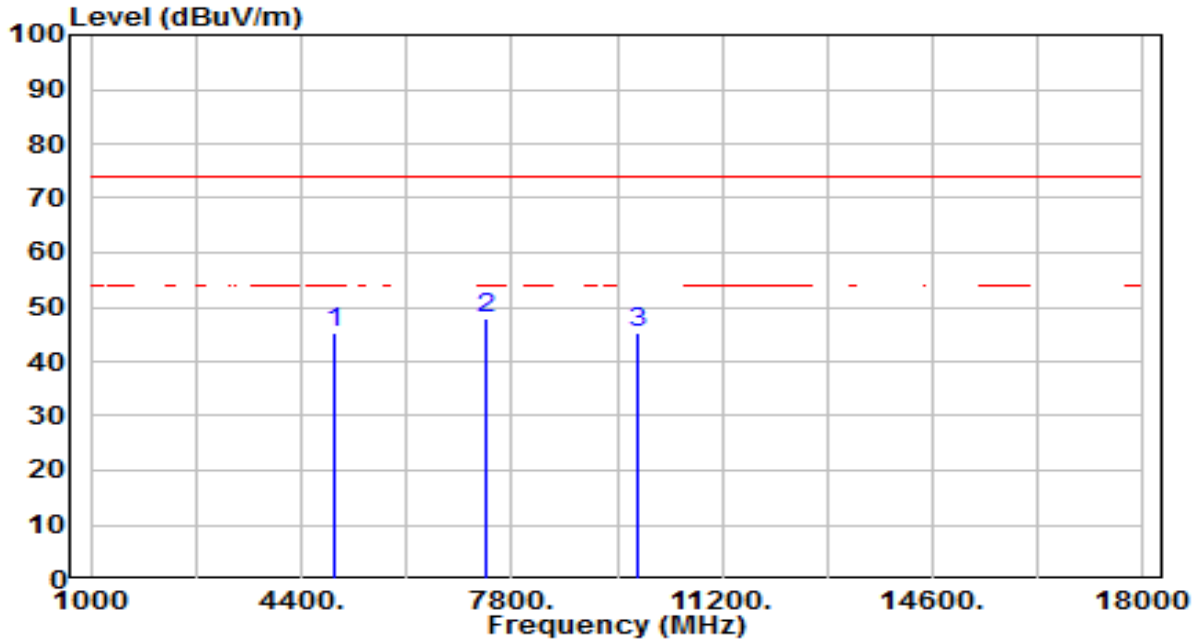

No		Frequency (MHz)	Reading (dBuV)	C.F (dB/m)	Measurement (dBuV/m)	Margin (dB)	Limit (dBuV/m)	Height (cm)	Angle (deg)	Remark (QP/PK/AV)
1		4924.000	41.84	3.62	45.45	-28.55	74.00	100	236	Peak
2	*	7386.000	35.75	12.07	47.83	-26.17	74.00	100	124	Peak
3		9848.000	29.98	15.43	45.41	-28.59	74.00	100	180	Peak

Note:

1. " *", means this data is the worst emission level.
2. C.F (Correction Factor) = Antenna Factor (dB/m) + Cable Loss (dB) – Preamplifier(dB).
3. Measurement (dBuV/m) = Reading(dBuV) + C.F (Correction Factor).
4. The emission levels of other frequencies are very lower than the limit and not show in test report.

EUT	Indoor/Outdoor Dual Lens Pan/Tilt Security Camera	Date of Test	2025-04-12
Factor	BBHA 9120D	Temp. / Humidity	25°C /63%
Polarity	Vertical	Site / Test Engineer	AC1 / Todd
Test Mode	802.11g_TX_CH 11_ANT 1	Test Voltage	AC 120V/60Hz

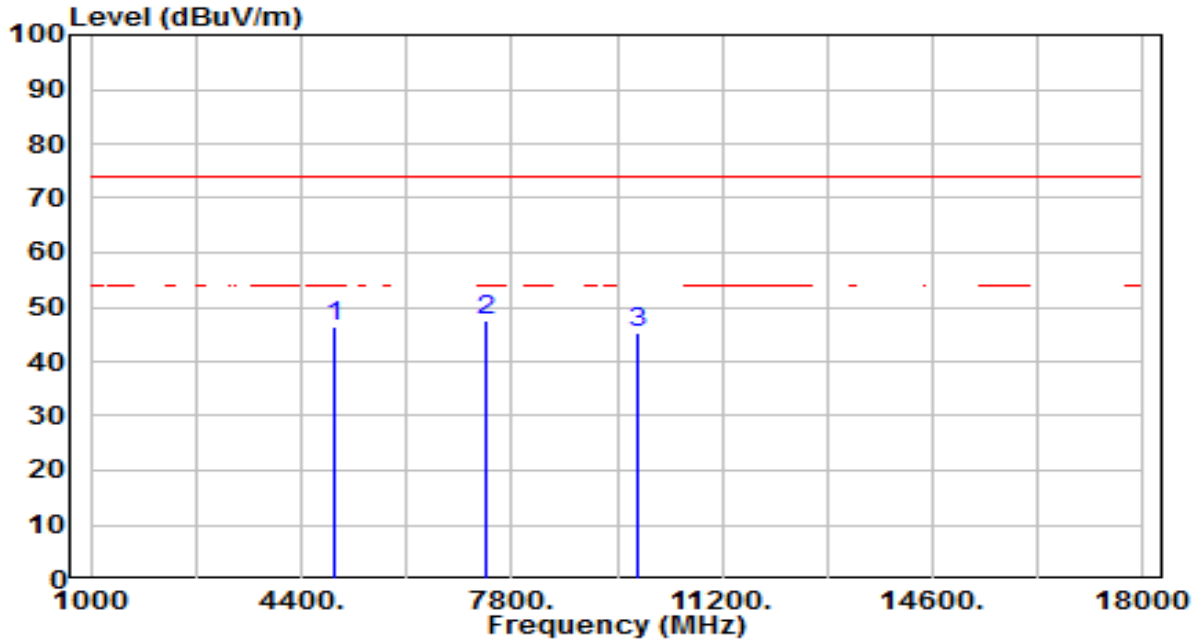

No		Frequency (MHz)	Reading (dBuV)	C.F (dB/m)	Measurement (dBuV/m)	Margin (dB)	Limit (dBuV/m)	Height (cm)	Angle (deg)	Remark (QP/PK/AV)
1		4924.000	42.89	3.62	46.50	-27.50	74.00	100	230	Peak
2	*	7386.000	35.57	12.07	47.64	-26.36	74.00	100	205	Peak
3		9848.000	29.73	15.43	45.16	-28.84	74.00	100	153	Peak

Note:

1. " *", means this data is the worst emission level.
2. C.F (Correction Factor) = Antenna Factor (dB/m) + Cable Loss (dB) – Preamplifier(dB).
3. Measurement (dBuV/m) = Reading(dBuV) + C.F (Correction Factor).
4. The emission levels of other frequencies are very lower than the limit and not show in test report.

EUT	Indoor/Outdoor Dual Lens Pan/Tilt Security Camera	Date of Test	2025-03-25
Factor	BBHA 9120D	Temp. / Humidity	24°C /52%
Polarity	Horizontal	Site / Test Engineer	AC1 / Todd
Test Mode	802.11n-20MHz_TX_CH 1_ANT 0	Test Voltage	AC 120V/60Hz

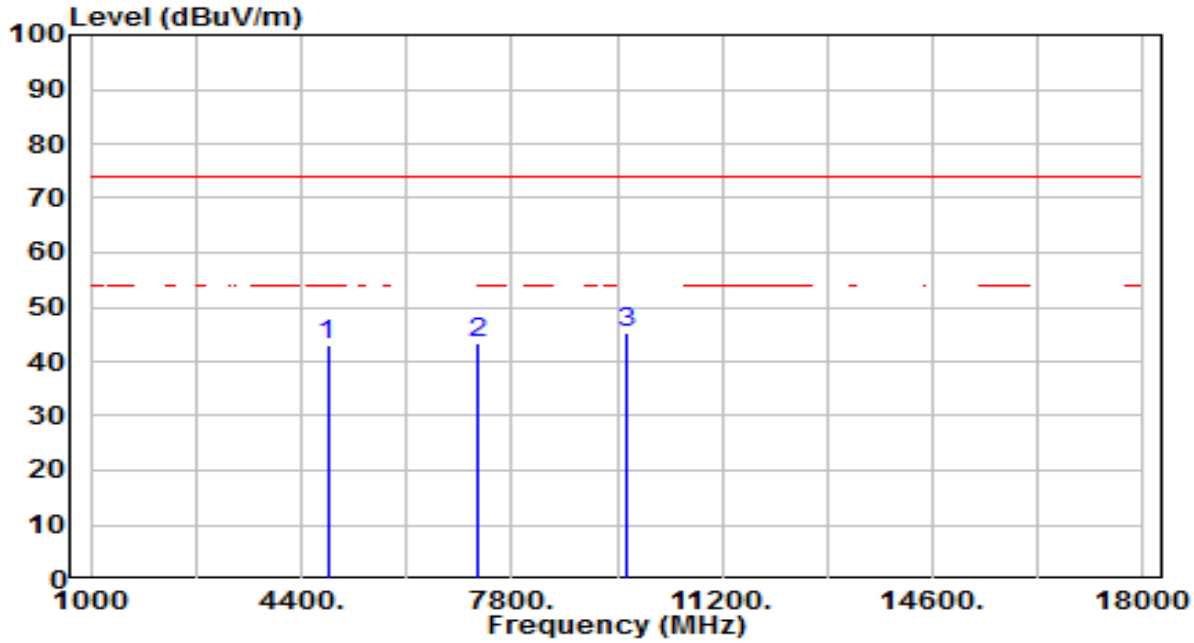

No		Frequency (MHz)	Reading (dBuV)	C.F (dB/m)	Measurement (dBuV/m)	Margin (dB)	Limit (dBuV/m)	Height (cm)	Angle (deg)	Remark (QP/PK/AV)
1		4824.000	39.80	3.39	43.19	-30.81	74.00	100	359	Peak
2		7236.000	31.92	11.33	43.24	-30.76	74.00	100	346	Peak
3	*	9648.000	30.29	15.09	45.38	-28.62	74.00	100	0	Peak

Note:

1. " *", means this data is the worst emission level.
2. C.F (Correction Factor) = Antenna Factor (dB/m) + Cable Loss (dB) – Preamplifier(dB).
3. Measurement (dBuV/m) = Reading(dBuV) + C.F (Correction Factor).
4. The emission levels of other frequencies are very lower than the limit and not show in test report.

EUT	Indoor/Outdoor Dual Lens Pan/Tilt Security Camera	Date of Test	2025-03-25
Factor	BBHA 9120D	Temp. / Humidity	24°C /52%
Polarity	Vertical	Site / Test Engineer	AC1 / Todd
Test Mode	802.11n-20MHz_TX_CH 1_ANT 0	Test Voltage	AC 120V/60Hz

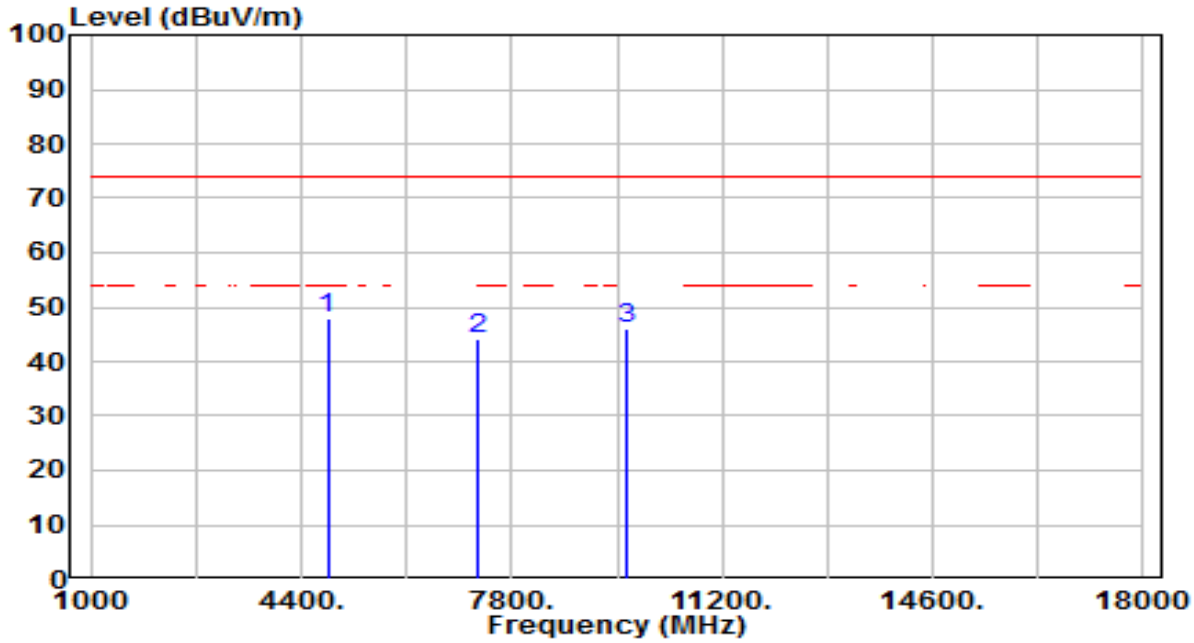

No		Frequency (MHz)	Reading (dBuV)	C.F (dB/m)	Measurement (dBuV/m)	Margin (dB)	Limit (dBuV/m)	Height (cm)	Angle (deg)	Remark (QP/PK/AV)
1	*	4824.000	44.44	3.39	47.83	-26.17	74.00	100	230	Peak
2		7236.000	32.78	11.33	44.11	-29.89	74.00	100	174	Peak
3		9648.000	31.00	15.09	46.08	-27.92	74.00	100	312	Peak

Note:

1. " *", means this data is the worst emission level.
2. C.F (Correction Factor) = Antenna Factor (dB/m) + Cable Loss (dB) – Preamplifier(dB).
3. Measurement (dBuV/m) = Reading(dBuV) + C.F (Correction Factor).
4. The emission levels of other frequencies are very lower than the limit and not show in test report.

EUT	Indoor/Outdoor Dual Lens Pan/Tilt Security Camera	Date of Test	2025-03-25
Factor	BBHA 9120D	Temp. / Humidity	24°C /52%
Polarity	Horizontal	Site / Test Engineer	AC1 / Todd
Test Mode	802.11n-20MHz_TX_CH 6_ANT 0	Test Voltage	AC 120V/60Hz

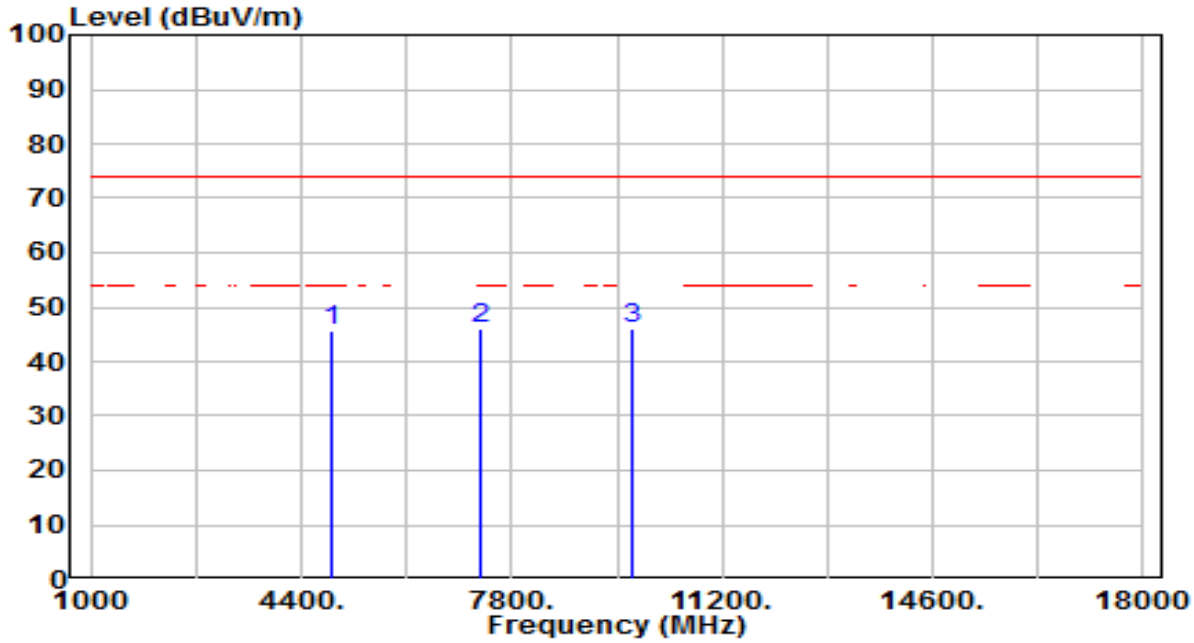

No		Frequency (MHz)	Reading (dBuV)	C.F (dB/m)	Measurement (dBuV/m)	Margin (dB)	Limit (dBuV/m)	Height (cm)	Angle (deg)	Remark (QP/PK/AV)
1		4874.000	42.19	3.51	45.70	-28.30	74.00	100	233	Peak
2	*	7311.000	34.51	11.70	46.21	-27.79	74.00	100	115	Peak
3		9748.000	30.93	15.26	46.19	-27.81	74.00	100	120	Peak

Note:

1. " *", means this data is the worst emission level.
2. C.F (Correction Factor) = Antenna Factor (dB/m) + Cable Loss (dB) – Preamplifier(dB).
3. Measurement (dBuV/m) = Reading(dBuV) + C.F (Correction Factor).
4. The emission levels of other frequencies are very lower than the limit and not show in test report.

EUT	Indoor/Outdoor Dual Lens Pan/Tilt Security Camera	Date of Test	2025-03-25
Factor	BBHA 9120D	Temp. / Humidity	24°C /52%
Polarity	Vertical	Site / Test Engineer	AC1 / Todd
Test Mode	802.11n-20MHz_TX_CH 6_ANT 0	Test Voltage	AC 120V/60Hz

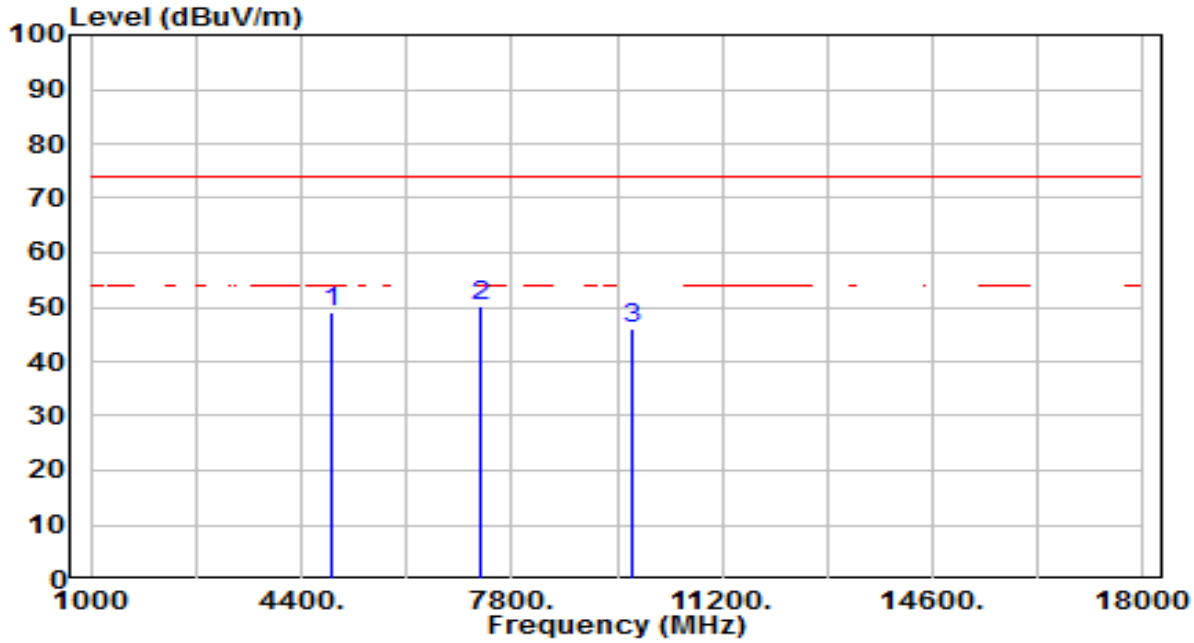

No		Frequency (MHz)	Reading (dBuV)	C.F (dB/m)	Measurement (dBuV/m)	Margin (dB)	Limit (dBuV/m)	Height (cm)	Angle (deg)	Remark (QP/PK/AV)
1		4874.000	45.68	3.51	49.19	-24.81	74.00	100	204	Peak
2	*	7311.000	38.63	11.70	50.33	-23.67	74.00	100	169	Peak
3		9748.000	30.69	15.26	45.95	-28.05	74.00	100	292	Peak

Note:

1. " *", means this data is the worst emission level.
2. C.F (Correction Factor) = Antenna Factor (dB/m) + Cable Loss (dB) – Preamplifier(dB).
3. Measurement (dBuV/m) = Reading(dBuV) + C.F (Correction Factor).
4. The emission levels of other frequencies are very lower than the limit and not show in test report.

EUT	Indoor/Outdoor Dual Lens Pan/Tilt Security Camera	Date of Test	2025-03-25
Factor	BBHA 9120D	Temp. / Humidity	24°C /52%
Polarity	Horizontal	Site / Test Engineer	AC1 / Todd
Test Mode	802.11n-20MHz_TX_CH 11_ANT 0	Test Voltage	AC 120V/60Hz

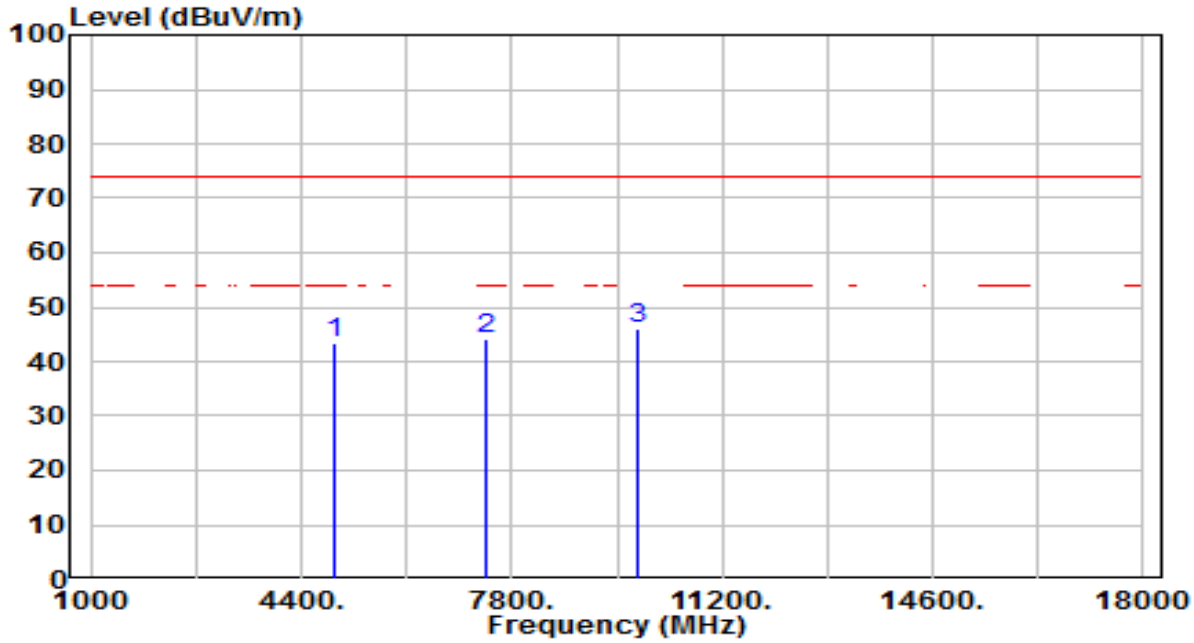

No		Frequency (MHz)	Reading (dBuV)	C.F (dB/m)	Measurement (dBuV/m)	Margin (dB)	Limit (dBuV/m)	Height (cm)	Angle (deg)	Remark (QP/PK/AV)
1		4924.000	39.81	3.62	43.43	-30.57	74.00	100	104	Peak
2		7386.000	32.08	12.07	44.15	-29.85	74.00	100	302	Peak
3	*	9848.000	30.43	15.43	45.86	-28.14	74.00	100	282	Peak

Note:

1. " *", means this data is the worst emission level.
2. C.F (Correction Factor) = Antenna Factor (dB/m) + Cable Loss (dB) – Preamplifier(dB).
3. Measurement (dBuV/m) = Reading(dBuV) + C.F (Correction Factor).
4. The emission levels of other frequencies are very lower than the limit and not show in test report.

EUT	Indoor/Outdoor Dual Lens Pan/Tilt Security Camera	Date of Test	2025-03-25
Factor	BBHA 9120D	Temp. / Humidity	24°C /52%
Polarity	Vertical	Site / Test Engineer	AC1 / Todd
Test Mode	802.11n-20MHz_TX_CH 11_ANT 0	Test Voltage	AC 120V/60Hz

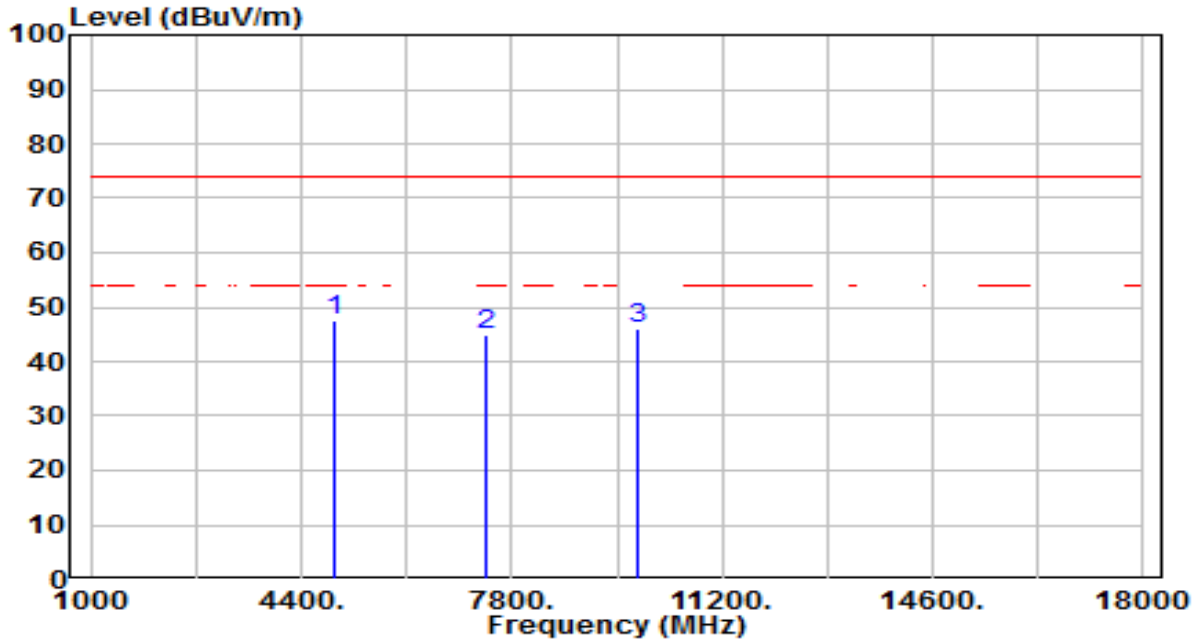

No		Frequency (MHz)	Reading (dBuV)	C.F (dB/m)	Measurement (dBuV/m)	Margin (dB)	Limit (dBuV/m)	Height (cm)	Angle (deg)	Remark (QP/PK/AV)
1	*	4924.000	43.82	3.62	47.44	-26.56	74.00	100	261	Peak
2		7386.000	32.99	12.07	45.06	-28.94	74.00	100	163	Peak
3		9848.000	30.75	15.43	46.18	-27.82	74.00	100	143	Peak

Note:

1. " *", means this data is the worst emission level.
2. C.F (Correction Factor) = Antenna Factor (dB/m) + Cable Loss (dB) – Preamplifier(dB).
3. Measurement (dBuV/m) = Reading(dBuV) + C.F (Correction Factor).
4. The emission levels of other frequencies are very lower than the limit and not show in test report.

EUT	Indoor/Outdoor Dual Lens Pan/Tilt Security Camera	Date of Test	2025-04-12
Factor	BBHA 9120D	Temp. / Humidity	25°C /63%
Polarity	Horizontal	Site / Test Engineer	AC1 / Todd
Test Mode	802.11n-20MHz_TX_CH 1_ANT 1	Test Voltage	AC 120V/60Hz

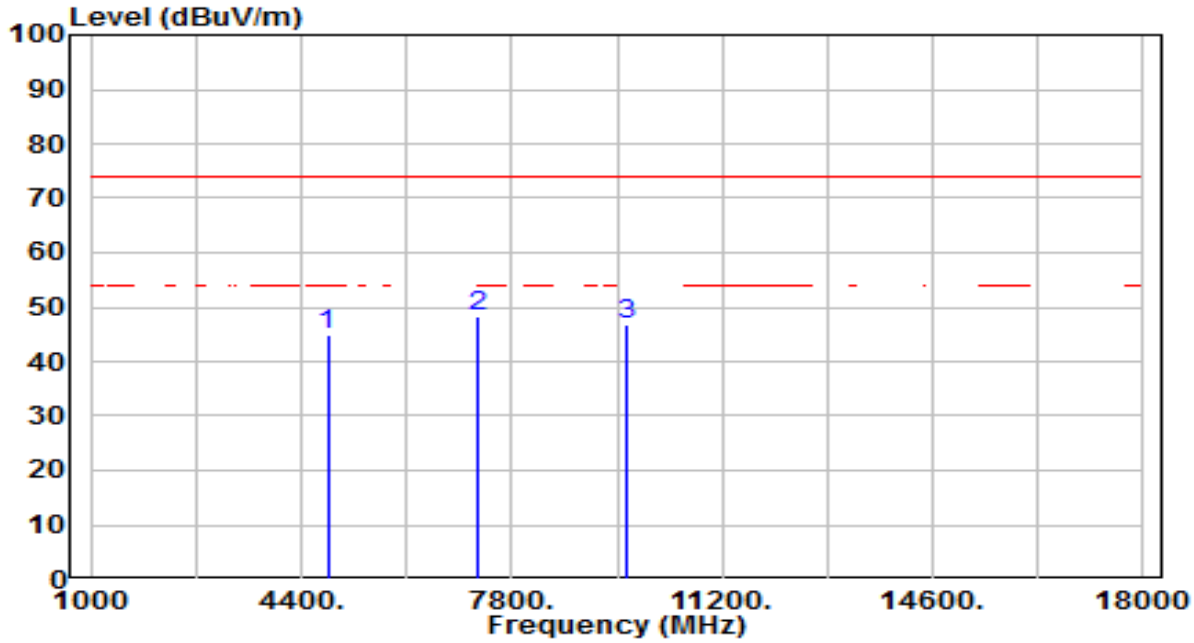

No		Frequency (MHz)	Reading (dBuV)	C.F (dB/m)	Measurement (dBuV/m)	Margin (dB)	Limit (dBuV/m)	Height (cm)	Angle (deg)	Remark (QP/PK/AV)
1		4824.000	41.63	3.39	45.02	-28.98	74.00	100	360	Peak
2	*	7236.000	36.84	11.33	48.17	-25.83	74.00	100	131	Peak
3		9648.000	31.55	15.09	46.64	-27.36	74.00	100	305	Peak

Note:

1. " *", means this data is the worst emission level.
2. C.F (Correction Factor) = Antenna Factor (dB/m) + Cable Loss (dB) – Preamplifier(dB).
3. Measurement (dBuV/m) = Reading(dBuV) + C.F (Correction Factor).
4. The emission levels of other frequencies are very lower than the limit and not show in test report.

EUT	Indoor/Outdoor Dual Lens Pan/Tilt Security Camera	Date of Test	2025-04-12
Factor	BBHA 9120D	Temp. / Humidity	25°C /63%
Polarity	Vertical	Site / Test Engineer	AC1 / Todd
Test Mode	802.11n-20MHz_TX_CH 1_ANT 1	Test Voltage	AC 120V/60Hz

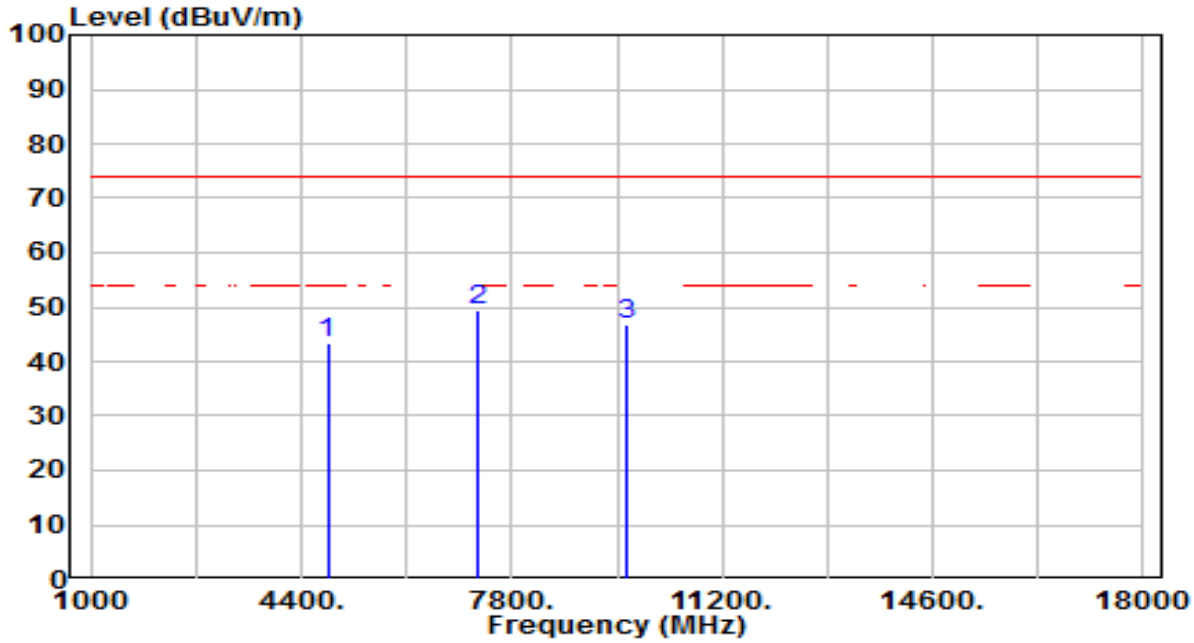

No		Frequency (MHz)	Reading (dBuV)	C.F (dB/m)	Measurement (dBuV/m)	Margin (dB)	Limit (dBuV/m)	Height (cm)	Angle (deg)	Remark (QP/PK/AV)
1		4824.000	40.02	3.39	43.42	-30.58	74.00	100	261	Peak
2	*	7236.000	38.29	11.33	49.62	-24.38	74.00	100	210	Peak
3		9648.000	31.59	15.09	46.67	-27.33	74.00	100	328	Peak

Note:

1. " *", means this data is the worst emission level.
2. C.F (Correction Factor) = Antenna Factor (dB/m) + Cable Loss (dB) – Preamplifier(dB).
3. Measurement (dBuV/m) = Reading(dBuV) + C.F (Correction Factor).
4. The emission levels of other frequencies are very lower than the limit and not show in test report.

EUT	Indoor/Outdoor Dual Lens Pan/Tilt Security Camera	Date of Test	2025-04-12
Factor	BBHA 9120D	Temp. / Humidity	25°C /63%
Polarity	Horizontal	Site / Test Engineer	AC1 / Todd
Test Mode	802.11n-20MHz_TX_CH 6_ANT 1	Test Voltage	AC 120V/60Hz

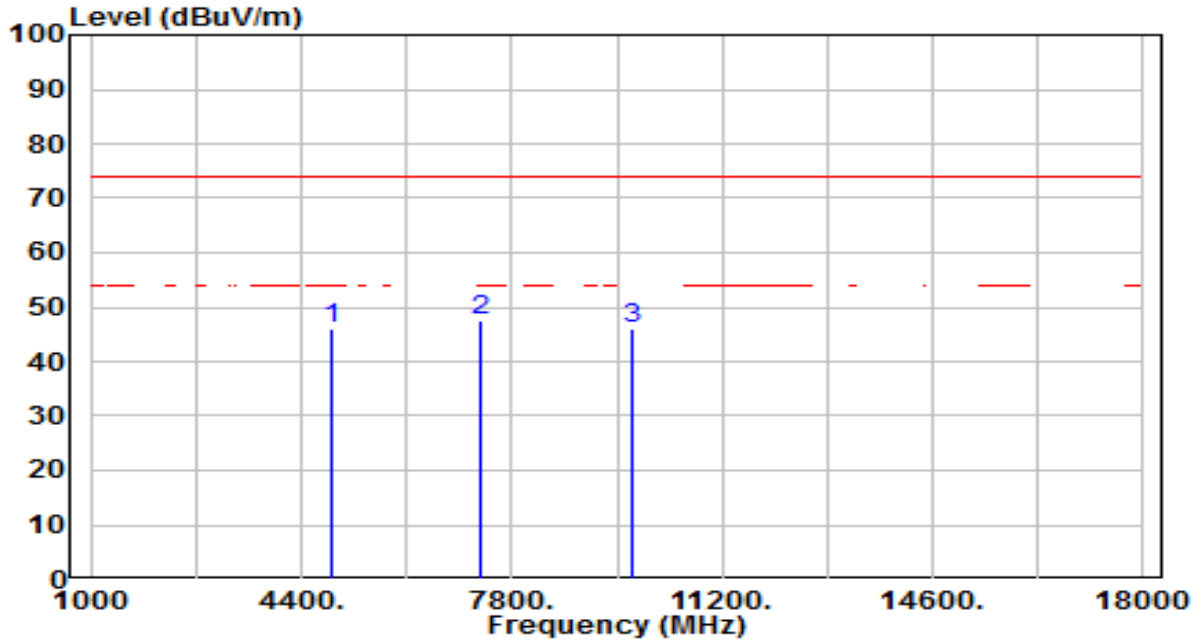

No		Frequency (MHz)	Reading (dBuV)	C.F (dB/m)	Measurement (dBuV/m)	Margin (dB)	Limit (dBuV/m)	Height (cm)	Angle (deg)	Remark (QP/PK/AV)
1		4874.000	42.35	3.51	45.85	-28.15	74.00	100	354	Peak
2	*	7311.000	35.87	11.70	47.57	-26.43	74.00	100	129	Peak
3		9748.000	30.85	15.26	46.11	-27.89	74.00	100	190	Peak

Note:

1. " *", means this data is the worst emission level.
2. C.F (Correction Factor) = Antenna Factor (dB/m) + Cable Loss (dB) – Preamplifier(dB).
3. Measurement (dBuV/m) = Reading(dBuV) + C.F (Correction Factor).
4. The emission levels of other frequencies are very lower than the limit and not show in test report.

EUT	Indoor/Outdoor Dual Lens Pan/Tilt Security Camera	Date of Test	2025-04-12
Factor	BBHA 9120D	Temp. / Humidity	25°C /63%
Polarity	Vertical	Site / Test Engineer	AC1 / Todd
Test Mode	802.11n-20MHz_TX_CH 6_ANT 1	Test Voltage	AC 120V/60Hz

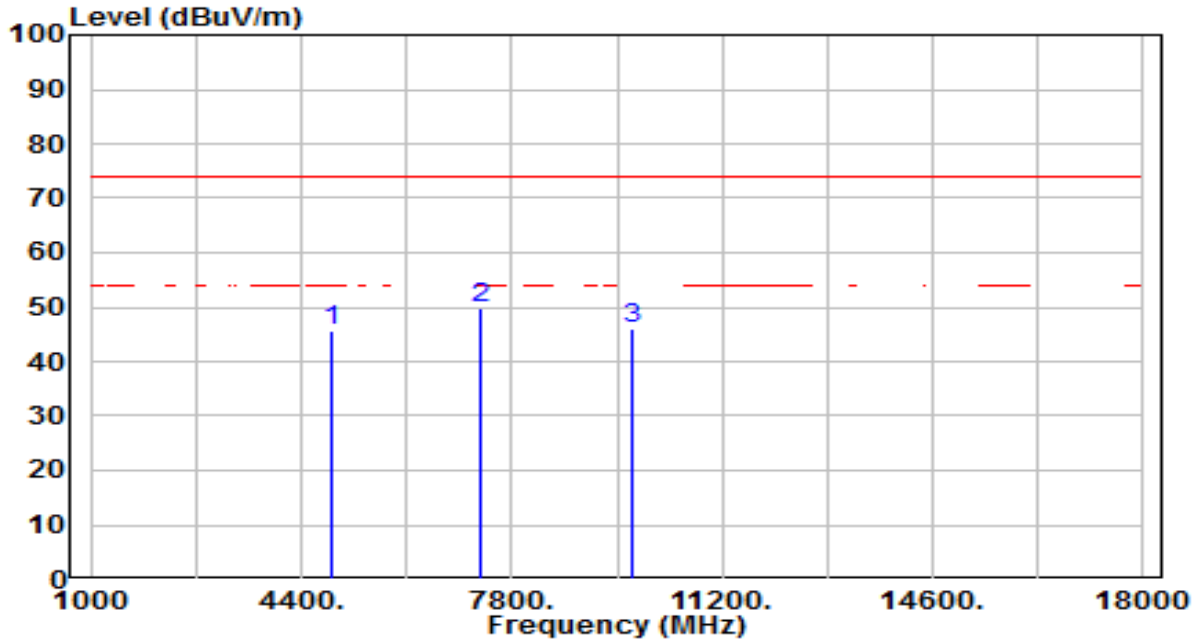

No		Frequency (MHz)	Reading (dBuV)	C.F (dB/m)	Measurement (dBuV/m)	Margin (dB)	Limit (dBuV/m)	Height (cm)	Angle (deg)	Remark (QP/PK/AV)
1		4874.000	42.14	3.51	45.64	-28.36	74.00	100	271	Peak
2	*	7311.000	38.04	11.70	49.73	-24.27	74.00	100	164	Peak
3		9748.000	30.82	15.26	46.08	-27.92	74.00	100	1	Peak

Note:

1. " *", means this data is the worst emission level.
2. C.F (Correction Factor) = Antenna Factor (dB/m) + Cable Loss (dB) – Preamplifier(dB).
3. Measurement (dBuV/m) = Reading(dBuV) + C.F (Correction Factor).
4. The emission levels of other frequencies are very lower than the limit and not show in test report.

EUT	Indoor/Outdoor Dual Lens Pan/Tilt Security Camera	Date of Test	2025-04-12
Factor	BBHA 9120D	Temp. / Humidity	25°C /63%
Polarity	Horizontal	Site / Test Engineer	AC1 / Todd
Test Mode	802.11n-20MHz_TX_CH 11_ANT 1	Test Voltage	AC 120V/60Hz

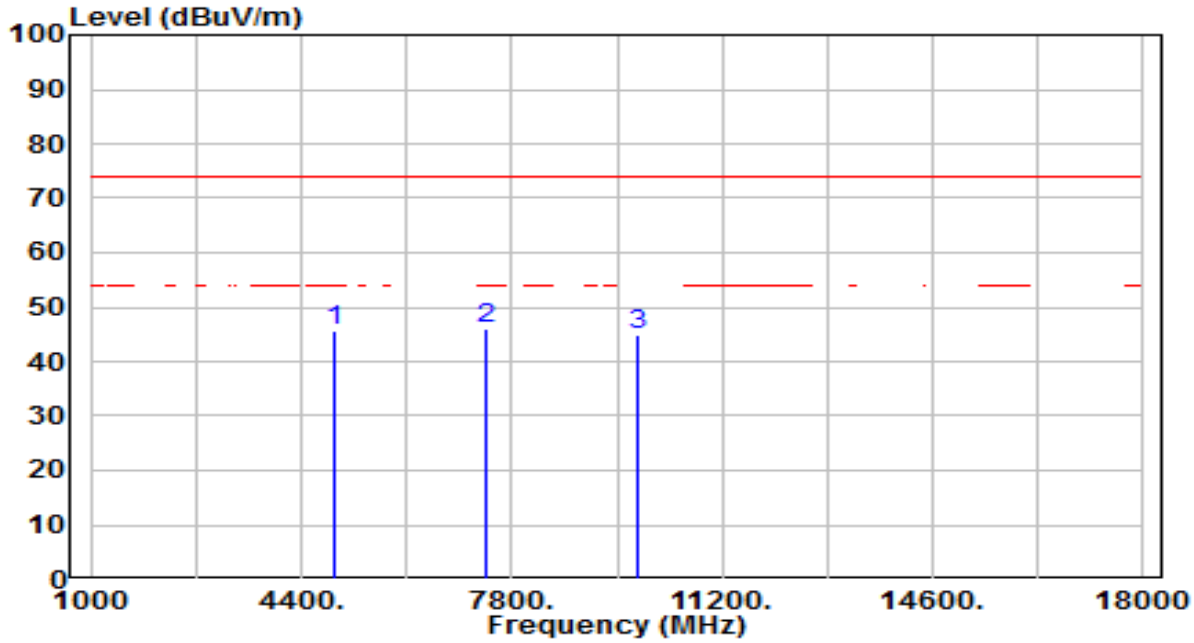

No		Frequency (MHz)	Reading (dBuV)	C.F (dB/m)	Measurement (dBuV/m)	Margin (dB)	Limit (dBuV/m)	Height (cm)	Angle (deg)	Remark (QP/PK/AV)
1		4924.000	42.00	3.62	45.62	-28.38	74.00	100	12	Peak
2	*	7386.000	34.06	12.07	46.13	-27.87	74.00	100	134	Peak
3		9848.000	29.50	15.43	44.93	-29.07	74.00	100	335	Peak

Note:

1. " *", means this data is the worst emission level.
2. C.F (Correction Factor) = Antenna Factor (dB/m) + Cable Loss (dB) – Preamplifier(dB).
3. Measurement (dBuV/m) = Reading(dBuV) + C.F (Correction Factor).
4. The emission levels of other frequencies are very lower than the limit and not show in test report.

EUT	Indoor/Outdoor Dual Lens Pan/Tilt Security Camera	Date of Test	2025-04-12
Factor	BBHA 9120D	Temp. / Humidity	25°C /63%
Polarity	Vertical	Site / Test Engineer	AC1 / Todd
Test Mode	802.11n-20MHz_TX_CH 11_ANT 1	Test Voltage	AC 120V/60Hz

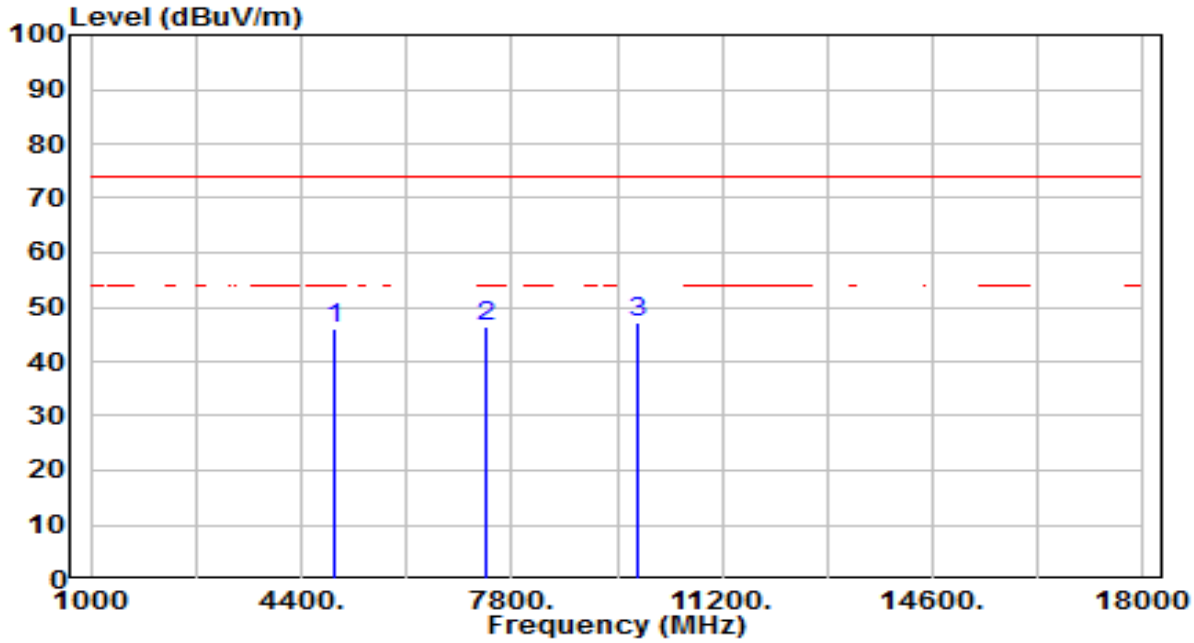

No		Frequency (MHz)	Reading (dBuV)	C.F (dB/m)	Measurement (dBuV/m)	Margin (dB)	Limit (dBuV/m)	Height (cm)	Angle (deg)	Remark (QP/PK/AV)
1		4924.000	42.61	3.62	46.23	-27.77	74.00	100	236	Peak
2		7386.000	34.40	12.07	46.48	-27.52	74.00	100	200	Peak
3	*	9848.000	31.72	15.43	47.15	-26.85	74.00	100	360	Peak

Note:

1. " *", means this data is the worst emission level.
2. C.F (Correction Factor) = Antenna Factor (dB/m) + Cable Loss (dB) – Preamplifier(dB).
3. Measurement (dBuV/m) = Reading(dBuV) + C.F (Correction Factor).
4. The emission levels of other frequencies are very lower than the limit and not show in test report.

EUT	Indoor/Outdoor Dual Lens Pan/Tilt Security Camera	Date of Test	2025-04-01
Factor	BBHA 9170	Temp. / Humidity	21°C /61%
Polarity	Horizontal	Site / Test Engineer	AC1 / Todd
Test Mode	802.11n-20MHz_TX_CH 6_ANT 0	Test Voltage	AC 120V/60Hz

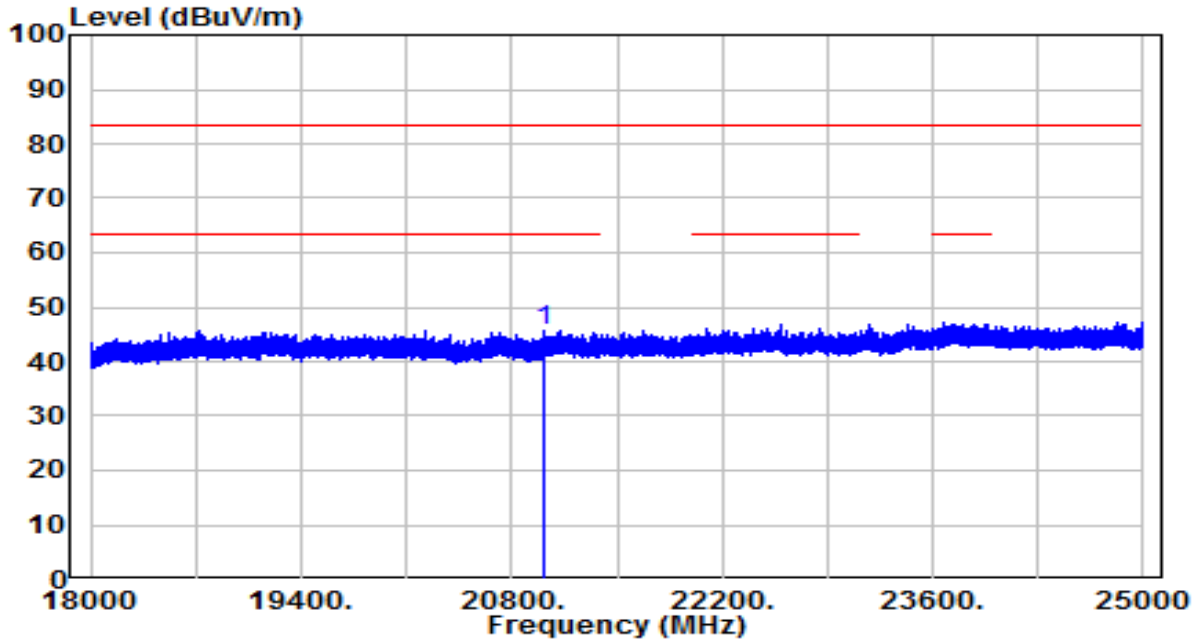

No		Frequency (MHz)	Reading (dBuV)	C.F (dB/m)	Measurement (dBuV/m)	Margin (dB)	Limit (dBuV/m)	Height (cm)	Angle (deg)	Remark (QP/PK/AV)
1	*	21011.310	34.56	11.12	45.68	-37.82	83.50	150	230	Peak

Note:

1. " *", means this data is the worst emission level.
2. C.F (Correction Factor) = Antenna Factor (dB/m) + Cable Loss (dB) – Preamplifier(dB).
3. Measurement (dBuV/m) = Reading(dBuV) + C.F (Correction Factor).
4. The emission levels of other frequencies are very lower than the limit and not show in test report.

EUT	Indoor/Outdoor Dual Lens Pan/Tilt Security Camera	Date of Test	2025-04-01
Factor	BBHA 9170	Temp. / Humidity	21°C /61%
Polarity	Vertical	Site / Test Engineer	AC1 / Todd
Test Mode	802.11n-20MHz_TX_CH 6_ANT 0	Test Voltage	AC 120V/60Hz

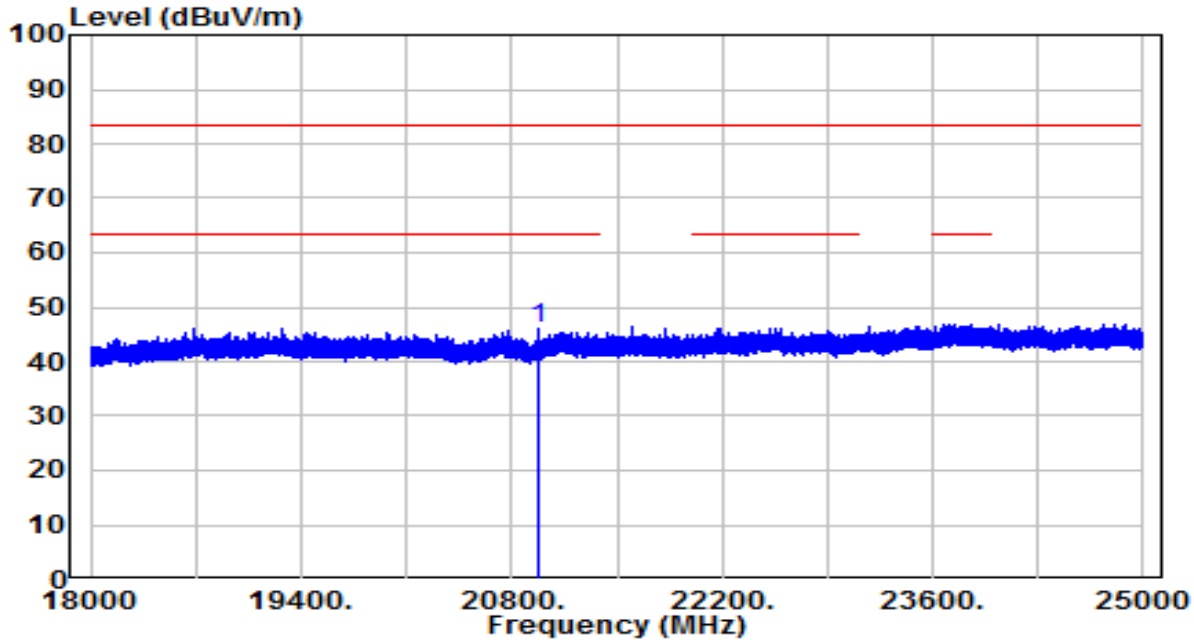

No		Frequency (MHz)	Reading (dBuV)	C.F (dB/m)	Measurement (dBuV/m)	Margin (dB)	Limit (dBuV/m)	Height (cm)	Angle (deg)	Remark (QP/PK/AV)
1	*	20971.500	34.78	11.10	45.88	-37.62	83.50	150	70	Peak

Note:

1. " *", means this data is the worst emission level.
2. C.F (Correction Factor) = Antenna Factor (dB/m) + Cable Loss (dB) – Preamplifier(dB).
3. Measurement (dBuV/m) = Reading(dBuV) + C.F (Correction Factor).
4. The emission levels of other frequencies are very lower than the limit and not show in test report.

EUT	Indoor/Outdoor Dual Lens Pan/Tilt Security Camera	Date of Test	2025-04-01
Factor	BBHA 9170	Temp. / Humidity	21°C /61%
Polarity	Horizontal	Site / Test Engineer	AC1 / Todd
Test Mode	802.11n-20MHz_TX_CH 6_ANT 1	Test Voltage	AC 120V/60Hz

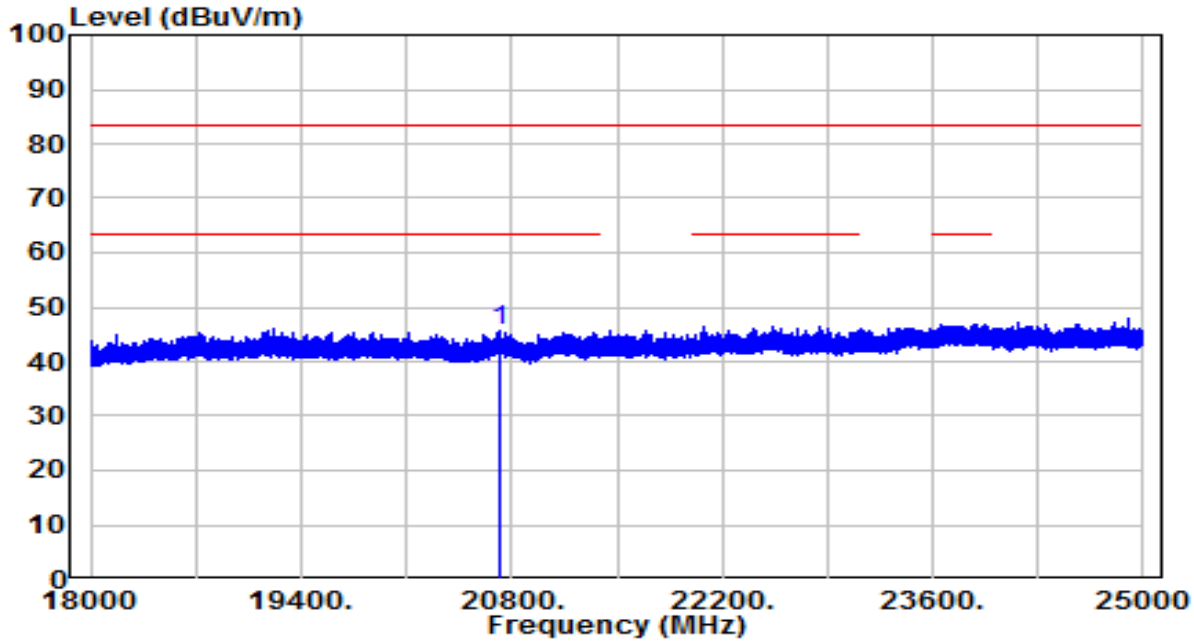

No		Frequency (MHz)	Reading (dBuV)	C.F (dB/m)	Measurement (dBuV/m)	Margin (dB)	Limit (dBuV/m)	Height (cm)	Angle (deg)	Remark (QP/PK/AV)
1	*	20727.810	34.84	10.89	45.72	-37.78	83.50	150	217	Peak

Note:

1. " *", means this data is the worst emission level.
2. C.F (Correction Factor) = Antenna Factor (dB/m) + Cable Loss (dB) – Preamplifier(dB).
3. Measurement (dBuV/m) = Reading(dBuV) + C.F (Correction Factor).
4. The emission levels of other frequencies are very lower than the limit and not show in test report.

EUT	Indoor/Outdoor Dual Lens Pan/Tilt Security Camera	Date of Test	2025-04-01
Factor	BBHA 9170	Temp. / Humidity	21°C /61%
Polarity	Vertical	Site / Test Engineer	AC1 / Todd
Test Mode	802.11n-20MHz_TX_CH 6_ANT 1	Test Voltage	AC 120V/60Hz

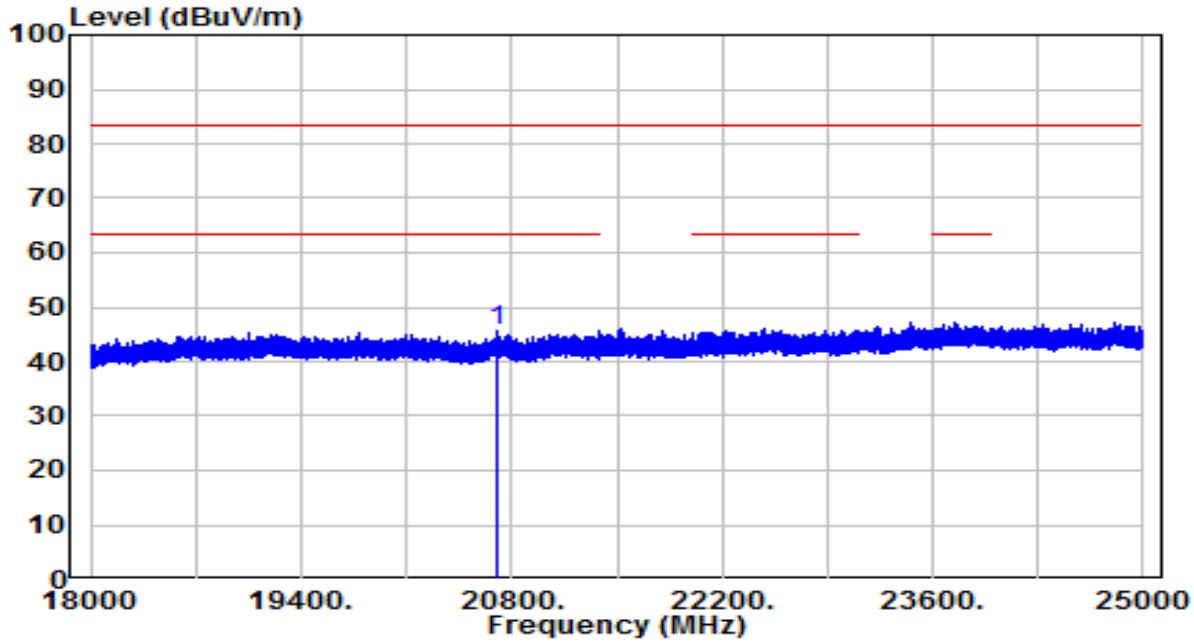

No		Frequency (MHz)	Reading (dBuV)	C.F (dB/m)	Measurement (dBuV/m)	Margin (dB)	Limit (dBuV/m)	Height (cm)	Angle (deg)	Remark (QP/PK/AV)
1	*	20709.220	34.80	10.87	45.67	-37.83	83.50	150	65	Peak

Note:

1. " *", means this data is the worst emission level.
2. C.F (Correction Factor) = Antenna Factor (dB/m) + Cable Loss (dB) – Preamplifier(dB).
3. Measurement (dBuV/m) = Reading(dBuV) + C.F (Correction Factor).
4. The emission levels of other frequencies are very lower than the limit and not show in test report.

7.7. Radiated Restricted Band Edge Measurement

7.7.1.Test Limit

For 15.205 requirement:

Radiated emissions which fall in the restricted bands, as defined in Section 15.205(a) of FCC part 15, must also comply with the radiated emission limits specified in Section 15.209(a).

Frequency (MHz)	Frequency (MHz)	Frequency (MHz)	Frequency (GHz)
0.090 - 0.110	16.42 - 16.423	399.9 - 410	4.5 - 5.15
[1] 0.495 - 0.505	16.69475 - 16.69525	608 - 614	5.35 - 5.46
2.1735 - 2.1905	16.80425 - 16.80475	960 - 1240	7.25 - 7.75
4.125 - 4.128	25.5 - 25.67	1300 - 1427	8.025 - 8.5
4.17725 - 4.17775	37.5 - 38.25	1435 - 1626.5	9.0 - 9.2
4.20725 - 4.20775	73 - 74.6	1645.5 - 1646.5	9.3 - 9.5
6.215 - 6.218	74.8 - 75.2	1660 - 1710	10.6 - 12.7
6.26775 - 6.26825	108 - 121.94	1718.8 - 1722.2	13.25 - 13.4
6.31175 - 6.31225	123 - 138	2200 - 2300	14.47 - 14.5
8.291 - 8.294	149.9 - 150.05	2310 - 2390	15.35 - 16.2
8.362 - 8.366	156.52475 - 156.52525	2483.5 - 2500	17.7 - 21.4
8.37625 - 8.38675	156.7 - 156.9	2690 - 2900	22.01 - 23.12
8.41425 - 8.41475	162.0125 - 167.17	3260 - 3267	23.6 - 24.0
12.29 - 12.293	167.72 - 173.2	3332 - 3339	31.2 - 31.8
12.51975 - 12.52025	240 - 285	3345.8 - 3358	36.43 - 36.5
12.57675 - 12.57725	322 - 335.4	3600 - 4400	([2])
13.36 - 13.41	--	--	--

All out of band emissions appearing in a restricted band as specified in Section 15.205 of the Title 47CFR must not exceed the limits shown in Table per Section 15.209.

FCC Part 15 Subpart C Paragraph 15.209 Limits		
Frequency [MHz]	Field Strength [uV/m]	Measured Distance [Meters]
0.009 - 0.490	2400/F (kHz)	300
0.490 - 1.705	24000/F (kHz)	30
1.705 - 30	30	30
30 - 88	100	3
88 - 216	150	3
216 - 960	200	3
Above 960	500	3

7.7.2.Test Procedure Used

ANSI C63.10 - 2013 Section 6.3 (General Requirements)

ANSI C63.10 - 2013 Section 6.6 (Standard test method above 1GHz)

7.7.3.Test Setting

Peak Field Strength Measurements

1. Analyzer center frequency was set to the frequency of the radiated spurious emission of interest
2. RBW = 1MHz
3. VBW = 3MHz
4. Detector = peak
5. Sweep time = auto couple
6. Trace mode = max hold
7. Trace was allowed to stabilize

Average Measurements above 1GHz (Method VB)

1. Analyzer center frequency was set to the frequency of the radiated spurious emission of interest
2. RBW = 1MHz
3. VBW; If the EUT is configured to transmit with duty cycle ≥ 98%, set VBW = 10 Hz.

   If the EUT duty cycle is < 98%, set VBW ≥ 1/T. T is the minimum transmission duration.
4. Detector = Peak
5. Sweep time = auto
6. Trace mode = max hold
7. Trace was allowed to stabilize

7.7.4.Test Setup

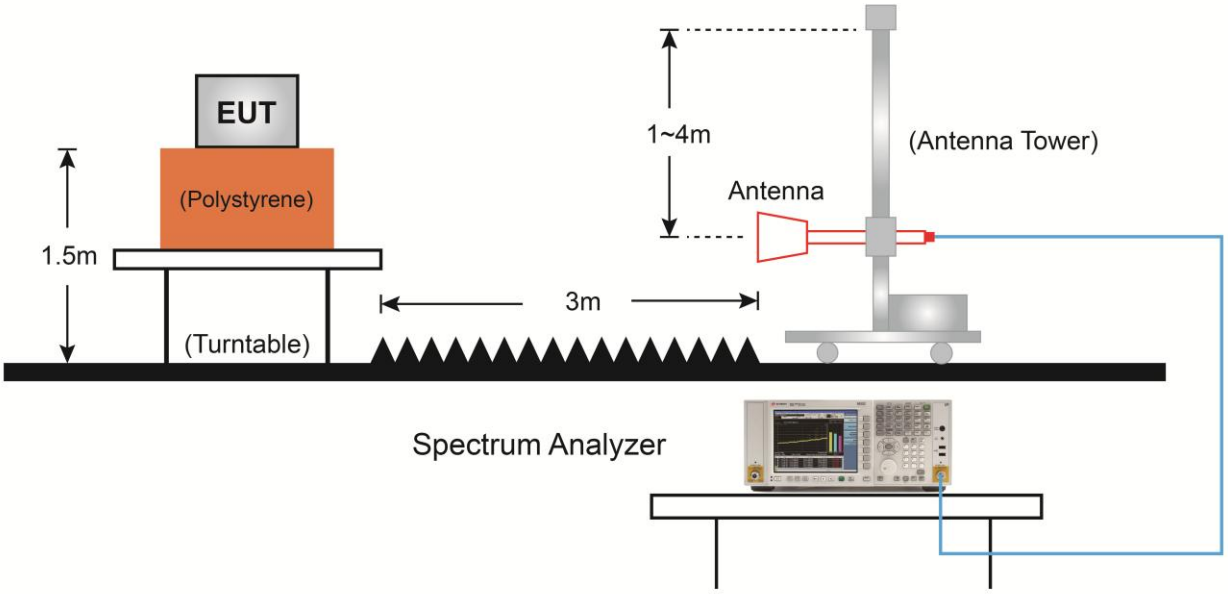

7.7.5.Test Result

EUT	Indoor/Outdoor Dual Lens Pan/Tilt Security Camera	Date of Test	2025-03-25
Factor	BBHA 9120D	Temp. / Humidity	24°C /52%
Polarity	Horizontal	Site / Test Engineer	AC1 / Todd
Test Mode	802.11b_TX_CH 1_ANT 0	Test Voltage	AC 120V/60Hz

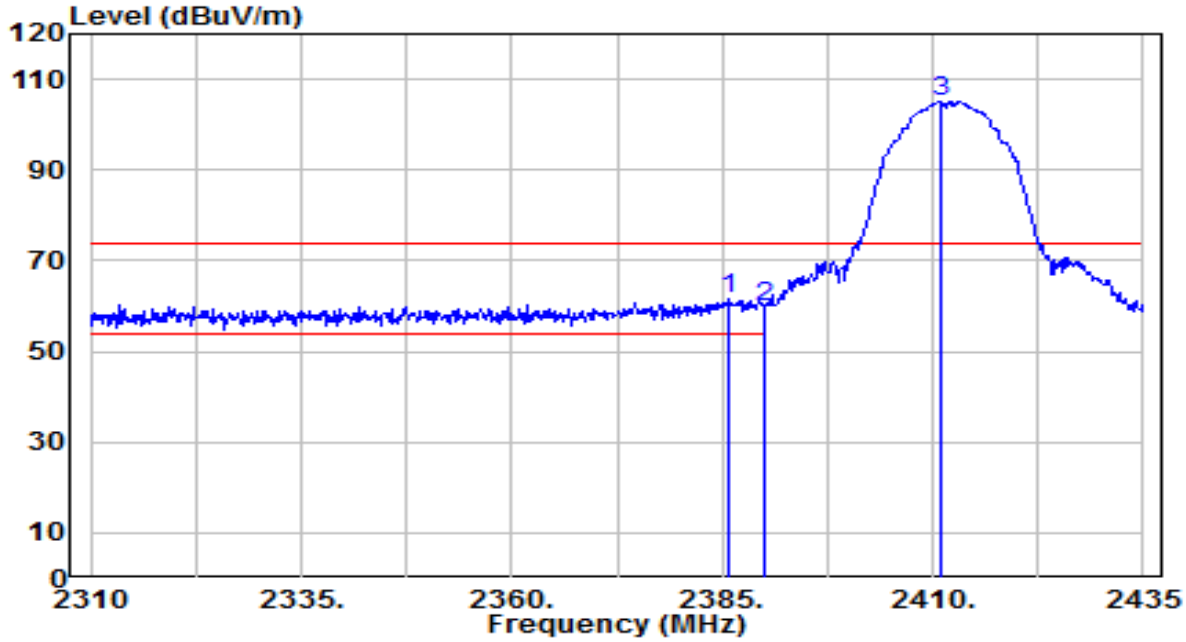

No		Frequency (MHz)	Reading (dBuV)	C.F (dB/m)	Measurement (dBuV/m)	Margin (dB)	Limit (dBuV/m)	Height (cm)	Angle (deg)	Remark (QP/PK/AV)
1	*	2385.625	29.58	31.83	61.41	-12.59	74.00	195	275	Peak
2		2390.000	27.83	31.85	59.67	-14.33	74.00	195	275	Peak
3		2410.875	73.04	31.93	104.97	N/A	N/A	195	275	Peak

Note:

1. " *", means this data is the worst emission level.
2. C.F (Correction Factor) = Antenna Factor (dB/m) + Cable Loss (dB).
3. Measurement (dBuV/m) = Reading(dBuV) + C.F (Correction Factor).
4. The emission levels of other frequencies are very lower than the limit and not show in test report.

EUT	Indoor/Outdoor Dual Lens Pan/Tilt Security Camera	Date of Test	2025-03-25
Factor	BBHA 9120D	Temp. / Humidity	24°C /52%
Polarity	Horizontal	Site / Test Engineer	AC1 / Todd
Test Mode	802.11b_TX_CH 1_ANT 0	Test Voltage	AC 120V/60Hz

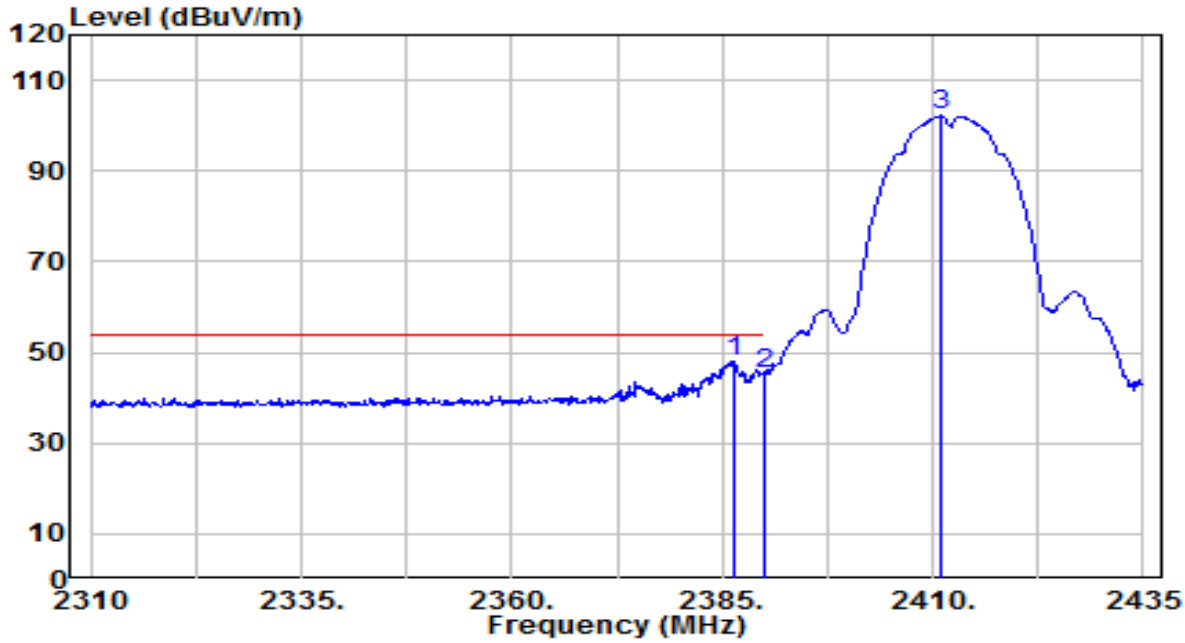

No		Frequency (MHz)	Reading (dBuV)	C.F (dB/m)	Measurement (dBuV/m)	Margin (dB)	Limit (dBuV/m)	Height (cm)	Angle (deg)	Remark (QP/PK/AV)
1	*	2386.375	16.09	31.84	47.92	-6.08	54.00	195	275	Average
2		2390.000	13.57	31.85	45.41	-8.59	54.00	195	275	Average
3		2411.000	70.22	31.93	102.15	N/A	N/A	195	275	Average

Note:

1. " *", means this data is the worst emission level.
2. C.F (Correction Factor) = Antenna Factor (dB/m) + Cable Loss (dB).
3. Measurement (dBuV/m) = Reading(dBuV) + C.F (Correction Factor).
4. The emission levels of other frequencies are very lower than the limit and not show in test report.

EUT	Indoor/Outdoor Dual Lens Pan/Tilt Security Camera	Date of Test	2025-03-25
Factor	BBHA 9120D	Temp. / Humidity	24°C /52%
Polarity	Vertical	Site / Test Engineer	AC1 / Todd
Test Mode	802.11b_TX_CH 1_ANT 0	Test Voltage	AC 120V/60Hz

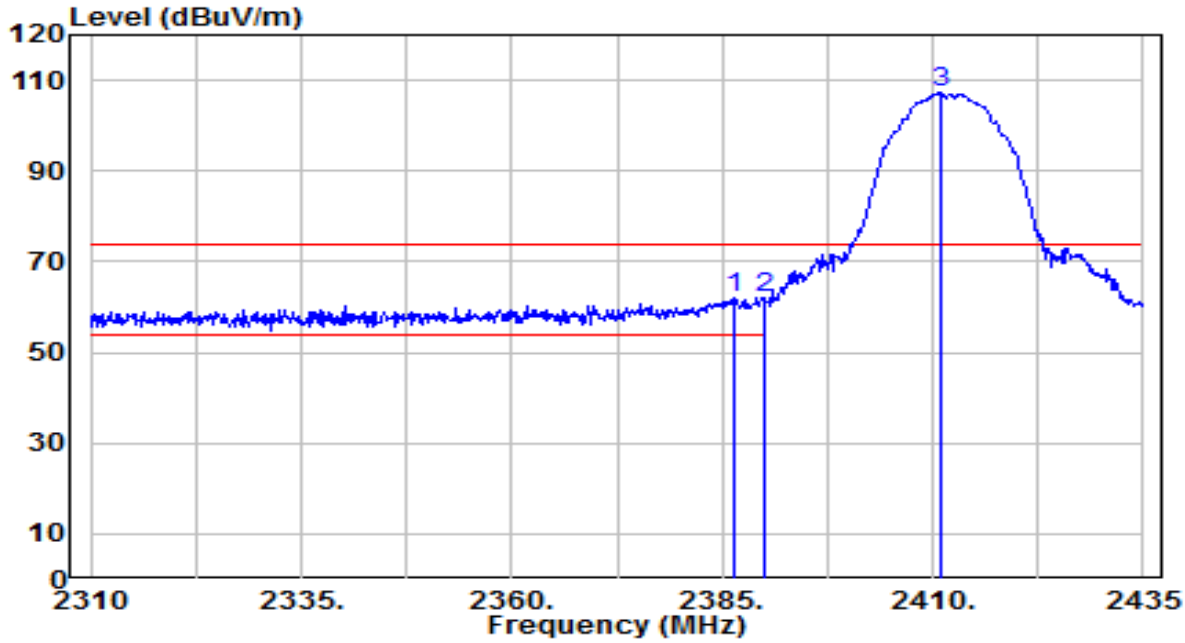

No		Frequency (MHz)	Reading (dBuV)	C.F (dB/m)	Measurement (dBuV/m)	Margin (dB)	Limit (dBuV/m)	Height (cm)	Angle (deg)	Remark (QP/PK/AV)
1		2386.375	30.07	31.84	61.90	-12.10	74.00	170	155	Peak
2	*	2390.000	30.34	31.85	62.19	-11.81	74.00	170	155	Peak
3		2410.875	75.18	31.93	107.10	N/A	N/A	170	155	Peak

Note:

1. " *", means this data is the worst emission level.
2. C.F (Correction Factor) = Antenna Factor (dB/m) + Cable Loss (dB).
3. Measurement (dBuV/m) = Reading(dBuV) + C.F (Correction Factor).
4. The emission levels of other frequencies are very lower than the limit and not show in test report.

EUT	Indoor/Outdoor Dual Lens Pan/Tilt Security Camera	Date of Test	2025-03-25
Factor	BBHA 9120D	Temp. / Humidity	24°C /52%
Polarity	Vertical	Site / Test Engineer	AC1 / Todd
Test Mode	802.11b_TX_CH 1_ANT 0	Test Voltage	AC 120V/60Hz

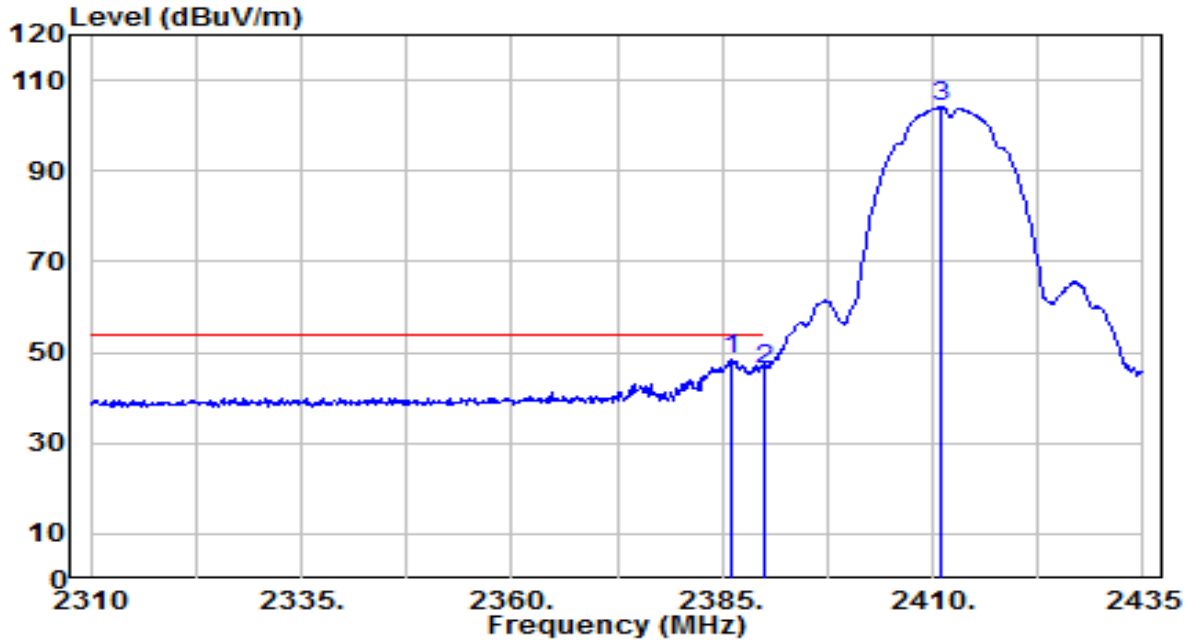

No		Frequency (MHz)	Reading (dBuV)	C.F (dB/m)	Measurement (dBuV/m)	Margin (dB)	Limit (dBuV/m)	Height (cm)	Angle (deg)	Remark (QP/PK/AV)
1	*	2386.000	16.50	31.83	48.34	-5.66	54.00	170	155	Average
2		2390.000	14.51	31.85	46.36	-7.64	54.00	170	155	Average
3		2411.000	72.16	31.93	104.09	N/A	N/A	170	155	Average

Note:

1. " *", means this data is the worst emission level.
2. C.F (Correction Factor) = Antenna Factor (dB/m) + Cable Loss (dB).
3. Measurement (dBuV/m) = Reading(dBuV) + C.F (Correction Factor).
4. The emission levels of other frequencies are very lower than the limit and not show in test report.

EUT	Indoor/Outdoor Dual Lens Pan/Tilt Security Camera	Date of Test	2025-03-25
Factor	BBHA 9120D	Temp. / Humidity	24°C /52%
Polarity	Horizontal	Site / Test Engineer	AC1 / Todd
Test Mode	802.11b_TX_CH 6_ANT 0	Test Voltage	AC 120V/60Hz

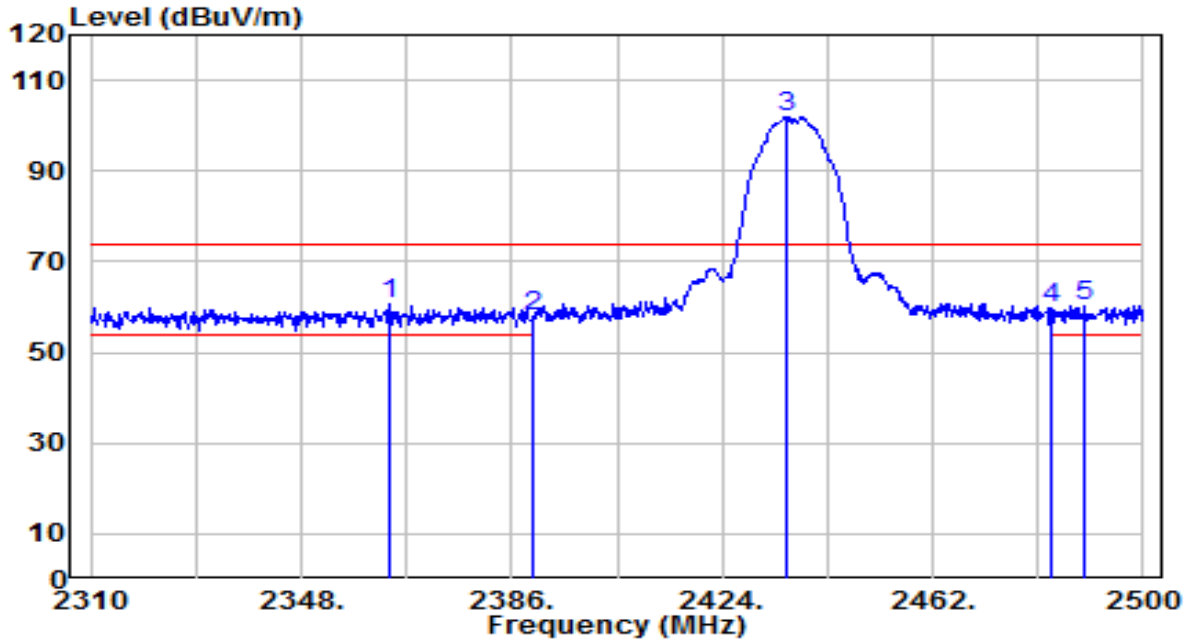

No		Frequency (MHz)	Reading (dBuV)	C.F (dB/m)	Measurement (dBuV/m)	Margin (dB)	Limit (dBuV/m)	Height (cm)	Angle (deg)	Remark (QP/PK/AV)
1	*	2363.960	29.01	31.75	60.76	-13.24	74.00	145	275	Peak
2		2390.000	26.23	31.85	58.08	-15.92	74.00	145	275	Peak
3		2435.780	69.89	32.02	101.91	N/A	N/A	145	275	Peak
4		2483.500	27.76	32.20	59.96	-14.04	74.00	145	275	Peak
5		2489.550	28.11	32.22	60.33	-13.67	74.00	145	275	Peak

Note:

1. " *", means this data is the worst emission level.
2. C.F (Correction Factor) = Antenna Factor (dB/m) + Cable Loss (dB).
3. Measurement (dBuV/m) = Reading(dBuV) + C.F (Correction Factor).
4. The emission levels of other frequencies are very lower than the limit and not show in test report.

EUT	Indoor/Outdoor Dual Lens Pan/Tilt Security Camera	Date of Test	2025-03-25
Factor	BBHA 9120D	Temp. / Humidity	24°C /52%
Polarity	Horizontal	Site / Test Engineer	AC1 / Todd
Test Mode	802.11b_TX_CH 6_ANT 0	Test Voltage	AC 120V/60Hz

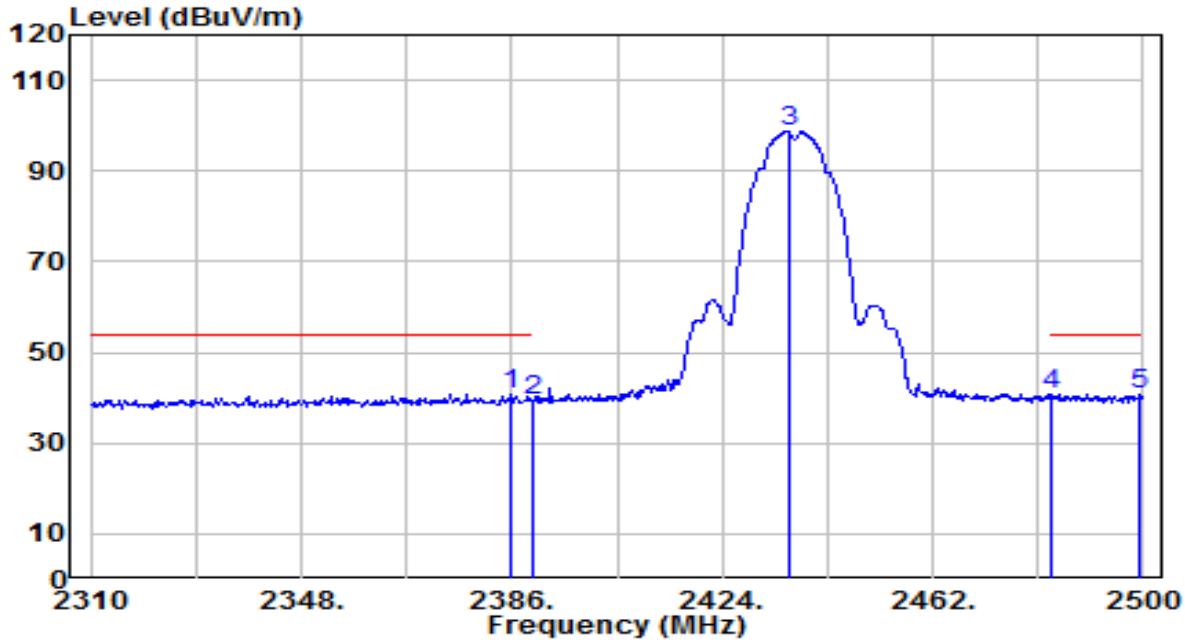

No		Frequency (MHz)	Reading (dBuV)	C.F (dB/m)	Measurement (dBuV/m)	Margin (dB)	Limit (dBuV/m)	Height (cm)	Angle (deg)	Remark (QP/PK/AV)
1		2385.810	8.92	31.83	40.75	-13.25	54.00	145	275	Average
2		2390.000	7.36	31.85	39.20	-14.80	54.00	145	275	Average
3		2435.970	66.74	32.02	98.77	N/A	N/A	145	275	Average
4		2483.500	8.70	32.20	40.90	-13.10	54.00	145	275	Average
5	*	2499.430	8.69	32.26	40.95	-13.05	54.00	145	275	Average

Note:

1. " *", means this data is the worst emission level.
2. C.F (Correction Factor) = Antenna Factor (dB/m) + Cable Loss (dB).
3. Measurement (dBuV/m) = Reading(dBuV) + C.F (Correction Factor).
4. The emission levels of other frequencies are very lower than the limit and not show in test report.

EUT	Indoor/Outdoor Dual Lens Pan/Tilt Security Camera	Date of Test	2025-03-25
Factor	BBHA 9120D	Temp. / Humidity	24°C /52%
Polarity	Vertical	Site / Test Engineer	AC1 / Todd
Test Mode	802.11b_TX_CH 6_ANT 0	Test Voltage	AC 120V/60Hz

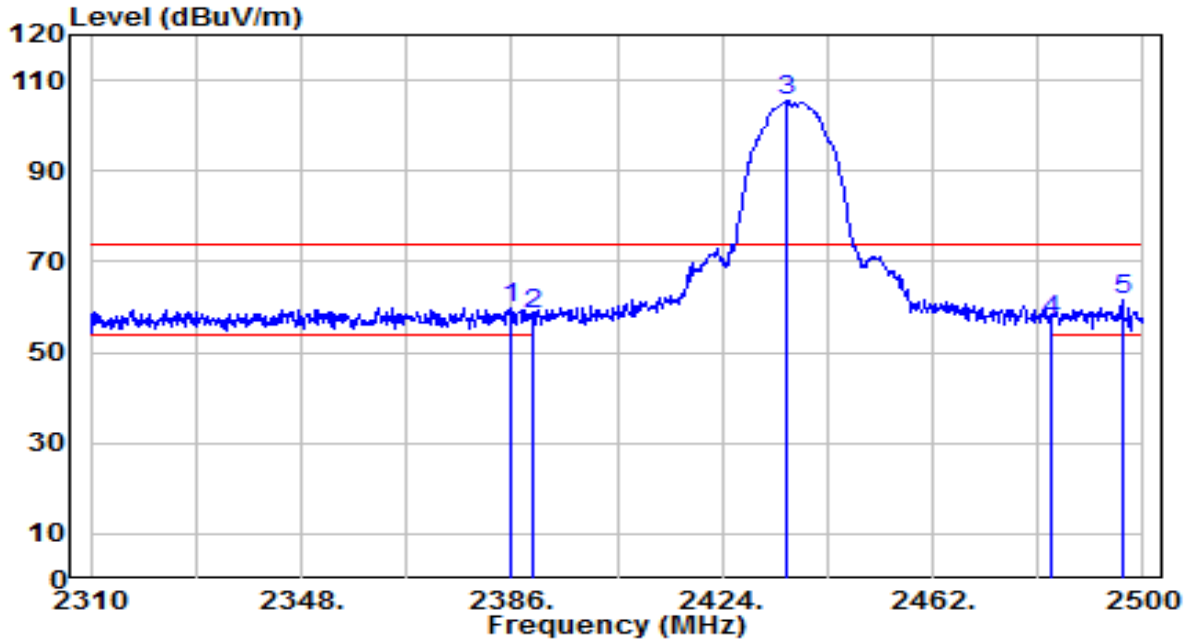

No		Frequency (MHz)	Reading (dBuV)	C.F (dB/m)	Measurement (dBuV/m)	Margin (dB)	Limit (dBuV/m)	Height (cm)	Angle (deg)	Remark (QP/PK/AV)
1		2385.620	28.15	31.83	59.98	-14.02	74.00	190	160	Peak
2		2390.000	26.49	31.85	58.34	-15.66	74.00	190	160	Peak
3		2435.590	73.42	32.02	105.44	N/A	N/A	190	160	Peak
4		2483.500	25.05	32.20	57.25	-16.75	74.00	190	160	Peak
5	*	2496.200	29.43	32.25	61.68	-12.32	74.00	190	160	Peak

Note:

1. " *", means this data is the worst emission level.
2. C.F (Correction Factor) = Antenna Factor (dB/m) + Cable Loss (dB).
3. Measurement (dBuV/m) = Reading(dBuV) + C.F (Correction Factor).
4. The emission levels of other frequencies are very lower than the limit and not show in test report.

EUT	Indoor/Outdoor Dual Lens Pan/Tilt Security Camera	Date of Test	2025-03-25
Factor	BBHA 9120D	Temp. / Humidity	24°C /52%
Polarity	Vertical	Site / Test Engineer	AC1 / Todd
Test Mode	802.11b_TX_CH 6_ANT 0	Test Voltage	AC 120V/60Hz

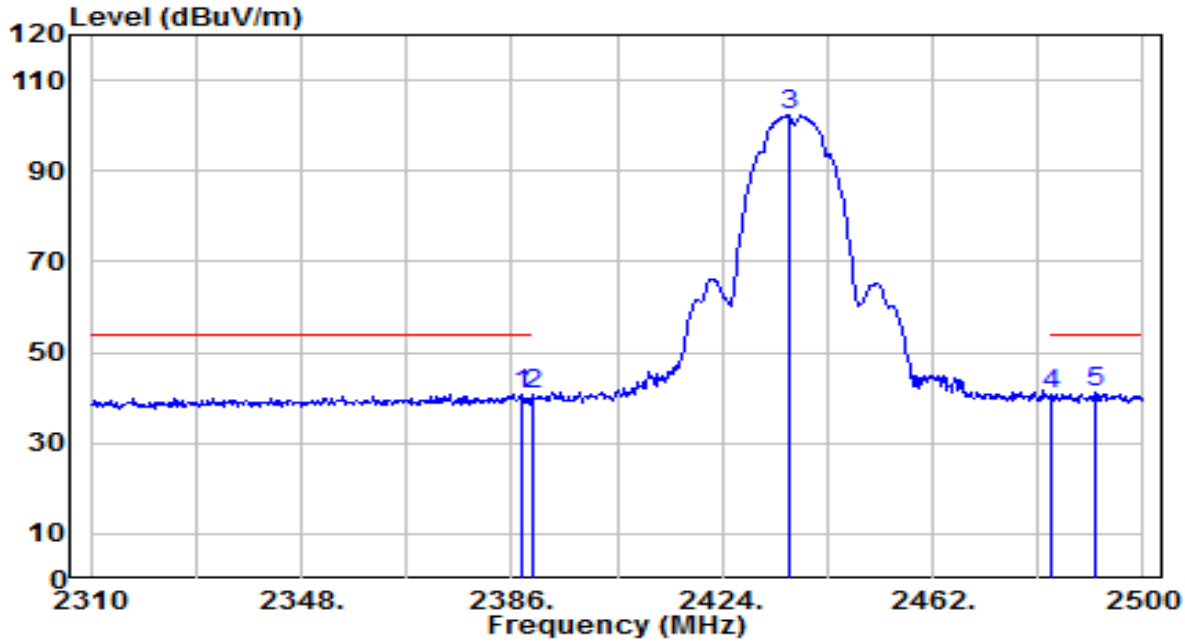

No		Frequency (MHz)	Reading (dBuV)	C.F (dB/m)	Measurement (dBuV/m)	Margin (dB)	Limit (dBuV/m)	Height (cm)	Angle (deg)	Remark (QP/PK/AV)
1		2387.710	8.97	31.84	40.81	-13.19	54.00	190	160	Average
2		2390.000	8.73	31.85	40.58	-13.42	54.00	190	160	Average
3		2435.970	70.28	32.02	102.30	N/A	N/A	190	160	Average
4		2483.500	8.51	32.20	40.71	-13.29	54.00	190	160	Average
5	*	2491.260	8.80	32.23	41.02	-12.98	54.00	190	160	Average

Note:

1. " *", means this data is the worst emission level.
2. C.F (Correction Factor) = Antenna Factor (dB/m) + Cable Loss (dB).
3. Measurement (dBuV/m) = Reading(dBuV) + C.F (Correction Factor).
4. The emission levels of other frequencies are very lower than the limit and not show in test report.

EUT	Indoor/Outdoor Dual Lens Pan/Tilt Security Camera	Date of Test	2025-03-25
Factor	BBHA 9120D	Temp. / Humidity	24°C /52%
Polarity	Horizontal	Site / Test Engineer	AC1 / Todd
Test Mode	802.11b_TX_CH 11_ANT 0	Test Voltage	AC 120V/60Hz

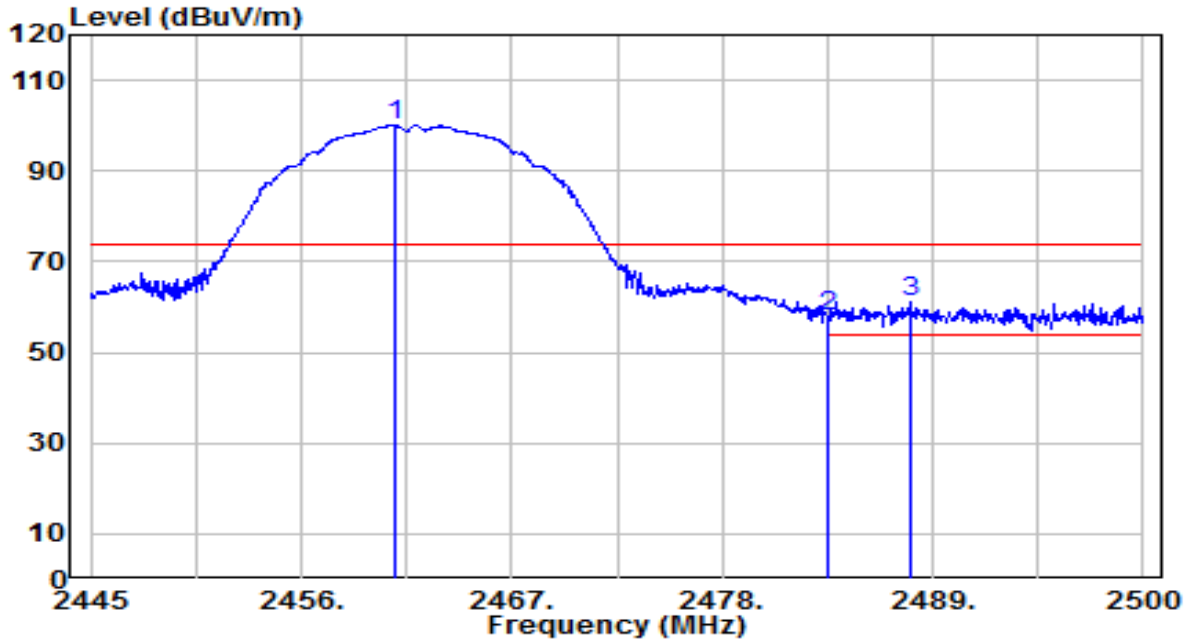

No		Frequency (MHz)	Reading (dBuV)	C.F (dB/m)	Measurement (dBuV/m)	Margin (dB)	Limit (dBuV/m)	Height (cm)	Angle (deg)	Remark (QP/PK/AV)
1		2460.895	67.96	32.11	100.08	N/A	N/A	190	275	Peak
2		2483.500	25.94	32.20	58.14	-15.86	74.00	190	275	Peak
3	*	2487.790	28.96	32.21	61.17	-12.83	74.00	190	275	Peak

Note:

1. " *", means this data is the worst emission level.
2. C.F (Correction Factor) = Antenna Factor (dB/m) + Cable Loss (dB).
3. Measurement (dBuV/m) = Reading(dBuV) + C.F (Correction Factor).
4. The emission levels of other frequencies are very lower than the limit and not show in test report.

EUT	Indoor/Outdoor Dual Lens Pan/Tilt Security Camera	Date of Test	2025-03-25
Factor	BBHA 9120D	Temp. / Humidity	24°C /52%
Polarity	Horizontal	Site / Test Engineer	AC1 / Todd
Test Mode	802.11b_TX_CH 11_ANT 0	Test Voltage	AC 120V/60Hz

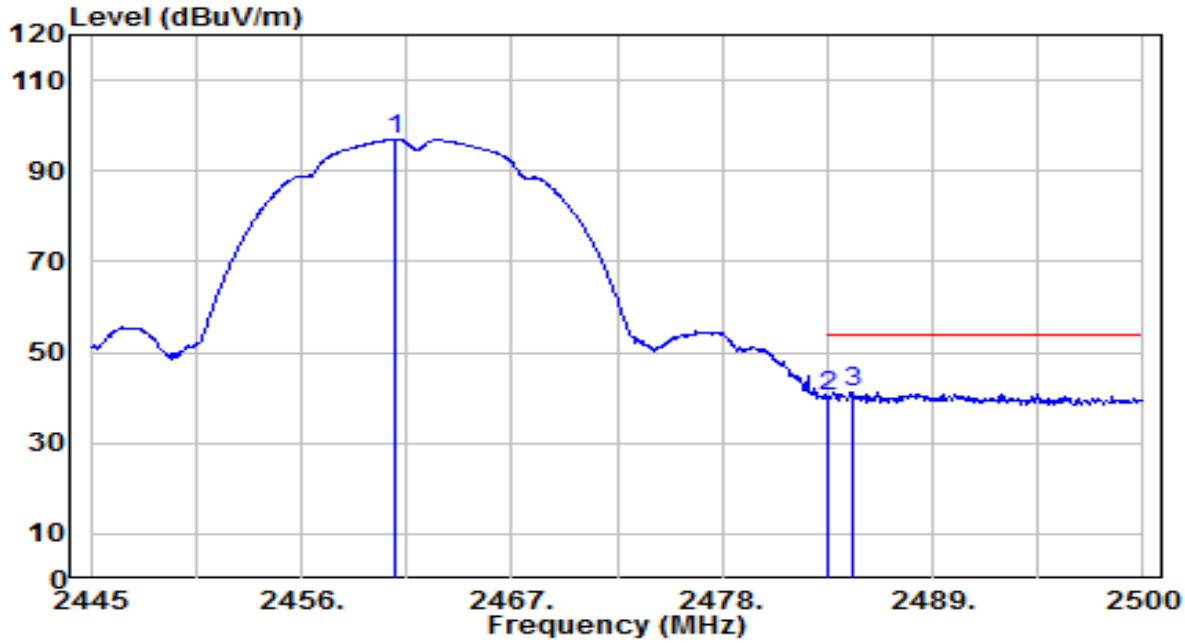

No		Frequency (MHz)	Reading (dBuV)	C.F (dB/m)	Measurement (dBuV/m)	Margin (dB)	Limit (dBuV/m)	Height (cm)	Angle (deg)	Remark (QP/PK/AV)
1		2460.950	64.88	32.11	97.00	N/A	N/A	190	275	Average
2		2483.500	8.28	32.20	40.48	-13.52	54.00	190	275	Average
3	*	2484.765	8.87	32.20	41.08	-12.92	54.00	190	275	Average

Note:

1. " *", means this data is the worst emission level.
2. C.F (Correction Factor) = Antenna Factor (dB/m) + Cable Loss (dB).
3. Measurement (dBuV/m) = Reading(dBuV) + C.F (Correction Factor).
4. The emission levels of other frequencies are very lower than the limit and not show in test report.

EUT	Indoor/Outdoor Dual Lens Pan/Tilt Security Camera	Date of Test	2025-03-25
Factor	BBHA 9120D	Temp. / Humidity	24°C /52%
Polarity	Vertical	Site / Test Engineer	AC1 / Todd
Test Mode	802.11b_TX_CH 11_ANT 0	Test Voltage	AC 120V/60Hz

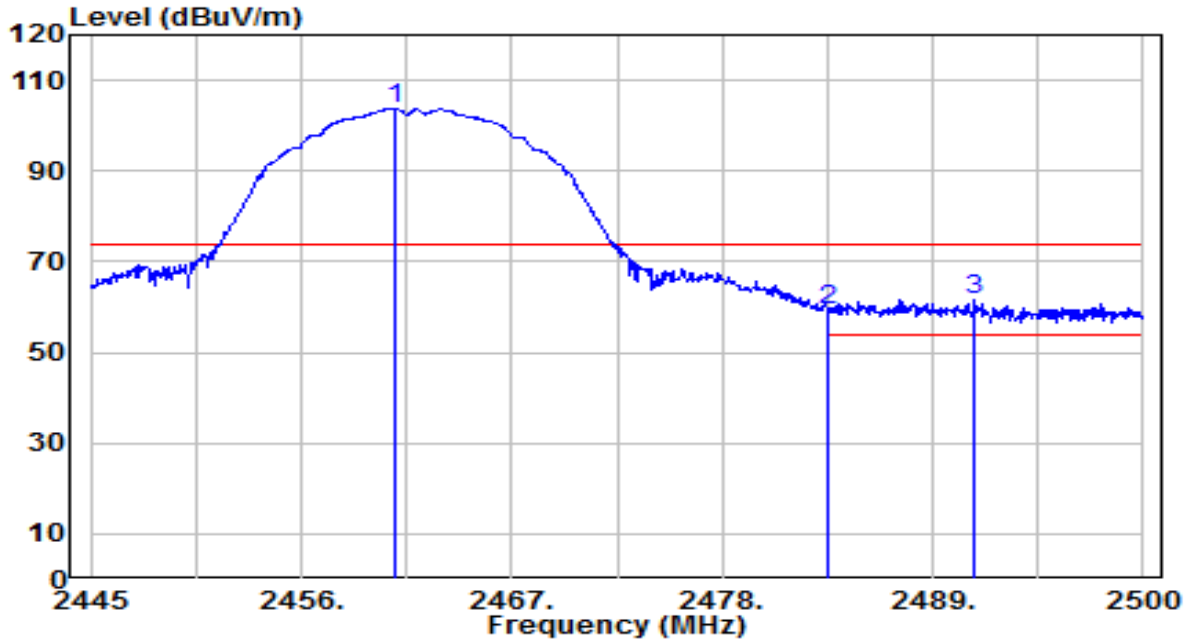

No		Frequency (MHz)	Reading (dBuV)	C.F (dB/m)	Measurement (dBuV/m)	Margin (dB)	Limit (dBuV/m)	Height (cm)	Angle (deg)	Remark (QP/PK/AV)
1		2460.895	71.62	32.11	103.74	N/A	N/A	170	160	Peak
2		2483.500	27.07	32.20	59.26	-14.74	74.00	170	160	Peak
3	*	2491.200	29.32	32.23	61.54	-12.46	74.00	170	160	Peak

Note:

1. " *", means this data is the worst emission level.
2. C.F (Correction Factor) = Antenna Factor (dB/m) + Cable Loss (dB).
3. Measurement (dBuV/m) = Reading(dBuV) + C.F (Correction Factor).
4. The emission levels of other frequencies are very lower than the limit and not show in test report.

EUT	Indoor/Outdoor Dual Lens Pan/Tilt Security Camera	Date of Test	2025-03-25
Factor	BBHA 9120D	Temp. / Humidity	24°C /52%
Polarity	Vertical	Site / Test Engineer	AC1 / Todd
Test Mode	802.11b_TX_CH 11_ANT 0	Test Voltage	AC 120V/60Hz

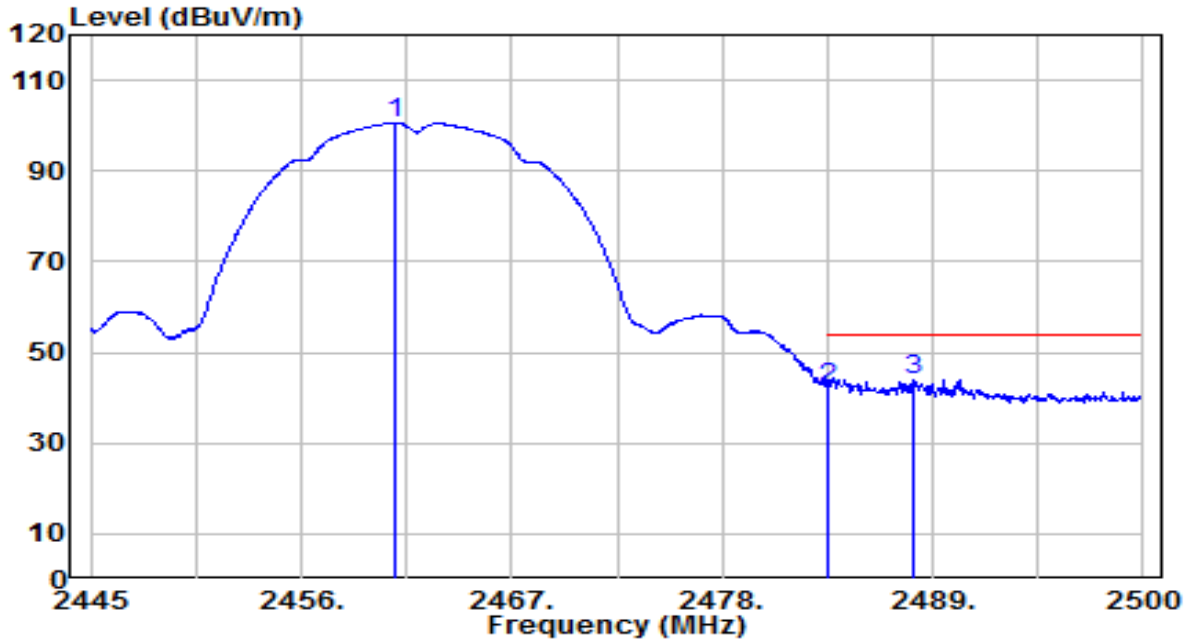

No		Frequency (MHz)	Reading (dBuV)	C.F (dB/m)	Measurement (dBuV/m)	Margin (dB)	Limit (dBuV/m)	Height (cm)	Angle (deg)	Remark (QP/PK/AV)
1		2460.895	68.51	32.11	100.63	N/A	N/A	170	160	Average
2		2483.500	9.91	32.20	42.10	-11.90	54.00	170	160	Average
3	*	2488.010	11.57	32.22	43.78	-10.22	54.00	170	160	Average

Note:

1. " *", means this data is the worst emission level.
2. C.F (Correction Factor) = Antenna Factor (dB/m) + Cable Loss (dB).
3. Measurement (dBuV/m) = Reading(dBuV) + C.F (Correction Factor).
4. The emission levels of other frequencies are very lower than the limit and not show in test report.

EUT	Indoor/Outdoor Dual Lens Pan/Tilt Security Camera	Date of Test	2025-04-12
Factor	BBHA 9120D	Temp. / Humidity	25°C /63%
Polarity	Horizontal	Site / Test Engineer	AC1 / Todd
Test Mode	802.11b_TX_CH 1_ANT 1	Test Voltage	AC 120V/60Hz

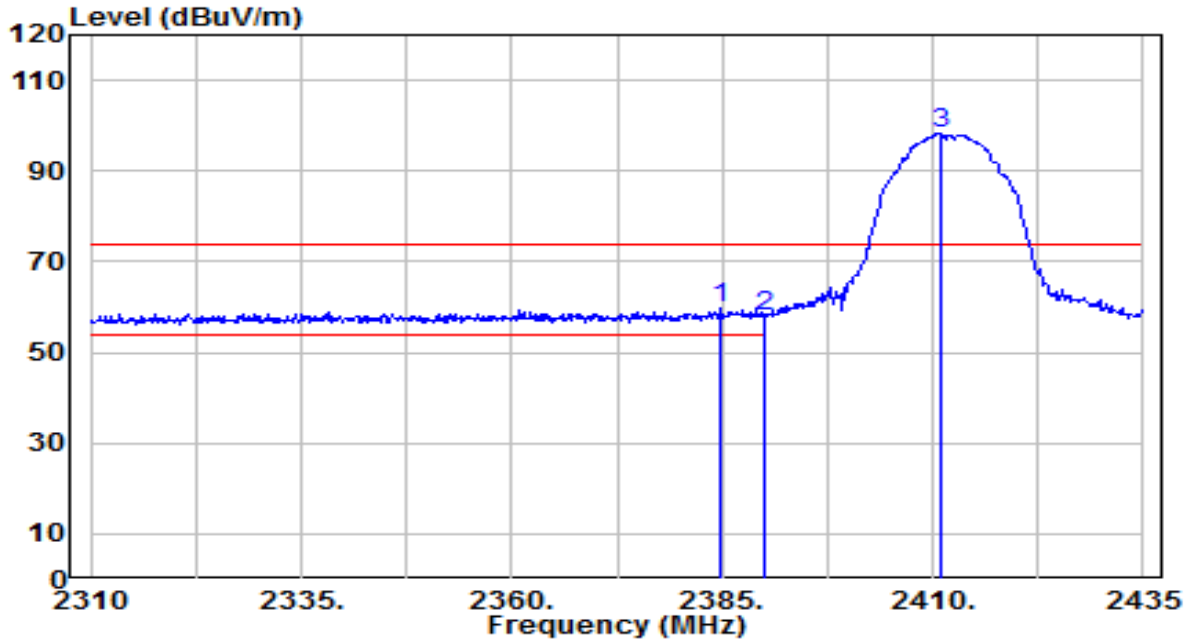

No		Frequency (MHz)	Reading (dBuV)	C.F (dB/m)	Measurement (dBuV/m)	Margin (dB)	Limit (dBuV/m)	Height (cm)	Angle (deg)	Remark (QP/PK/AV)
1	*	2384.750	27.76	31.83	59.59	-14.41	74.00	280	35	Peak
2		2390.000	25.89	31.85	57.74	-16.26	74.00	280	35	Peak
3		2410.875	66.30	31.93	98.23	N/A	N/A	280	35	Peak

Note:

1. " *", means this data is the worst emission level.
2. C.F (Correction Factor) = Antenna Factor (dB/m) + Cable Loss (dB).
3. Measurement (dBuV/m) = Reading(dBuV) + C.F (Correction Factor).
4. The emission levels of other frequencies are very lower than the limit and not show in test report.

EUT	Indoor/Outdoor Dual Lens Pan/Tilt Security Camera	Date of Test	2025-04-12
Factor	BBHA 9120D	Temp. / Humidity	25°C /63%
Polarity	Horizontal	Site / Test Engineer	AC1 / Todd
Test Mode	802.11b_TX_CH 1_ANT 1	Test Voltage	AC 120V/60Hz

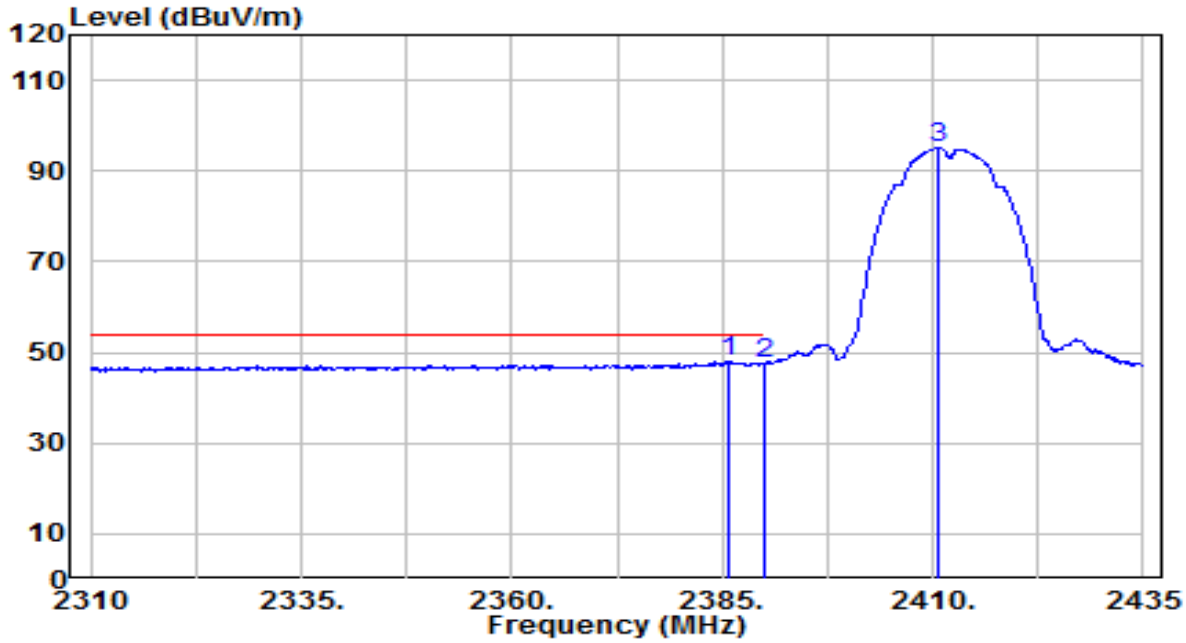

No		Frequency (MHz)	Reading (dBuV)	C.F (dB/m)	Measurement (dBuV/m)	Margin (dB)	Limit (dBuV/m)	Height (cm)	Angle (deg)	Remark (QP/PK/AV)
1	*	2385.875	16.23	31.83	48.06	-5.94	54.00	280	35	Average
2		2390.000	15.55	31.85	47.40	-6.60	54.00	280	35	Average
3		2410.750	63.18	31.93	95.11	N/A	N/A	280	35	Average

Note:

1. " *", means this data is the worst emission level.
2. C.F (Correction Factor) = Antenna Factor (dB/m) + Cable Loss (dB).
3. Measurement (dBuV/m) = Reading(dBuV) + C.F (Correction Factor).
4. The emission levels of other frequencies are very lower than the limit and not show in test report.

EUT	Indoor/Outdoor Dual Lens Pan/Tilt Security Camera	Date of Test	2025-04-12
Factor	BBHA 9120D	Temp. / Humidity	25°C /63%
Polarity	Vertical	Site / Test Engineer	AC1 / Todd
Test Mode	802.11b_TX_CH 1_ANT 1	Test Voltage	AC 120V/60Hz

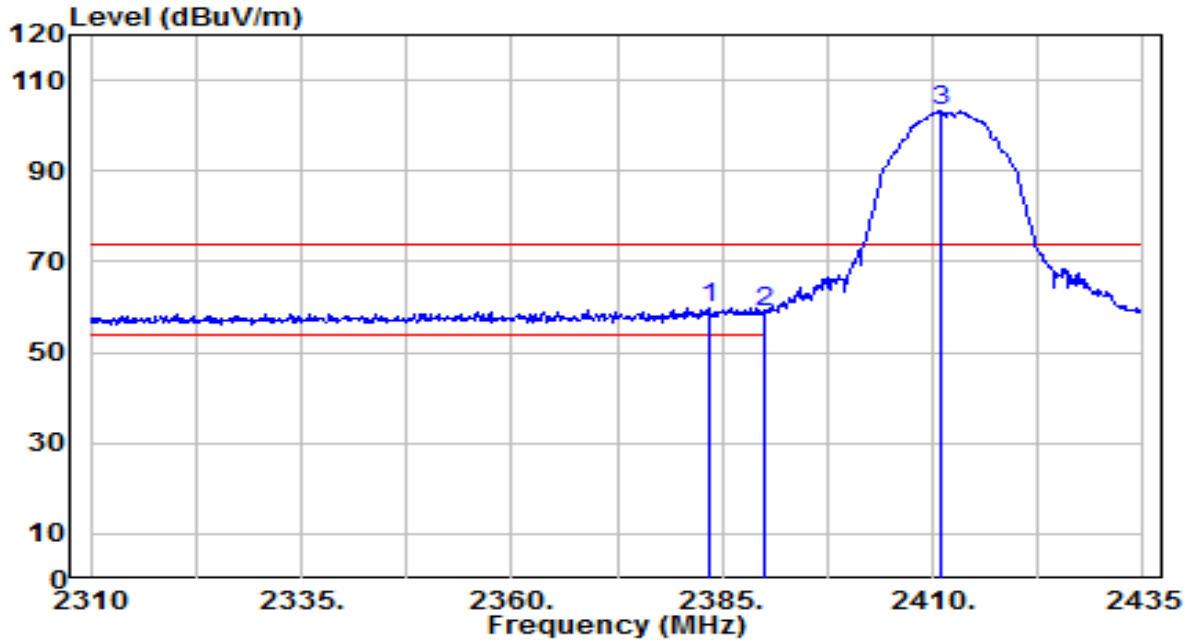

No		Frequency (MHz)	Reading (dBuV)	C.F (dB/m)	Measurement (dBuV/m)	Margin (dB)	Limit (dBuV/m)	Height (cm)	Angle (deg)	Remark (QP/PK/AV)
1	*	2383.375	28.11	31.82	59.94	-14.06	74.00	155	315	Peak
2		2390.000	26.97	31.85	58.82	-15.18	74.00	155	315	Peak
3		2410.875	71.17	31.93	103.09	N/A	N/A	155	315	Peak

Note:

1. " *", means this data is the worst emission level.
2. C.F (Correction Factor) = Antenna Factor (dB/m) + Cable Loss (dB).
3. Measurement (dBuV/m) = Reading(dBuV) + C.F (Correction Factor).
4. The emission levels of other frequencies are very lower than the limit and not show in test report.

EUT	Indoor/Outdoor Dual Lens Pan/Tilt Security Camera	Date of Test	2025-04-12
Factor	BBHA 9120D	Temp. / Humidity	25°C /63%
Polarity	Vertical	Site / Test Engineer	AC1 / Todd
Test Mode	802.11b_TX_CH 1_ANT 1	Test Voltage	AC 120V/60Hz

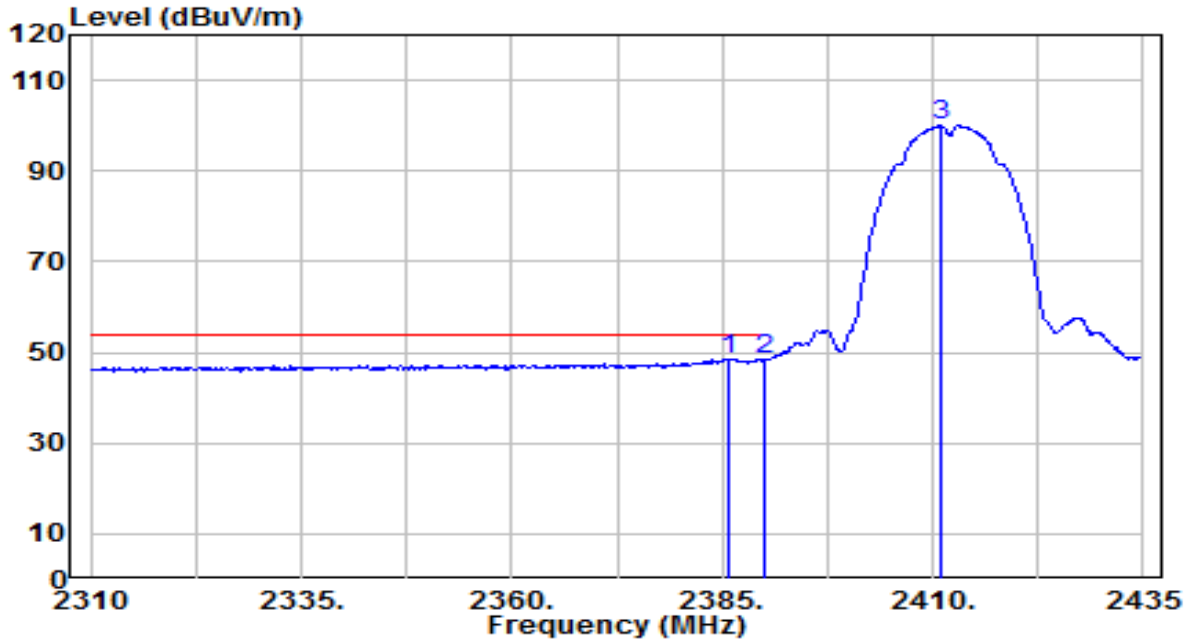

No		Frequency (MHz)	Reading (dBuV)	C.F (dB/m)	Measurement (dBuV/m)	Margin (dB)	Limit (dBuV/m)	Height (cm)	Angle (deg)	Remark (QP/PK/AV)
1	*	2385.875	16.77	31.83	48.60	-5.40	54.00	155	315	Average
2		2390.000	16.51	31.85	48.36	-5.64	54.00	155	315	Average
3		2411.000	68.07	31.93	99.99	N/A	N/A	155	315	Average

Note:

1. " *", means this data is the worst emission level.
2. C.F (Correction Factor) = Antenna Factor (dB/m) + Cable Loss (dB).
3. Measurement (dBuV/m) = Reading(dBuV) + C.F (Correction Factor).
4. The emission levels of other frequencies are very lower than the limit and not show in test report.

EUT	Indoor/Outdoor Dual Lens Pan/Tilt Security Camera	Date of Test	2025-04-12
Factor	BBHA 9120D	Temp. / Humidity	25°C /63%
Polarity	Horizontal	Site / Test Engineer	AC1 / Todd
Test Mode	802.11b_TX_CH 6_ANT 1	Test Voltage	AC 120V/60Hz

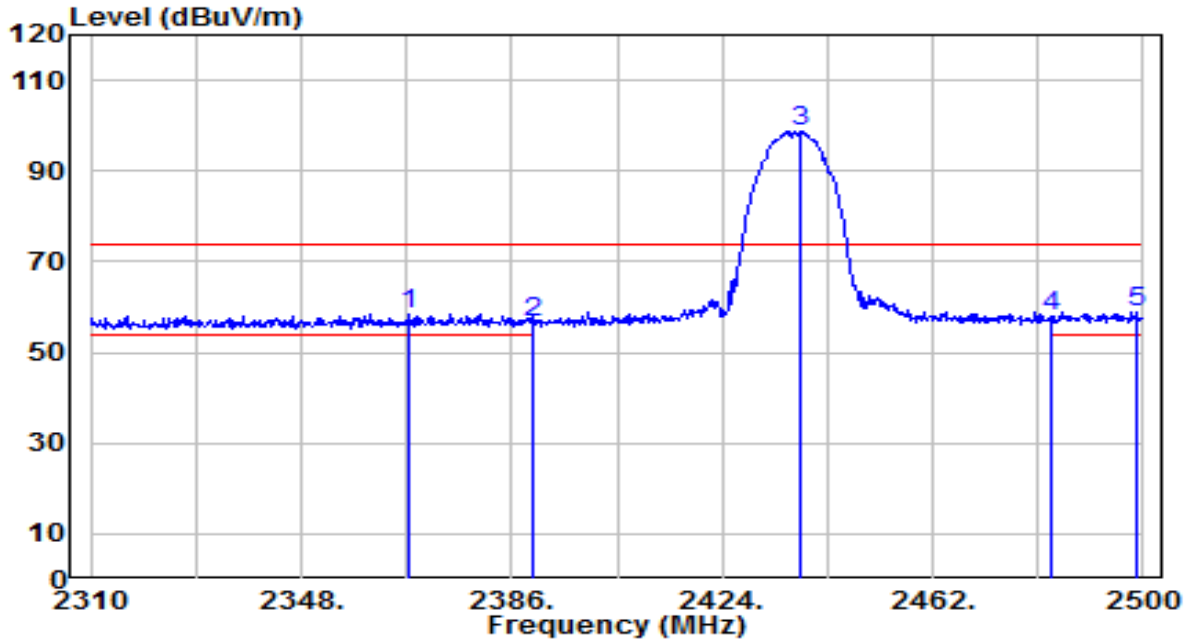

No		Frequency (MHz)	Reading (dBuV)	C.F (dB/m)	Measurement (dBuV/m)	Margin (dB)	Limit (dBuV/m)	Height (cm)	Angle (deg)	Remark (QP/PK/AV)
1		2367.570	26.81	31.76	58.57	-15.43	74.00	200	35	Peak
2		2390.000	24.59	31.85	56.44	-17.56	74.00	200	35	Peak
3		2438.250	66.67	32.03	98.70	N/A	N/A	200	35	Peak
4		2483.500	25.89	32.20	58.08	-15.92	74.00	200	35	Peak
5	*	2498.860	26.56	32.26	58.81	-15.19	74.00	200	35	Peak

Note:

1. " *", means this data is the worst emission level.
2. C.F (Correction Factor) = Antenna Factor (dB/m) + Cable Loss (dB).
3. Measurement (dBuV/m) = Reading(dBuV) + C.F (Correction Factor).
4. The emission levels of other frequencies are very lower than the limit and not show in test report.

EUT	Indoor/Outdoor Dual Lens Pan/Tilt Security Camera	Date of Test	2025-04-12
Factor	BBHA 9120D	Temp. / Humidity	25°C /63%
Polarity	Horizontal	Site / Test Engineer	AC1 / Todd
Test Mode	802.11b_TX_CH 6_ANT 1	Test Voltage	AC 120V/60Hz

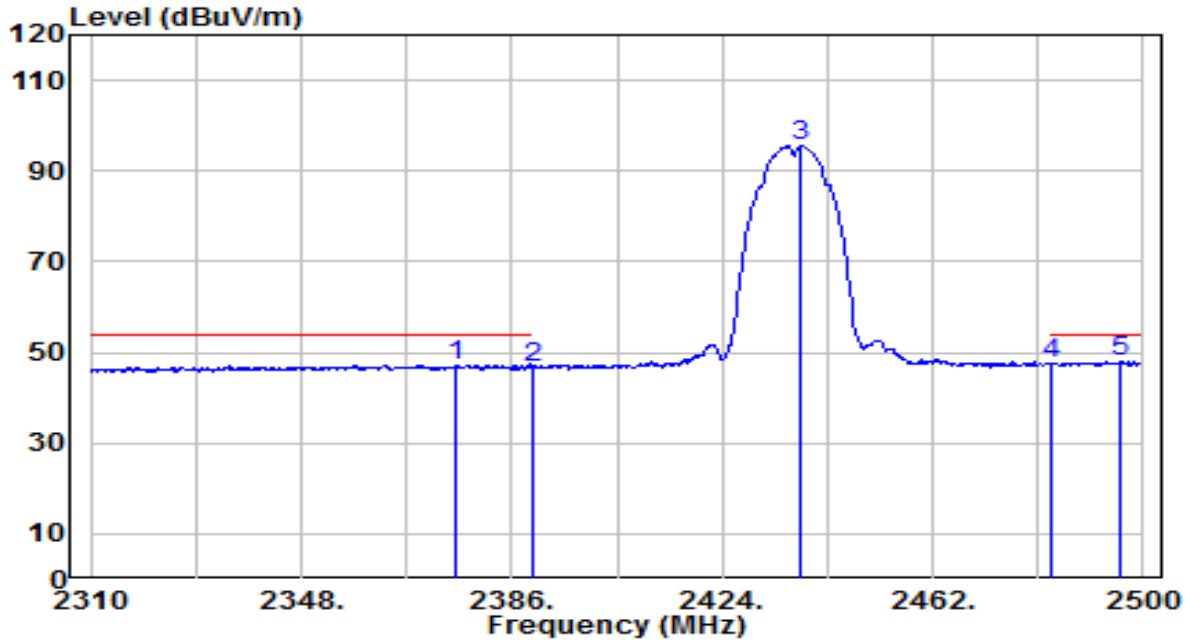

No		Frequency (MHz)	Reading (dBuV)	C.F (dB/m)	Measurement (dBuV/m)	Margin (dB)	Limit (dBuV/m)	Height (cm)	Angle (deg)	Remark (QP/PK/AV)
1		2376.120	15.49	31.80	47.28	-6.72	54.00	200	35	Average
2		2390.000	14.70	31.85	46.55	-7.45	54.00	200	35	Average
3		2438.060	63.62	32.03	95.65	N/A	N/A	200	35	Average
4		2483.500	15.23	32.20	47.43	-6.57	54.00	200	35	Average
5	*	2495.630	15.66	32.24	47.91	-6.09	54.00	200	35	Average

Note:

1. " *", means this data is the worst emission level.
2. C.F (Correction Factor) = Antenna Factor (dB/m) + Cable Loss (dB).
3. Measurement (dBuV/m) = Reading(dBuV) + C.F (Correction Factor).
4. The emission levels of other frequencies are very lower than the limit and not show in test report.

EUT	Indoor/Outdoor Dual Lens Pan/Tilt Security Camera	Date of Test	2025-04-12
Factor	BBHA 9120D	Temp. / Humidity	25°C /63%
Polarity	Vertical	Site / Test Engineer	AC1 / Todd
Test Mode	802.11b_TX_CH 6_ANT 1	Test Voltage	AC 120V/60Hz

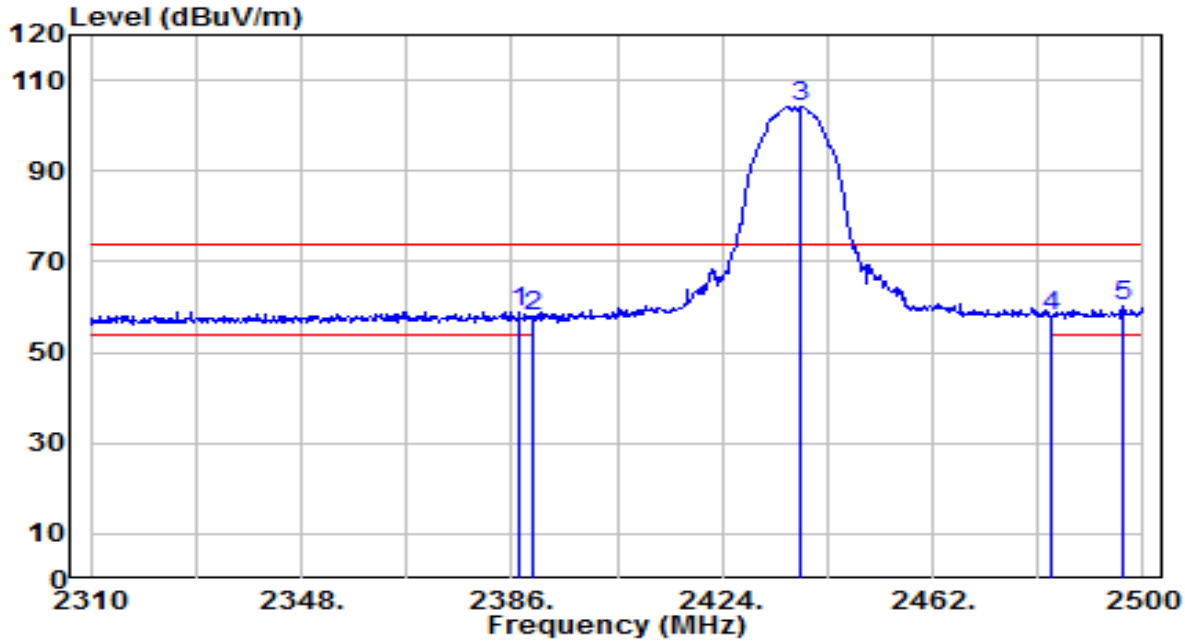

No		Frequency (MHz)	Reading (dBuV)	C.F (dB/m)	Measurement (dBuV/m)	Margin (dB)	Limit (dBuV/m)	Height (cm)	Angle (deg)	Remark (QP/PK/AV)
1		2387.330	27.03	31.84	58.87	-15.13	74.00	150	315	Peak
2		2390.000	25.93	31.85	57.77	-16.23	74.00	150	315	Peak
3		2438.060	72.30	32.03	104.33	N/A	N/A	150	315	Peak
4		2483.500	25.81	32.20	58.01	-15.99	74.00	150	315	Peak
5	*	2496.580	28.18	32.25	60.42	-13.58	74.00	150	315	Peak

Note:

1. " *", means this data is the worst emission level.
2. C.F (Correction Factor) = Antenna Factor (dB/m) + Cable Loss (dB).
3. Measurement (dBuV/m) = Reading(dBuV) + C.F (Correction Factor).
4. The emission levels of other frequencies are very lower than the limit and not show in test report.

EUT	Indoor/Outdoor Dual Lens Pan/Tilt Security Camera	Date of Test	2025-04-12
Factor	BBHA 9120D	Temp. / Humidity	25°C /63%
Polarity	Vertical	Site / Test Engineer	AC1 / Todd
Test Mode	802.11b_TX_CH 6_ANT 1	Test Voltage	AC 120V/60Hz

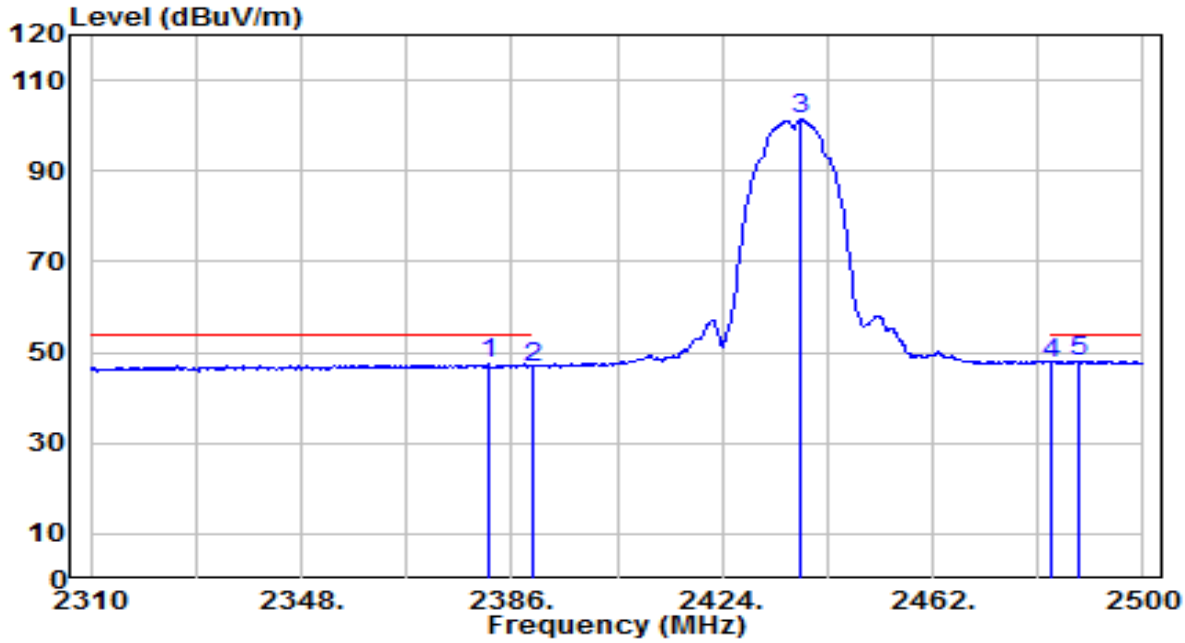

No		Frequency (MHz)	Reading (dBuV)	C.F (dB/m)	Measurement (dBuV/m)	Margin (dB)	Limit (dBuV/m)	Height (cm)	Angle (deg)	Remark (QP/PK/AV)
1		2381.820	15.76	31.82	47.58	-6.42	54.00	150	315	Average
2		2390.000	14.99	31.85	46.84	-7.16	54.00	150	315	Average
3		2438.250	69.29	32.03	101.32	N/A	N/A	150	315	Average
4		2483.500	15.57	32.20	47.77	-6.23	54.00	150	315	Average
5	*	2488.410	15.88	32.22	48.09	-5.91	54.00	150	315	Average

Note:

1. " *", means this data is the worst emission level.
2. C.F (Correction Factor) = Antenna Factor (dB/m) + Cable Loss (dB).
3. Measurement (dBuV/m) = Reading(dBuV) + C.F (Correction Factor).
4. The emission levels of other frequencies are very lower than the limit and not show in test report.

EUT	Indoor/Outdoor Dual Lens Pan/Tilt Security Camera	Date of Test	2025-04-12
Factor	BBHA 9120D	Temp. / Humidity	25°C /63%
Polarity	Horizontal	Site / Test Engineer	AC1 / Todd
Test Mode	802.11b_TX_CH 11_ANT 1	Test Voltage	AC 120V/60Hz

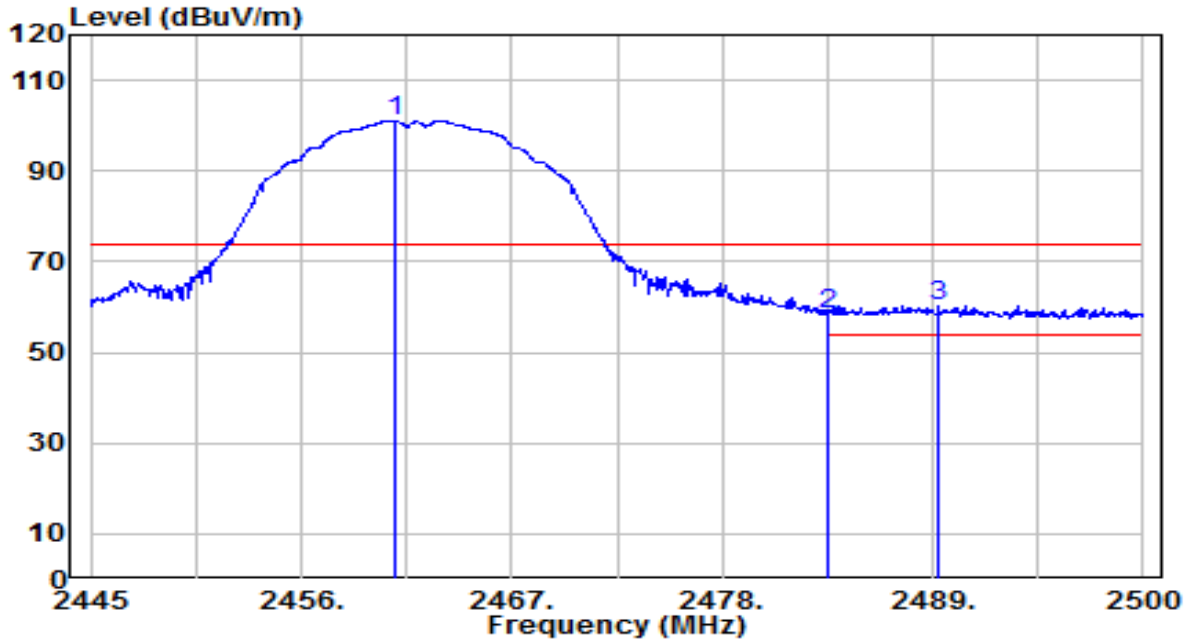

No		Frequency (MHz)	Reading (dBuV)	C.F (dB/m)	Measurement (dBuV/m)	Margin (dB)	Limit (dBuV/m)	Height (cm)	Angle (deg)	Remark (QP/PK/AV)
1		2460.840	68.97	32.11	101.09	N/A	N/A	300	35	Peak
2		2483.500	26.30	32.20	58.50	-15.50	74.00	300	35	Peak
3	*	2489.275	28.19	32.22	60.41	-13.59	74.00	300	35	Peak

Note:

1. " *", means this data is the worst emission level.
2. C.F (Correction Factor) = Antenna Factor (dB/m) + Cable Loss (dB).
3. Measurement (dBuV/m) = Reading(dBuV) + C.F (Correction Factor).
4. The emission levels of other frequencies are very lower than the limit and not show in test report.

EUT	Indoor/Outdoor Dual Lens Pan/Tilt Security Camera	Date of Test	2025-04-12
Factor	BBHA 9120D	Temp. / Humidity	25°C /63%
Polarity	Horizontal	Site / Test Engineer	AC1 / Todd
Test Mode	802.11b_TX_CH 11_ANT 1	Test Voltage	AC 120V/60Hz

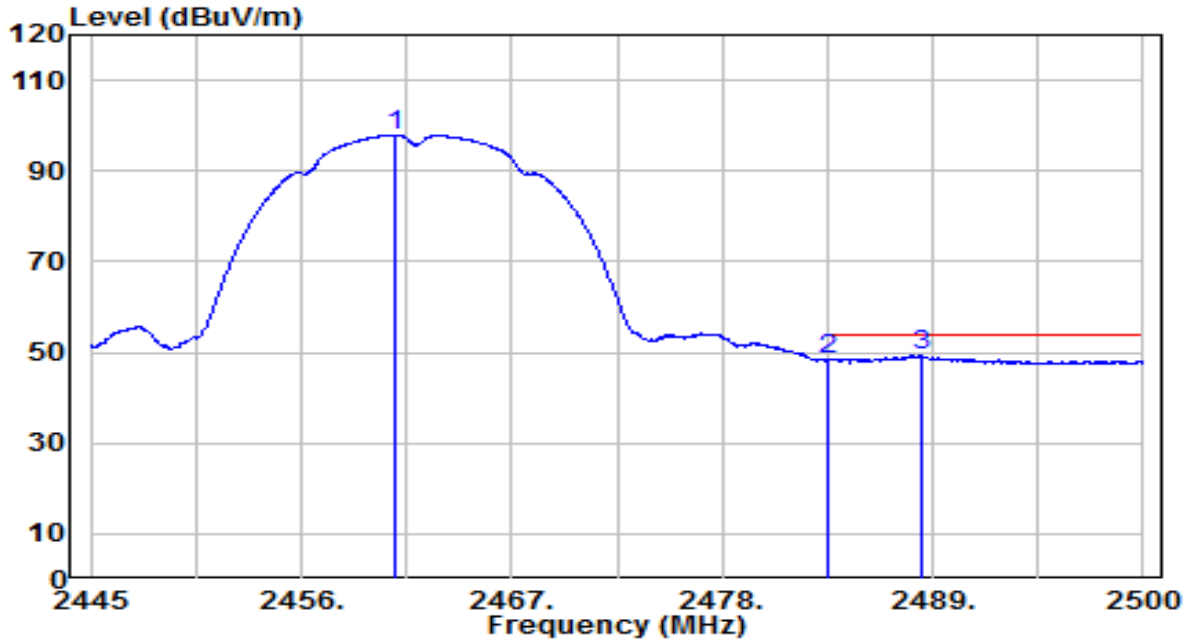

No		Frequency (MHz)	Reading (dBuV)	C.F (dB/m)	Measurement (dBuV/m)	Margin (dB)	Limit (dBuV/m)	Height (cm)	Angle (deg)	Remark (QP/PK/AV)
1		2460.950	65.90	32.11	98.01	N/A	N/A	300	35	Average
2		2483.500	16.05	32.20	48.25	-5.75	54.00	300	35	Average
3	*	2488.395	17.09	32.22	49.30	-4.70	54.00	300	35	Average

Note:

1. " *", means this data is the worst emission level.
2. C.F (Correction Factor) = Antenna Factor (dB/m) + Cable Loss (dB).
3. Measurement (dBuV/m) = Reading(dBuV) + C.F (Correction Factor).
4. The emission levels of other frequencies are very lower than the limit and not show in test report.

EUT	Indoor/Outdoor Dual Lens Pan/Tilt Security Camera	Date of Test	2025-04-12
Factor	BBHA 9120D	Temp. / Humidity	25°C /63%
Polarity	Vertical	Site / Test Engineer	AC1 / Todd
Test Mode	802.11b_TX_CH 11_ANT 1	Test Voltage	AC 120V/60Hz

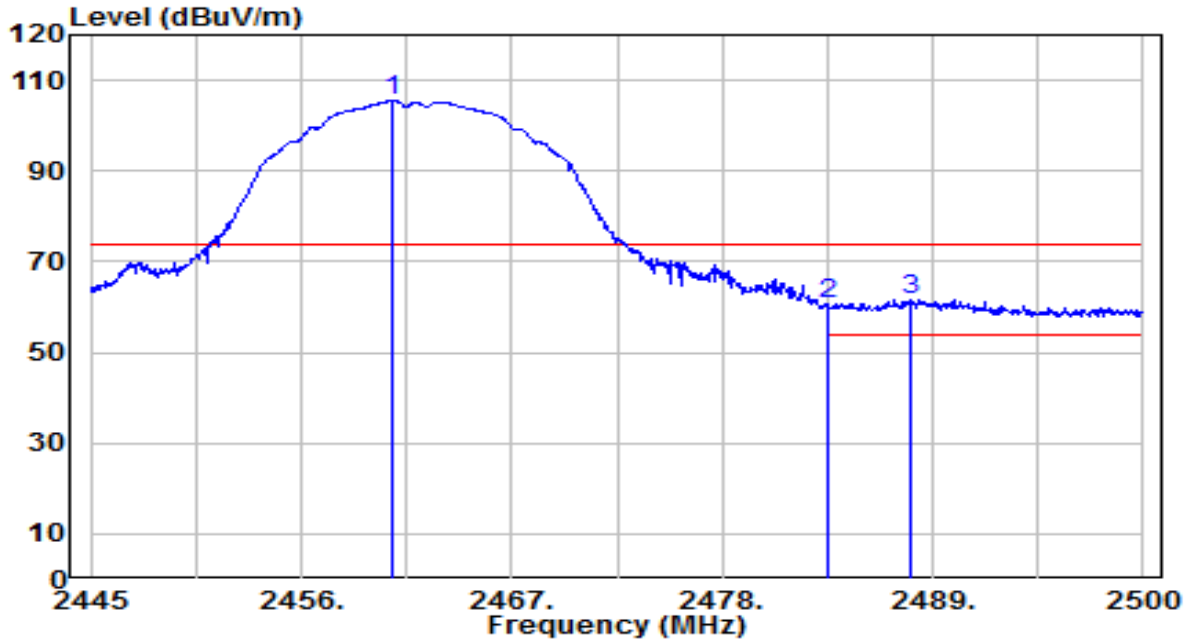

No		Frequency (MHz)	Reading (dBuV)	C.F (dB/m)	Measurement (dBuV/m)	Margin (dB)	Limit (dBuV/m)	Height (cm)	Angle (deg)	Remark (QP/PK/AV)
1		2460.785	73.29	32.11	105.40	N/A	N/A	145	315	Peak
2		2483.500	28.42	32.20	60.62	-13.38	74.00	145	315	Peak
3	*	2487.845	29.50	32.21	61.72	-12.28	74.00	145	315	Peak

Note:

1. " *", means this data is the worst emission level.
2. C.F (Correction Factor) = Antenna Factor (dB/m) + Cable Loss (dB).
3. Measurement (dBuV/m) = Reading(dBuV) + C.F (Correction Factor).
4. The emission levels of other frequencies are very lower than the limit and not show in test report.

EUT	Indoor/Outdoor Dual Lens Pan/Tilt Security Camera	Date of Test	2025-04-12
Factor	BBHA 9120D	Temp. / Humidity	25°C /63%
Polarity	Vertical	Site / Test Engineer	AC1 / Todd
Test Mode	802.11b_TX_CH 11_ANT 1	Test Voltage	AC 120V/60Hz

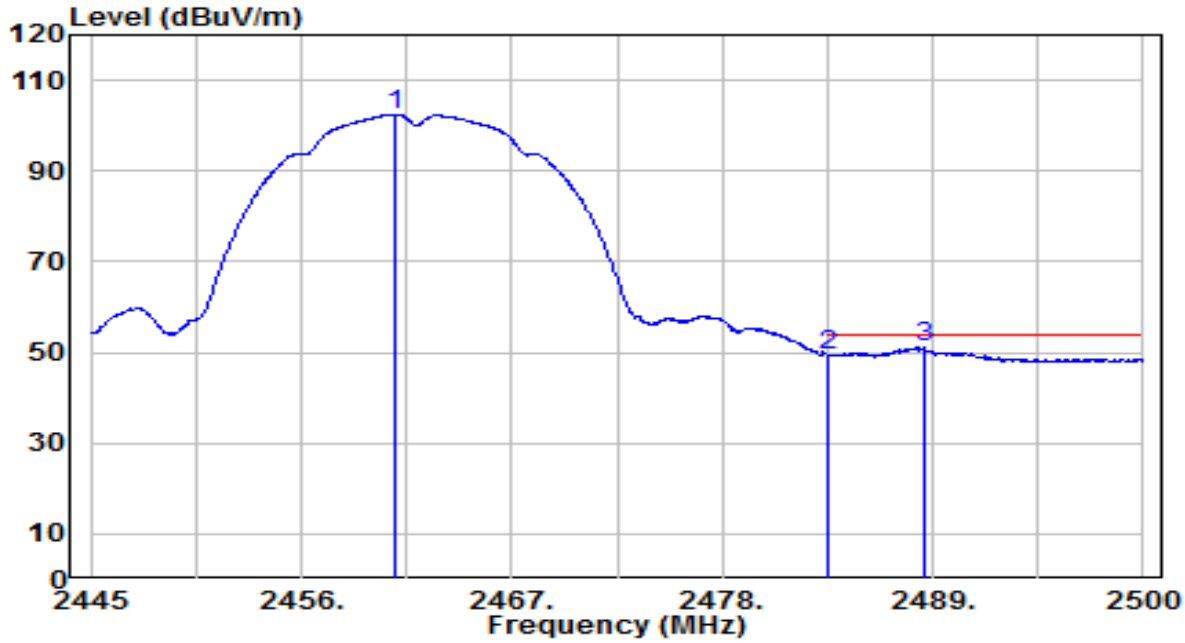

No		Frequency (MHz)	Reading (dBuV)	C.F (dB/m)	Measurement (dBuV/m)	Margin (dB)	Limit (dBuV/m)	Height (cm)	Angle (deg)	Remark (QP/PK/AV)
1		2460.895	70.32	32.11	102.44	N/A	N/A	145	315	Average
2		2483.500	17.06	32.20	49.25	-4.75	54.00	145	315	Average
3	*	2488.560	18.85	32.22	51.06	-2.94	54.00	145	315	Average

Note:

1. " *", means this data is the worst emission level.
2. C.F (Correction Factor) = Antenna Factor (dB/m) + Cable Loss (dB).
3. Measurement (dBuV/m) = Reading(dBuV) + C.F (Correction Factor).
4. The emission levels of other frequencies are very lower than the limit and not show in test report.

EUT	Indoor/Outdoor Dual Lens Pan/Tilt Security Camera	Date of Test	2025-03-25
Factor	BBHA 9120D	Temp. / Humidity	24°C /52%
Polarity	Horizontal	Site / Test Engineer	AC1 / Todd
Test Mode	802.11g_TX_CH 1_ANT 0	Test Voltage	AC 120V/60Hz

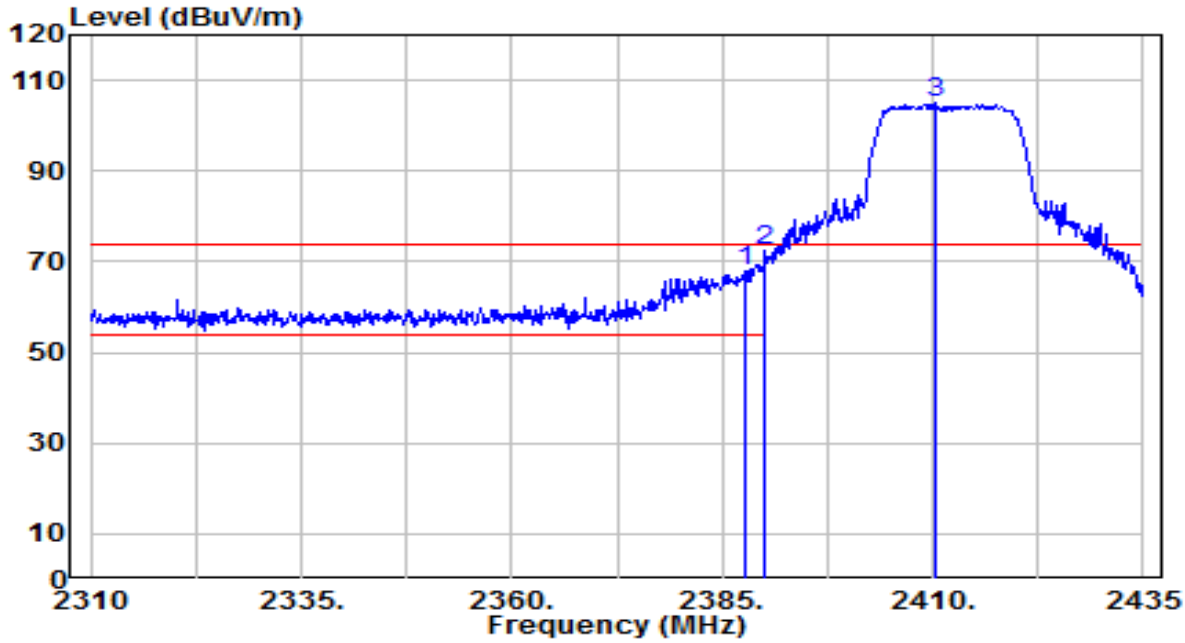

No		Frequency (MHz)	Reading (dBuV)	C.F (dB/m)	Measurement (dBuV/m)	Margin (dB)	Limit (dBuV/m)	Height (cm)	Angle (deg)	Remark (QP/PK/AV)
1		2387.625	35.91	31.84	67.74	-6.26	74.00	195	275	Peak
2	*	2390.000	40.47	31.85	72.32	-1.68	74.00	195	275	Peak
3		2410.250	73.00	31.92	104.93	N/A	N/A	195	275	Peak

Note:

1. " *", means this data is the worst emission level.
2. C.F (Correction Factor) = Antenna Factor (dB/m) + Cable Loss (dB).
3. Measurement (dBuV/m) = Reading(dBuV) + C.F (Correction Factor).
4. The emission levels of other frequencies are very lower than the limit and not show in test report.

EUT	Indoor/Outdoor Dual Lens Pan/Tilt Security Camera	Date of Test	2025-03-25
Factor	BBHA 9120D	Temp. / Humidity	24°C /52%
Polarity	Horizontal	Site / Test Engineer	AC1 / Todd
Test Mode	802.11g_TX_CH 1_ANT 0	Test Voltage	AC 120V/60Hz

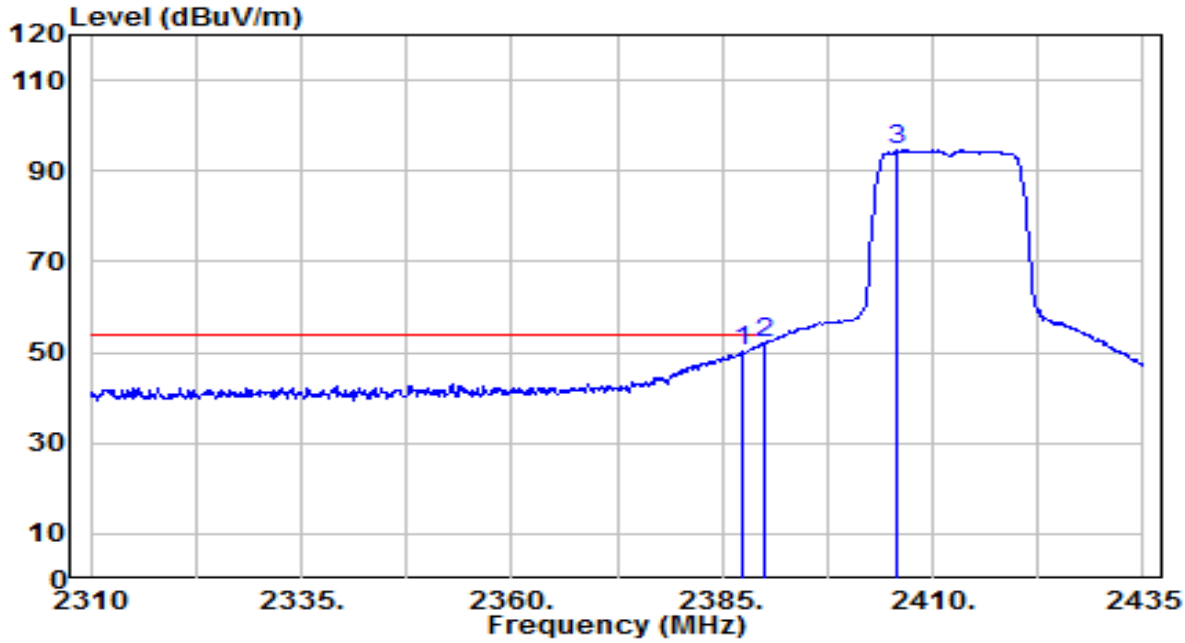

No		Frequency (MHz)	Reading (dBuV)	C.F (dB/m)	Measurement (dBuV/m)	Margin (dB)	Limit (dBuV/m)	Height (cm)	Angle (deg)	Remark (QP/PK/AV)
1		2387.500	18.33	31.84	50.17	-3.83	54.00	195	275	Average
2	*	2390.000	20.02	31.85	51.87	-2.13	54.00	195	275	Average
3		2405.750	62.63	31.91	94.54	N/A	N/A	195	275	Average

Note:

1. " *", means this data is the worst emission level.
2. C.F (Correction Factor) = Antenna Factor (dB/m) + Cable Loss (dB).
3. Measurement (dBuV/m) = Reading(dBuV) + C.F (Correction Factor).
4. The emission levels of other frequencies are very lower than the limit and not show in test report.

EUT	Indoor/Outdoor Dual Lens Pan/Tilt Security Camera	Date of Test	2025-03-25
Factor	BBHA 9120D	Temp. / Humidity	24°C /52%
Polarity	Vertical	Site / Test Engineer	AC1 / Todd
Test Mode	802.11g_TX_CH 1_ANT 0	Test Voltage	AC 120V/60Hz

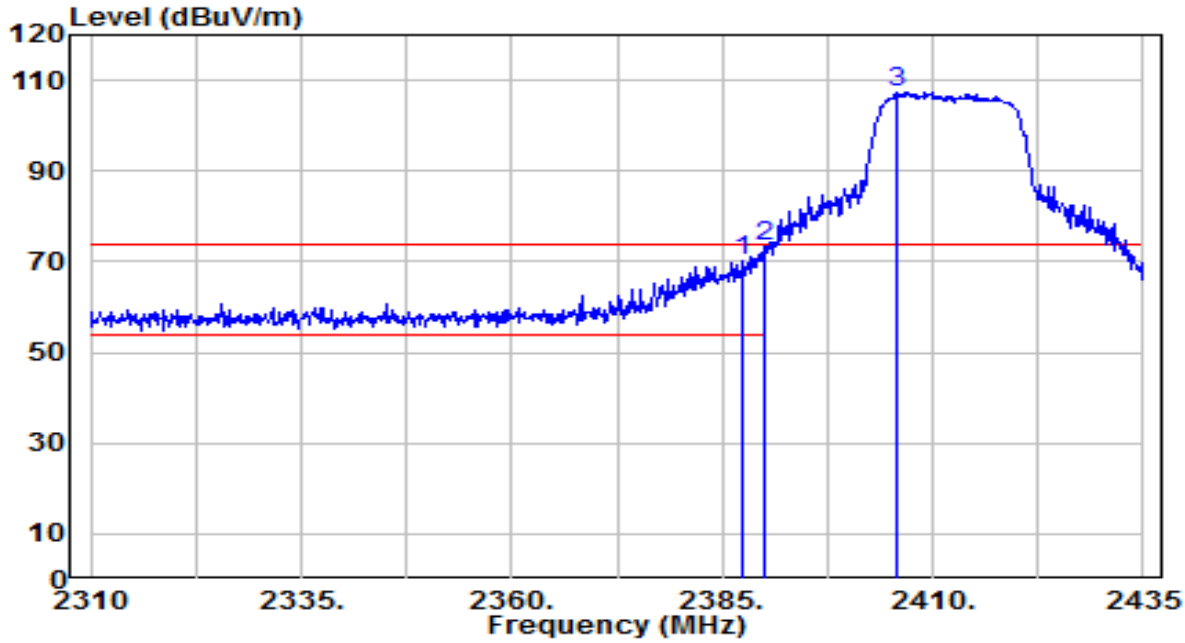

No		Frequency (MHz)	Reading (dBuV)	C.F (dB/m)	Measurement (dBuV/m)	Margin (dB)	Limit (dBuV/m)	Height (cm)	Angle (deg)	Remark (QP/PK/AV)
1		2387.375	38.48	31.84	70.32	-3.68	74.00	170	155	Peak
2	*	2390.000	41.33	31.85	73.18	-0.82	74.00	170	155	Peak
3		2405.625	75.44	31.91	107.35	N/A	N/A	170	155	Peak

Note:

1. " *", means this data is the worst emission level.
2. C.F (Correction Factor) = Antenna Factor (dB/m) + Cable Loss (dB).
3. Measurement (dBuV/m) = Reading(dBuV) + C.F (Correction Factor).
4. The emission levels of other frequencies are very lower than the limit and not show in test report.

EUT	Indoor/Outdoor Dual Lens Pan/Tilt Security Camera	Date of Test	2025-03-25
Factor	BBHA 9120D	Temp. / Humidity	24°C /52%
Polarity	Vertical	Site / Test Engineer	AC1 / Todd
Test Mode	802.11g_TX_CH 1_ANT 0	Test Voltage	AC 120V/60Hz

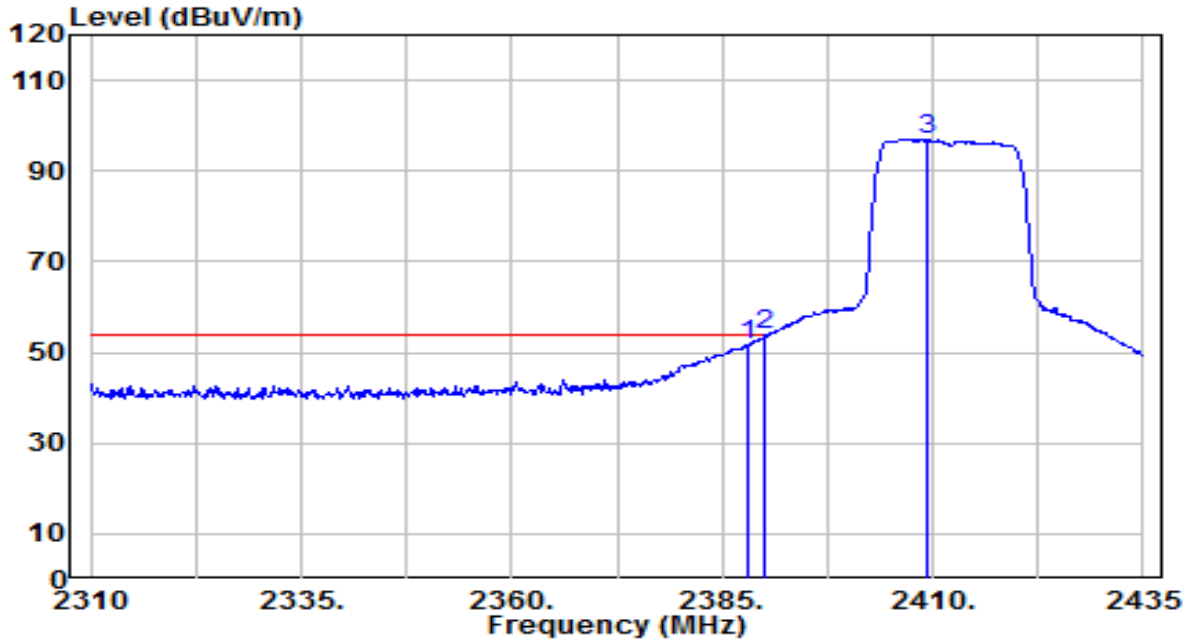

No		Frequency (MHz)	Reading (dBuV)	C.F (dB/m)	Measurement (dBuV/m)	Margin (dB)	Limit (dBuV/m)	Height (cm)	Angle (deg)	Remark (QP/PK/AV)
1		2388.000	20.01	31.84	51.85	-2.15	54.00	170	155	Average
2	*	2390.000	21.86	31.85	53.71	-0.29	54.00	170	155	Average
3		2409.250	65.07	31.92	96.99	N/A	N/A	170	155	Average

Note:

1. " *", means this data is the worst emission level.
2. C.F (Correction Factor) = Antenna Factor (dB/m) + Cable Loss (dB).
3. Measurement (dBuV/m) = Reading(dBuV) + C.F (Correction Factor).
4. The emission levels of other frequencies are very lower than the limit and not show in test report.

EUT	Indoor/Outdoor Dual Lens Pan/Tilt Security Camera	Date of Test	2025-03-25
Factor	BBHA 9120D	Temp. / Humidity	24°C /52%
Polarity	Horizontal	Site / Test Engineer	AC1 / Todd
Test Mode	802.11g_TX_CH 2_ANT 0	Test Voltage	AC 120V/60Hz

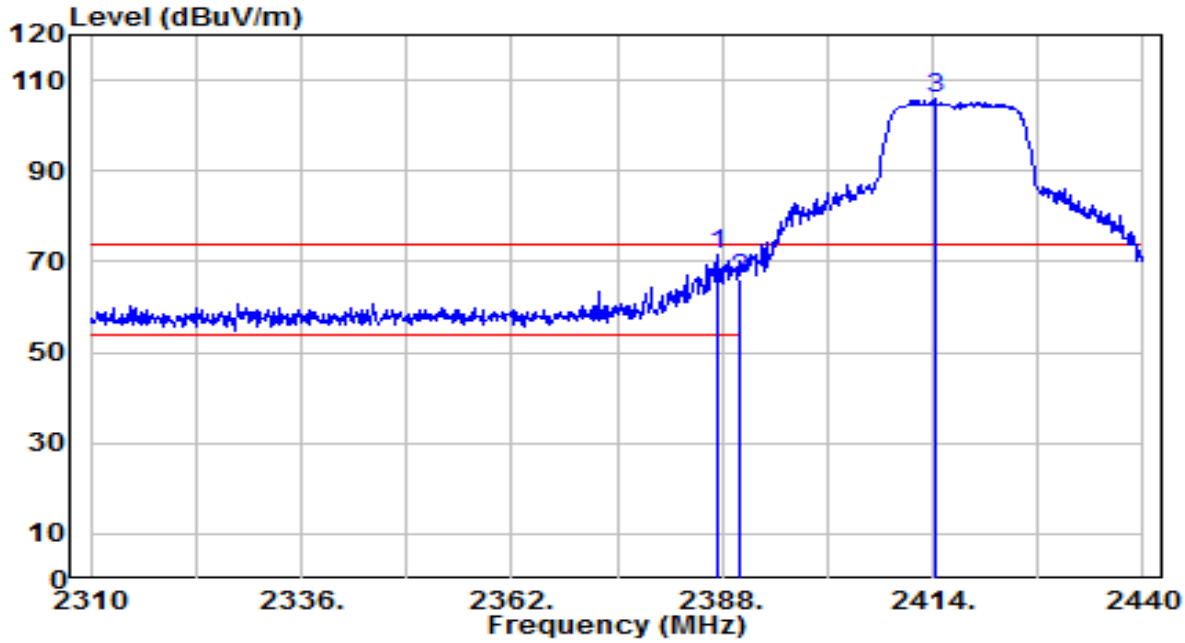

No		Frequency (MHz)	Reading (dBuV)	C.F (dB/m)	Measurement (dBuV/m)	Margin (dB)	Limit (dBuV/m)	Height (cm)	Angle (deg)	Remark (QP/PK/AV)
1	*	2387.480	39.77	31.84	71.61	-2.39	74.00	195	275	Peak
2		2390.000	34.25	31.85	66.10	-7.90	74.00	195	275	Peak
3		2414.260	73.81	31.94	105.75	N/A	N/A	195	275	Peak

Note:

1. " *", means this data is the worst emission level.
2. C.F (Correction Factor) = Antenna Factor (dB/m) + Cable Loss (dB).
3. Measurement (dBuV/m) = Reading(dBuV) + C.F (Correction Factor).
4. The emission levels of other frequencies are very lower than the limit and not show in test report.

EUT	Indoor/Outdoor Dual Lens Pan/Tilt Security Camera	Date of Test	2025-03-25
Factor	BBHA 9120D	Temp. / Humidity	24°C /52%
Polarity	Horizontal	Site / Test Engineer	AC1 / Todd
Test Mode	802.11g_TX_CH 2_ANT 0	Test Voltage	AC 120V/60Hz

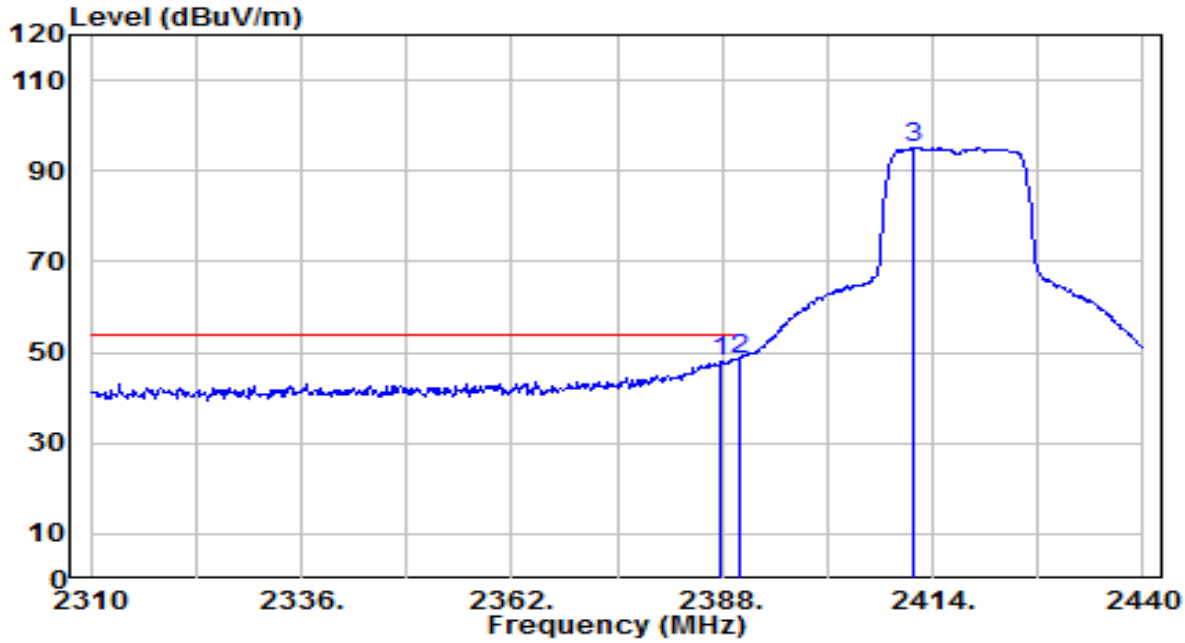

No		Frequency (MHz)	Reading (dBuV)	C.F (dB/m)	Measurement (dBuV/m)	Margin (dB)	Limit (dBuV/m)	Height (cm)	Angle (deg)	Remark (QP/PK/AV)
1		2387.870	15.99	31.84	47.83	-6.17	54.00	195	275	Average
2	*	2390.000	16.71	31.85	48.56	-5.44	54.00	195	275	Average
3		2411.660	63.31	31.93	95.24	N/A	N/A	195	275	Average

Note:

1. " *", means this data is the worst emission level.
2. C.F (Correction Factor) = Antenna Factor (dB/m) + Cable Loss (dB).
3. Measurement (dBuV/m) = Reading(dBuV) + C.F (Correction Factor).
4. The emission levels of other frequencies are very lower than the limit and not show in test report.

EUT	Indoor/Outdoor Dual Lens Pan/Tilt Security Camera	Date of Test	2025-03-25
Factor	BBHA 9120D	Temp. / Humidity	24°C /52%
Polarity	Vertical	Site / Test Engineer	AC1 / Todd
Test Mode	802.11g_TX_CH 2_ANT 0	Test Voltage	AC 120V/60Hz

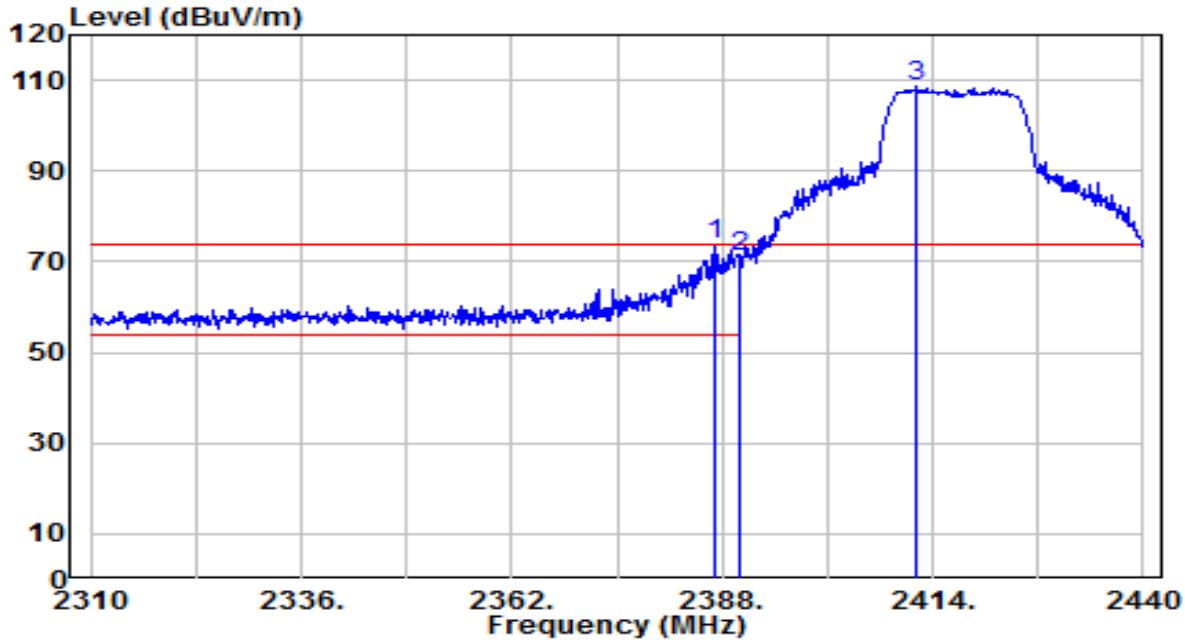

No		Frequency (MHz)	Reading (dBuV)	C.F (dB/m)	Measurement (dBuV/m)	Margin (dB)	Limit (dBuV/m)	Height (cm)	Angle (deg)	Remark (QP/PK/AV)
1	*	2387.220	41.89	31.84	73.73	-0.27	74.00	170	155	Peak
2		2390.000	39.07	31.85	70.91	-3.09	74.00	170	155	Peak
3		2412.050	76.57	31.93	108.50	N/A	N/A	170	155	Peak

Note:

1. " *", means this data is the worst emission level.
2. C.F (Correction Factor) = Antenna Factor (dB/m) + Cable Loss (dB).
3. Measurement (dBuV/m) = Reading(dBuV) + C.F (Correction Factor).
4. The emission levels of other frequencies are very lower than the limit and not show in test report.

EUT	Indoor/Outdoor Dual Lens Pan/Tilt Security Camera	Date of Test	2025-03-25
Factor	BBHA 9120D	Temp. / Humidity	24°C /52%
Polarity	Vertical	Site / Test Engineer	AC1 / Todd
Test Mode	802.11g_TX_CH 2_ANT 0	Test Voltage	AC 120V/60Hz

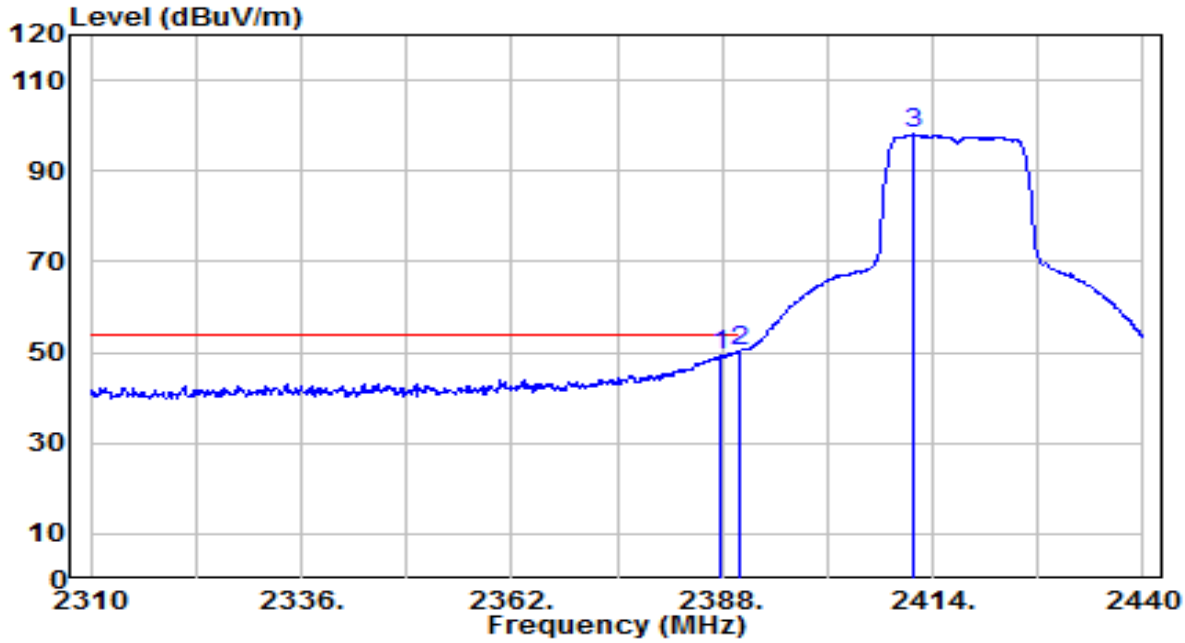

No		Frequency (MHz)	Reading (dBuV)	C.F (dB/m)	Measurement (dBuV/m)	Margin (dB)	Limit (dBuV/m)	Height (cm)	Angle (deg)	Remark (QP/PK/AV)
1		2387.870	17.57	31.84	49.41	-4.59	54.00	170	155	Average
2	*	2390.000	18.28	31.85	50.13	-3.87	54.00	170	155	Average
3		2411.660	66.19	31.93	98.12	N/A	N/A	170	155	Average

Note:

1. " *", means this data is the worst emission level.
2. C.F (Correction Factor) = Antenna Factor (dB/m) + Cable Loss (dB).
3. Measurement (dBuV/m) = Reading(dBuV) + C.F (Correction Factor).
4. The emission levels of other frequencies are very lower than the limit and not show in test report.

EUT	Indoor/Outdoor Dual Lens Pan/Tilt Security Camera	Date of Test	2025-03-25
Factor	BBHA 9120D	Temp. / Humidity	24°C /52%
Polarity	Horizontal	Site / Test Engineer	AC1 / Todd
Test Mode	802.11g_TX_CH 6_ANT 0	Test Voltage	AC 120V/60Hz

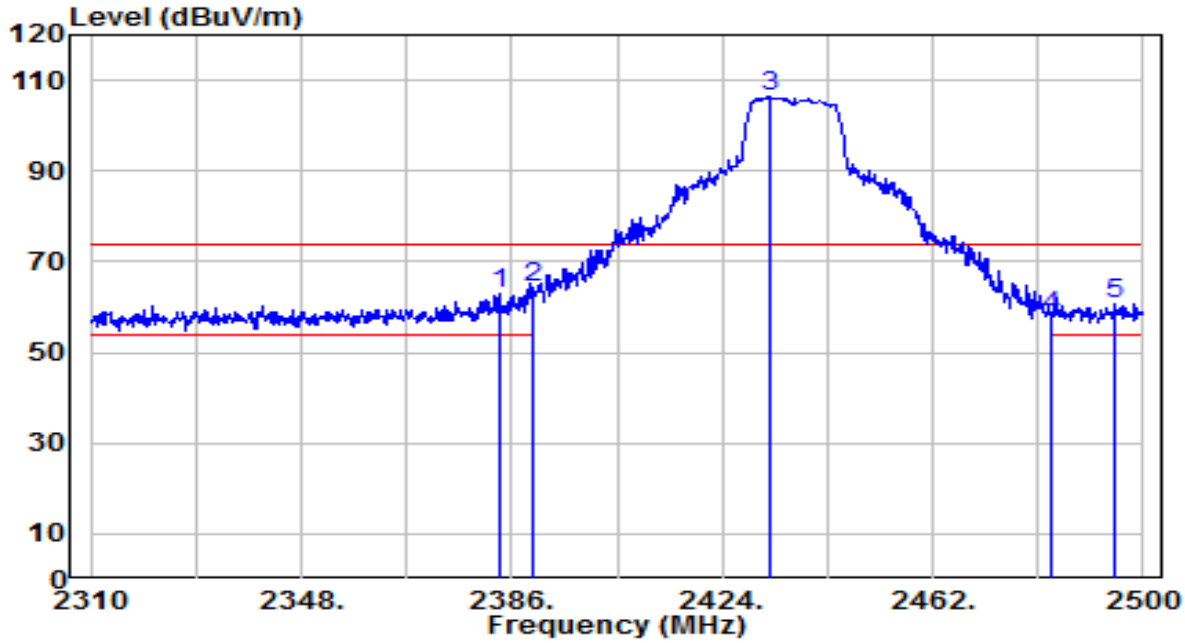

No		Frequency (MHz)	Reading (dBuV)	C.F (dB/m)	Measurement (dBuV/m)	Margin (dB)	Limit (dBuV/m)	Height (cm)	Angle (deg)	Remark (QP/PK/AV)
1		2383.720	31.12	31.83	62.95	-11.05	74.00	145	275	Peak
2	*	2390.000	32.37	31.85	64.22	-9.78	74.00	145	275	Peak
3		2432.740	74.30	32.01	106.31	N/A	N/A	145	275	Peak
4		2483.500	25.75	32.20	57.95	-16.05	74.00	145	275	Peak
5		2495.060	28.45	32.24	60.70	-13.30	74.00	145	275	Peak

Note:

1. " *", means this data is the worst emission level.
2. C.F (Correction Factor) = Antenna Factor (dB/m) + Cable Loss (dB).
3. Measurement (dBuV/m) = Reading(dBuV) + C.F (Correction Factor).
4. The emission levels of other frequencies are very lower than the limit and not show in test report.

EUT	Indoor/Outdoor Dual Lens Pan/Tilt Security Camera	Date of Test	2025-03-25
Factor	BBHA 9120D	Temp. / Humidity	24°C /52%
Polarity	Horizontal	Site / Test Engineer	AC1 / Todd
Test Mode	802.11g_TX_CH 6_ANT 0	Test Voltage	AC 120V/60Hz

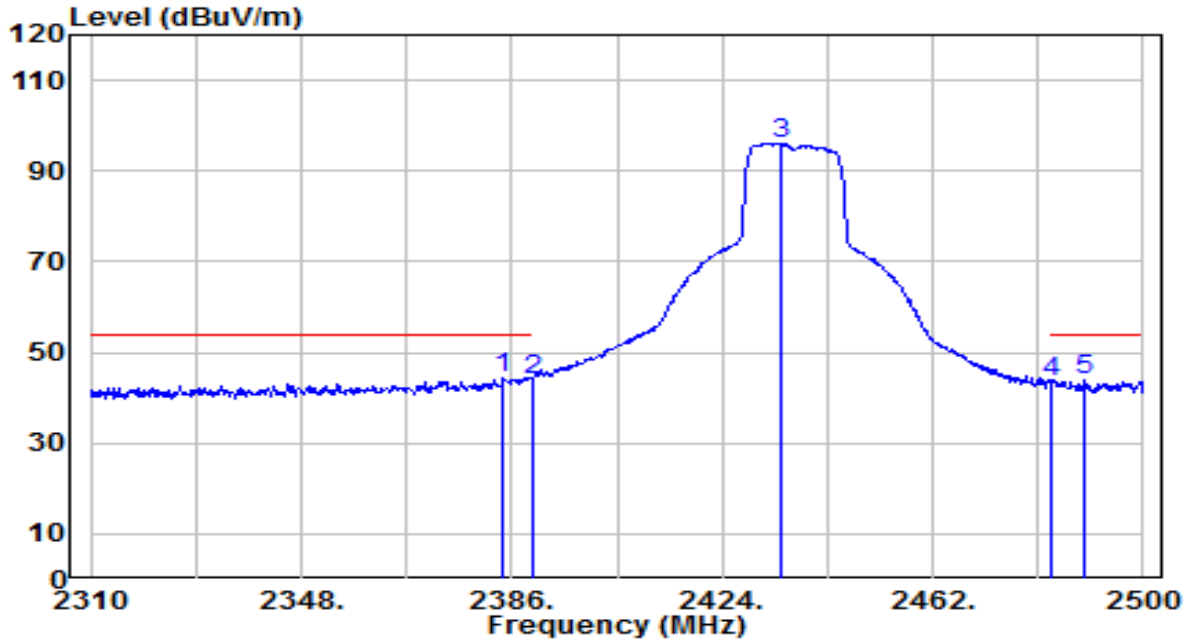

No		Frequency (MHz)	Reading (dBuV)	C.F (dB/m)	Measurement (dBuV/m)	Margin (dB)	Limit (dBuV/m)	Height (cm)	Angle (deg)	Remark (QP/PK/AV)
1	*	2384.480	12.64	31.83	44.47	-9.53	54.00	145	275	Average
2		2390.000	12.15	31.85	44.00	-10.00	54.00	145	275	Average
3		2434.450	64.09	32.01	96.10	N/A	N/A	145	275	Average
4		2483.500	11.24	32.20	43.44	-10.56	54.00	145	275	Average
5		2489.550	11.93	32.22	44.15	-9.85	54.00	145	275	Average

Note:

1. " *", means this data is the worst emission level.
2. C.F (Correction Factor) = Antenna Factor (dB/m) + Cable Loss (dB).
3. Measurement (dBuV/m) = Reading(dBuV) + C.F (Correction Factor).
4. The emission levels of other frequencies are very lower than the limit and not show in test report.

EUT	Indoor/Outdoor Dual Lens Pan/Tilt Security Camera	Date of Test	2025-03-25
Factor	BBHA 9120D	Temp. / Humidity	24°C /52%
Polarity	Vertical	Site / Test Engineer	AC1 / Todd
Test Mode	802.11g_TX_CH 6_ANT 0	Test Voltage	AC 120V/60Hz

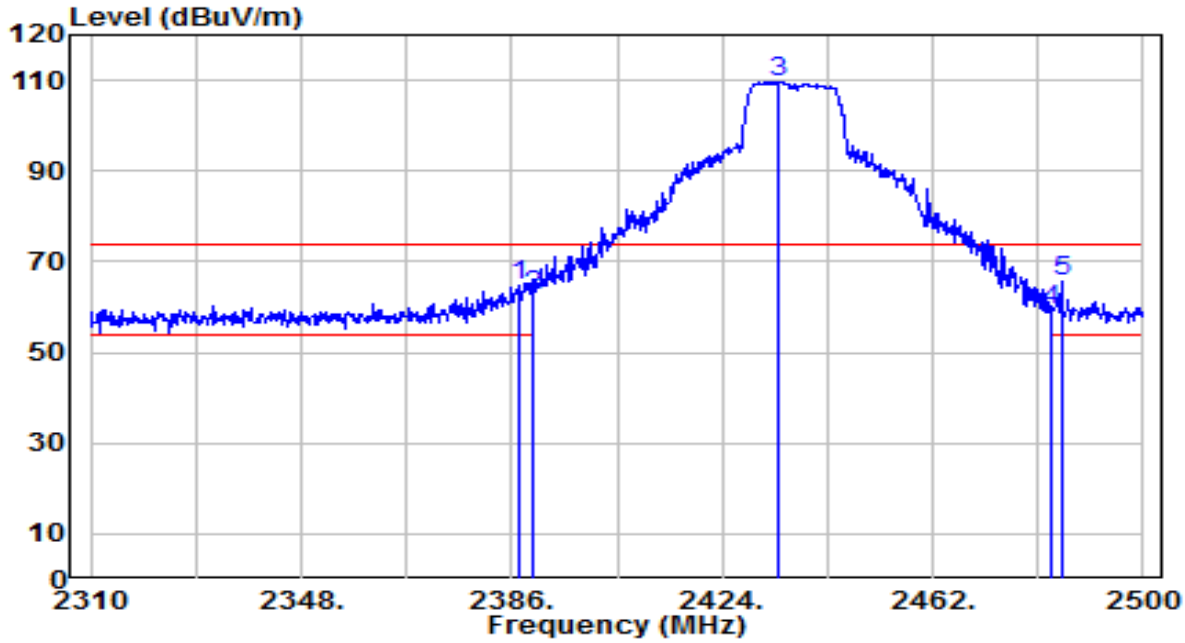

No		Frequency (MHz)	Reading (dBuV)	C.F (dB/m)	Measurement (dBuV/m)	Margin (dB)	Limit (dBuV/m)	Height (cm)	Angle (deg)	Remark (QP/PK/AV)
1		2387.520	32.76	31.84	64.60	-9.40	74.00	190	160	Peak
2		2390.000	30.85	31.85	62.70	-11.30	74.00	190	160	Peak
3		2434.260	77.71	32.01	109.72	N/A	N/A	190	160	Peak
4		2483.500	26.98	32.20	59.18	-14.82	74.00	190	160	Peak
5	*	2485.180	33.51	32.20	65.72	-8.28	74.00	190	160	Peak

Note:

1. " *", means this data is the worst emission level.
2. C.F (Correction Factor) = Antenna Factor (dB/m) + Cable Loss (dB).
3. Measurement (dBuV/m) = Reading(dBuV) + C.F (Correction Factor).
4. The emission levels of other frequencies are very lower than the limit and not show in test report.

EUT	Indoor/Outdoor Dual Lens Pan/Tilt Security Camera	Date of Test	2025-03-25
Factor	BBHA 9120D	Temp. / Humidity	24°C /52%
Polarity	Vertical	Site / Test Engineer	AC1 / Todd
Test Mode	802.11g_TX_CH 6_ANT 0	Test Voltage	AC 120V/60Hz

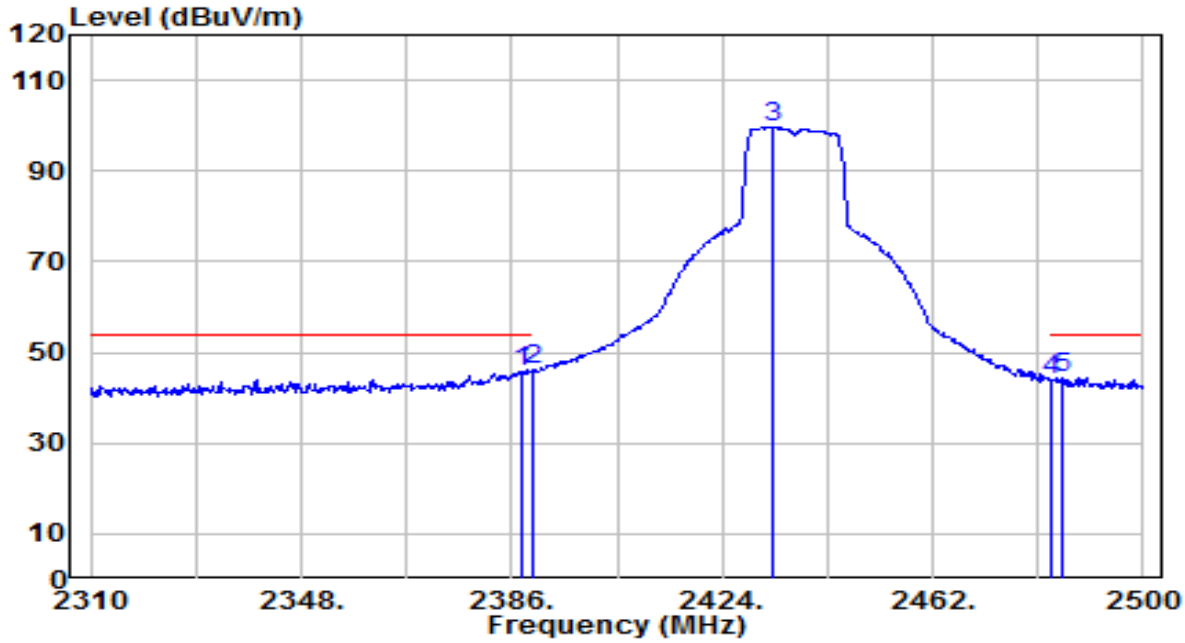

No		Frequency (MHz)	Reading (dBuV)	C.F (dB/m)	Measurement (dBuV/m)	Margin (dB)	Limit (dBuV/m)	Height (cm)	Angle (deg)	Remark (QP/PK/AV)
1		2387.710	13.93	31.84	45.77	-8.23	54.00	190	160	Average
2	*	2390.000	14.31	31.85	46.16	-7.84	54.00	190	160	Average
3		2433.310	67.67	32.01	99.68	N/A	N/A	190	160	Average
4		2483.500	11.80	32.20	44.00	-10.00	54.00	190	160	Average
5		2485.560	12.25	32.21	44.45	-9.55	54.00	190	160	Average

Note:

1. " *", means this data is the worst emission level.
2. C.F (Correction Factor) = Antenna Factor (dB/m) + Cable Loss (dB).
3. Measurement (dBuV/m) = Reading(dBuV) + C.F (Correction Factor).
4. The emission levels of other frequencies are very lower than the limit and not show in test report.

EUT	Indoor/Outdoor Dual Lens Pan/Tilt Security Camera	Date of Test	2025-03-25
Factor	BBHA 9120D	Temp. / Humidity	24°C /52%
Polarity	Horizontal	Site / Test Engineer	AC1 / Todd
Test Mode	802.11g_TX_CH 10_ANT 0	Test Voltage	AC 120V/60Hz

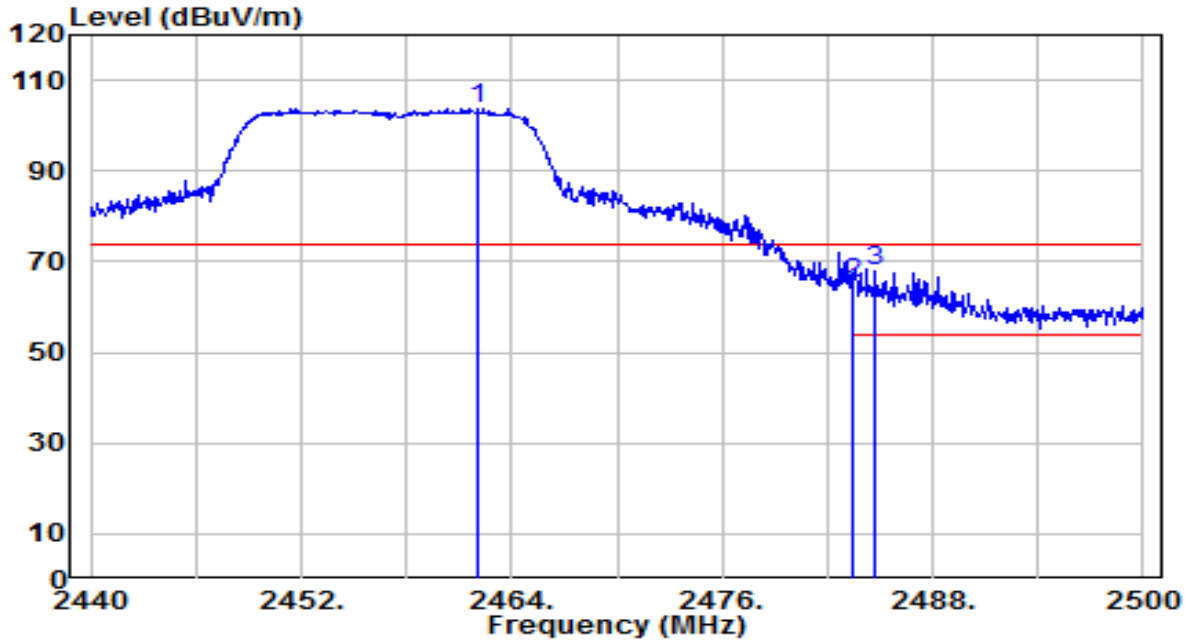

No		Frequency (MHz)	Reading (dBuV)	C.F (dB/m)	Measurement (dBuV/m)	Margin (dB)	Limit (dBuV/m)	Height (cm)	Angle (deg)	Remark (QP/PK/AV)
1		2462.080	71.66	32.12	103.78	N/A	N/A	190	275	Peak
2		2483.500	33.23	32.20	65.43	-8.57	74.00	190	275	Peak
3	*	2484.760	35.61	32.20	67.81	-6.19	74.00	190	275	Peak

Note:

1. " *", means this data is the worst emission level.
2. C.F (Correction Factor) = Antenna Factor (dB/m) + Cable Loss (dB).
3. Measurement (dBuV/m) = Reading(dBuV) + C.F (Correction Factor).
4. The emission levels of other frequencies are very lower than the limit and not show in test report.

EUT	Indoor/Outdoor Dual Lens Pan/Tilt Security Camera	Date of Test	2025-03-25
Factor	BBHA 9120D	Temp. / Humidity	24°C /52%
Polarity	Horizontal	Site / Test Engineer	AC1 / Todd
Test Mode	802.11g_TX_CH 10_ANT 0	Test Voltage	AC 120V/60Hz

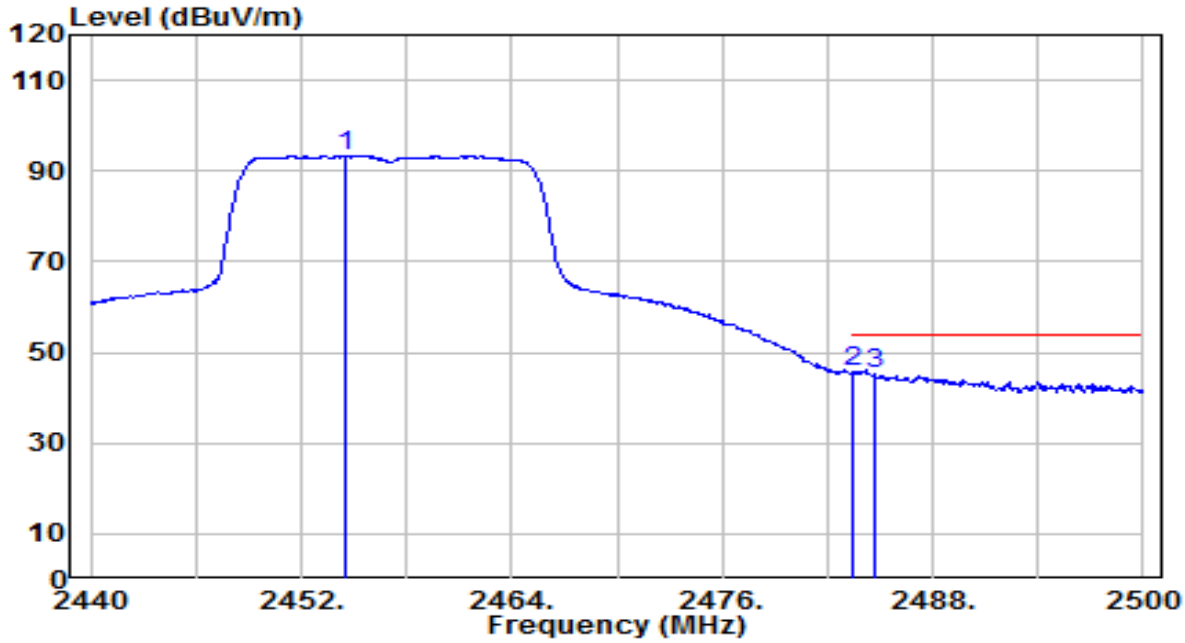

No		Frequency (MHz)	Reading (dBuV)	C.F (dB/m)	Measurement (dBuV/m)	Margin (dB)	Limit (dBuV/m)	Height (cm)	Angle (deg)	Remark (QP/PK/AV)
1		2454.520	61.32	32.09	93.41	N/A	N/A	190	275	Average
2	*	2483.500	13.39	32.20	45.59	-8.41	54.00	190	275	Average
3		2484.640	13.11	32.20	45.31	-8.69	54.00	190	275	Average

Note:

1. " *", means this data is the worst emission level.
2. C.F (Correction Factor) = Antenna Factor (dB/m) + Cable Loss (dB).
3. Measurement (dBuV/m) = Reading(dBuV) + C.F (Correction Factor).
4. The emission levels of other frequencies are very lower than the limit and not show in test report.

EUT	Indoor/Outdoor Dual Lens Pan/Tilt Security Camera	Date of Test	2025-03-25
Factor	BBHA 9120D	Temp. / Humidity	24°C /52%
Polarity	Vertical	Site / Test Engineer	AC1 / Todd
Test Mode	802.11g_TX_CH 10_ANT 0	Test Voltage	AC 120V/60Hz

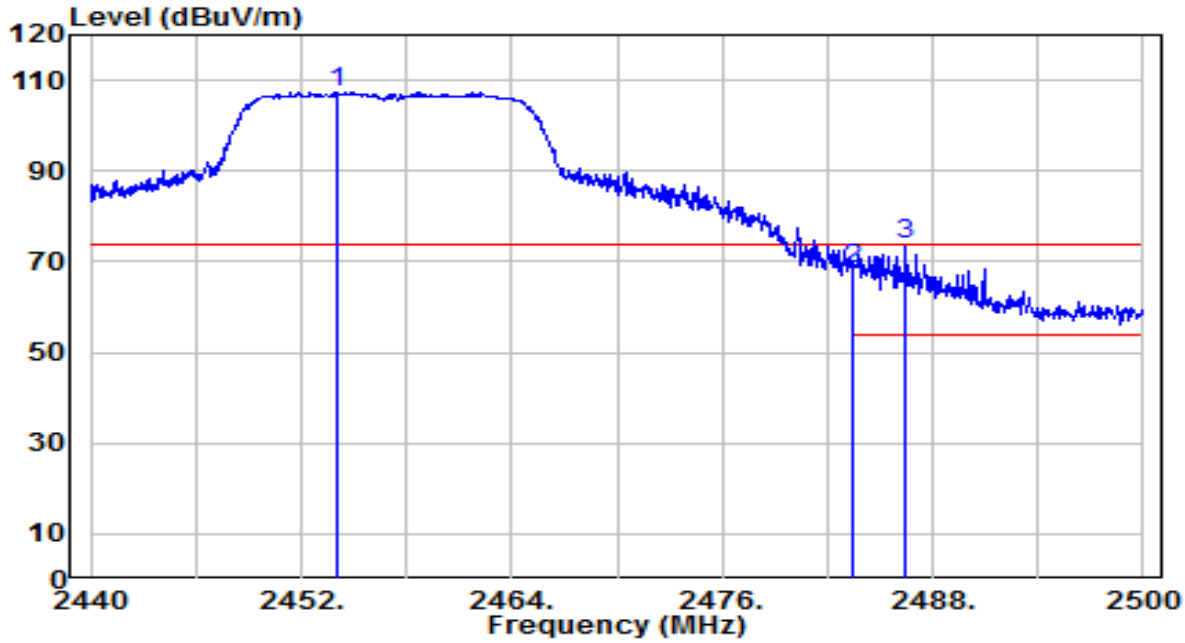

No		Frequency (MHz)	Reading (dBuV)	C.F (dB/m)	Measurement (dBuV/m)	Margin (dB)	Limit (dBuV/m)	Height (cm)	Angle (deg)	Remark (QP/PK/AV)
1		2453.980	75.45	32.09	107.53	N/A	N/A	170	160	Peak
2		2483.500	36.24	32.20	68.43	-5.57	74.00	170	160	Peak
3	*	2486.500	41.54	32.21	73.75	-0.25	74.00	170	160	Peak

Note:

1. " *", means this data is the worst emission level.
2. C.F (Correction Factor) = Antenna Factor (dB/m) + Cable Loss (dB).
3. Measurement (dBuV/m) = Reading(dBuV) + C.F (Correction Factor).
4. The emission levels of other frequencies are very lower than the limit and not show in test report.

EUT	Indoor/Outdoor Dual Lens Pan/Tilt Security Camera	Date of Test	2025-03-25
Factor	BBHA 9120D	Temp. / Humidity	24°C /52%
Polarity	Vertical	Site / Test Engineer	AC1 / Todd
Test Mode	802.11g_TX_CH 10_ANT 0	Test Voltage	AC 120V/60Hz

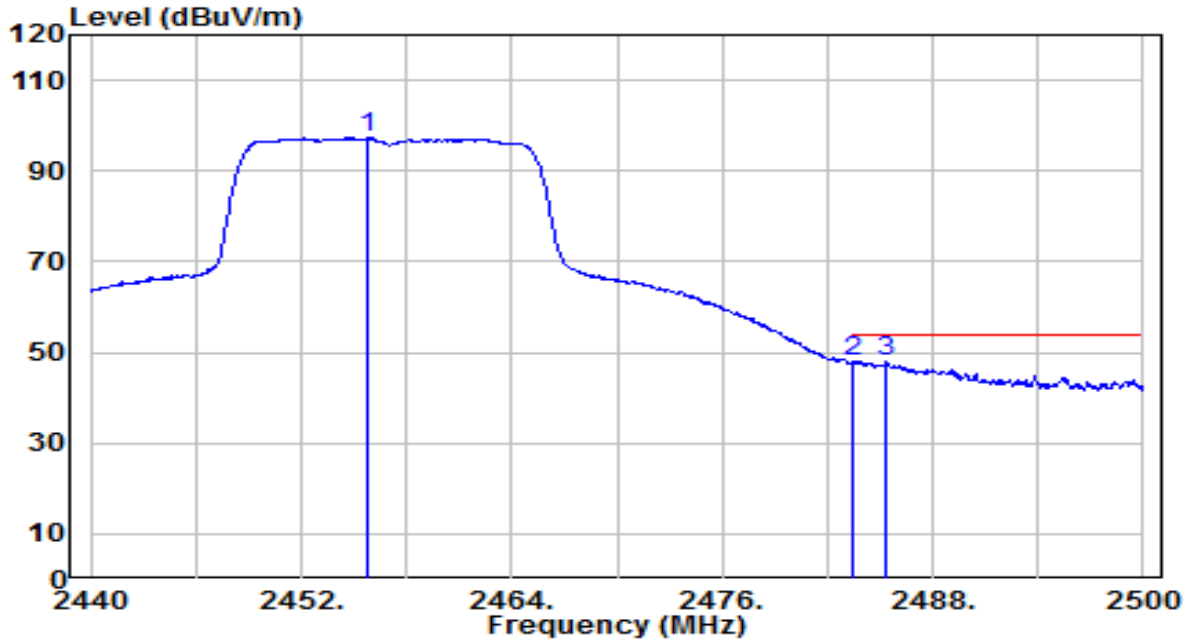

No		Frequency (MHz)	Reading (dBuV)	C.F (dB/m)	Measurement (dBuV/m)	Margin (dB)	Limit (dBuV/m)	Height (cm)	Angle (deg)	Remark (QP/PK/AV)
1		2455.840	65.12	32.09	97.22	N/A	N/A	170	160	Average
2		2483.500	15.65	32.20	47.85	-6.15	54.00	170	160	Average
3	*	2485.360	15.71	32.21	47.91	-6.09	54.00	170	160	Average

Note:

1. " *", means this data is the worst emission level.
2. C.F (Correction Factor) = Antenna Factor (dB/m) + Cable Loss (dB).
3. Measurement (dBuV/m) = Reading(dBuV) + C.F (Correction Factor).
4. The emission levels of other frequencies are very lower than the limit and not show in test report.

EUT	Indoor/Outdoor Dual Lens Pan/Tilt Security Camera	Date of Test	2025-03-25
Factor	BBHA 9120D	Temp. / Humidity	24°C /52%
Polarity	Horizontal	Site / Test Engineer	AC1 / Todd
Test Mode	802.11g_TX_CH 11_ANT 0	Test Voltage	AC 120V/60Hz

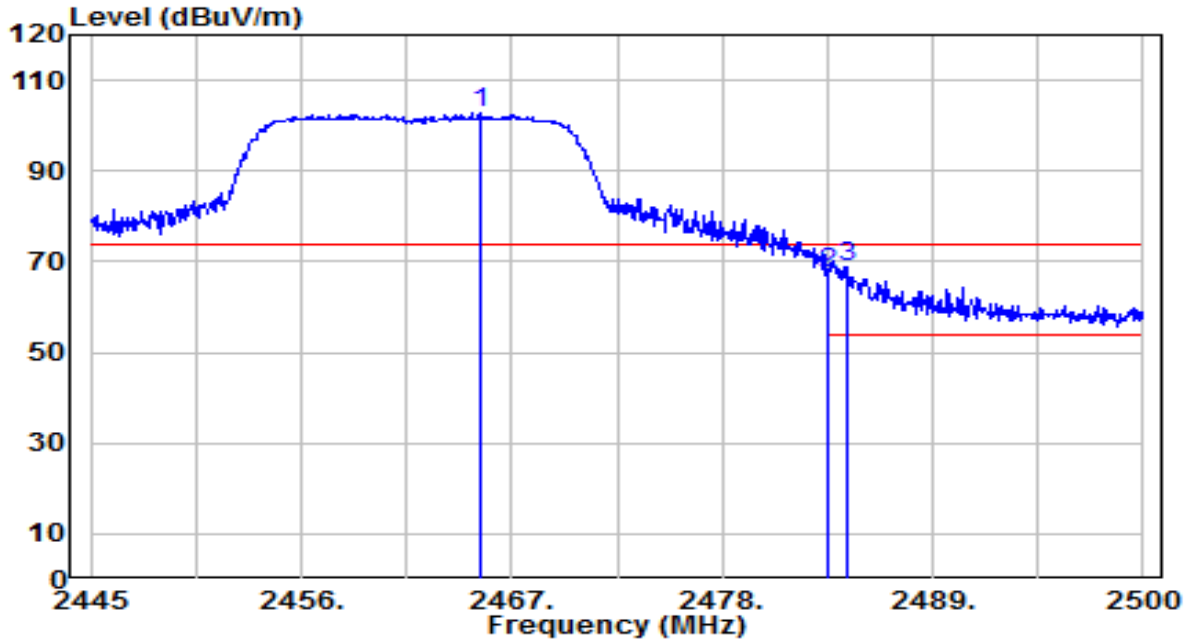

No		Frequency (MHz)	Reading (dBuV)	C.F (dB/m)	Measurement (dBuV/m)	Margin (dB)	Limit (dBuV/m)	Height (cm)	Angle (deg)	Remark (QP/PK/AV)
1		2465.350	70.54	32.13	102.67	N/A	N/A	190	275	Peak
2		2483.500	35.40	32.20	67.60	-6.40	74.00	190	275	Peak
3	*	2484.545	36.70	32.20	68.90	-5.10	74.00	190	275	Peak

Note:

1. " *", means this data is the worst emission level.
2. C.F (Correction Factor) = Antenna Factor (dB/m) + Cable Loss (dB).
3. Measurement (dBuV/m) = Reading(dBuV) + C.F (Correction Factor).
4. The emission levels of other frequencies are very lower than the limit and not show in test report.

EUT	Indoor/Outdoor Dual Lens Pan/Tilt Security Camera	Date of Test	2025-03-25
Factor	BBHA 9120D	Temp. / Humidity	24°C /52%
Polarity	Horizontal	Site / Test Engineer	AC1 / Todd
Test Mode	802.11g_TX_CH 11_ANT 0	Test Voltage	AC 120V/60Hz

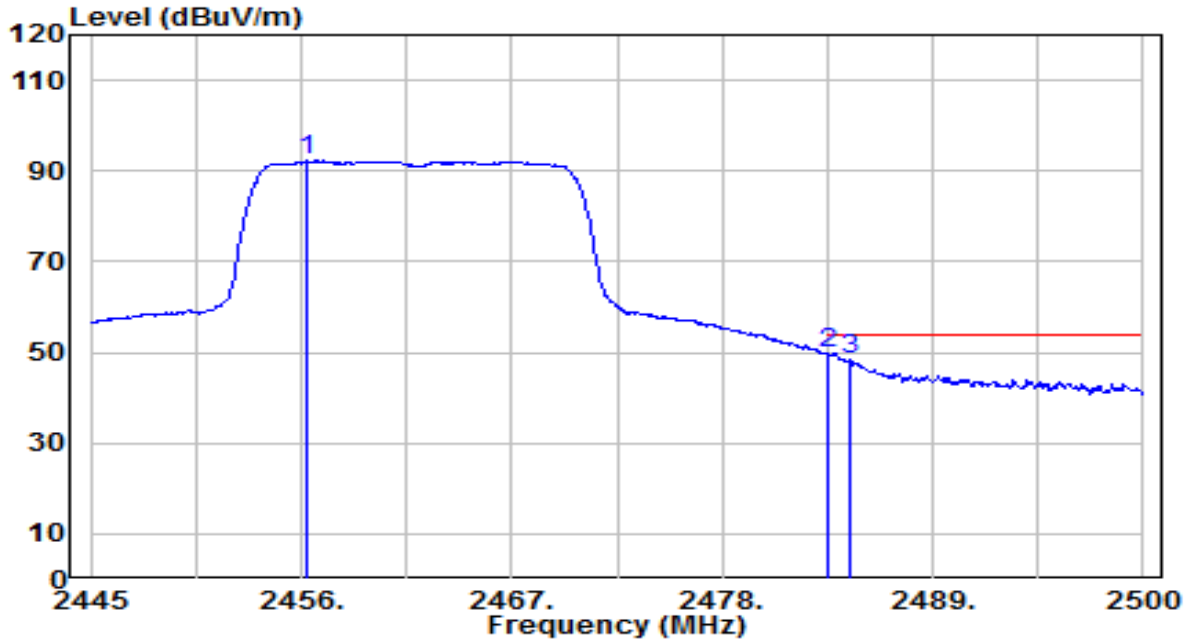

No		Frequency (MHz)	Reading (dBuV)	C.F (dB/m)	Measurement (dBuV/m)	Margin (dB)	Limit (dBuV/m)	Height (cm)	Angle (deg)	Remark (QP/PK/AV)
1		2456.330	60.08	32.10	92.17	N/A	N/A	190	275	Average
2	*	2483.500	17.51	32.20	49.71	-4.29	54.00	190	275	Average
3		2484.655	16.04	32.20	48.24	-5.76	54.00	190	275	Average

Note:

1. " *", means this data is the worst emission level.
2. C.F (Correction Factor) = Antenna Factor (dB/m) + Cable Loss (dB).
3. Measurement (dBuV/m) = Reading(dBuV) + C.F (Correction Factor).
4. The emission levels of other frequencies are very lower than the limit and not show in test report.

EUT	Indoor/Outdoor Dual Lens Pan/Tilt Security Camera	Date of Test	2025-03-25
Factor	BBHA 9120D	Temp. / Humidity	24°C /52%
Polarity	Vertical	Site / Test Engineer	AC1 / Todd
Test Mode	802.11g_TX_CH 11_ANT 0	Test Voltage	AC 120V/60Hz

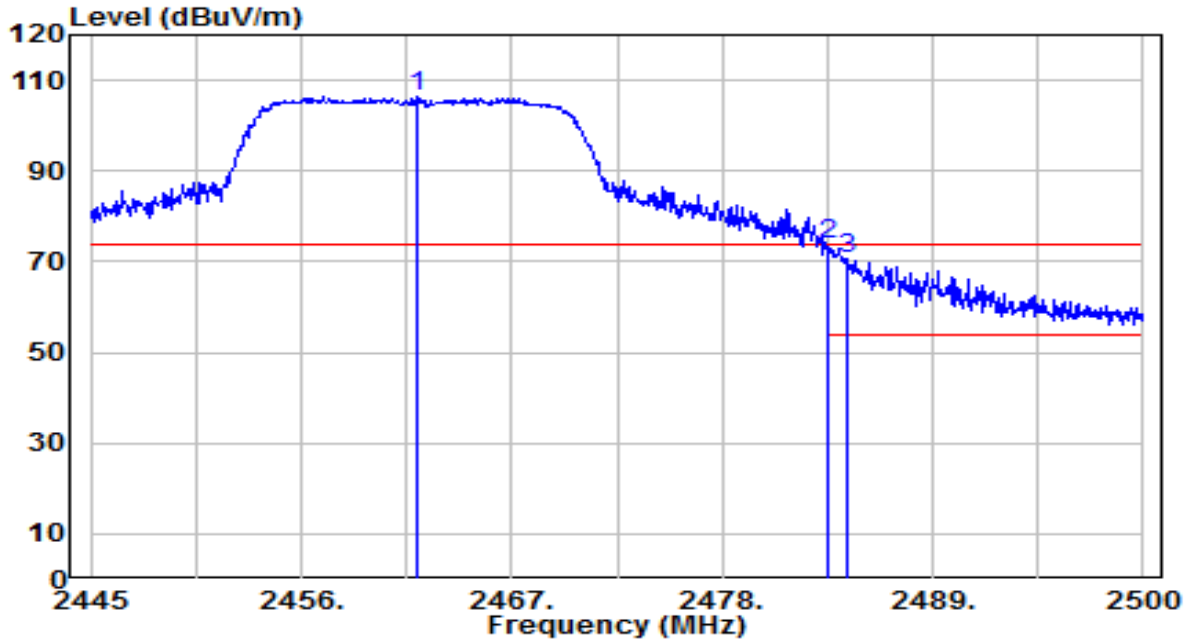

No		Frequency (MHz)	Reading (dBuV)	C.F (dB/m)	Measurement (dBuV/m)	Margin (dB)	Limit (dBuV/m)	Height (cm)	Angle (deg)	Remark (QP/PK/AV)
1		2461.995	74.42	32.12	106.54	N/A	N/A	170	160	Peak
2	*	2483.500	41.54	32.20	73.74	-0.26	74.00	170	160	Peak
3		2484.490	38.55	32.20	70.75	-3.25	74.00	170	160	Peak

Note:

1. " *", means this data is the worst emission level.
2. C.F (Correction Factor) = Antenna Factor (dB/m) + Cable Loss (dB).
3. Measurement (dBuV/m) = Reading(dBuV) + C.F (Correction Factor).
4. The emission levels of other frequencies are very lower than the limit and not show in test report.

EUT	Indoor/Outdoor Dual Lens Pan/Tilt Security Camera	Date of Test	2025-03-25
Factor	BBHA 9120D	Temp. / Humidity	24°C /52%
Polarity	Vertical	Site / Test Engineer	AC1 / Todd
Test Mode	802.11g_TX_CH 11_ANT 0	Test Voltage	AC 120V/60Hz

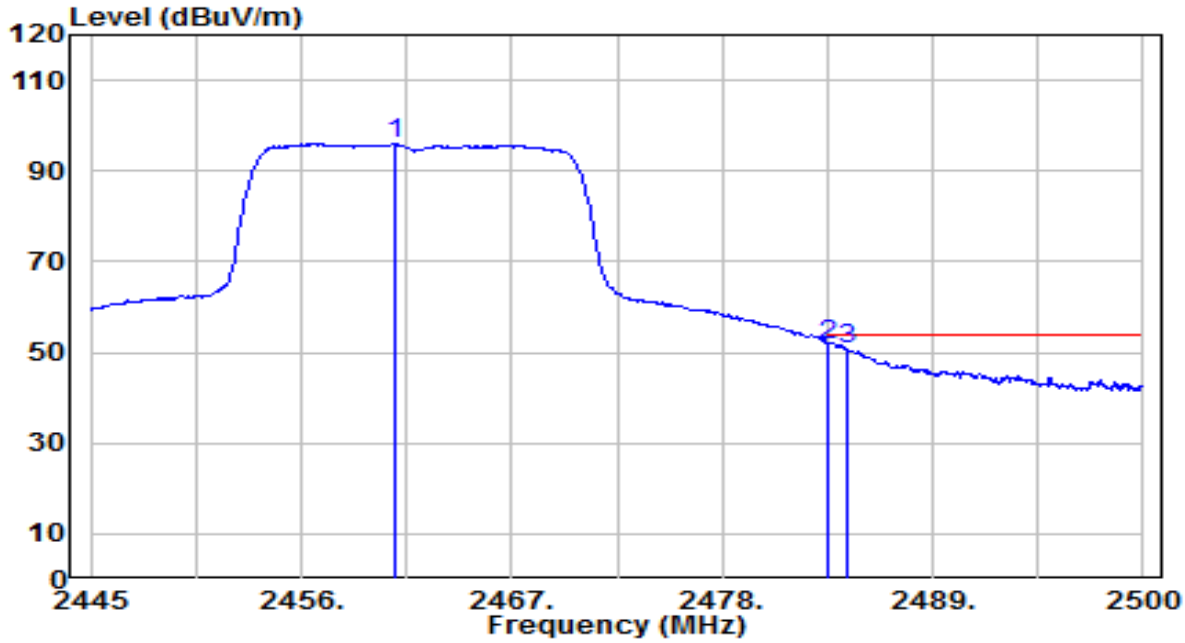

No		Frequency (MHz)	Reading (dBuV)	C.F (dB/m)	Measurement (dBuV/m)	Margin (dB)	Limit (dBuV/m)	Height (cm)	Angle (deg)	Remark (QP/PK/AV)
1		2460.950	63.84	32.11	95.95	N/A	N/A	170	160	Average
2	*	2483.500	19.55	32.20	51.74	-2.26	54.00	170	160	Average
3		2484.490	18.55	32.20	50.75	-3.25	54.00	170	160	Average

Note:

1. " *", means this data is the worst emission level.
2. C.F (Correction Factor) = Antenna Factor (dB/m) + Cable Loss (dB).
3. Measurement (dBuV/m) = Reading(dBuV) + C.F (Correction Factor).
4. The emission levels of other frequencies are very lower than the limit and not show in test report.

EUT	Indoor/Outdoor Dual Lens Pan/Tilt Security Camera	Date of Test	2025-04-12
Factor	BBHA 9120D	Temp. / Humidity	25°C /63%
Polarity	Horizontal	Site / Test Engineer	AC1 / Todd
Test Mode	802.11g_TX_CH 1_ANT 1	Test Voltage	AC 120V/60Hz

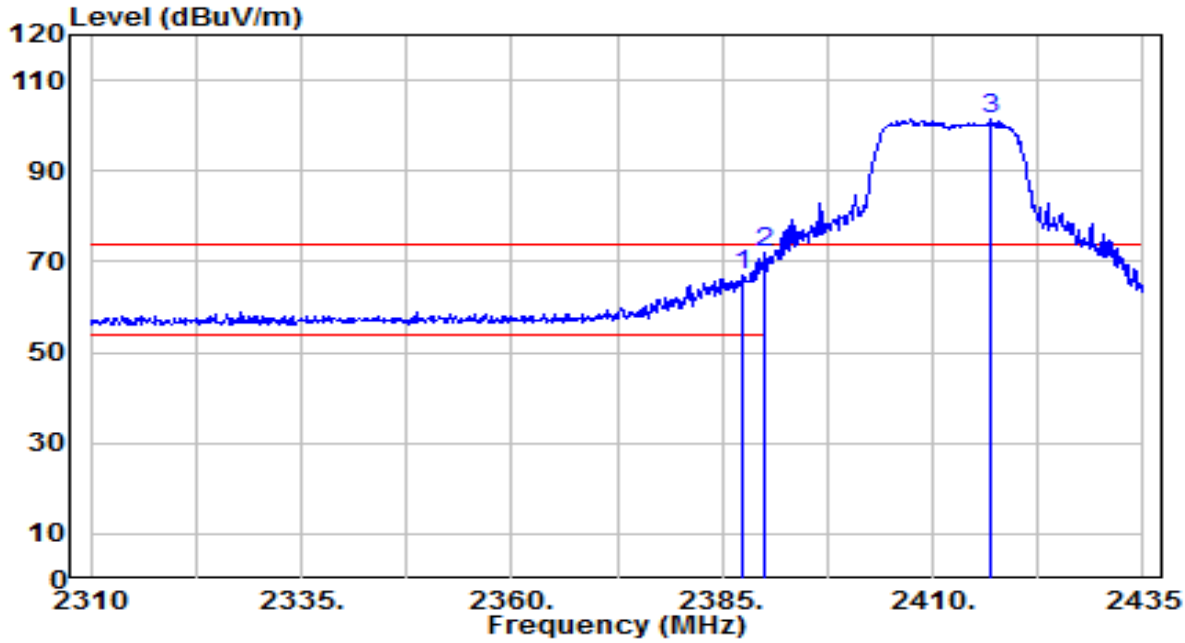

No		Frequency (MHz)	Reading (dBuV)	C.F (dB/m)	Measurement (dBuV/m)	Margin (dB)	Limit (dBuV/m)	Height (cm)	Angle (deg)	Remark (QP/PK/AV)
1		2387.500	35.18	31.84	67.02	-6.98	74.00	280	35	Peak
2	*	2390.000	40.06	31.85	71.91	-2.09	74.00	280	35	Peak
3		2417.000	69.40	31.95	101.35	N/A	N/A	280	35	Peak

Note:

1. " *", means this data is the worst emission level.
2. C.F (Correction Factor) = Antenna Factor (dB/m) + Cable Loss (dB).
3. Measurement (dBuV/m) = Reading(dBuV) + C.F (Correction Factor).
4. The emission levels of other frequencies are very lower than the limit and not show in test report.

EUT	Indoor/Outdoor Dual Lens Pan/Tilt Security Camera	Date of Test	2025-04-12
Factor	BBHA 9120D	Temp. / Humidity	25°C /63%
Polarity	Horizontal	Site / Test Engineer	AC1 / Todd
Test Mode	802.11g_TX_CH 1_ANT 1	Test Voltage	AC 120V/60Hz

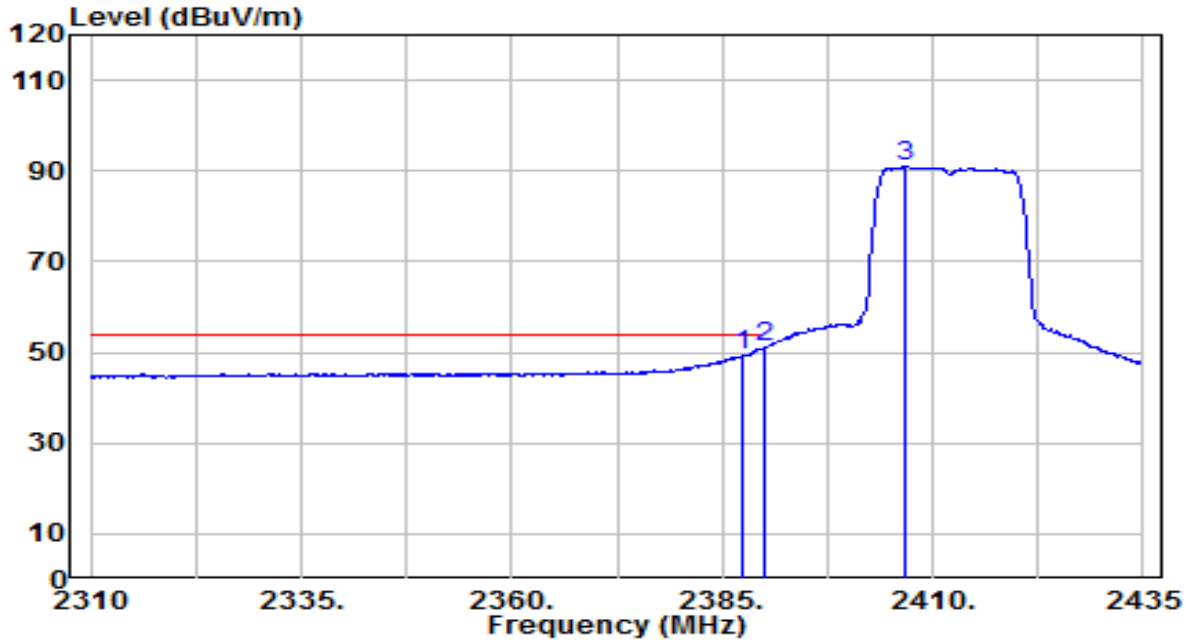

No		Frequency (MHz)	Reading (dBuV)	C.F (dB/m)	Measurement (dBuV/m)	Margin (dB)	Limit (dBuV/m)	Height (cm)	Angle (deg)	Remark (QP/PK/AV)
1		2387.500	17.69	31.84	49.53	-4.47	54.00	280	35	Average
2	*	2390.000	19.13	31.85	50.97	-3.03	54.00	280	35	Average
3		2406.750	59.15	31.91	91.06	N/A	N/A	280	35	Average

Note:

1. " *", means this data is the worst emission level.
2. C.F (Correction Factor) = Antenna Factor (dB/m) + Cable Loss (dB).
3. Measurement (dBuV/m) = Reading(dBuV) + C.F (Correction Factor).
4. The emission levels of other frequencies are very lower than the limit and not show in test report.