802.11 g CH01 (2412MHz)

802.11 g CH01 (2412MHz)

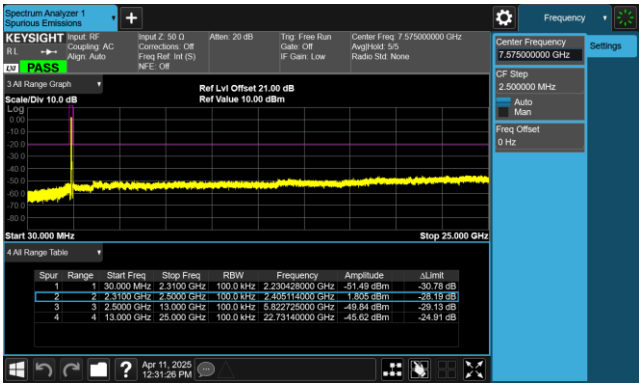

802.11 g CH06 (2437MHz)

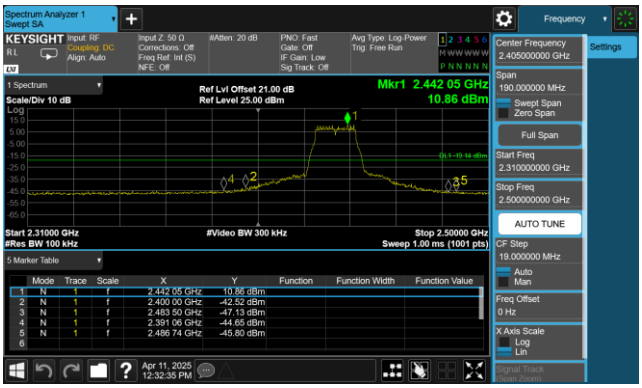

802.11 g CH06 (2437MHz)

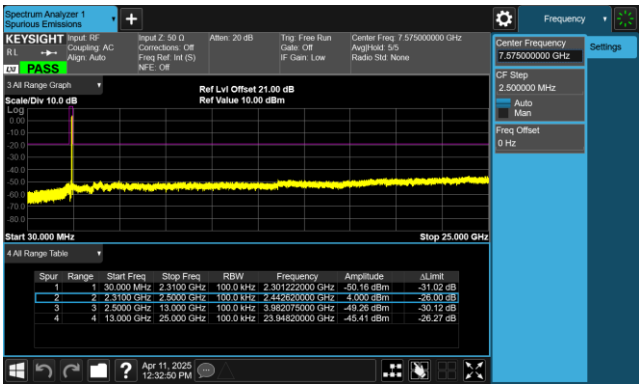

802.11 g CH11 (2462MHz)

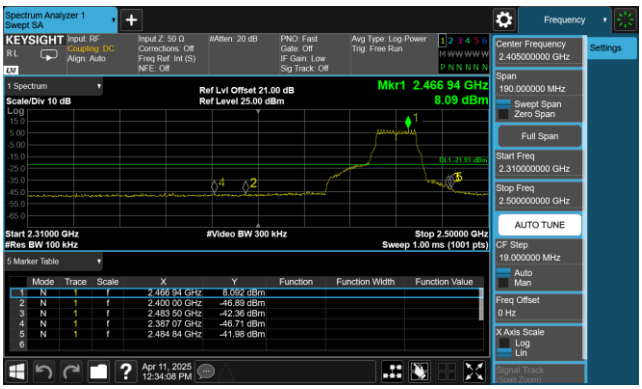

802.11 g CH11 (2462MHz)

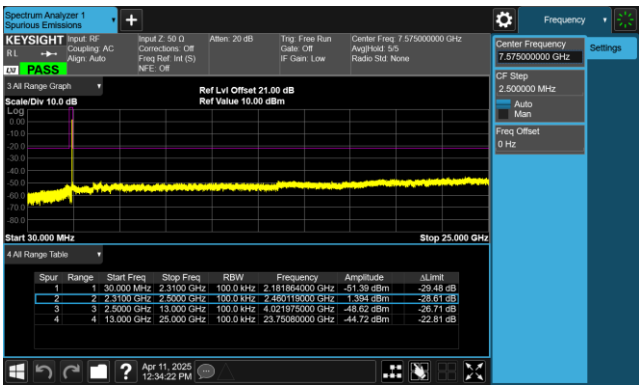

802.11 n20 CH01 (2412MHz)	802.11 n20 CH01 (2412MHz)
	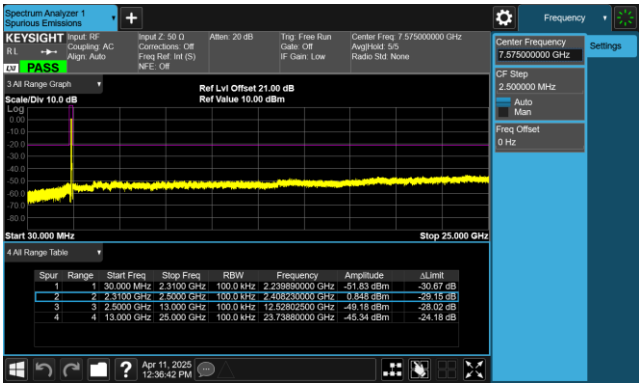
802.11 n20 CH06 (2437MHz)	**802.11 n20 CH06 (2437MHz)**
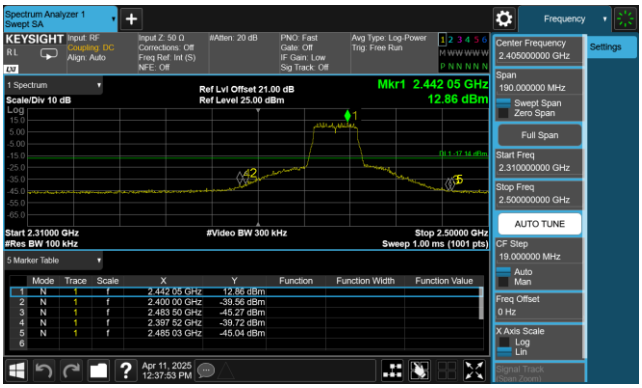	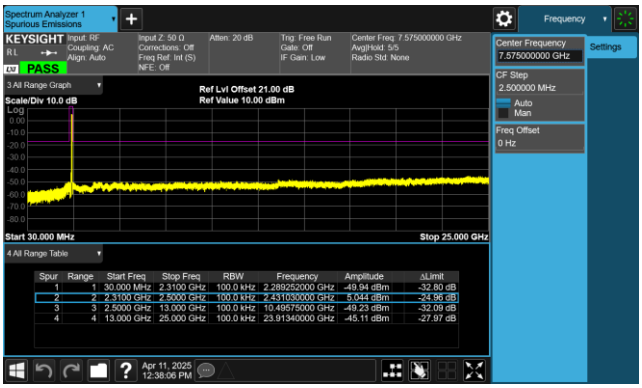
802.11 n20 CH11 (2462MHz)	**802.11 n20 CH11 (2462MHz)**
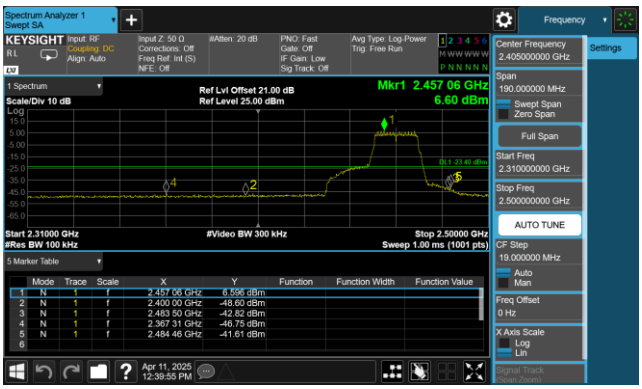	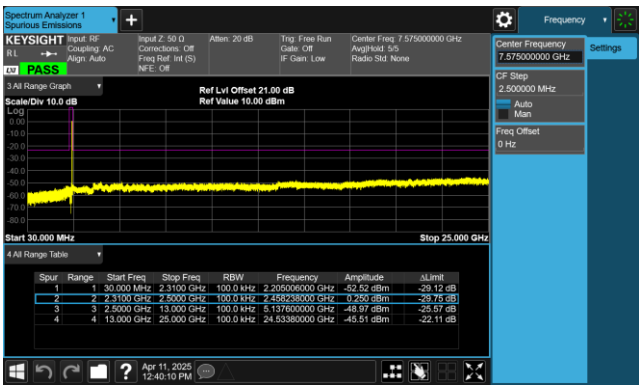

802.11 n40 CH03 (2422MHz)

802.11 n40 CH03 (2422MHz)

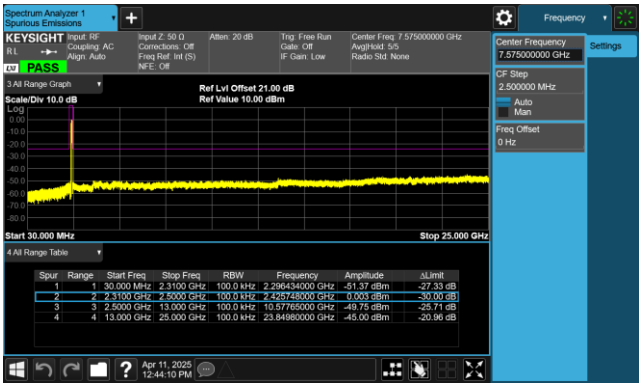

802.11 n40 CH06 (2437MHz)

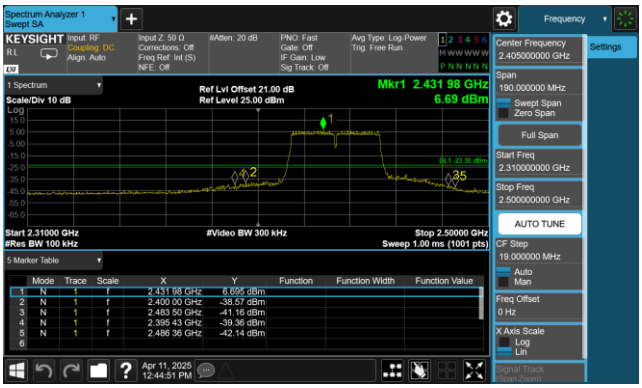

802.11 n40 CH06 (2437MHz)

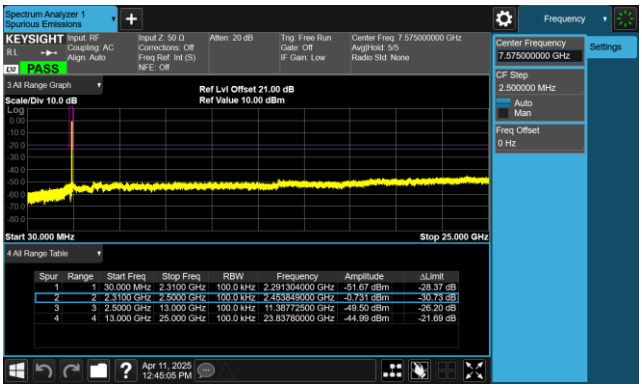

802.11 n40 CH09 (2452MHz)

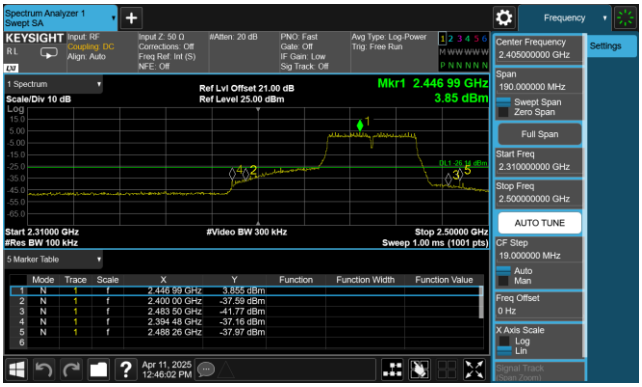

802.11 n40 CH09 (2452MHz)

802.11 ax20 CH01 (2412MHz)

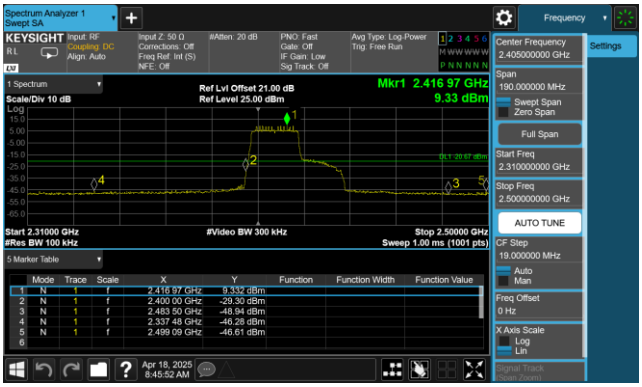

802.11 ax20 CH01 (2412MHz)

802.11 ax20 CH06 (2437MHz)

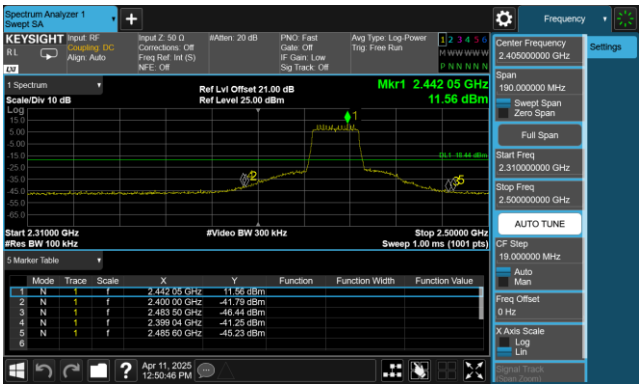

802.11 ax20 CH06 (2437MHz)

802.11 ax20 CH11 (2462MHz)

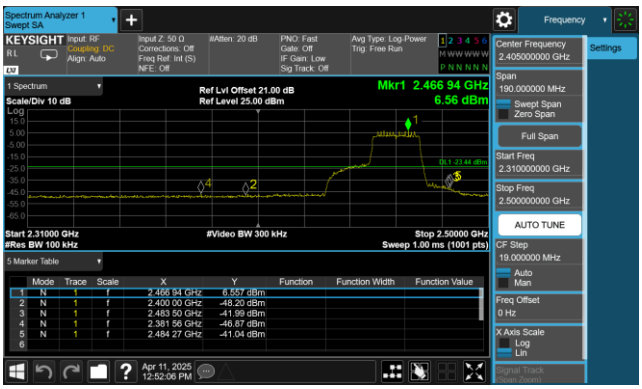

802.11 ax20 CH11 (2462MHz)

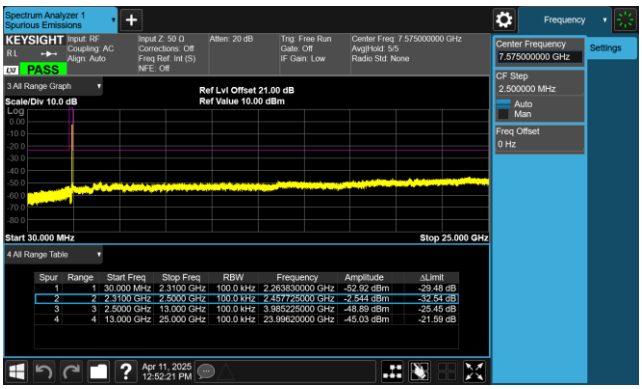

802.11 ax40 CH03 (2422MHz)	802.11 ax40 CH03 (2422MHz)
802.11 ax40 CH06 (2437MHz)	**802.11 ax40 CH06 (2437MHz)**
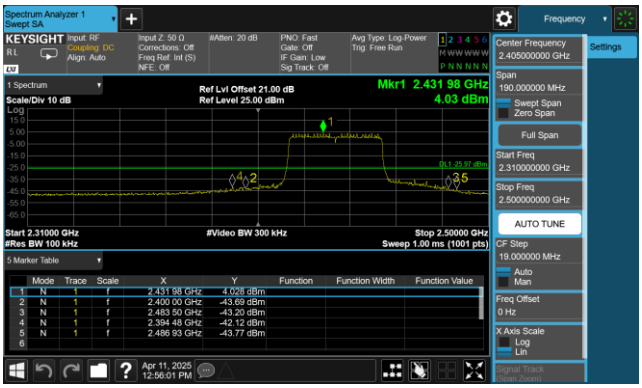	
802.11 ax40 CH09 (2452MHz)	**802.11 ax40 CH09 (2452MHz)**
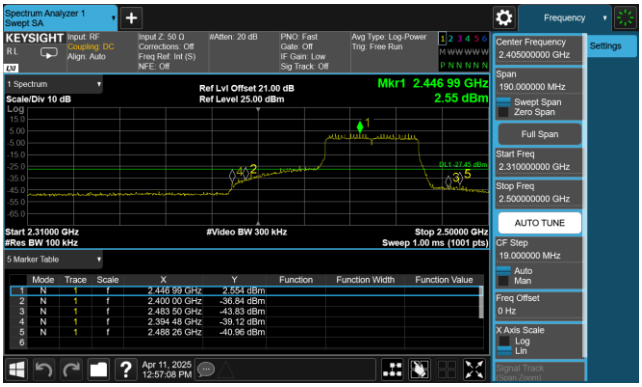	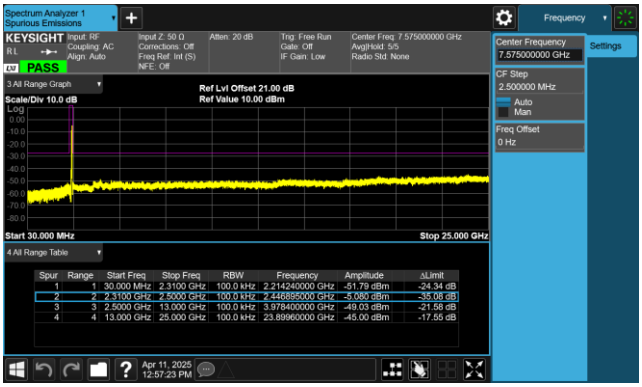

802.11be20 CH01 (2412MHz)	802.11be20 CH01 (2412MHz)
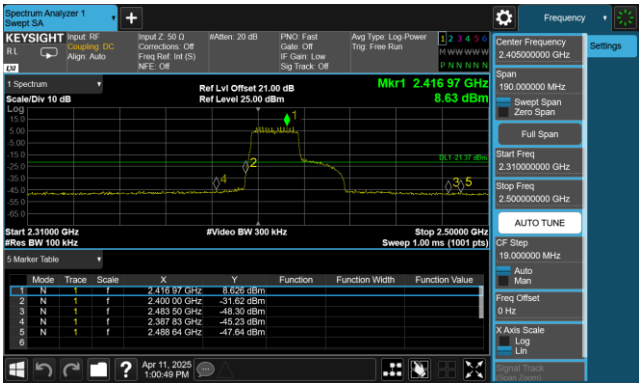	
802.11be20 CH06 (2437MHz)	**802.11be20 CH06 (2437MHz)**
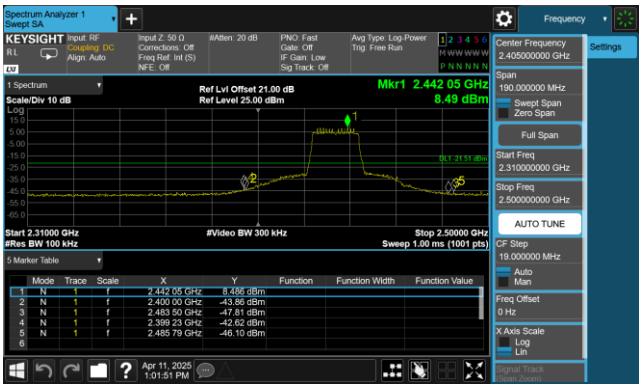	
802.11be20 CH11 (2462MHz)	**802.11be20 CH11 (2462MHz)**
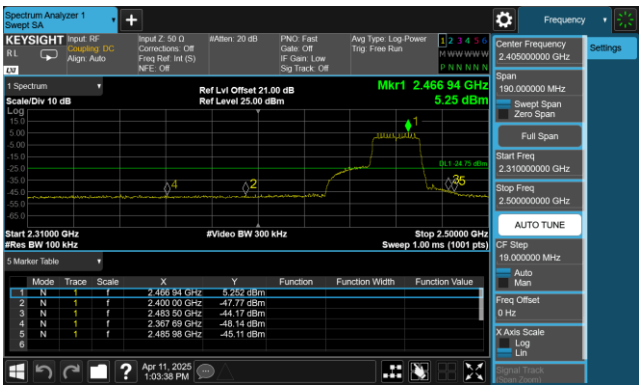	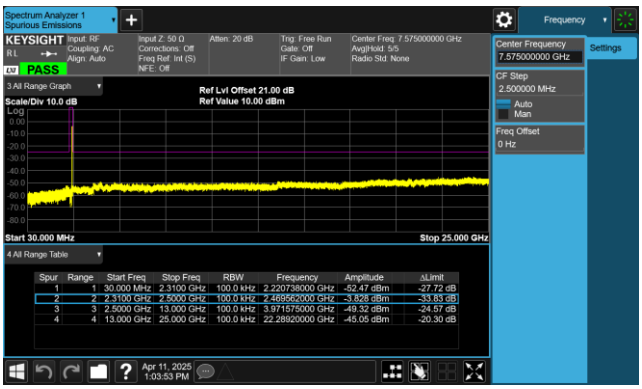

802.11be40 CH03 (2422MHz)	802.11be40 CH03 (2422MHz)
	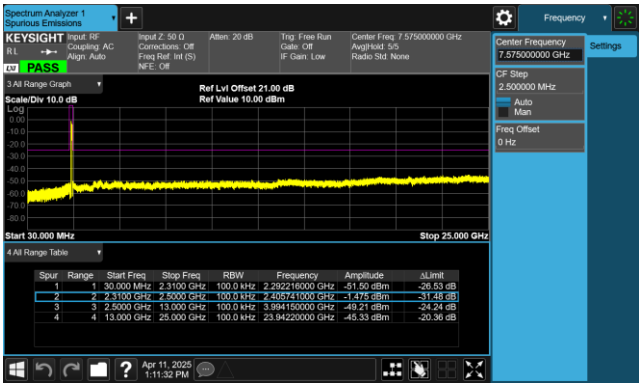
802.11be40 CH06 (2437MHz)	**802.11be40 CH06 (2437MHz)**
	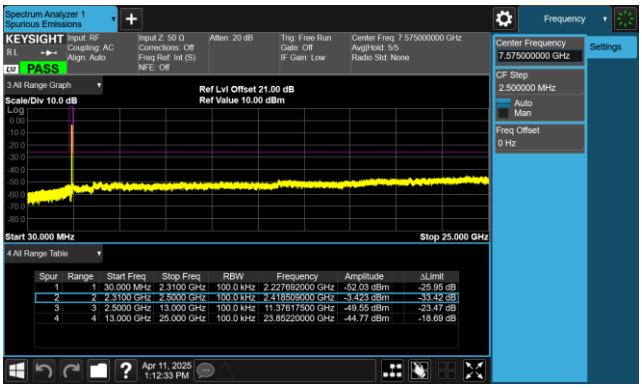
802.11be40 CH09 (2452MHz)	**802.11be40 CH09 (2452MHz)**
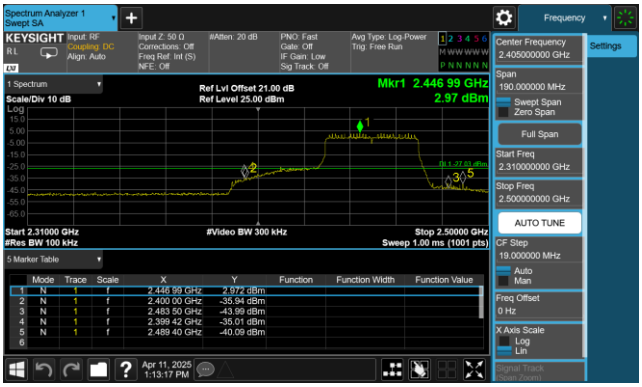	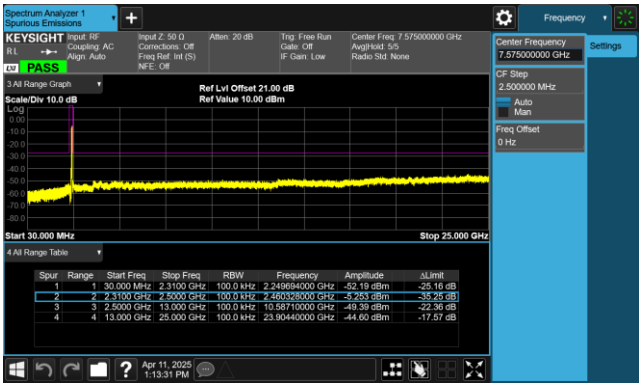

7.6. Radiated Spurious Emission Measurement

7.6.1.Test Limit

All out of band emissions appearing in a restricted band as specified in Section 15.205 of the Title 47CFR must not exceed the limits shown in Table per Section 15.209.

FCC Part 15 Subpart C Paragraph 15.209		
Frequency [MHz]	Field Strength [Uv/m]	Measured Distance [Meters]
0.009 - 0.490	2400/F (kHz)	300
0.490 - 1.705	24000/F (kHz)	30
1.705 - 30	30	30
30 - 88	100	3
88 - 216	150	3
216 - 960	200	3
Above 960	500	3

7.6.2.Test Procedure Used

ANSI C63.10 - 2013 - Section 11.11 & 11.12

ANSI C63.10 - 2013 Section 6.3 (General Requirements)

ANSI C63.10 - 2013 Section 6.4 (Standard test method below 30MHz)

ANSI C63.10 - 2013 Section 6.5 (Standard test method above 30MHz to 1GHz)

ANSI C63.10 - 2013 Section 6.6 (Standard test method above 1GHz)

7.6.3.Test Setting

Table 1 - RBW as a function of frequency

Frequency	RBW
9 ~ 150 kHz	200 ~ 300 Hz
0.15 ~ 30 MHz	9 ~ 10 kHz
30 ~ 1000 MHz	100 ~ 120 kHz
> 1000MHz	1MHz

Quasi-Peak Measurements below 1GHz

1. Analyzer center frequency was set to the frequency of the radiated spurious emission of interest

2. Span was set greater than 1MHz

3. RBW = as specified in Table 1

4. Detector = CISPR quasi-peak

5. Sweep time = auto couple

6. Trace was allowed to stabilize

Peak Measurements above 1GHz

1. Analyzer center frequency was set to the frequency of the radiated spurious emission of interest

2. RBW = 1MHz

3. VBW = 3MHz

4. Detector = peak

5. Sweep time = auto couple

6. Trace mode = max hold

7. Trace was allowed to stabilize

Average Measurements above 1GHz (Method VB)

1. Analyzer center frequency was set to the frequency of the radiated spurious emission of interest

2. RBW = 1MHz

3. VBW; If the EUT is configured to transmit with duty cycle ≥ 98%, set VBW = 10 Hz.

If the EUT duty cycle is < 98%, set VBW ≥ 1/T. T is the minimum transmission duration.

4. Detector = Peak

5. Sweep time = auto

6. Trace mode = max hold

7. Trace was allowed to stabilize

7.6.4.Test Setup

Below 1GHz Test Setup:

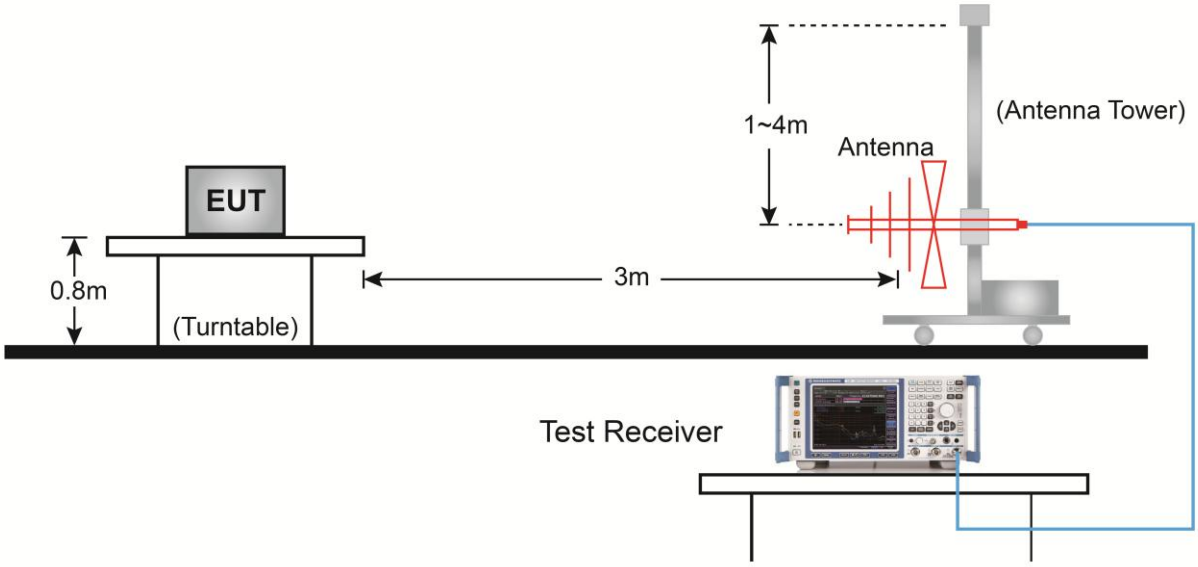

Above 1GHz Test Setup:

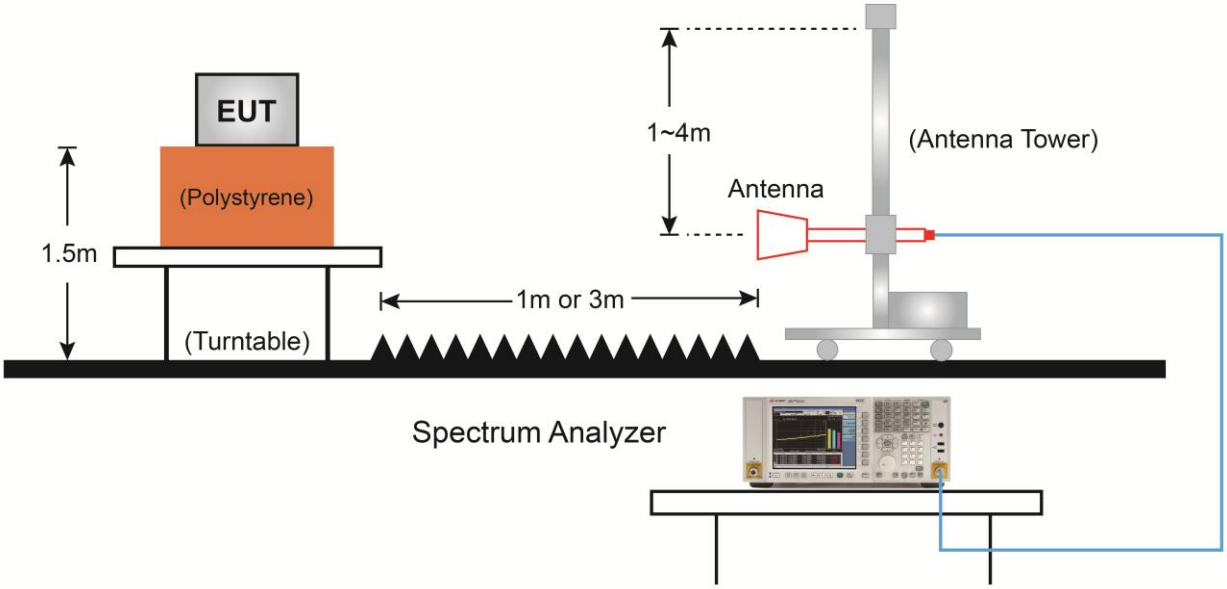

7.6.5.Test Result

EUT	BE3600 Dual-Band Wi-Fi Gaming Router	Date of Test	2025-04-15
Factor	VULB 9162	Temp. / Humidity	21°C /63%
Polarity	Horizontal	Site / Test Engineer	AC2 / Stanley
Test Mode	802.11n-20MHz_TX_CH 6_ANT 0+1	Test Voltage	AC 120V/60Hz

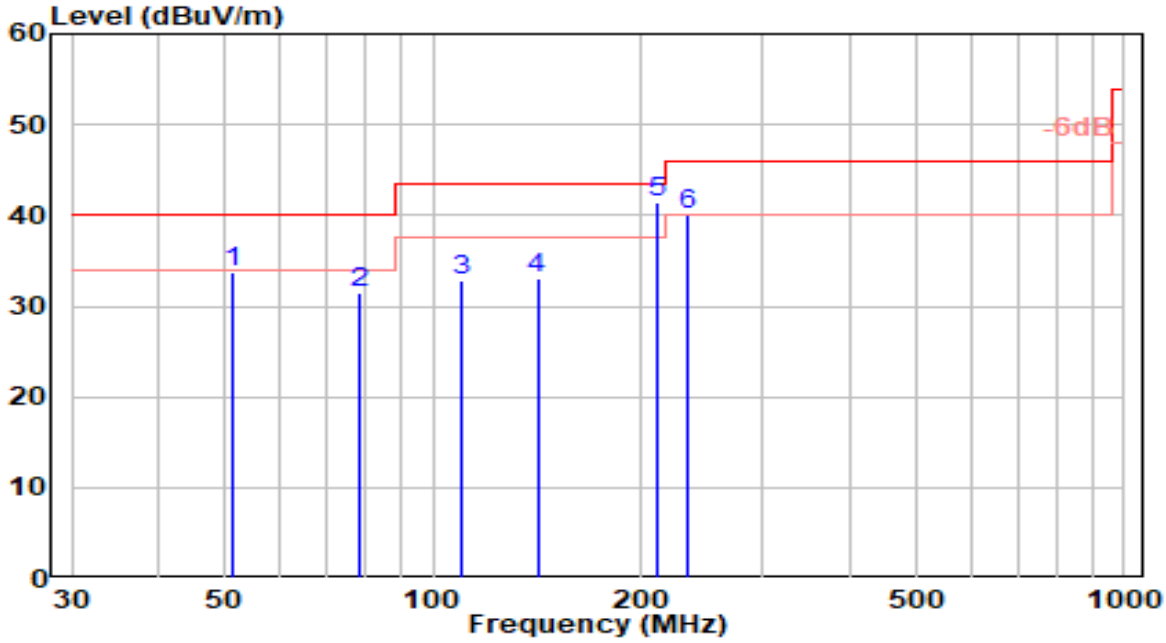

No		Frequency (MHz)	Reading (dBuV)	C.F (dB/m)	Measurement (dBuV/m)	Margin (dB)	Limit (dBuV/m)	Height (cm)	Angle (deg)	Remark (QP/PK/AV)
1		51.340	12.74	20.95	33.69	-6.31	40.00	164	360	QP
2		78.500	17.04	14.34	31.38	-8.62	40.00	200	299	QP
3		109.540	14.25	18.59	32.83	-10.67	43.50	200	88	QP
4		141.550	17.85	15.19	33.04	-10.46	43.50	200	265	QP
5	*	211.390	23.21	18.20	41.42	-2.08	43.50	200	146	QP
6		233.700	20.65	19.47	40.12	-5.88	46.00	200	360	QP

Note:

1. " *", means this data is the worst emission level.
2. C.F (Correction Factor) = Antenna Factor (dB/m) + Cable Loss (dB).
3. Measurement (dBuV/m) = Reading(dBuV) + C.F (Correction Factor).
4. The emission levels of other frequencies are very lower than the limit and not show in test report.
5. The amplitude of radiated emissions (frequency range from 9kHz to 30MHz) is that proximity to ambient noise, which also are attenuated more than 20dB below the permissible value. Therefore, the data is not presented in the report.

EUT	BE3600 Dual-Band Wi-Fi Gaming Router	Date of Test	2025-04-15
Factor	VULB 9162	Temp. / Humidity	21°C /63%
Polarity	Vertical	Site / Test Engineer	AC2 / Stanley
Test Mode	802.11n-20MHz_TX_CH 6_ANT 0+1	Test Voltage	AC 120V/60Hz

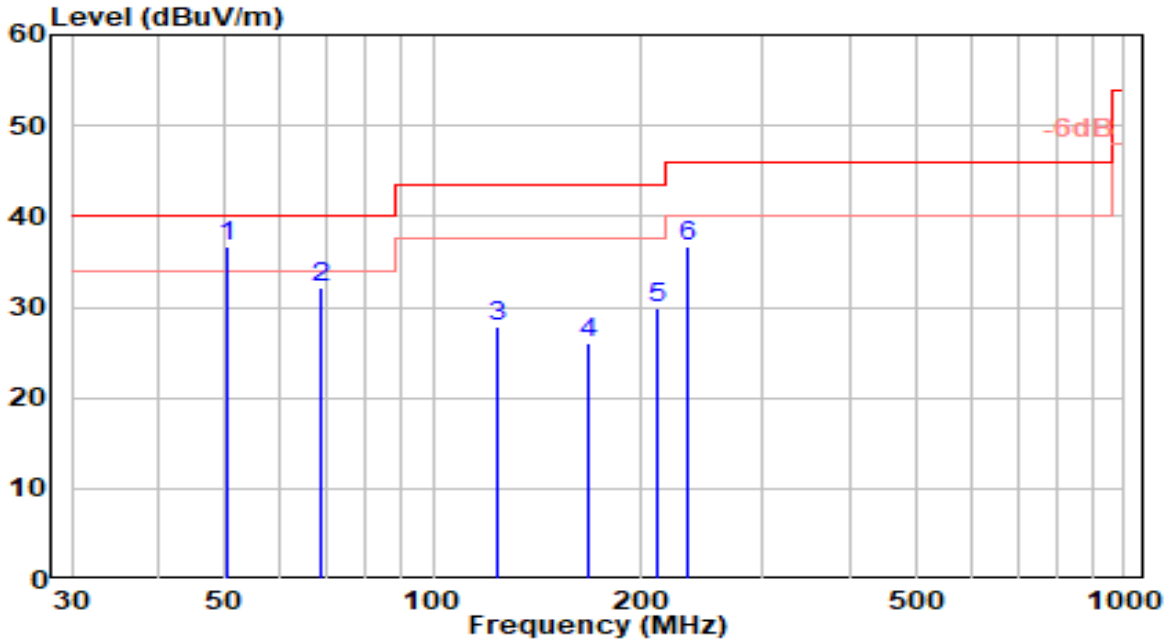

No		Frequency (MHz)	Reading (dBuV)	C.F (dB/m)	Measurement (dBuV/m)	Margin (dB)	Limit (dBuV/m)	Height (cm)	Angle (deg)	Remark (QP/PK/AV)
1	*	50.370	15.63	21.09	36.72	-3.28	40.00	100	266	QP
2		68.800	15.53	16.54	32.06	-7.94	40.00	150	136	QP
3		124.090	11.23	16.60	27.83	-15.67	43.50	100	24	QP
4		167.740	9.91	16.14	26.05	-17.45	43.50	200	225	QP
5		211.390	11.74	18.20	29.95	-13.55	43.50	200	206	QP
6		233.700	17.25	19.47	36.72	-9.28	46.00	200	263	QP

Note:

1. " *", means this data is the worst emission level.
2. C.F (Correction Factor) = Antenna Factor (dB/m) + Cable Loss (dB).
3. Measurement (dBuV/m) = Reading(dBuV) + C.F (Correction Factor).
4. The emission levels of other frequencies are very lower than the limit and not show in test report.
5. The amplitude of radiated emissions (frequency range from 9kHz to 30MHz) is that proximity to ambient noise, which also are attenuated more than 20dB below the permissible value. Therefore, the data is not presented in the report.

EUT	BE3600 Dual-Band Wi-Fi 7 Gaming Router	Date of Test	2025-04-10
Factor	DRH18-E	Temp. / Humidity	21°C /63%
Polarity	Horizontal	Site / Test Engineer	AC2 / Stanley
Test Mode	802.11b_TX_CH 1_ANT 0+1	Test Voltage	AC 120V/60Hz

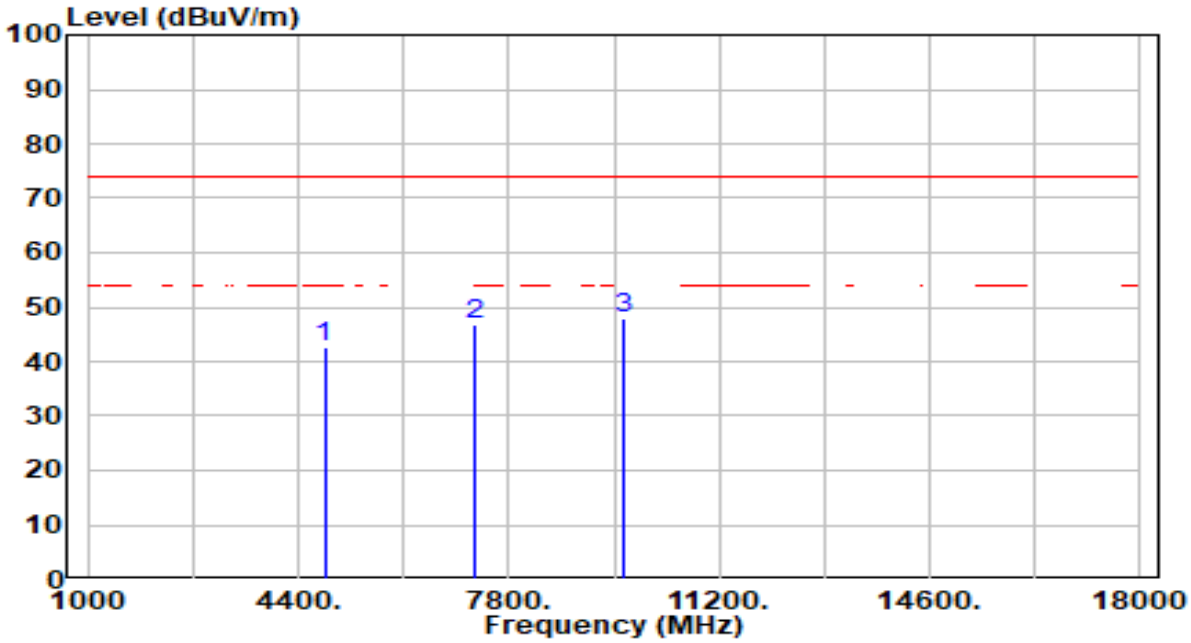

No		Frequency (MHz)	Reading (dBuV)	C.F (dB/m)	Measurement (dBuV/m)	Margin (dB)	Limit (dBuV/m)	Height (cm)	Angle (deg)	Remark (QP/PK/AV)
1		4824.000	41.43	1.10	42.53	-31.47	74.00	100	190	Peak
2		7236.000	39.63	7.22	46.84	-27.16	74.00	100	162	Peak
3	*	9648.000	41.29	6.82	48.11	-25.89	74.00	300	196	Peak

Note:

1. " *", means this data is the worst emission level.
2. C.F (Correction Factor) = Antenna Factor (dB/m) + Cable Loss (dB) – Preamplifier(dB).
3. Measurement (dBuV/m) = Reading(dBuV) + C.F (Correction Factor).
4. The emission levels of other frequencies are very lower than the limit and not show in test report.

EUT	BE3600 Dual-Band Wi-Fi 7 Gaming Router	Date of Test	2025-04-10
Factor	DRH18-E	Temp. / Humidity	21°C /63%
Polarity	Vertical	Site / Test Engineer	AC2 / Stanley
Test Mode	802.11b_TX_CH 1_ANT 0+1	Test Voltage	AC 120V/60Hz

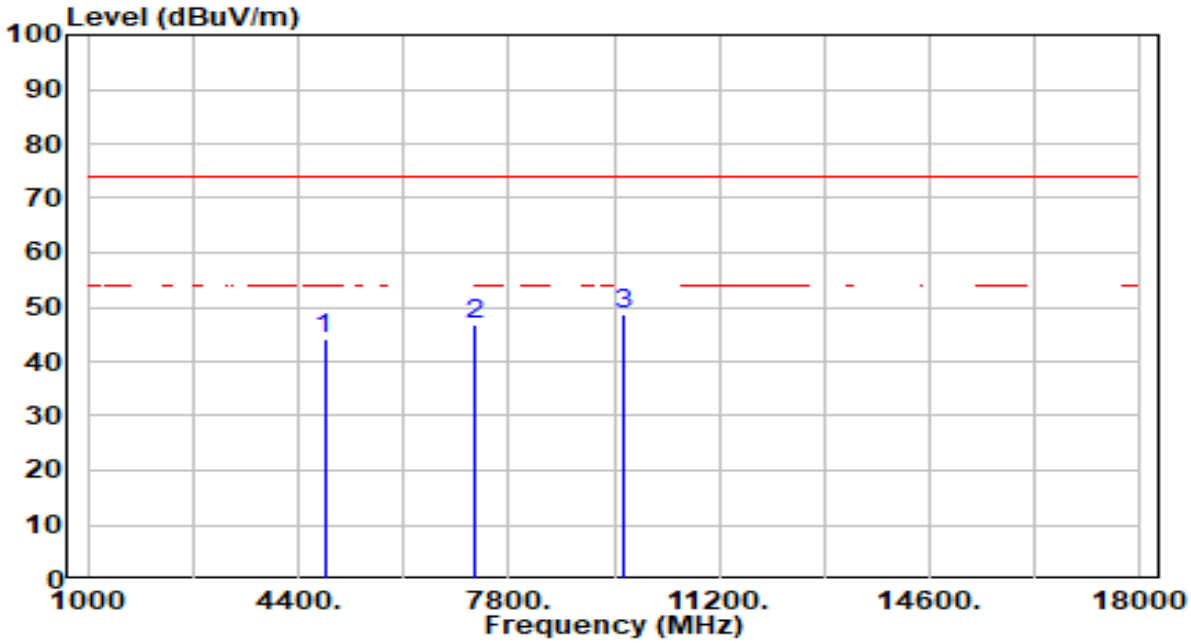

No		Frequency (MHz)	Reading (dBuV)	C.F (dB/m)	Measurement (dBuV/m)	Margin (dB)	Limit (dBuV/m)	Height (cm)	Angle (deg)	Remark (QP/PK/AV)
1		4824.000	42.92	1.10	44.02	-29.98	74.00	300	175	Peak
2		7236.000	39.65	7.22	46.87	-27.13	74.00	300	223	Peak
3	*	9648.000	41.76	6.82	48.57	-25.43	74.00	300	360	Peak

Note:

1. " *", means this data is the worst emission level.
2. C.F (Correction Factor) = Antenna Factor (dB/m) + Cable Loss (dB) – Preamplifier(dB).
3. Measurement (dBuV/m) = Reading(dBuV) + C.F (Correction Factor).
4. The emission levels of other frequencies are very lower than the limit and not show in test report.

EUT	BE3600 Dual-Band Wi-Fi 7 Gaming Router	Date of Test	2025-04-10
Factor	DRH18-E	Temp. / Humidity	21°C /63%
Polarity	Horizontal	Site / Test Engineer	AC2 / Stanley
Test Mode	802.11b_TX_CH 6_ANT 0+1	Test Voltage	AC 120V/60Hz

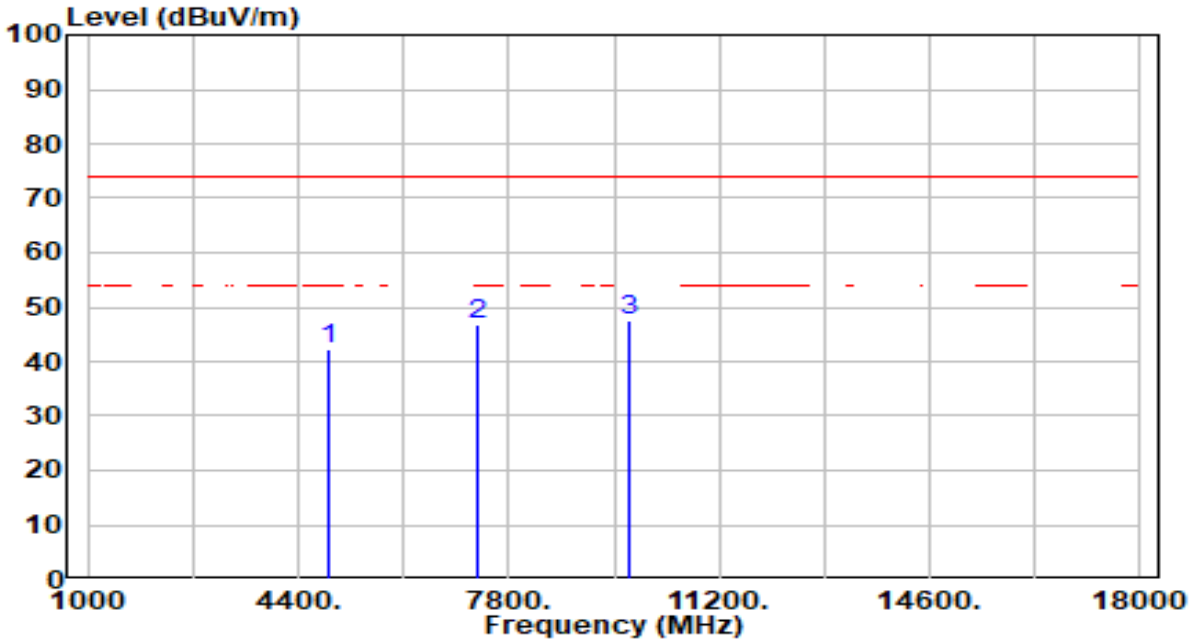

No		Frequency (MHz)	Reading (dBuV)	C.F (dB/m)	Measurement (dBuV/m)	Margin (dB)	Limit (dBuV/m)	Height (cm)	Angle (deg)	Remark (QP/PK/AV)
1		4874.000	41.20	1.21	42.41	-31.59	74.00	300	45	Peak
2		7311.000	39.57	7.25	46.82	-27.18	74.00	300	325	Peak
3	*	9748.000	40.80	6.85	47.66	-26.34	74.00	300	302	Peak

Note:

1. " *", means this data is the worst emission level.
2. C.F (Correction Factor) = Antenna Factor (dB/m) + Cable Loss (dB) – Preamplifier(dB).
3. Measurement (dBuV/m) = Reading(dBuV) + C.F (Correction Factor).
4. The emission levels of other frequencies are very lower than the limit and not show in test report.

EUT	BE3600 Dual-Band Wi-Fi 7 Gaming Router	Date of Test	2025-04-10
Factor	DRH18-E	Temp. / Humidity	21°C /63%
Polarity	Vertical	Site / Test Engineer	AC2 / Stanley
Test Mode	802.11b_TX_CH 6_ANT 0+1	Test Voltage	AC 120V/60Hz

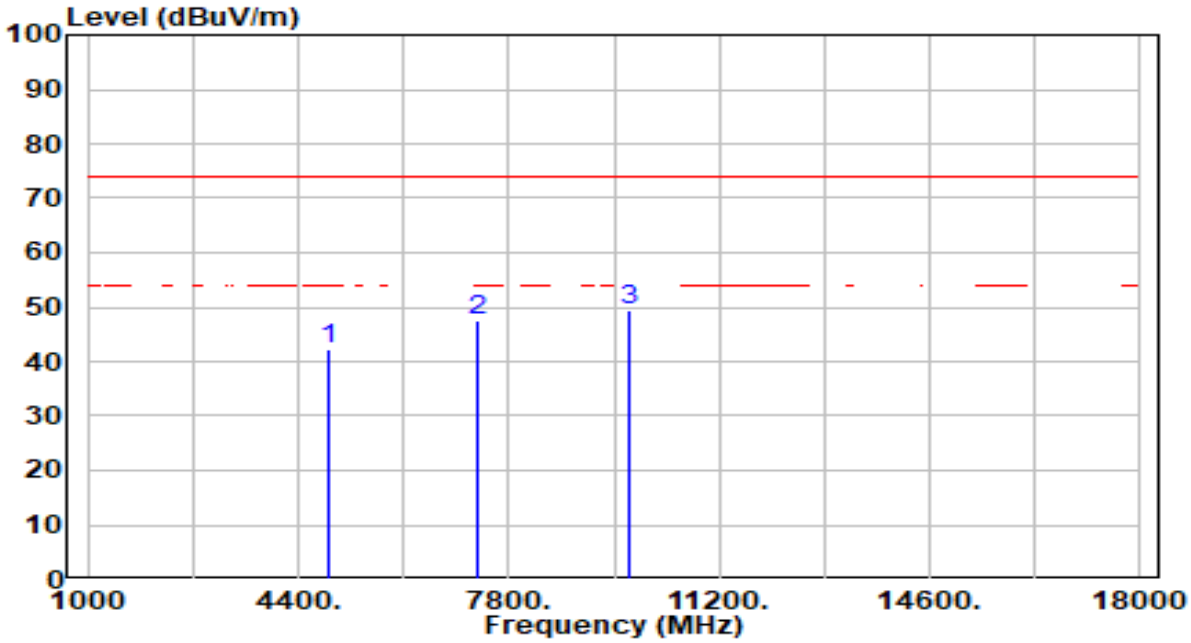

No		Frequency (MHz)	Reading (dBuV)	C.F (dB/m)	Measurement (dBuV/m)	Margin (dB)	Limit (dBuV/m)	Height (cm)	Angle (deg)	Remark (QP/PK/AV)
1		4874.000	40.89	1.21	42.11	-31.89	74.00	300	360	Peak
2		7311.000	40.41	7.25	47.66	-26.34	74.00	300	37	Peak
3	*	9748.000	42.43	6.85	49.28	-24.72	74.00	300	250	Peak

Note:

1. " *", means this data is the worst emission level.
2. C.F (Correction Factor) = Antenna Factor (dB/m) + Cable Loss (dB) – Preamplifier(dB).
3. Measurement (dBuV/m) = Reading(dBuV) + C.F (Correction Factor).
4. The emission levels of other frequencies are very lower than the limit and not show in test report.

EUT	BE3600 Dual-Band Wi-Fi 7 Gaming Router	Date of Test	2025-04-10
Factor	DRH18-E	Temp. / Humidity	21°C /63%
Polarity	Horizontal	Site / Test Engineer	AC2 / Stanley
Test Mode	802.11b_TX_CH 11_ANT 0+1	Test Voltage	AC 120V/60Hz

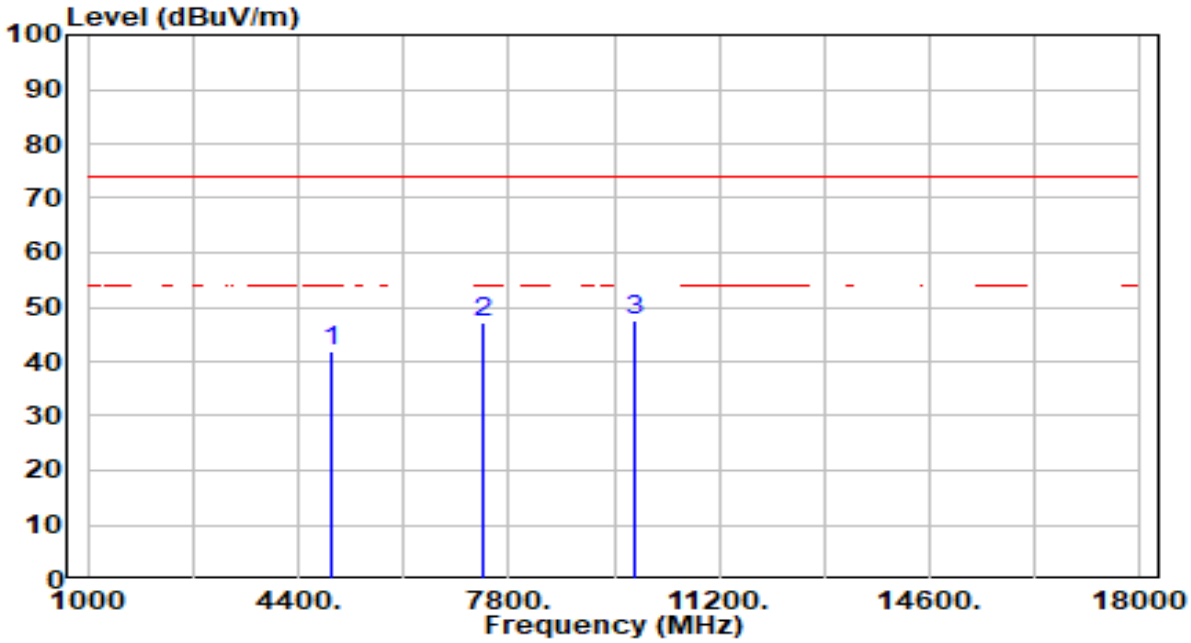

No		Frequency (MHz)	Reading (dBuV)	C.F (dB/m)	Measurement (dBuV/m)	Margin (dB)	Limit (dBuV/m)	Height (cm)	Angle (deg)	Remark (QP/PK/AV)
1		4924.000	40.48	1.35	41.83	-32.17	74.00	300	73	Peak
2		7386.000	40.01	7.25	47.25	-26.75	74.00	300	190	Peak
3	*	9848.000	40.74	6.93	47.67	-26.33	74.00	300	225	Peak

Note:

1. " *", means this data is the worst emission level.
2. C.F (Correction Factor) = Antenna Factor (dB/m) + Cable Loss (dB) – Preamplifier(dB).
3. Measurement (dBuV/m) = Reading(dBuV) + C.F (Correction Factor).
4. The emission levels of other frequencies are very lower than the limit and not show in test report.

EUT	BE3600 Dual-Band Wi-Fi 7 Gaming Router	Date of Test	2025-04-10
Factor	DRH18-E	Temp. / Humidity	21°C /63%
Polarity	Vertical	Site / Test Engineer	AC2 / Stanley
Test Mode	802.11b_TX_CH 11_ANT 0+1	Test Voltage	AC 120V/60Hz

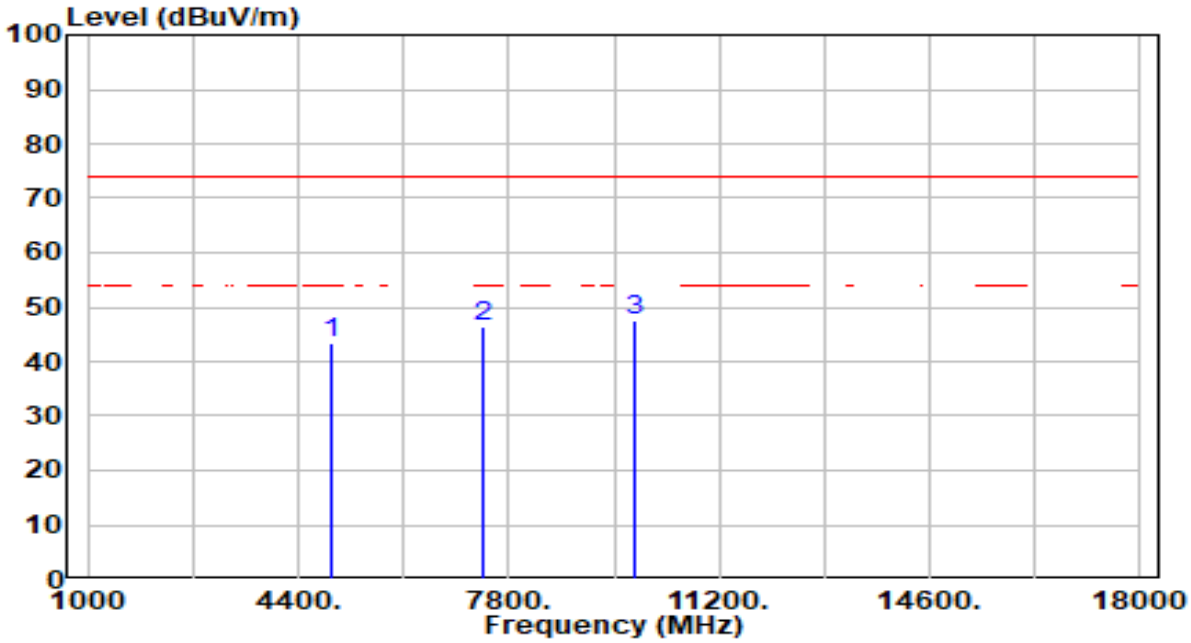

No		Frequency (MHz)	Reading (dBuV)	C.F (dB/m)	Measurement (dBuV/m)	Margin (dB)	Limit (dBuV/m)	Height (cm)	Angle (deg)	Remark (QP/PK/AV)
1		4924.000	41.90	1.35	43.25	-30.75	74.00	300	158	Peak
2		7386.000	39.34	7.25	46.59	-27.41	74.00	300	106	Peak
3	*	9848.000	40.54	6.93	47.48	-26.52	74.00	300	208	Peak

Note:

1. " *", means this data is the worst emission level.
2. C.F (Correction Factor) = Antenna Factor (dB/m) + Cable Loss (dB) – Preamplifier(dB).
3. Measurement (dBuV/m) = Reading(dBuV) + C.F (Correction Factor).
4. The emission levels of other frequencies are very lower than the limit and not show in test report.

EUT	BE3600 Dual-Band Wi-Fi 7 Gaming Router	Date of Test	2025-04-10
Factor	DRH18-E	Temp. / Humidity	21°C /63%
Polarity	Horizontal	Site / Test Engineer	AC2 / Stanley
Test Mode	802.11g_TX_CH 1_ANT 0+1	Test Voltage	AC 120V/60Hz

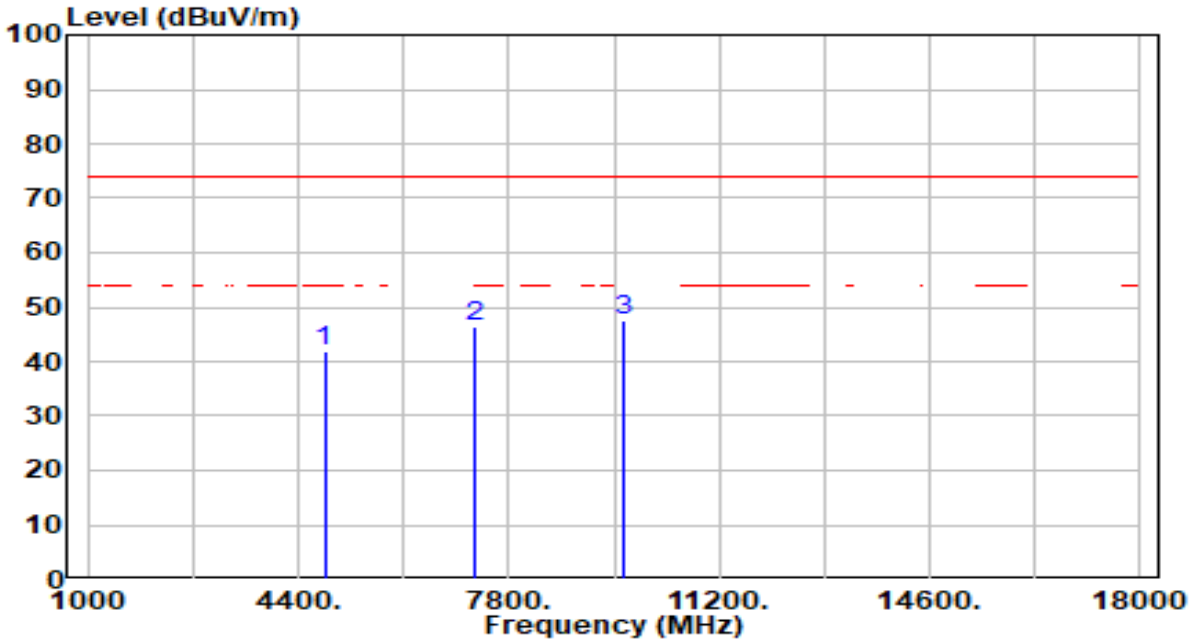

No		Frequency (MHz)	Reading (dBuV)	C.F (dB/m)	Measurement (dBuV/m)	Margin (dB)	Limit (dBuV/m)	Height (cm)	Angle (deg)	Remark (QP/PK/AV)
1		4824.000	40.66	1.10	41.77	-32.23	74.00	300	205	Peak
2		7236.000	39.36	7.22	46.57	-27.43	74.00	300	348	Peak
3	*	9648.000	40.58	6.82	47.39	-26.61	74.00	300	167	Peak

Note:

1. " *", means this data is the worst emission level.
2. C.F (Correction Factor) = Antenna Factor (dB/m) + Cable Loss (dB) – Preamplifier(dB).
3. Measurement (dBuV/m) = Reading(dBuV) + C.F (Correction Factor).
4. The emission levels of other frequencies are very lower than the limit and not show in test report.

EUT	BE3600 Dual-Band Wi-Fi 7 Gaming Router	Date of Test	2025-04-10
Factor	DRH18-E	Temp. / Humidity	21°C /63%
Polarity	Vertical	Site / Test Engineer	AC2 / Stanley
Test Mode	802.11g_TX_CH 1_ANT 0+1	Test Voltage	AC 120V/60Hz

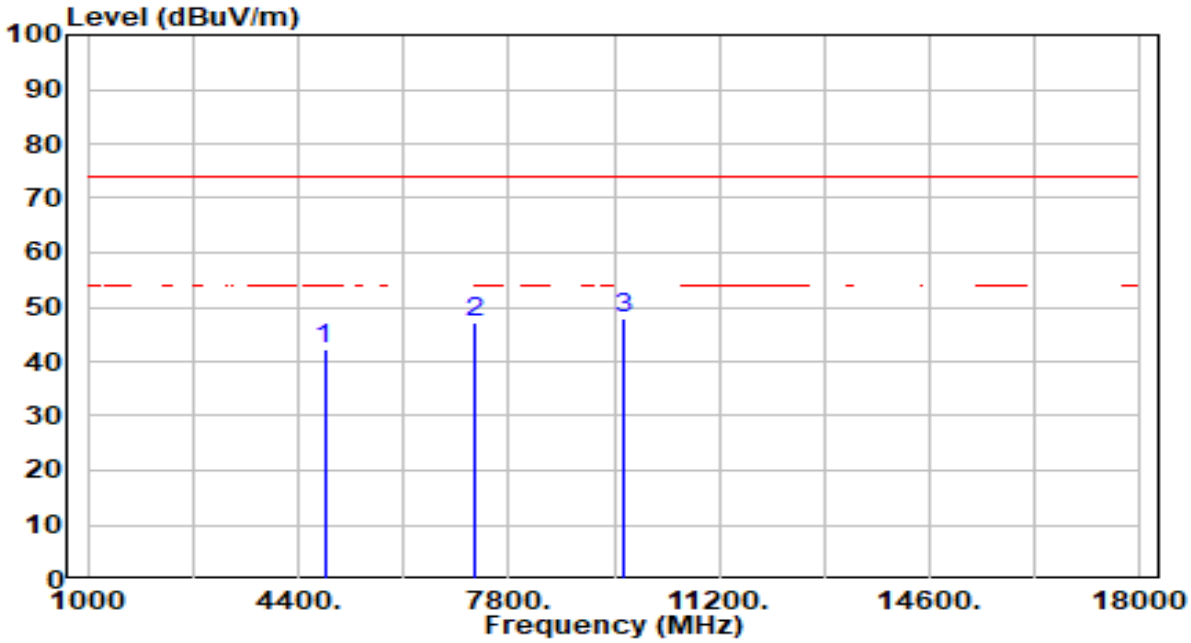

No		Frequency (MHz)	Reading (dBuV)	C.F (dB/m)	Measurement (dBuV/m)	Margin (dB)	Limit (dBuV/m)	Height (cm)	Angle (deg)	Remark (QP/PK/AV)
1		4824.000	41.23	1.10	42.33	-31.67	74.00	300	168	Peak
2		7236.000	40.02	7.22	47.24	-26.76	74.00	300	124	Peak
3	*	9648.000	41.02	6.82	47.83	-26.17	74.00	300	275	Peak

Note:

1. " *", means this data is the worst emission level.
2. C.F (Correction Factor) = Antenna Factor (dB/m) + Cable Loss (dB) – Preamplifier(dB).
3. Measurement (dBuV/m) = Reading(dBuV) + C.F (Correction Factor).
4. The emission levels of other frequencies are very lower than the limit and not show in test report.

EUT	BE3600 Dual-Band Wi-Fi 7 Gaming Router	Date of Test	2025-04-10
Factor	DRH18-E	Temp. / Humidity	21°C /63%
Polarity	Horizontal	Site / Test Engineer	AC2 / Stanley
Test Mode	802.11g_TX_CH 6_ANT 0+1	Test Voltage	AC 120V/60Hz

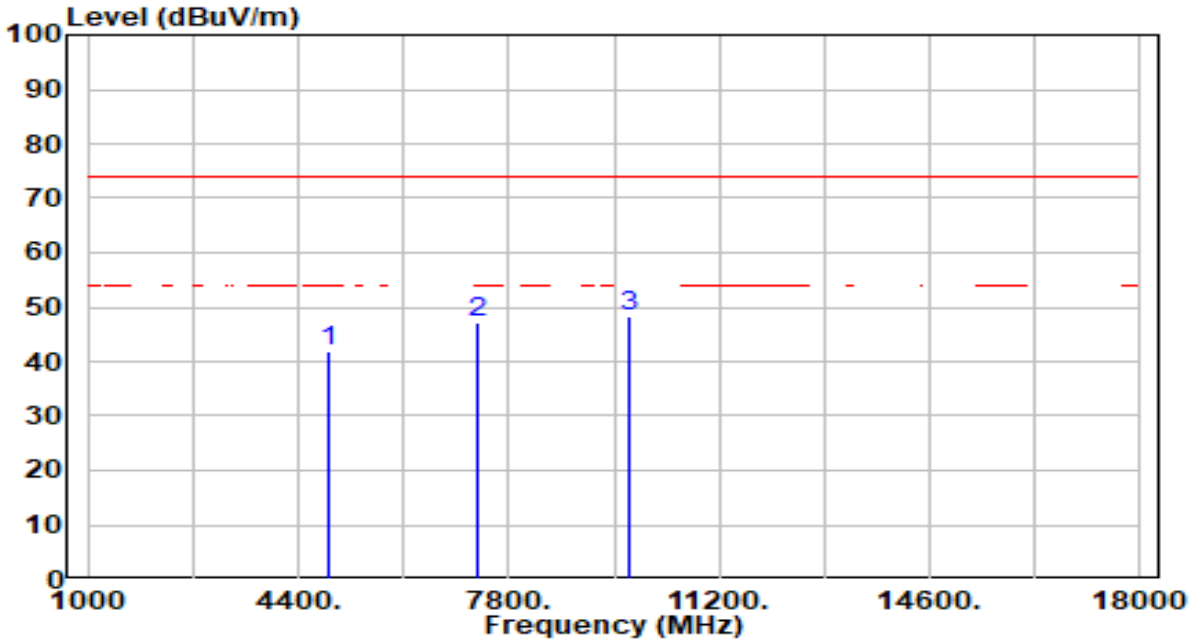

No		Frequency (MHz)	Reading (dBuV)	C.F (dB/m)	Measurement (dBuV/m)	Margin (dB)	Limit (dBuV/m)	Height (cm)	Angle (deg)	Remark (QP/PK/AV)
1		4874.000	40.50	1.21	41.71	-32.29	74.00	300	0	Peak
2		7311.000	39.91	7.25	47.16	-26.84	74.00	300	299	Peak
3	*	9748.000	41.27	6.85	48.12	-25.88	74.00	300	334	Peak

Note:

1. " *", means this data is the worst emission level.
2. C.F (Correction Factor) = Antenna Factor (dB/m) + Cable Loss (dB) – Preamplifier(dB).
3. Measurement (dBuV/m) = Reading(dBuV) + C.F (Correction Factor).
4. The emission levels of other frequencies are very lower than the limit and not show in test report.

EUT	BE3600 Dual-Band Wi-Fi 7 Gaming Router	Date of Test	2025-04-10
Factor	DRH18-E	Temp. / Humidity	21°C /63%
Polarity	Vertical	Site / Test Engineer	AC2 / Stanley
Test Mode	802.11g_TX_CH 6_ANT 0+1	Test Voltage	AC 120V/60Hz

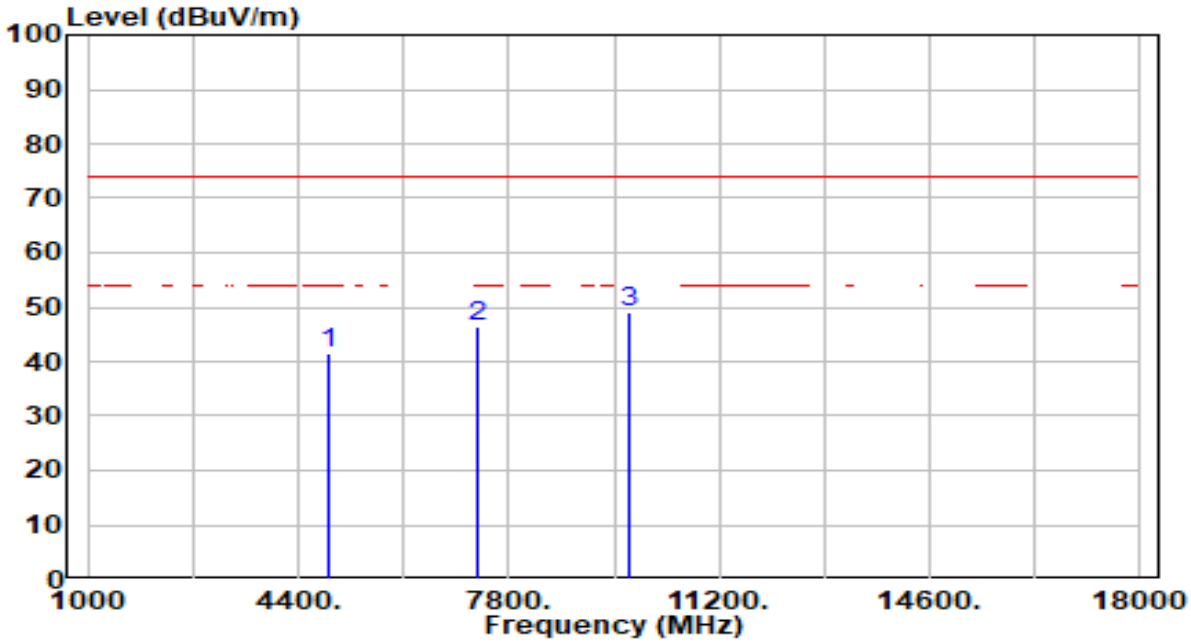

No		Frequency (MHz)	Reading (dBuV)	C.F (dB/m)	Measurement (dBuV/m)	Margin (dB)	Limit (dBuV/m)	Height (cm)	Angle (deg)	Remark (QP/PK/AV)
1		4874.000	40.24	1.21	41.46	-32.54	74.00	300	90	Peak
2		7311.000	39.25	7.25	46.49	-27.51	74.00	300	252	Peak
3	*	9748.000	42.25	6.85	49.11	-24.89	74.00	300	67	Peak

Note:

1. " *", means this data is the worst emission level.
2. C.F (Correction Factor) = Antenna Factor (dB/m) + Cable Loss (dB) – Preamplifier(dB).
3. Measurement (dBuV/m) = Reading(dBuV) + C.F (Correction Factor).
4. The emission levels of other frequencies are very lower than the limit and not show in test report.

EUT	BE3600 Dual-Band Wi-Fi 7 Gaming Router	Date of Test	2025-04-10
Factor	DRH18-E	Temp. / Humidity	21°C /63%
Polarity	Horizontal	Site / Test Engineer	AC2 / Stanley
Test Mode	802.11g_TX_CH 11_ANT 0+1	Test Voltage	AC 120V/60Hz

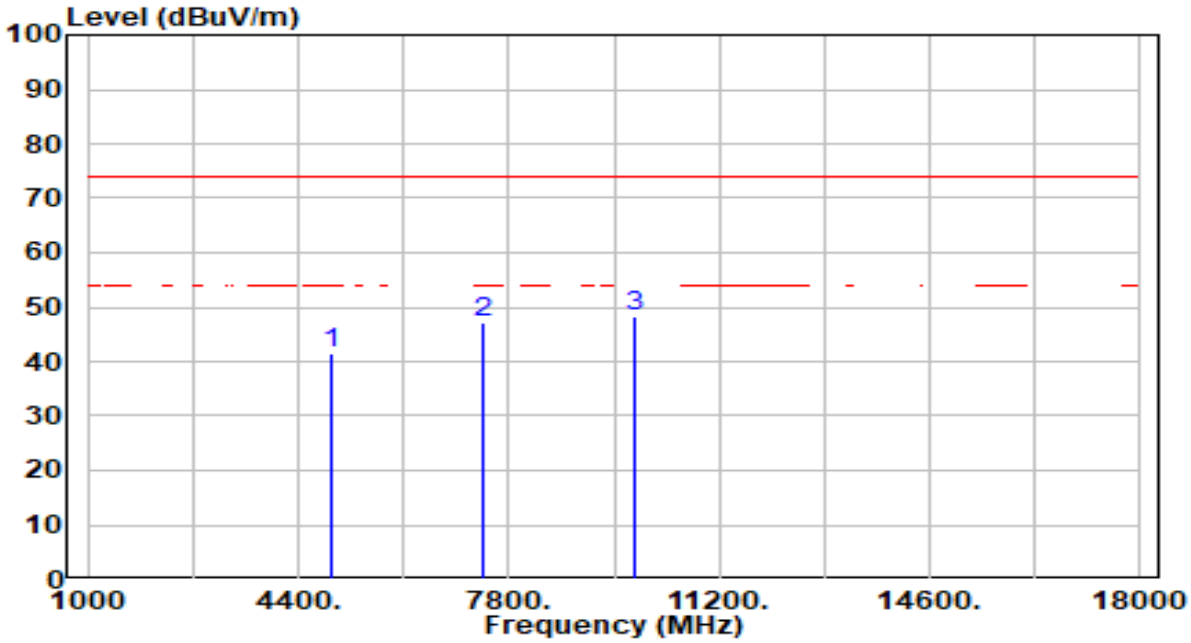

No		Frequency (MHz)	Reading (dBuV)	C.F (dB/m)	Measurement (dBuV/m)	Margin (dB)	Limit (dBuV/m)	Height (cm)	Angle (deg)	Remark (QP/PK/AV)
1		4924.000	40.21	1.35	41.56	-32.44	74.00	300	14	Peak
2		7386.000	39.84	7.25	47.09	-26.91	74.00	300	113	Peak
3	*	9848.000	41.52	6.93	48.46	-25.54	74.00	300	119	Peak

Note:

1. " *", means this data is the worst emission level.
2. C.F (Correction Factor) = Antenna Factor (dB/m) + Cable Loss (dB) – Preamplifier(dB).
3. Measurement (dBuV/m) = Reading(dBuV) + C.F (Correction Factor).
4. The emission levels of other frequencies are very lower than the limit and not show in test report.

EUT	BE3600 Dual-Band Wi-Fi 7 Gaming Router	Date of Test	2025-04-10
Factor	DRH18-E	Temp. / Humidity	21°C /63%
Polarity	Vertical	Site / Test Engineer	AC2 / Stanley
Test Mode	802.11g_TX_CH 11_ANT 0+1	Test Voltage	AC 120V/60Hz

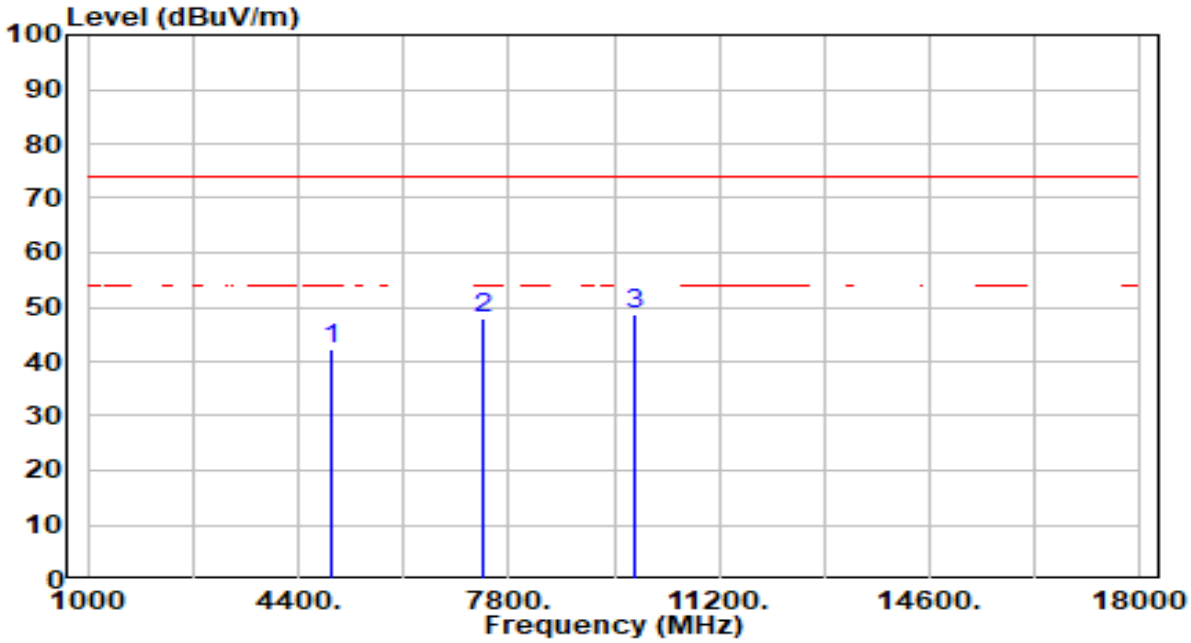

No		Frequency (MHz)	Reading (dBuV)	C.F (dB/m)	Measurement (dBuV/m)	Margin (dB)	Limit (dBuV/m)	Height (cm)	Angle (deg)	Remark (QP/PK/AV)
1		4924.000	41.01	1.35	42.36	-31.64	74.00	300	221	Peak
2		7386.000	40.85	7.25	48.09	-25.91	74.00	300	273	Peak
3	*	9848.000	41.86	6.93	48.80	-25.20	74.00	300	130	Peak

Note:

1. " *", means this data is the worst emission level.
2. C.F (Correction Factor) = Antenna Factor (dB/m) + Cable Loss (dB) – Preamplifier(dB).
3. Measurement (dBuV/m) = Reading(dBuV) + C.F (Correction Factor).
4. The emission levels of other frequencies are very lower than the limit and not show in test report.

EUT	BE3600 Dual-Band Wi-Fi 7 Gaming Router	Date of Test	2025-04-10
Factor	DRH18-E	Temp. / Humidity	21°C /63%
Polarity	Horizontal	Site / Test Engineer	AC2 / Stanley
Test Mode	802.11n-20MHz_TX_CH 1_ANT 0+1	Test Voltage	AC 120V/60Hz

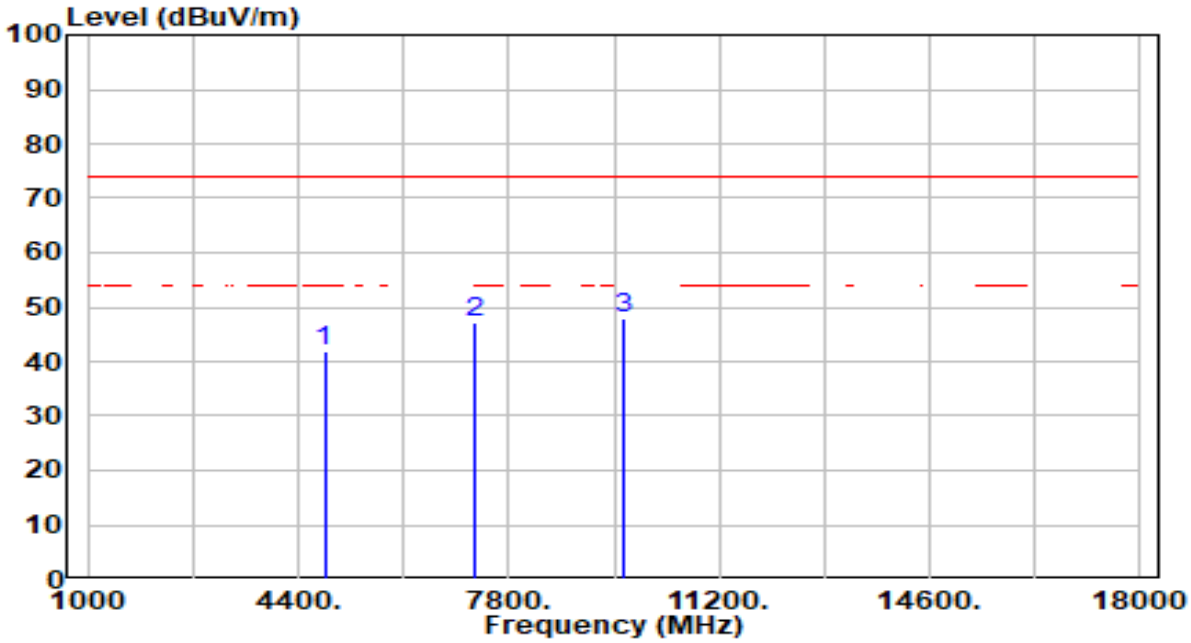

No		Frequency (MHz)	Reading (dBuV)	C.F (dB/m)	Measurement (dBuV/m)	Margin (dB)	Limit (dBuV/m)	Height (cm)	Angle (deg)	Remark (QP/PK/AV)
1		4824.000	40.77	1.10	41.87	-32.13	74.00	300	49	Peak
2		7236.000	39.81	7.22	47.03	-26.97	74.00	300	128	Peak
3	*	9648.000	40.99	6.82	47.80	-26.20	74.00	300	137	Peak

Note:

1. " *", means this data is the worst emission level.
2. C.F (Correction Factor) = Antenna Factor (dB/m) + Cable Loss (dB) – Preamplifier(dB).
3. Measurement (dBuV/m) = Reading(dBuV) + C.F (Correction Factor).
4. The emission levels of other frequencies are very lower than the limit and not show in test report.

EUT	BE3600 Dual-Band Wi-Fi 7 Gaming Router	Date of Test	2025-04-10
Factor	DRH18-E	Temp. / Humidity	21°C /63%
Polarity	Vertical	Site / Test Engineer	AC2 / Stanley
Test Mode	802.11n-20MHz_TX_CH 1_ANT 0+1	Test Voltage	AC 120V/60Hz

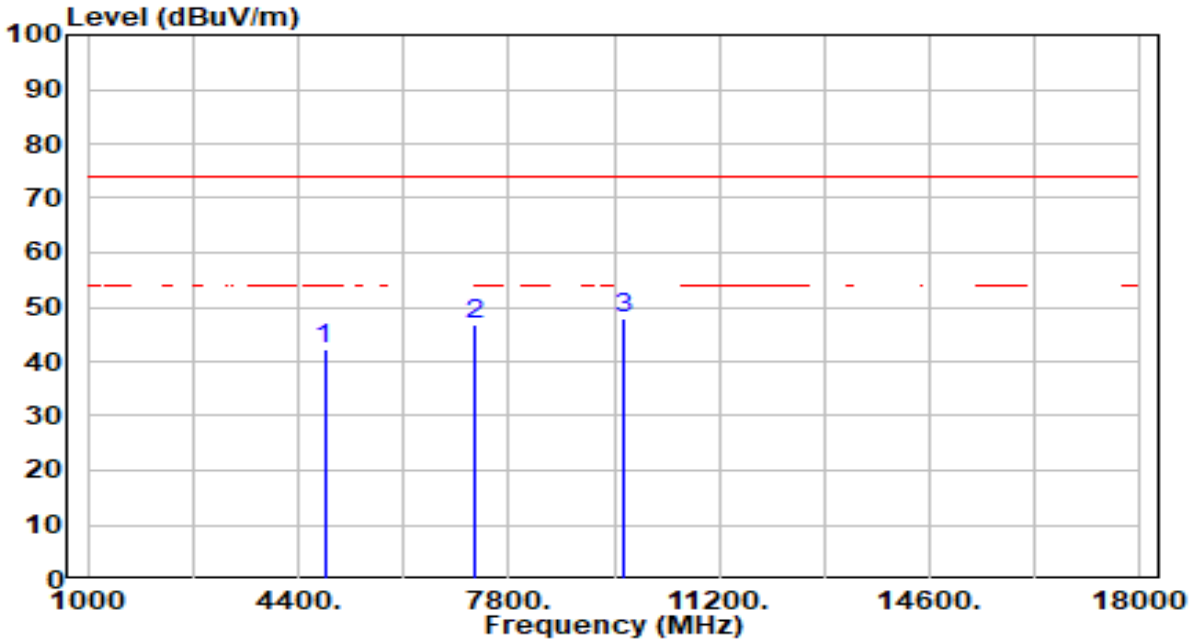

No		Frequency (MHz)	Reading (dBuV)	C.F (dB/m)	Measurement (dBuV/m)	Margin (dB)	Limit (dBuV/m)	Height (cm)	Angle (deg)	Remark (QP/PK/AV)
1		4824.000	41.12	1.10	42.22	-31.78	74.00	300	360	Peak
2		7236.000	39.60	7.22	46.81	-27.19	74.00	300	243	Peak
3	*	9648.000	40.96	6.82	47.77	-26.23	74.00	300	214	Peak

Note:

1. " *", means this data is the worst emission level.
2. C.F (Correction Factor) = Antenna Factor (dB/m) + Cable Loss (dB) – Preamplifier(dB).
3. Measurement (dBuV/m) = Reading(dBuV) + C.F (Correction Factor).
4. The emission levels of other frequencies are very lower than the limit and not show in test report.

EUT	BE3600 Dual-Band Wi-Fi 7 Gaming Router	Date of Test	2025-04-10
Factor	DRH18-E	Temp. / Humidity	21°C /63%
Polarity	Horizontal	Site / Test Engineer	AC2 / Stanley
Test Mode	802.11n-20MHz_TX_CH 6_ANT 0+1	Test Voltage	AC 120V/60Hz

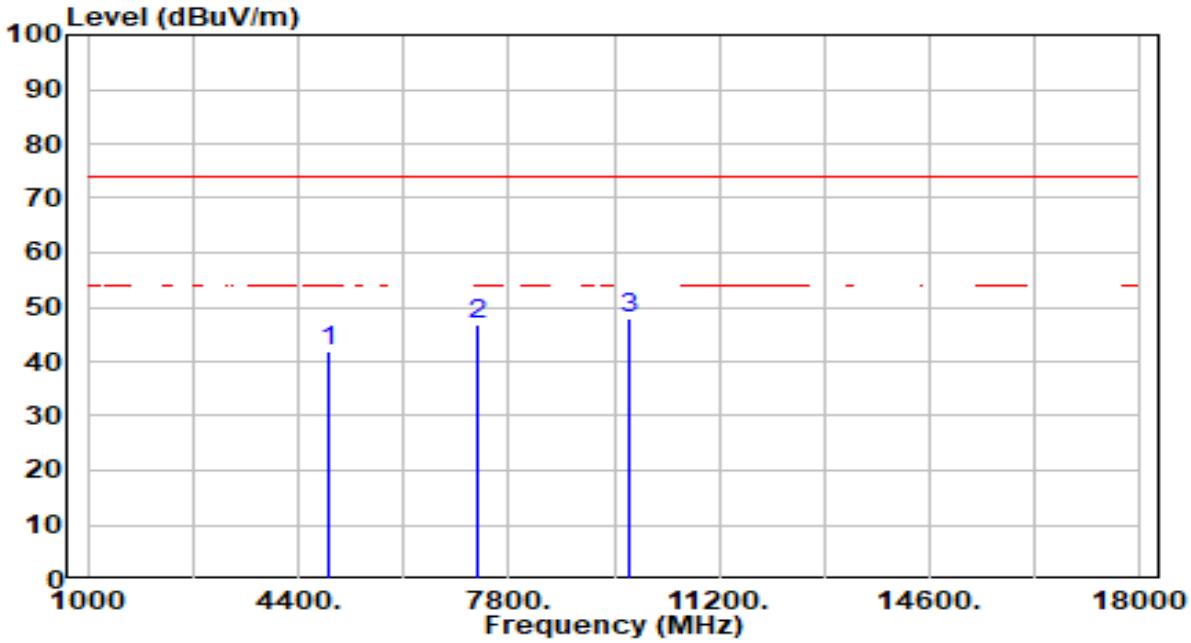

No		Frequency (MHz)	Reading (dBuV)	C.F (dB/m)	Measurement (dBuV/m)	Margin (dB)	Limit (dBuV/m)	Height (cm)	Angle (deg)	Remark (QP/PK/AV)
1		4874.000	40.81	1.21	42.02	-31.98	74.00	300	128	Peak
2		7311.000	39.51	7.25	46.75	-27.25	74.00	300	128	Peak
3	*	9748.000	41.23	6.85	48.09	-25.91	74.00	300	289	Peak

Note:

1. " *", means this data is the worst emission level.
2. C.F (Correction Factor) = Antenna Factor (dB/m) + Cable Loss (dB) – Preamplifier(dB).
3. Measurement (dBuV/m) = Reading(dBuV) + C.F (Correction Factor).
4. The emission levels of other frequencies are very lower than the limit and not show in test report.

EUT	BE3600 Dual-Band Wi-Fi 7 Gaming Router	Date of Test	2025-04-10
Factor	DRH18-E	Temp. / Humidity	21°C /63%
Polarity	Vertical	Site / Test Engineer	AC2 / Stanley
Test Mode	802.11n-20MHz_TX_CH 6_ANT 0+1	Test Voltage	AC 120V/60Hz

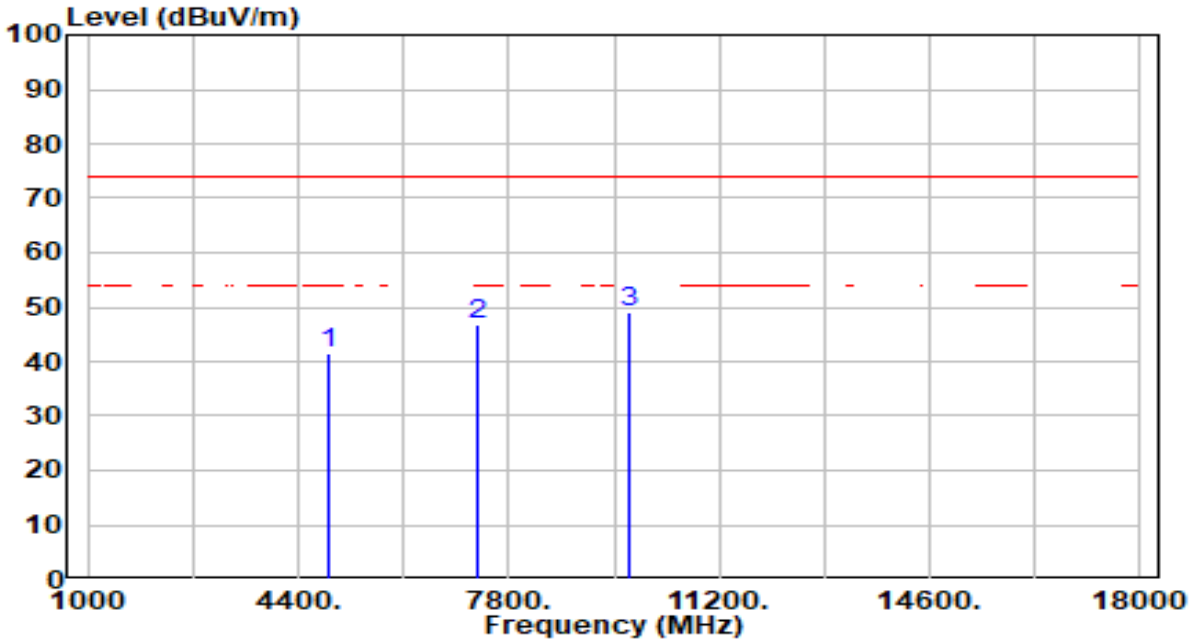

No		Frequency (MHz)	Reading (dBuV)	C.F (dB/m)	Measurement (dBuV/m)	Margin (dB)	Limit (dBuV/m)	Height (cm)	Angle (deg)	Remark (QP/PK/AV)
1		4874.000	40.42	1.21	41.63	-32.37	74.00	300	352	Peak
2		7311.000	39.41	7.25	46.65	-27.35	74.00	300	168	Peak
3	*	9748.000	42.37	6.85	49.22	-24.78	74.00	300	77	Peak

Note:

1. " *", means this data is the worst emission level.
2. C.F (Correction Factor) = Antenna Factor (dB/m) + Cable Loss (dB) – Preamplifier(dB).
3. Measurement (dBuV/m) = Reading(dBuV) + C.F (Correction Factor).
4. The emission levels of other frequencies are very lower than the limit and not show in test report.

EUT	BE3600 Dual-Band Wi-Fi 7 Gaming Router	Date of Test	2025-04-10
Factor	DRH18-E	Temp. / Humidity	21°C /63%
Polarity	Horizontal	Site / Test Engineer	AC2 / Stanley
Test Mode	802.11n-20MHz_TX_CH 11_ANT 0+1	Test Voltage	AC 120V/60Hz

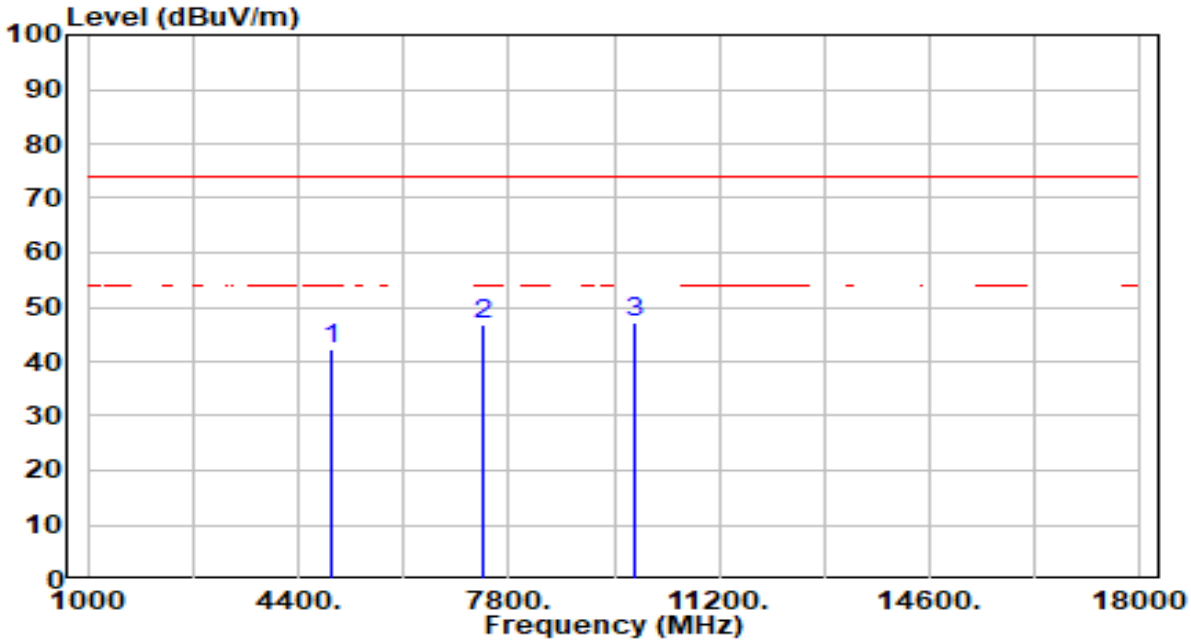

No		Frequency (MHz)	Reading (dBuV)	C.F (dB/m)	Measurement (dBuV/m)	Margin (dB)	Limit (dBuV/m)	Height (cm)	Angle (deg)	Remark (QP/PK/AV)
1		4924.000	40.73	1.35	42.08	-31.92	74.00	300	304	Peak
2		7386.000	39.46	7.25	46.70	-27.30	74.00	300	236	Peak
3	*	9848.000	40.38	6.93	47.31	-26.69	74.00	300	96	Peak

Note:

1. " *", means this data is the worst emission level.
2. C.F (Correction Factor) = Antenna Factor (dB/m) + Cable Loss (dB) – Preamplifier(dB).
3. Measurement (dBuV/m) = Reading(dBuV) + C.F (Correction Factor).
4. The emission levels of other frequencies are very lower than the limit and not show in test report.

EUT	BE3600 Dual-Band Wi-Fi 7 Gaming Router	Date of Test	2025-04-10
Factor	DRH18-E	Temp. / Humidity	21°C /63%
Polarity	Vertical	Site / Test Engineer	AC2 / Stanley
Test Mode	802.11n-20MHz_TX_CH 11_ANT 0+1	Test Voltage	AC 120V/60Hz

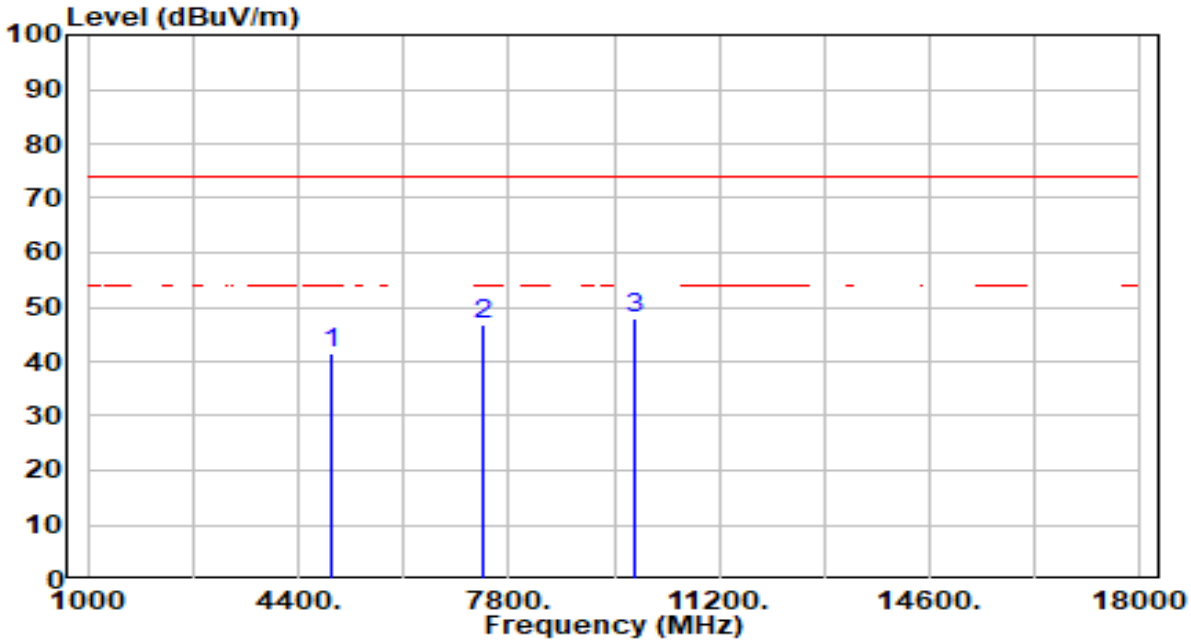

No		Frequency (MHz)	Reading (dBuV)	C.F (dB/m)	Measurement (dBuV/m)	Margin (dB)	Limit (dBuV/m)	Height (cm)	Angle (deg)	Remark (QP/PK/AV)
1		4924.000	40.12	1.35	41.48	-32.52	74.00	300	2	Peak
2		7386.000	39.37	7.25	46.62	-27.38	74.00	300	0	Peak
3	*	9848.000	40.97	6.93	47.91	-26.09	74.00	300	0	Peak

Note:

1. " *", means this data is the worst emission level.
2. C.F (Correction Factor) = Antenna Factor (dB/m) + Cable Loss (dB) – Preamplifier(dB).
3. Measurement (dBuV/m) = Reading(dBuV) + C.F (Correction Factor).
4. The emission levels of other frequencies are very lower than the limit and not show in test report.

EUT	BE3600 Dual-Band Wi-Fi 7 Gaming Router	Date of Test	2025-04-11
Factor	DRH18-E	Temp. / Humidity	21°C /63%
Polarity	Horizontal	Site / Test Engineer	AC2 / Stanley
Test Mode	802.11n-40MHz_TX_CH 3_ANT 0+1	Test Voltage	AC 120V/60Hz

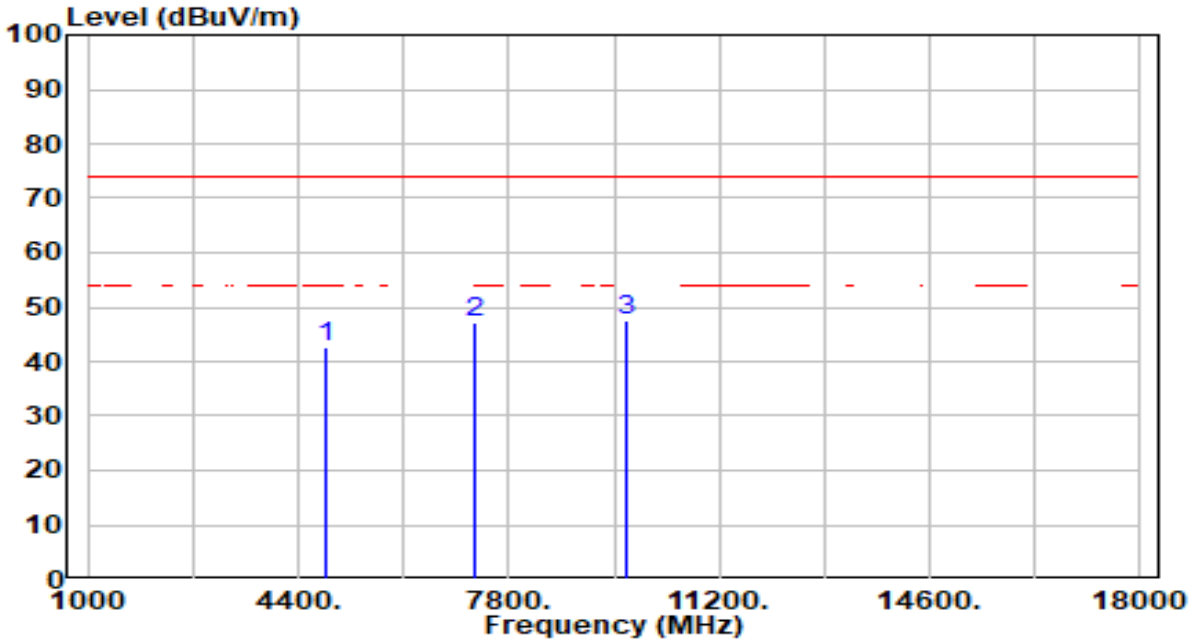

No		Frequency (MHz)	Reading (dBuV)	C.F (dB/m)	Measurement (dBuV/m)	Margin (dB)	Limit (dBuV/m)	Height (cm)	Angle (deg)	Remark (QP/PK/AV)
1		4844.000	41.52	1.15	42.67	-31.33	74.00	300	0	Peak
2		7266.000	39.84	7.23	47.07	-26.93	74.00	300	291	Peak
3	*	9688.000	40.83	6.80	47.64	-26.36	74.00	300	157	Peak

Note:

1. " *", means this data is the worst emission level.
2. C.F (Correction Factor) = Antenna Factor (dB/m) + Cable Loss (dB) – Preamplifier(dB).
3. Measurement (dBuV/m) = Reading(dBuV) + C.F (Correction Factor).
4. The emission levels of other frequencies are very lower than the limit and not show in test report.

EUT	BE3600 Dual-Band Wi-Fi 7 Gaming Router	Date of Test	2025-04-11
Factor	DRH18-E	Temp. / Humidity	21°C /63%
Polarity	Vertical	Site / Test Engineer	AC2 / Stanley
Test Mode	802.11n-40MHz_TX_CH 3_ANT 0+1	Test Voltage	AC 120V/60Hz

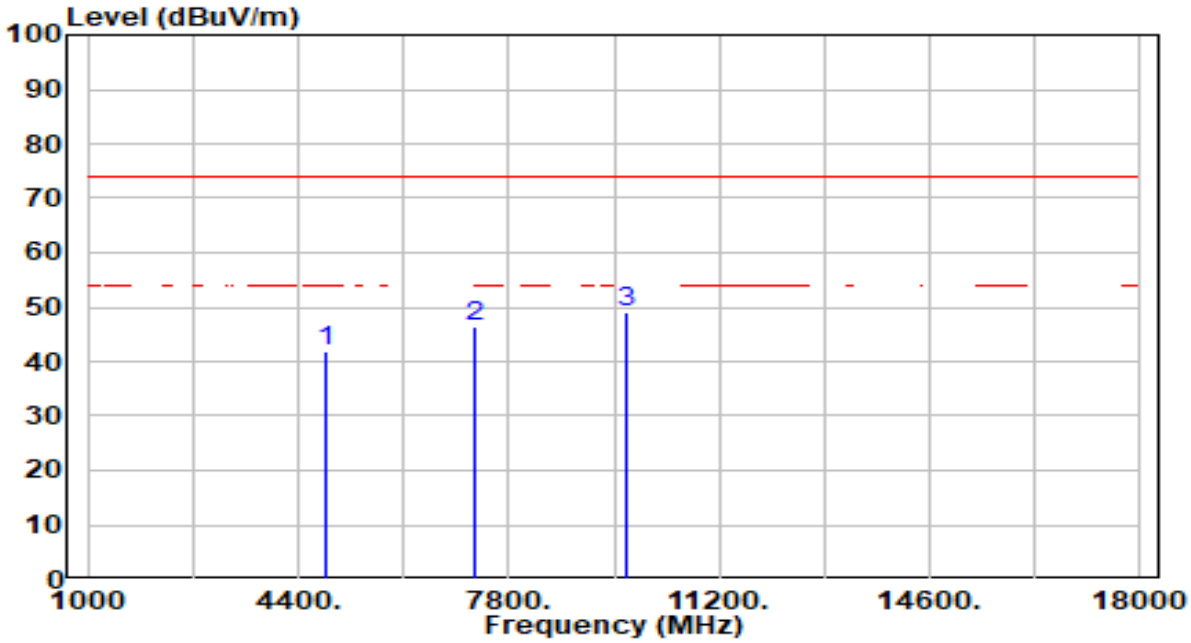

No		Frequency (MHz)	Reading (dBuV)	C.F (dB/m)	Measurement (dBuV/m)	Margin (dB)	Limit (dBuV/m)	Height (cm)	Angle (deg)	Remark (QP/PK/AV)
1		4844.000	40.61	1.15	41.75	-32.25	74.00	300	165	Peak
2		7266.000	39.32	7.23	46.55	-27.45	74.00	300	180	Peak
3	*	9688.000	42.32	6.80	49.12	-24.88	74.00	300	165	Peak

Note:

1. " *", means this data is the worst emission level.
2. C.F (Correction Factor) = Antenna Factor (dB/m) + Cable Loss (dB) – Preamplifier(dB).
3. Measurement (dBuV/m) = Reading(dBuV) + C.F (Correction Factor).
4. The emission levels of other frequencies are very lower than the limit and not show in test report.

EUT	BE3600 Dual-Band Wi-Fi 7 Gaming Router	Date of Test	2025-04-11
Factor	DRH18-E	Temp. / Humidity	21°C /63%
Polarity	Horizontal	Site / Test Engineer	AC2 / Stanley
Test Mode	802.11n-40MHz_TX_CH 6_ANT 0+1	Test Voltage	AC 120V/60Hz

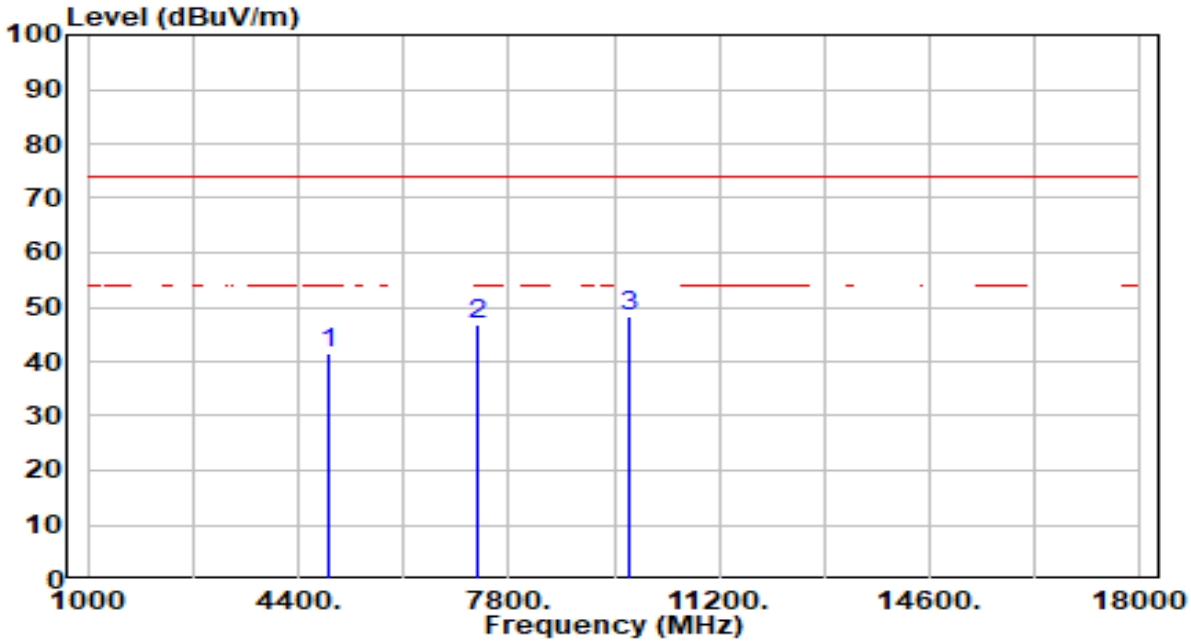

No		Frequency (MHz)	Reading (dBuV)	C.F (dB/m)	Measurement (dBuV/m)	Margin (dB)	Limit (dBuV/m)	Height (cm)	Angle (deg)	Remark (QP/PK/AV)
1		4874.000	40.19	1.21	41.40	-32.60	74.00	300	345	Peak
2		7311.000	39.59	7.25	46.83	-27.17	74.00	300	108	Peak
3	*	9748.000	41.47	6.85	48.32	-25.68	74.00	300	102	Peak

Note:

1. " *", means this data is the worst emission level.
2. C.F (Correction Factor) = Antenna Factor (dB/m) + Cable Loss (dB) – Preamplifier(dB).
3. Measurement (dBuV/m) = Reading(dBuV) + C.F (Correction Factor).
4. The emission levels of other frequencies are very lower than the limit and not show in test report.

EUT	BE3600 Dual-Band Wi-Fi 7 Gaming Router	Date of Test	2025-04-11
Factor	DRH18-E	Temp. / Humidity	21°C /63%
Polarity	Vertical	Site / Test Engineer	AC2 / Stanley
Test Mode	802.11n-40MHz_TX_CH 6_ANT 0+1	Test Voltage	AC 120V/60Hz

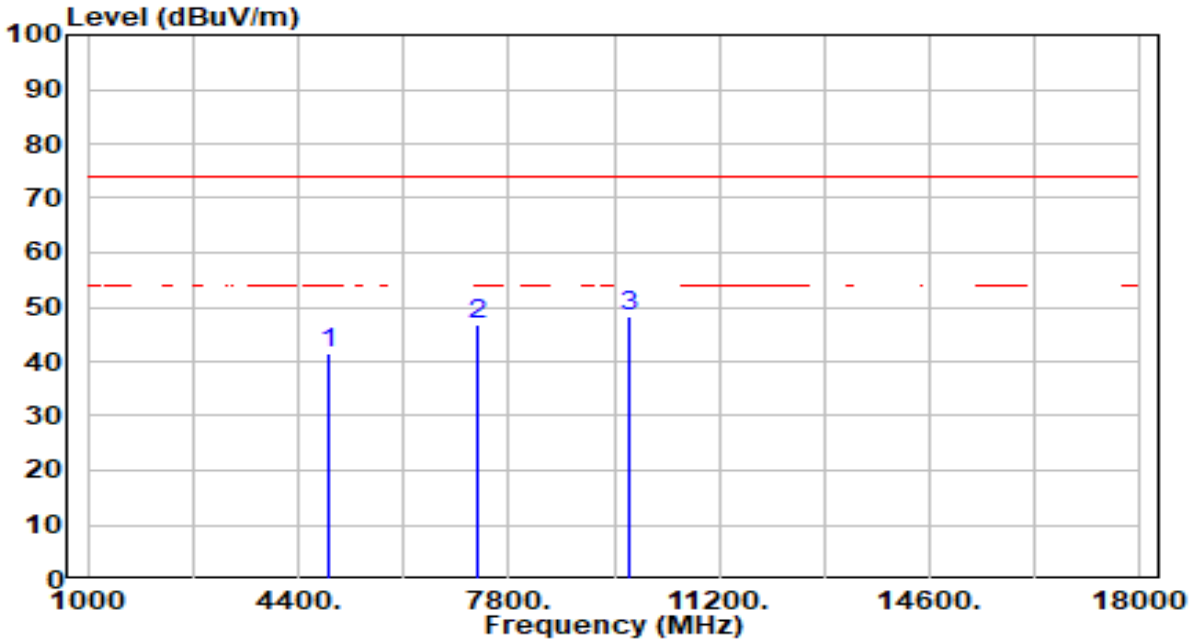

No		Frequency (MHz)	Reading (dBuV)	C.F (dB/m)	Measurement (dBuV/m)	Margin (dB)	Limit (dBuV/m)	Height (cm)	Angle (deg)	Remark (QP/PK/AV)
1		4874.000	40.18	1.21	41.39	-32.61	74.00	300	249	Peak
2		7311.000	39.41	7.25	46.65	-27.35	74.00	300	279	Peak
3	*	9748.000	41.45	6.85	48.31	-25.69	74.00	300	42	Peak

Note:

1. " *", means this data is the worst emission level.
2. C.F (Correction Factor) = Antenna Factor (dB/m) + Cable Loss (dB) – Preamplifier(dB).
3. Measurement (dBuV/m) = Reading(dBuV) + C.F (Correction Factor).
4. The emission levels of other frequencies are very lower than the limit and not show in test report.

EUT	BE3600 Dual-Band Wi-Fi 7 Gaming Router	Date of Test	2025-04-11
Factor	DRH18-E	Temp. / Humidity	21°C /63%
Polarity	Horizontal	Site / Test Engineer	AC2 / Stanley
Test Mode	802.11n-40MHz_TX_CH 9_ANT 0+1	Test Voltage	AC 120V/60Hz

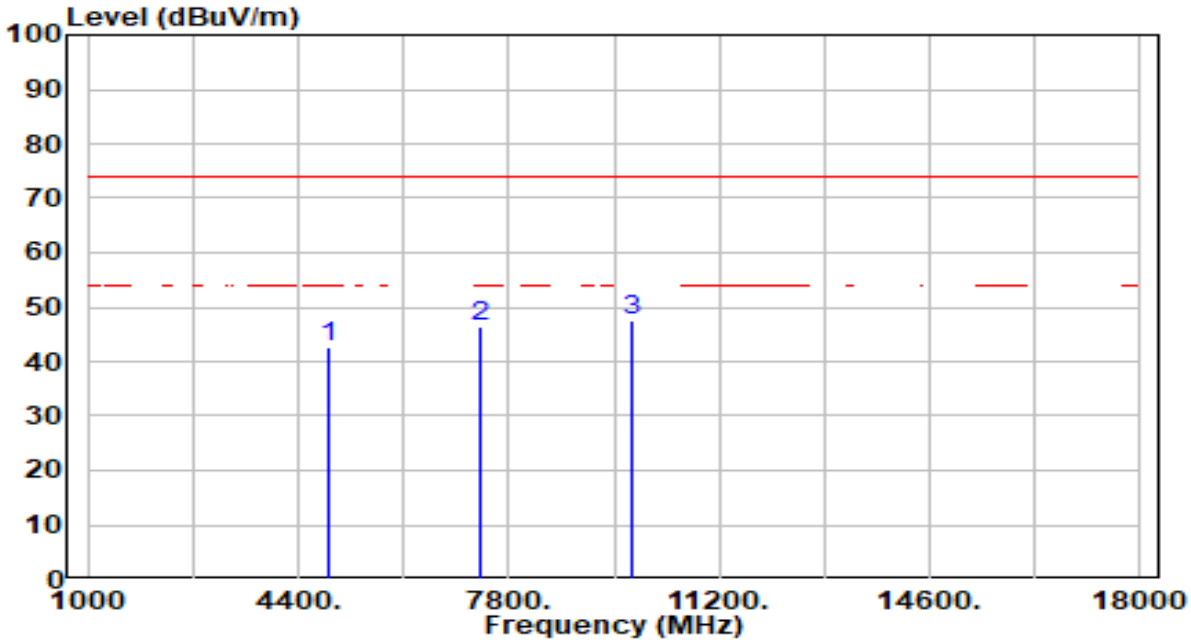

No		Frequency (MHz)	Reading (dBuV)	C.F (dB/m)	Measurement (dBuV/m)	Margin (dB)	Limit (dBuV/m)	Height (cm)	Angle (deg)	Remark (QP/PK/AV)
1		4904.000	41.43	1.28	42.71	-31.29	74.00	300	90	Peak
2		7356.000	39.27	7.25	46.52	-27.48	74.00	300	29	Peak
3	*	9808.000	40.72	6.91	47.64	-26.36	74.00	300	0	Peak

Note:

1. " *", means this data is the worst emission level.
2. C.F (Correction Factor) = Antenna Factor (dB/m) + Cable Loss (dB) – Preamplifier(dB).
3. Measurement (dBuV/m) = Reading(dBuV) + C.F (Correction Factor).
4. The emission levels of other frequencies are very lower than the limit and not show in test report.

EUT	BE3600 Dual-Band Wi-Fi 7 Gaming Router	Date of Test	2025-04-11
Factor	DRH18-E	Temp. / Humidity	21°C /63%
Polarity	Vertical	Site / Test Engineer	AC2 / Stanley
Test Mode	802.11n-40MHz_TX_CH 9_ANT 0+1	Test Voltage	AC 120V/60Hz

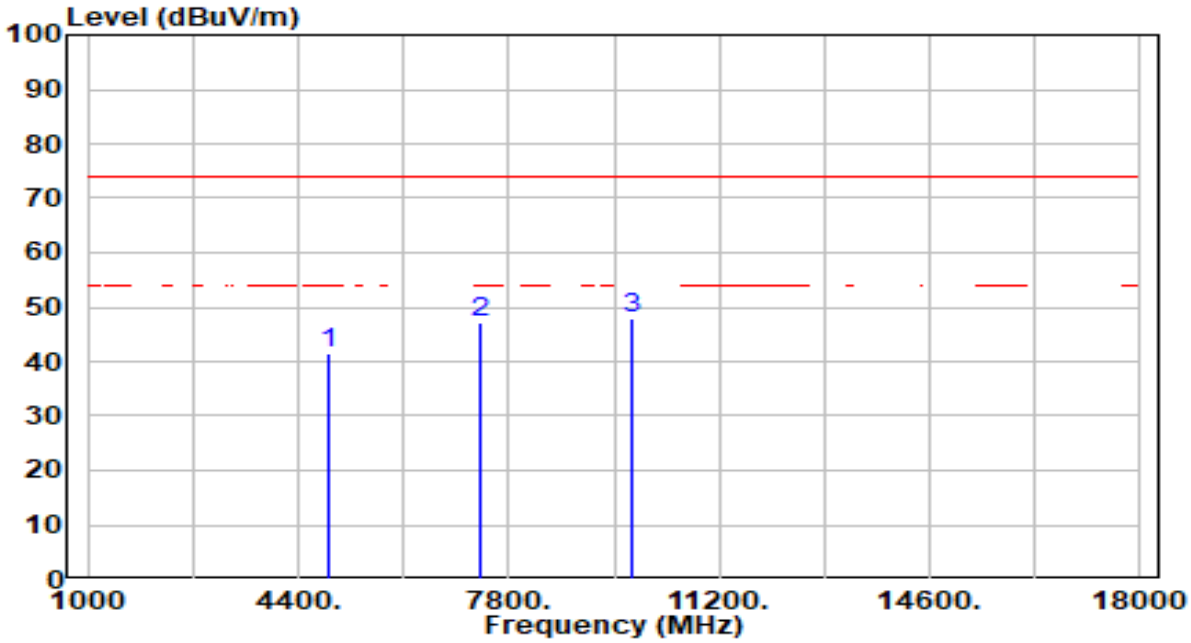

No		Frequency (MHz)	Reading (dBuV)	C.F (dB/m)	Measurement (dBuV/m)	Margin (dB)	Limit (dBuV/m)	Height (cm)	Angle (deg)	Remark (QP/PK/AV)
1		4904.000	40.13	1.28	41.41	-32.59	74.00	300	287	Peak
2		7356.000	39.85	7.25	47.10	-26.90	74.00	300	121	Peak
3	*	9808.000	41.14	6.91	48.06	-25.94	74.00	300	30	Peak

Note:

1. " *", means this data is the worst emission level.
2. C.F (Correction Factor) = Antenna Factor (dB/m) + Cable Loss (dB) – Preamplifier(dB).
3. Measurement (dBuV/m) = Reading(dBuV) + C.F (Correction Factor).
4. The emission levels of other frequencies are very lower than the limit and not show in test report.

EUT	BE3600 Dual-Band Wi-Fi 7 Gaming Router	Date of Test	2025-04-11
Factor	DRH18-E	Temp. / Humidity	21°C /63%
Polarity	Horizontal	Site / Test Engineer	AC2 / Stanley
Test Mode	802.11ax-20MHz_TX_CH 1_ANT 0+1	Test Voltage	AC 120V/60Hz

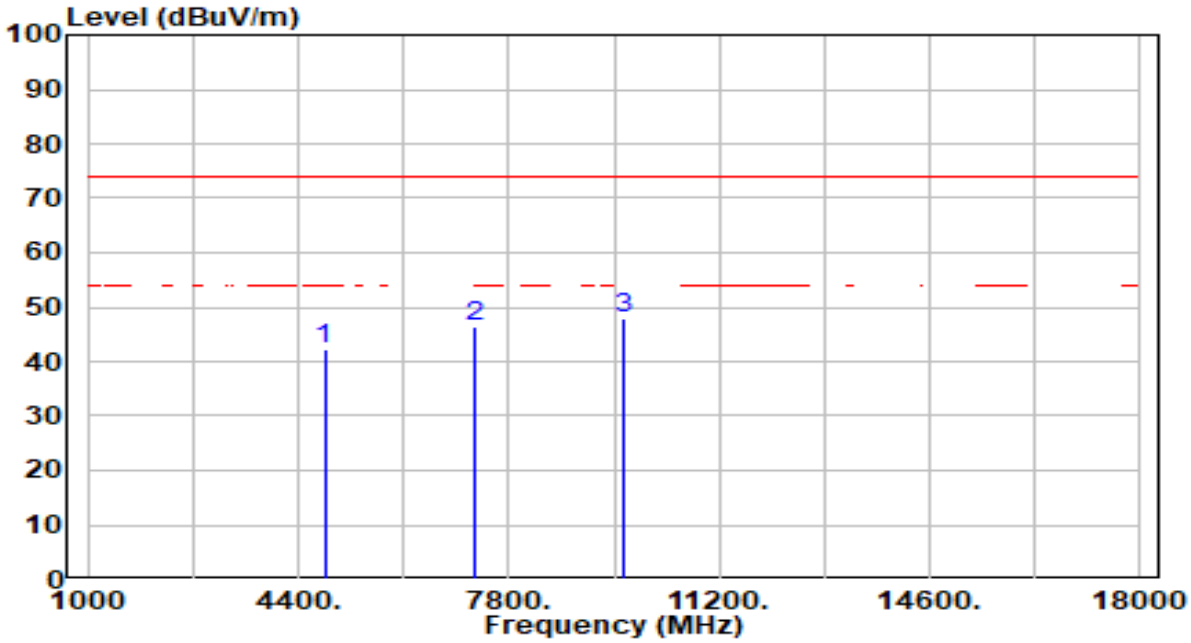

No		Frequency (MHz)	Reading (dBuV)	C.F (dB/m)	Measurement (dBuV/m)	Margin (dB)	Limit (dBuV/m)	Height (cm)	Angle (deg)	Remark (QP/PK/AV)
1		4824.000	41.17	1.10	42.27	-31.73	74.00	300	345	Peak
2		7236.000	39.38	7.22	46.59	-27.41	74.00	300	170	Peak
3	*	9648.000	41.06	6.82	47.88	-26.12	74.00	300	137	Peak

Note:

1. " *", means this data is the worst emission level.
2. C.F (Correction Factor) = Antenna Factor (dB/m) + Cable Loss (dB) – Preamplifier(dB).
3. Measurement (dBuV/m) = Reading(dBuV) + C.F (Correction Factor).
4. The emission levels of other frequencies are very lower than the limit and not show in test report.

EUT	BE3600 Dual-Band Wi-Fi 7 Gaming Router	Date of Test	2025-04-11
Factor	DRH18-E	Temp. / Humidity	21°C /63%
Polarity	Vertical	Site / Test Engineer	AC2 / Stanley
Test Mode	802.11ax-20MHz_TX_CH 1_ANT 0+1	Test Voltage	AC 120V/60Hz

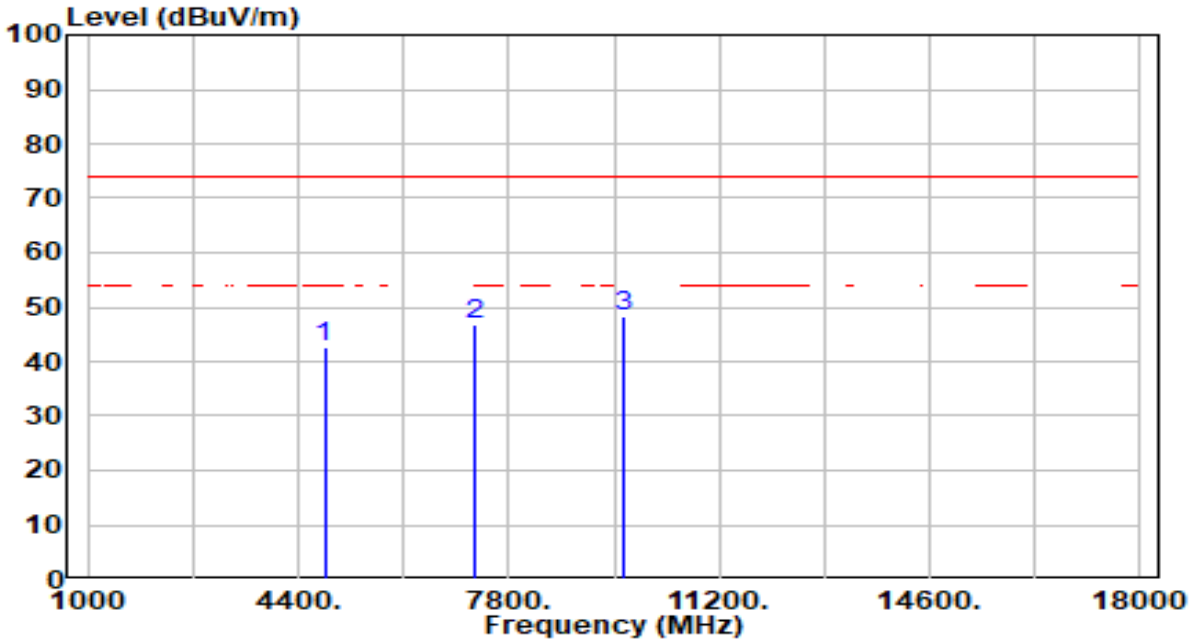

No		Frequency (MHz)	Reading (dBuV)	C.F (dB/m)	Measurement (dBuV/m)	Margin (dB)	Limit (dBuV/m)	Height (cm)	Angle (deg)	Remark (QP/PK/AV)
1		4824.000	41.41	1.10	42.51	-31.49	74.00	300	202	Peak
2		7236.000	39.75	7.22	46.97	-27.03	74.00	300	205	Peak
3	*	9648.000	41.33	6.82	48.14	-25.86	74.00	300	263	Peak

Note:

1. " *", means this data is the worst emission level.
2. C.F (Correction Factor) = Antenna Factor (dB/m) + Cable Loss (dB) – Preamplifier(dB).
3. Measurement (dBuV/m) = Reading(dBuV) + C.F (Correction Factor).
4. The emission levels of other frequencies are very lower than the limit and not show in test report.

EUT	BE3600 Dual-Band Wi-Fi 7 Gaming Router	Date of Test	2025-04-11
Factor	DRH18-E	Temp. / Humidity	21°C /63%
Polarity	Horizontal	Site / Test Engineer	AC2 / Stanley
Test Mode	802.11ax-20MHz_TX_CH 6_ANT 0+1	Test Voltage	AC 120V/60Hz

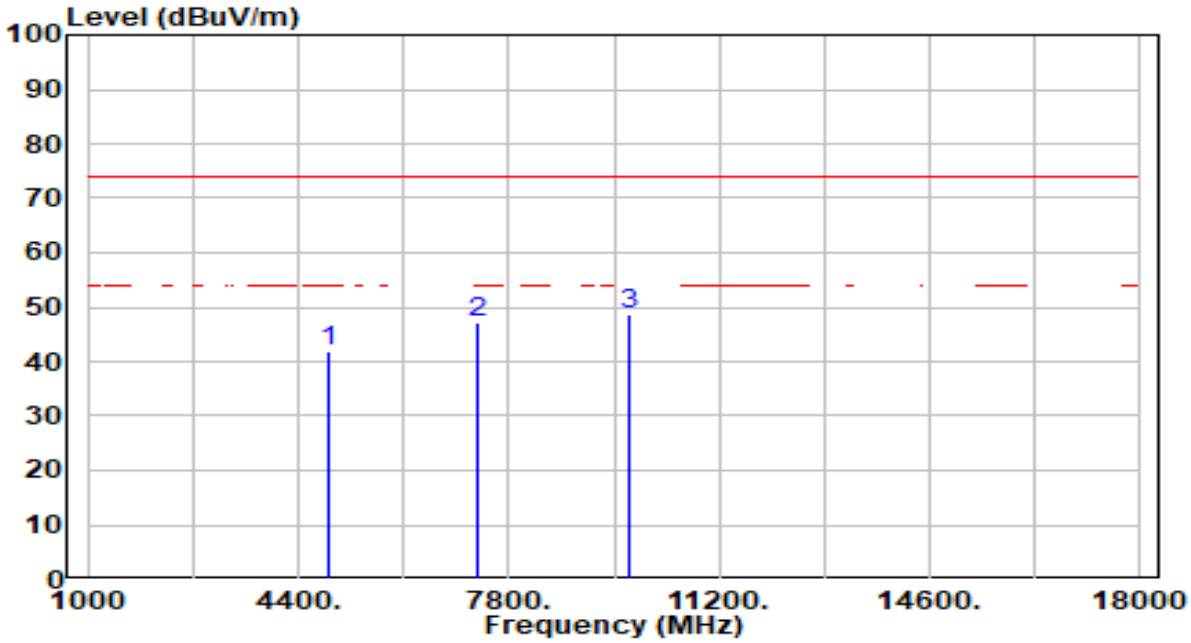

No		Frequency (MHz)	Reading (dBuV)	C.F (dB/m)	Measurement (dBuV/m)	Margin (dB)	Limit (dBuV/m)	Height (cm)	Angle (deg)	Remark (QP/PK/AV)
1		4874.000	40.51	1.21	41.72	-32.28	74.00	300	228	Peak
2		7311.000	39.82	7.25	47.07	-26.93	74.00	300	0	Peak
3	*	9748.000	41.66	6.85	48.51	-25.49	74.00	300	172	Peak

Note:

1. " *", means this data is the worst emission level.
2. C.F (Correction Factor) = Antenna Factor (dB/m) + Cable Loss (dB) – Preamplifier(dB).
3. Measurement (dBuV/m) = Reading(dBuV) + C.F (Correction Factor).
4. The emission levels of other frequencies are very lower than the limit and not show in test report.

EUT	BE3600 Dual-Band Wi-Fi 7 Gaming Router	Date of Test	2025-04-11
Factor	DRH18-E	Temp. / Humidity	21°C /63%
Polarity	Vertical	Site / Test Engineer	AC2 / Stanley
Test Mode	802.11ax-20MHz_TX_CH 6_ANT 0+1	Test Voltage	AC 120V/60Hz

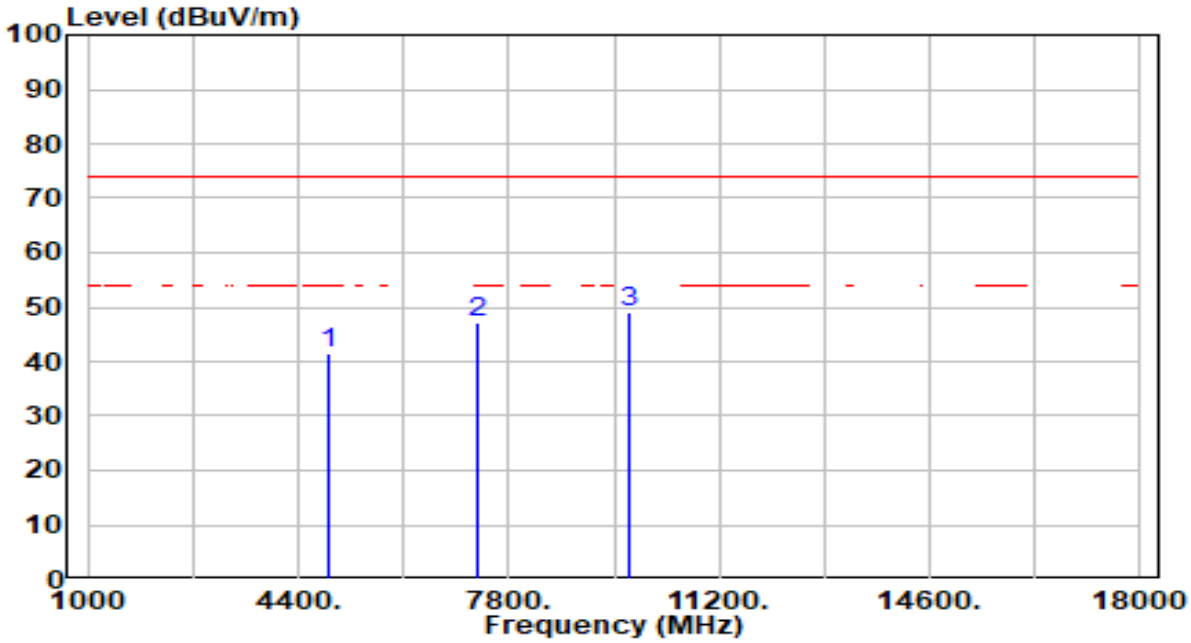

No		Frequency (MHz)	Reading (dBuV)	C.F (dB/m)	Measurement (dBuV/m)	Margin (dB)	Limit (dBuV/m)	Height (cm)	Angle (deg)	Remark (QP/PK/AV)
1		4874.000	40.46	1.21	41.67	-32.33	74.00	300	129	Peak
2		7311.000	39.94	7.25	47.19	-26.81	74.00	300	269	Peak
3	*	9748.000	42.16	6.85	49.01	-24.99	74.00	300	360	Peak

Note:

1. " *", means this data is the worst emission level.
2. C.F (Correction Factor) = Antenna Factor (dB/m) + Cable Loss (dB) – Preamplifier(dB).
3. Measurement (dBuV/m) = Reading(dBuV) + C.F (Correction Factor).
4. The emission levels of other frequencies are very lower than the limit and not show in test report.

EUT	BE3600 Dual-Band Wi-Fi 7 Gaming Router	Date of Test	2025-04-11
Factor	DRH18-E	Temp. / Humidity	21°C /63%
Polarity	Horizontal	Site / Test Engineer	AC2 / Stanley
Test Mode	802.11ax-20MHz_TX_CH 11_ANT 0+1	Test Voltage	AC 120V/60Hz

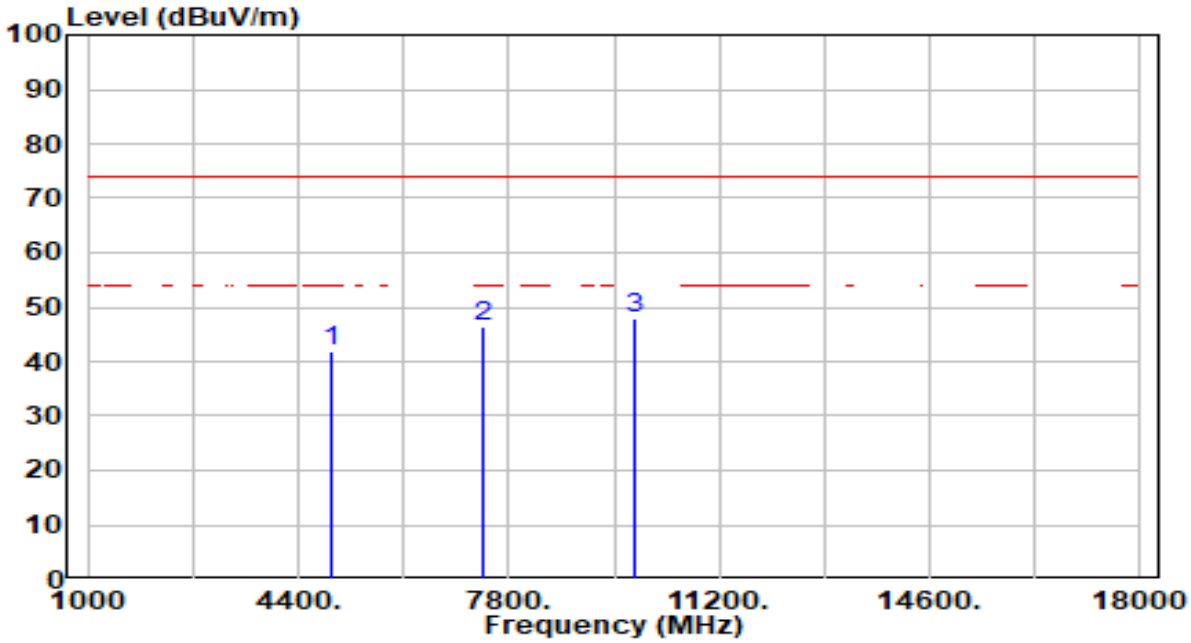

No		Frequency (MHz)	Reading (dBuV)	C.F (dB/m)	Measurement (dBuV/m)	Margin (dB)	Limit (dBuV/m)	Height (cm)	Angle (deg)	Remark (QP/PK/AV)
1		4924.000	40.55	1.35	41.90	-32.10	74.00	300	257	Peak
2		7386.000	39.14	7.25	46.39	-27.61	74.00	300	15	Peak
3	*	9848.000	40.89	6.93	47.82	-26.18	74.00	300	360	Peak

Note:

1. " *", means this data is the worst emission level.
2. C.F (Correction Factor) = Antenna Factor (dB/m) + Cable Loss (dB) – Preamplifier(dB).
3. Measurement (dBuV/m) = Reading(dBuV) + C.F (Correction Factor).
4. The emission levels of other frequencies are very lower than the limit and not show in test report.

EUT	BE3600 Dual-Band Wi-Fi 7 Gaming Router	Date of Test	2025-04-11
Factor	DRH18-E	Temp. / Humidity	21°C /63%
Polarity	Vertical	Site / Test Engineer	AC2 / Stanley
Test Mode	802.11ax-20MHz_TX_CH 11_ANT 0+1	Test Voltage	AC 120V/60Hz

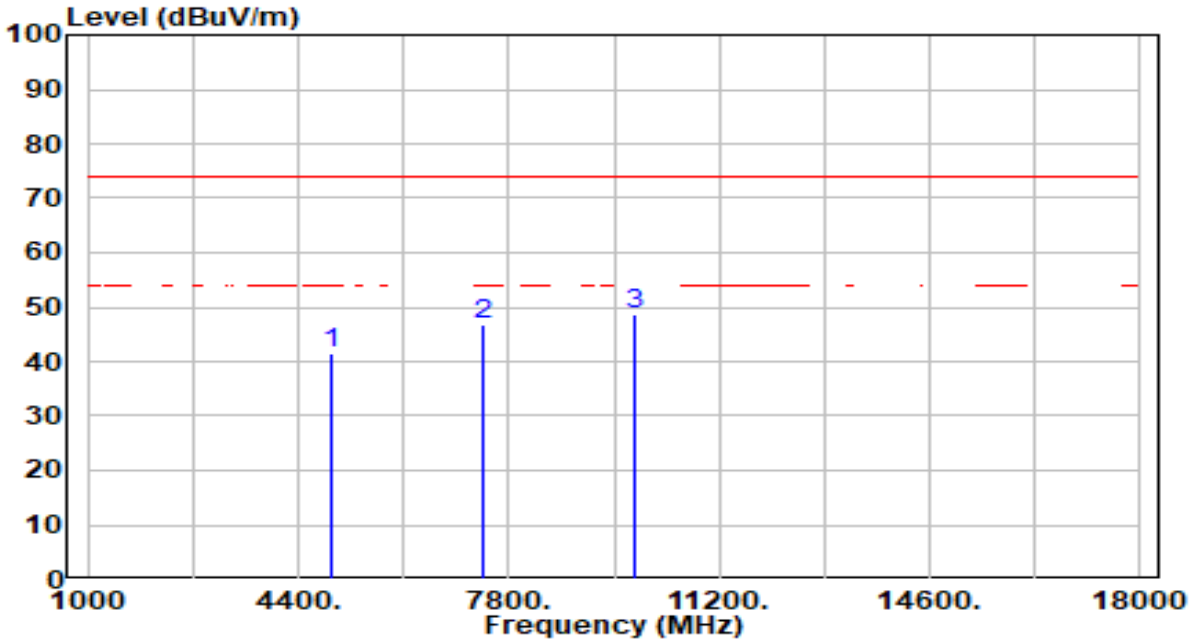

No		Frequency (MHz)	Reading (dBuV)	C.F (dB/m)	Measurement (dBuV/m)	Margin (dB)	Limit (dBuV/m)	Height (cm)	Angle (deg)	Remark (QP/PK/AV)
1		4924.000	40.17	1.35	41.52	-32.48	74.00	300	360	Peak
2		7386.000	39.45	7.25	46.70	-27.30	74.00	300	205	Peak
3	*	9848.000	41.77	6.93	48.71	-25.29	74.00	300	354	Peak

Note:

1. " *", means this data is the worst emission level.
2. C.F (Correction Factor) = Antenna Factor (dB/m) + Cable Loss (dB) – Preamplifier(dB).
3. Measurement (dBuV/m) = Reading(dBuV) + C.F (Correction Factor).
4. The emission levels of other frequencies are very lower than the limit and not show in test report.

EUT	BE3600 Dual-Band Wi-Fi 7 Gaming Router	Date of Test	2025-04-11
Factor	DRH18-E	Temp. / Humidity	21°C /63%
Polarity	Horizontal	Site / Test Engineer	AC2 / Stanley
Test Mode	802.11ax-40MHz_TX_CH 3_ANT 0+1	Test Voltage	AC 120V/60Hz

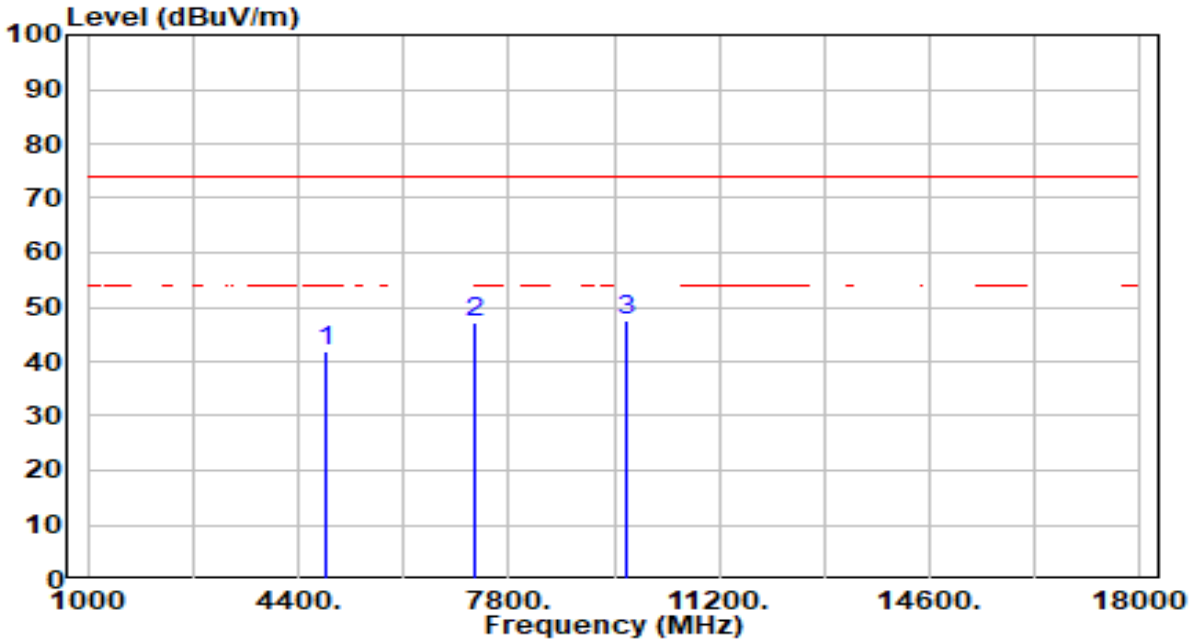

No		Frequency (MHz)	Reading (dBuV)	C.F (dB/m)	Measurement (dBuV/m)	Margin (dB)	Limit (dBuV/m)	Height (cm)	Angle (deg)	Remark (QP/PK/AV)
1		4844.000	40.85	1.15	41.99	-32.01	74.00	300	128	Peak
2		7266.000	40.06	7.23	47.29	-26.71	74.00	300	281	Peak
3	*	9688.000	40.59	6.80	47.39	-26.61	74.00	300	70	Peak

Note:

1. " *", means this data is the worst emission level.
2. C.F (Correction Factor) = Antenna Factor (dB/m) + Cable Loss (dB) – Preamplifier(dB).
3. Measurement (dBuV/m) = Reading(dBuV) + C.F (Correction Factor).
4. The emission levels of other frequencies are very lower than the limit and not show in test report.

EUT	BE3600 Dual-Band Wi-Fi 7 Gaming Router	Date of Test	2025-04-11
Factor	DRH18-E	Temp. / Humidity	21°C /63%
Polarity	Vertical	Site / Test Engineer	AC2 / Stanley
Test Mode	802.11ax-40MHz_TX_CH 3_ANT 0+1	Test Voltage	AC 120V/60Hz

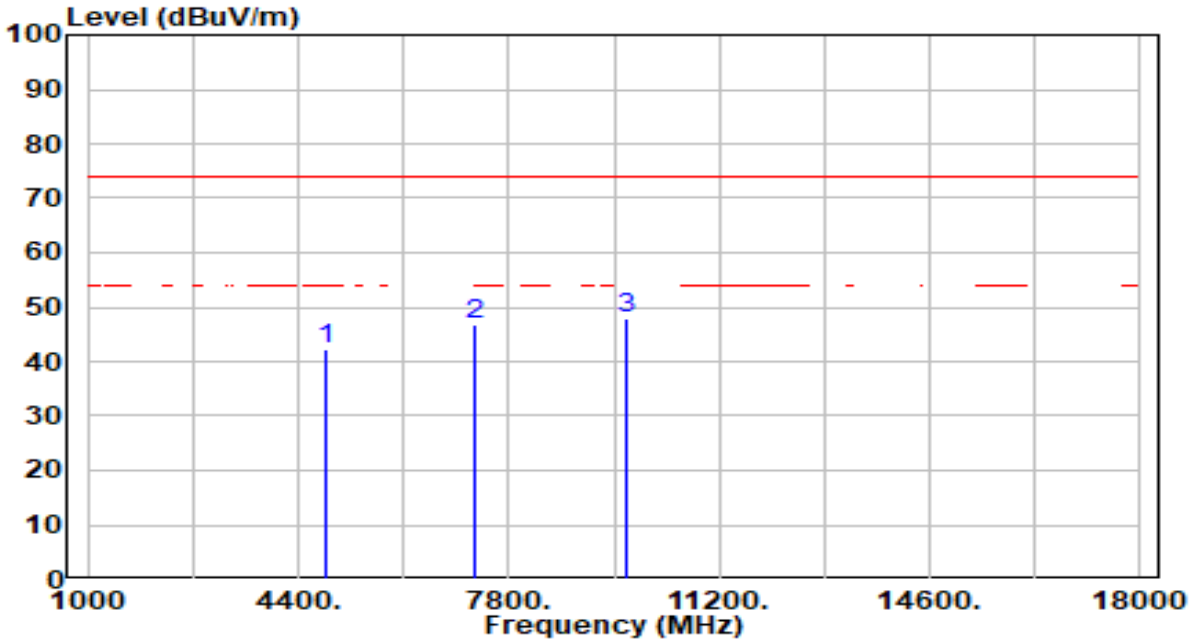

No		Frequency (MHz)	Reading (dBuV)	C.F (dB/m)	Measurement (dBuV/m)	Margin (dB)	Limit (dBuV/m)	Height (cm)	Angle (deg)	Remark (QP/PK/AV)
1		4844.000	41.02	1.15	42.17	-31.83	74.00	300	360	Peak
2		7266.000	39.50	7.23	46.73	-27.27	74.00	300	23	Peak
3	*	9688.000	41.09	6.80	47.89	-26.11	74.00	300	190	Peak

Note:

1. " *", means this data is the worst emission level.
2. C.F (Correction Factor) = Antenna Factor (dB/m) + Cable Loss (dB) – Preamplifier(dB).
3. Measurement (dBuV/m) = Reading(dBuV) + C.F (Correction Factor).
4. The emission levels of other frequencies are very lower than the limit and not show in test report.

EUT	BE3600 Dual-Band Wi-Fi 7 Gaming Router	Date of Test	2025-04-11
Factor	DRH18-E	Temp. / Humidity	21°C /63%
Polarity	Horizontal	Site / Test Engineer	AC2 / Stanley
Test Mode	802.11ax-40MHz_TX_CH 6_ANT 0+1	Test Voltage	AC 120V/60Hz

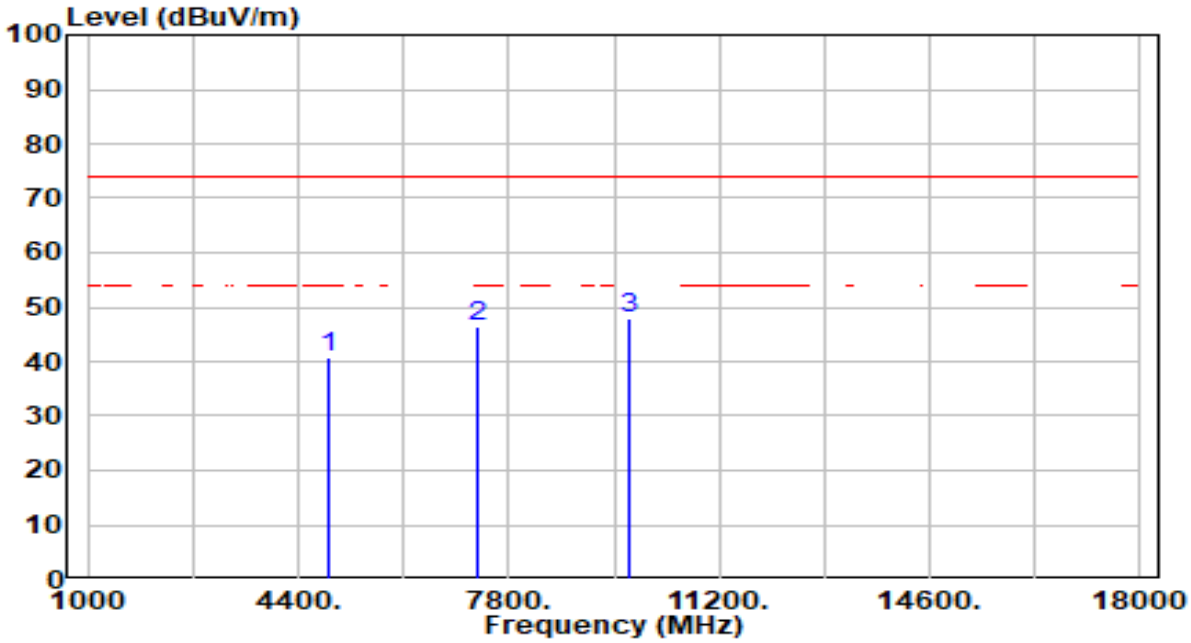

No		Frequency (MHz)	Reading (dBuV)	C.F (dB/m)	Measurement (dBuV/m)	Margin (dB)	Limit (dBuV/m)	Height (cm)	Angle (deg)	Remark (QP/PK/AV)
1		4874.000	39.72	1.21	40.93	-33.07	74.00	300	58	Peak
2		7311.000	39.32	7.25	46.57	-27.43	74.00	300	102	Peak
3	*	9748.000	41.11	6.85	47.97	-26.03	74.00	300	88	Peak

Note:

1. " *", means this data is the worst emission level.
2. C.F (Correction Factor) = Antenna Factor (dB/m) + Cable Loss (dB) – Preamplifier(dB).
3. Measurement (dBuV/m) = Reading(dBuV) + C.F (Correction Factor).
4. The emission levels of other frequencies are very lower than the limit and not show in test report.

EUT	BE3600 Dual-Band Wi-Fi 7 Gaming Router	Date of Test	2025-04-11
Factor	DRH18-E	Temp. / Humidity	21°C /63%
Polarity	Vertical	Site / Test Engineer	AC2 / Stanley
Test Mode	802.11ax-40MHz_TX_CH 6_ANT 0+1	Test Voltage	AC 120V/60Hz

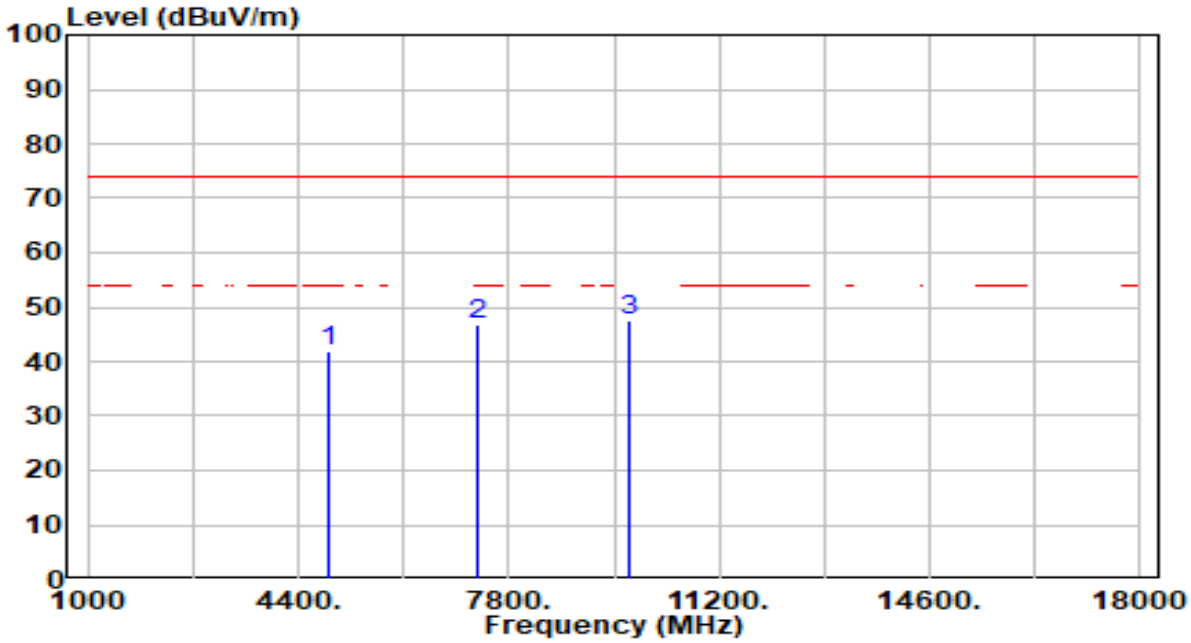

No		Frequency (MHz)	Reading (dBuV)	C.F (dB/m)	Measurement (dBuV/m)	Margin (dB)	Limit (dBuV/m)	Height (cm)	Angle (deg)	Remark (QP/PK/AV)
1		4874.000	40.84	1.21	42.06	-31.94	74.00	300	272	Peak
2		7311.000	39.61	7.25	46.85	-27.15	74.00	300	266	Peak
3	*	9748.000	40.57	6.85	47.42	-26.58	74.00	300	231	Peak

Note:

1. " *", means this data is the worst emission level.
2. C.F (Correction Factor) = Antenna Factor (dB/m) + Cable Loss (dB) – Preamplifier(dB).
3. Measurement (dBuV/m) = Reading(dBuV) + C.F (Correction Factor).
4. The emission levels of other frequencies are very lower than the limit and not show in test report.

EUT	BE3600 Dual-Band Wi-Fi 7 Gaming Router	Date of Test	2025-04-11
Factor	DRH18-E	Temp. / Humidity	21°C /63%
Polarity	Horizontal	Site / Test Engineer	AC2 / Stanley
Test Mode	802.11ax-40MHz_TX_CH 9_ANT 0+1	Test Voltage	AC 120V/60Hz

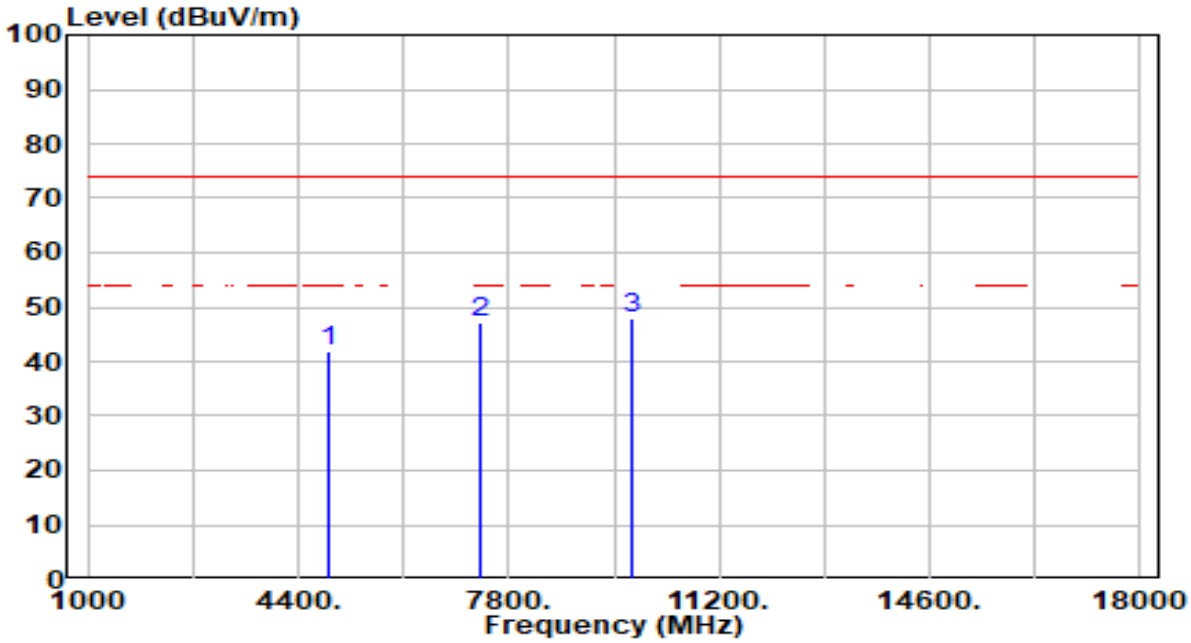

No		Frequency (MHz)	Reading (dBuV)	C.F (dB/m)	Measurement (dBuV/m)	Margin (dB)	Limit (dBuV/m)	Height (cm)	Angle (deg)	Remark (QP/PK/AV)
1		4904.000	40.70	1.28	41.98	-32.02	74.00	300	160	Peak
2		7356.000	39.93	7.25	47.17	-26.83	74.00	300	61	Peak
3	*	9808.000	41.01	6.91	47.92	-26.08	74.00	300	277	Peak

Note:

1. " *", means this data is the worst emission level.
2. C.F (Correction Factor) = Antenna Factor (dB/m) + Cable Loss (dB) – Preamplifier(dB).
3. Measurement (dBuV/m) = Reading(dBuV) + C.F (Correction Factor).
4. The emission levels of other frequencies are very lower than the limit and not show in test report.

EUT	BE3600 Dual-Band Wi-Fi 7 Gaming Router	Date of Test	2025-04-11
Factor	DRH18-E	Temp. / Humidity	21°C /63%
Polarity	Vertical	Site / Test Engineer	AC2 / Stanley
Test Mode	802.11ax-40MHz_TX_CH 9_ANT 0+1	Test Voltage	AC 120V/60Hz

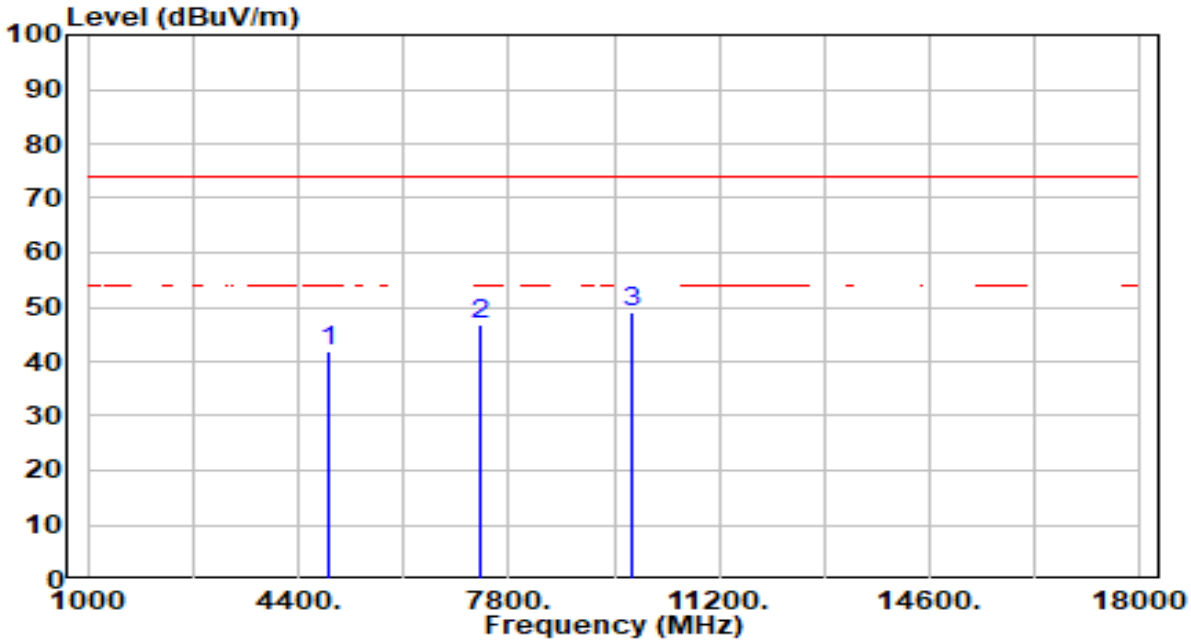

No		Frequency (MHz)	Reading (dBuV)	C.F (dB/m)	Measurement (dBuV/m)	Margin (dB)	Limit (dBuV/m)	Height (cm)	Angle (deg)	Remark (QP/PK/AV)
1		4904.000	40.46	1.28	41.74	-32.26	74.00	300	269	Peak
2		7356.000	39.54	7.25	46.78	-27.22	74.00	300	307	Peak
3	*	9808.000	42.12	6.91	49.03	-24.97	74.00	300	143	Peak

Note:

1. " *", means this data is the worst emission level.
2. C.F (Correction Factor) = Antenna Factor (dB/m) + Cable Loss (dB) – Preamplifier(dB).
3. Measurement (dBuV/m) = Reading(dBuV) + C.F (Correction Factor).
4. The emission levels of other frequencies are very lower than the limit and not show in test report.

EUT	BE3600 Dual-Band Wi-Fi 7 Gaming Router	Date of Test	2025-04-11
Factor	DRH18-E	Temp. / Humidity	21°C /63%
Polarity	Horizontal	Site / Test Engineer	AC2 / Stanley
Test Mode	802.11be-20MHz_TX_CH 1_ANT 0+1	Test Voltage	AC 120V/60Hz

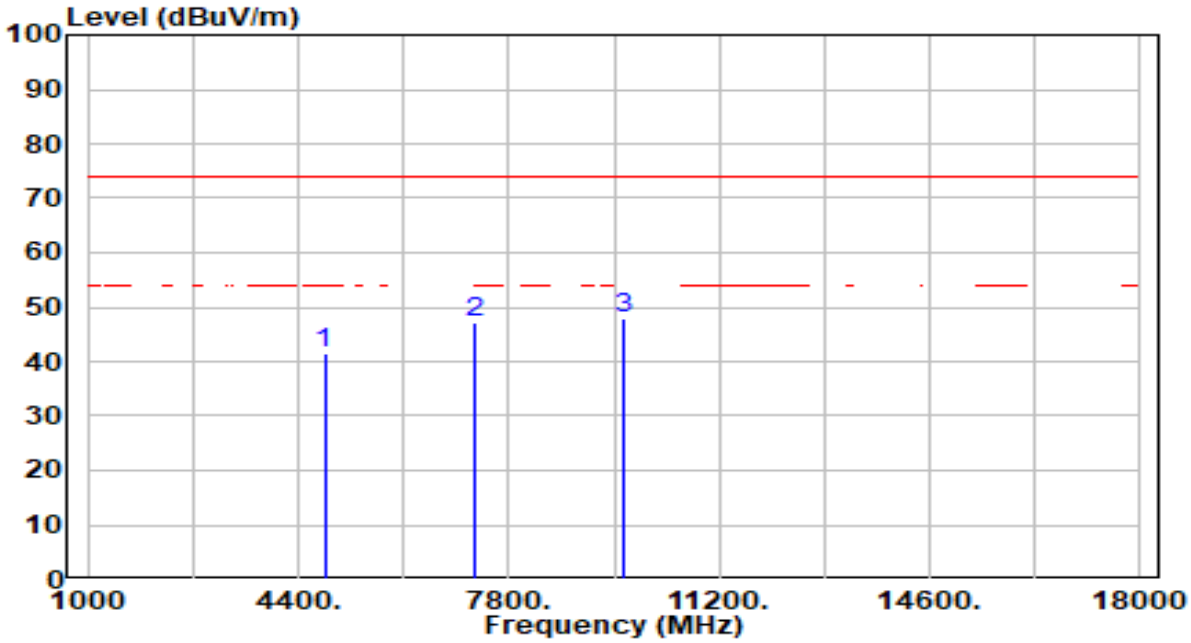

No		Frequency (MHz)	Reading (dBuV)	C.F (dB/m)	Measurement (dBuV/m)	Margin (dB)	Limit (dBuV/m)	Height (cm)	Angle (deg)	Remark (QP/PK/AV)
1		4824.000	40.58	1.10	41.68	-32.32	74.00	300	233	Peak
2		7236.000	40.06	7.22	47.27	-26.73	74.00	300	336	Peak
3	*	9648.000	41.05	6.82	47.87	-26.13	74.00	300	336	Peak

Note:

1. " *", means this data is the worst emission level.
2. C.F (Correction Factor) = Antenna Factor (dB/m) + Cable Loss (dB) – Preamplifier(dB).
3. Measurement (dBuV/m) = Reading(dBuV) + C.F (Correction Factor).
4. The emission levels of other frequencies are very lower than the limit and not show in test report.

EUT	BE3600 Dual-Band Wi-Fi 7 Gaming Router	Date of Test	2025-04-11
Factor	DRH18-E	Temp. / Humidity	21°C /63%
Polarity	Vertical	Site / Test Engineer	AC2 / Stanley
Test Mode	802.11be-20MHz_TX_CH 1_ANT 0+1	Test Voltage	AC 120V/60Hz

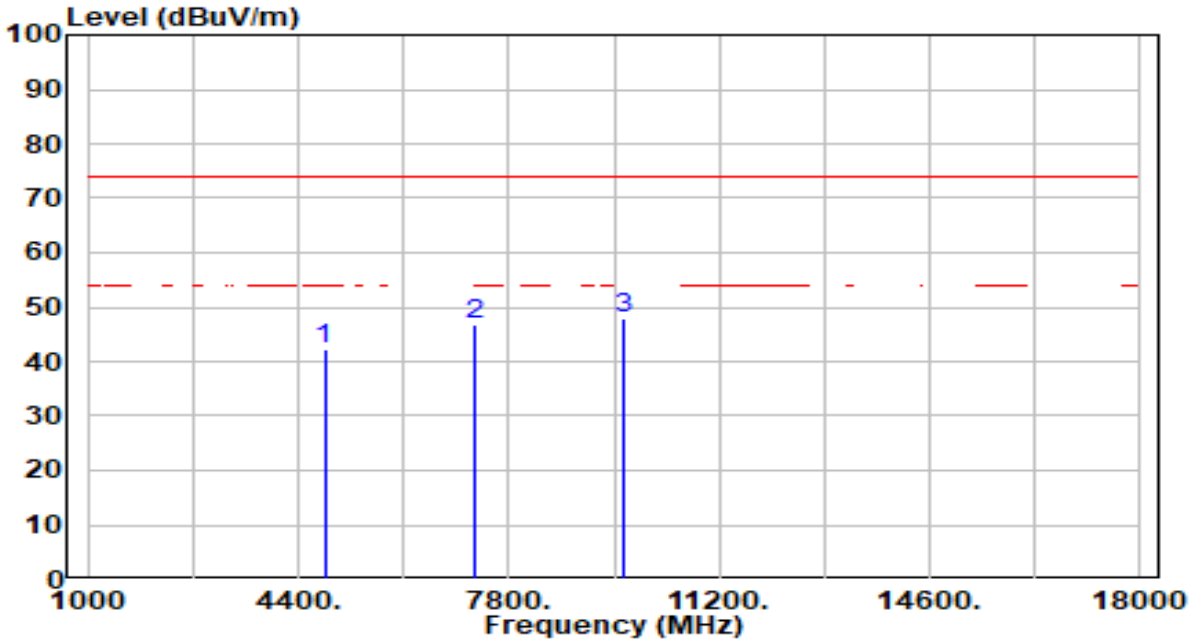

No		Frequency (MHz)	Reading (dBuV)	C.F (dB/m)	Measurement (dBuV/m)	Margin (dB)	Limit (dBuV/m)	Height (cm)	Angle (deg)	Remark (QP/PK/AV)
1		4824.000	40.98	1.10	42.08	-31.92	74.00	300	293	Peak
2		7236.000	39.62	7.22	46.83	-27.17	74.00	300	31	Peak
3	*	9648.000	41.03	6.82	47.84	-26.16	74.00	300	0	Peak

Note:

1. " *", means this data is the worst emission level.
2. C.F (Correction Factor) = Antenna Factor (dB/m) + Cable Loss (dB) – Preamplifier(dB).
3. Measurement (dBuV/m) = Reading(dBuV) + C.F (Correction Factor).
4. The emission levels of other frequencies are very lower than the limit and not show in test report.

EUT	BE3600 Dual-Band Wi-Fi 7 Gaming Router	Date of Test	2025-04-11
Factor	DRH18-E	Temp. / Humidity	21°C /63%
Polarity	Horizontal	Site / Test Engineer	AC2 / Stanley
Test Mode	802.11be-20MHz_TX_CH 6_ANT 0+1	Test Voltage	AC 120V/60Hz

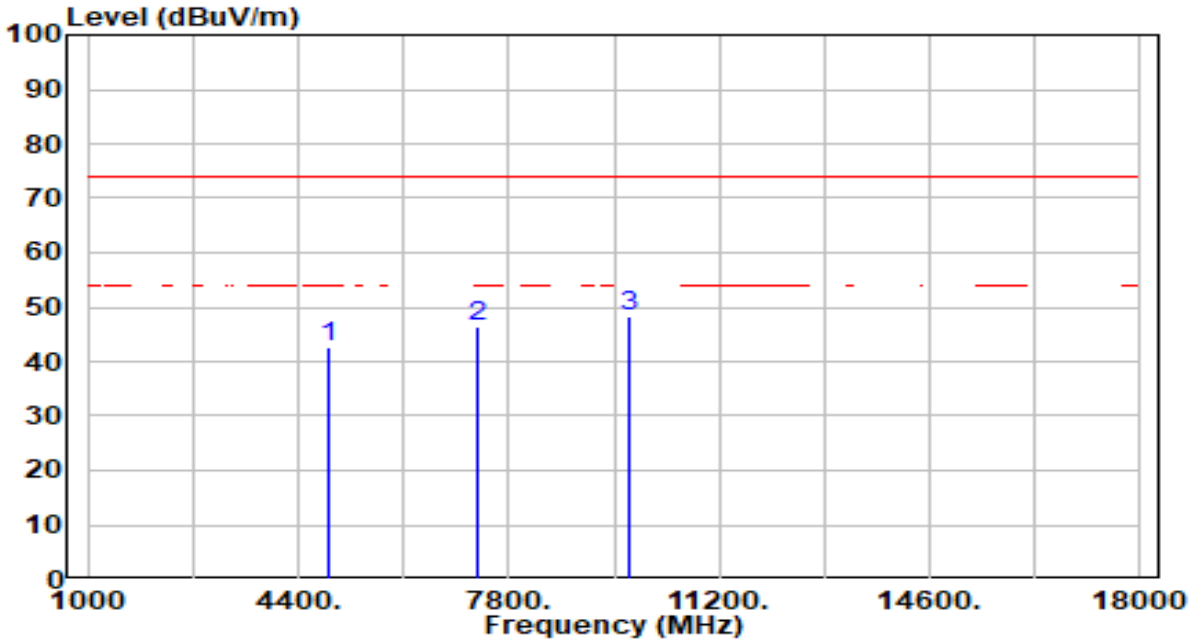

No		Frequency (MHz)	Reading (dBuV)	C.F (dB/m)	Measurement (dBuV/m)	Margin (dB)	Limit (dBuV/m)	Height (cm)	Angle (deg)	Remark (QP/PK/AV)
1		4874.000	41.27	1.21	42.48	-31.52	74.00	300	67	Peak
2		7311.000	39.35	7.25	46.60	-27.40	74.00	300	283	Peak
3	*	9748.000	41.52	6.85	48.38	-25.62	74.00	300	277	Peak

Note:

1. " *", means this data is the worst emission level.
2. C.F (Correction Factor) = Antenna Factor (dB/m) + Cable Loss (dB) – Preamplifier(dB).
3. Measurement (dBuV/m) = Reading(dBuV) + C.F (Correction Factor).
4. The emission levels of other frequencies are very lower than the limit and not show in test report.

EUT	BE3600 Dual-Band Wi-Fi 7 Gaming Router	Date of Test	2025-04-11
Factor	DRH18-E	Temp. / Humidity	21°C /63%
Polarity	Vertical	Site / Test Engineer	AC2 / Stanley
Test Mode	802.11be-20MHz_TX_CH 6_ANT 0+1	Test Voltage	AC 120V/60Hz

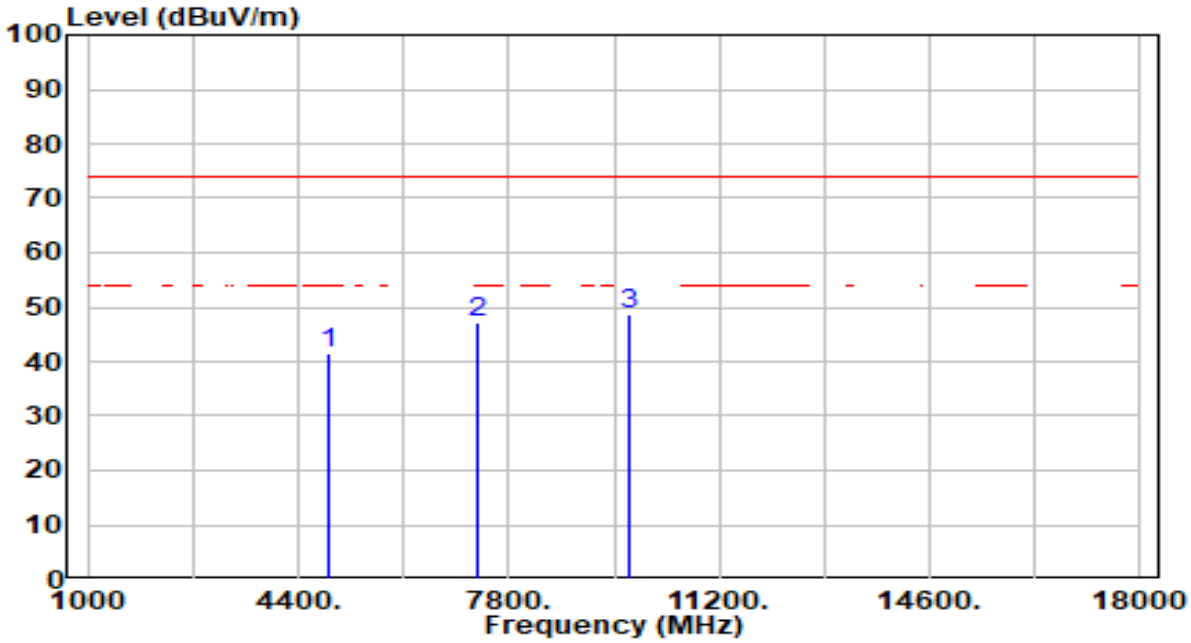

No		Frequency (MHz)	Reading (dBuV)	C.F (dB/m)	Measurement (dBuV/m)	Margin (dB)	Limit (dBuV/m)	Height (cm)	Angle (deg)	Remark (QP/PK/AV)
1		4874.000	40.15	1.21	41.36	-32.64	74.00	300	305	Peak
2		7311.000	39.95	7.25	47.20	-26.80	74.00	300	143	Peak
3	*	9748.000	41.78	6.85	48.63	-25.37	74.00	300	328	Peak

Note:

1. " *", means this data is the worst emission level.
2. C.F (Correction Factor) = Antenna Factor (dB/m) + Cable Loss (dB) – Preamplifier(dB).
3. Measurement (dBuV/m) = Reading(dBuV) + C.F (Correction Factor).
4. The emission levels of other frequencies are very lower than the limit and not show in test report.

EUT	BE3600 Dual-Band Wi-Fi 7 Gaming Router	Date of Test	2025-04-11
Factor	DRH18-E	Temp. / Humidity	21°C /63%
Polarity	Horizontal	Site / Test Engineer	AC2 / Stanley
Test Mode	802.11be-20MHz_TX_CH 11_ANT 0+1	Test Voltage	AC 120V/60Hz

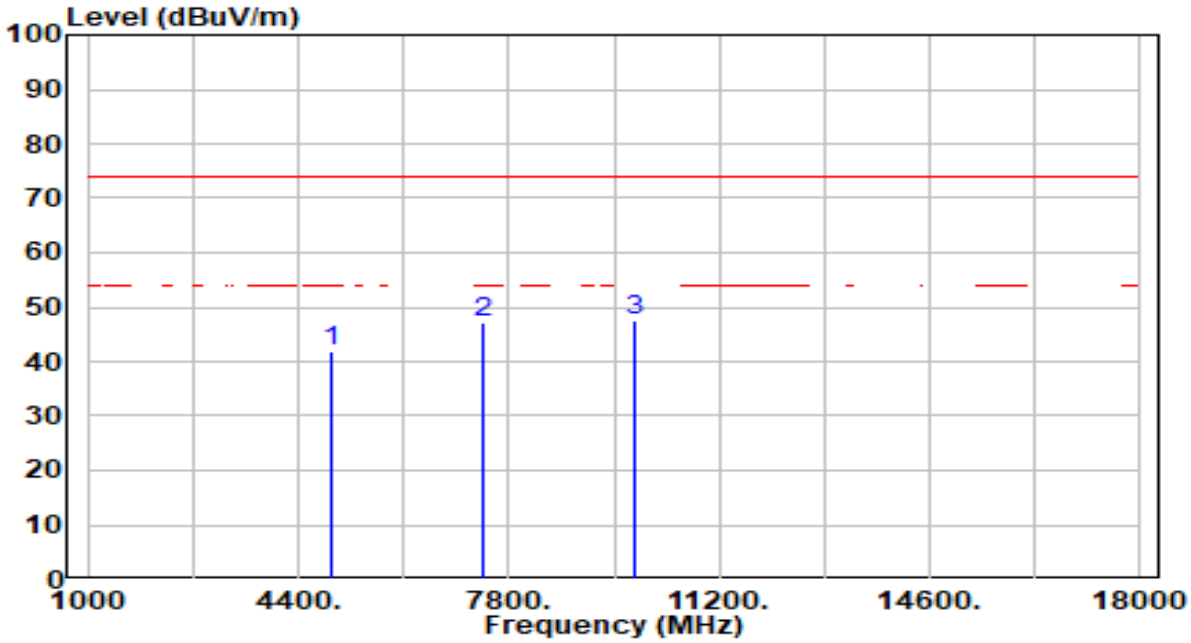

No		Frequency (MHz)	Reading (dBuV)	C.F (dB/m)	Measurement (dBuV/m)	Margin (dB)	Limit (dBuV/m)	Height (cm)	Angle (deg)	Remark (QP/PK/AV)
1		4924.000	40.58	1.35	41.94	-32.06	74.00	300	138	Peak
2		7386.000	40.11	7.25	47.35	-26.65	74.00	300	141	Peak
3	*	9848.000	40.80	6.93	47.73	-26.27	74.00	300	228	Peak

Note:

1. " *", means this data is the worst emission level.
2. C.F (Correction Factor) = Antenna Factor (dB/m) + Cable Loss (dB) – Preamplifier(dB).
3. Measurement (dBuV/m) = Reading(dBuV) + C.F (Correction Factor).
4. The emission levels of other frequencies are very lower than the limit and not show in test report.

EUT	BE3600 Dual-Band Wi-Fi 7 Gaming Router	Date of Test	2025-04-11
Factor	DRH18-E	Temp. / Humidity	21°C /63%
Polarity	Vertical	Site / Test Engineer	AC2 / Stanley
Test Mode	802.11be-20MHz_TX_CH 11_ANT 0+1	Test Voltage	AC 120V/60Hz

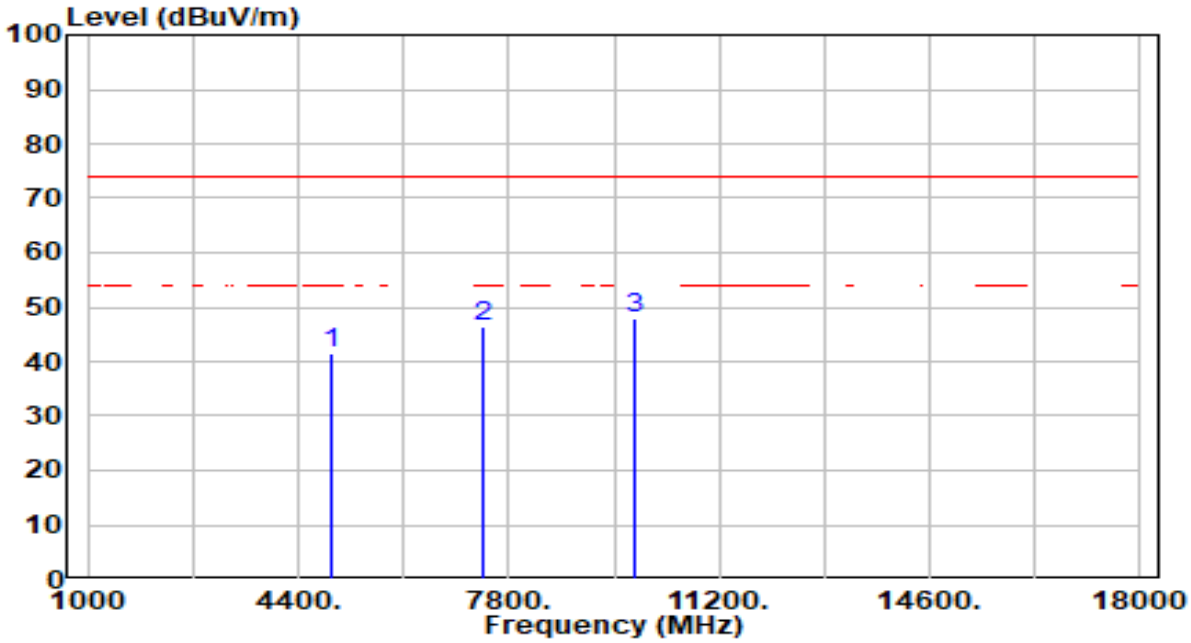

No		Frequency (MHz)	Reading (dBuV)	C.F (dB/m)	Measurement (dBuV/m)	Margin (dB)	Limit (dBuV/m)	Height (cm)	Angle (deg)	Remark (QP/PK/AV)
1		4924.000	40.10	1.35	41.45	-32.55	74.00	300	152	Peak
2		7386.000	38.99	7.25	46.23	-27.77	74.00	300	134	Peak
3	*	9848.000	40.97	6.93	47.91	-26.09	74.00	300	360	Peak

Note:

1. " *", means this data is the worst emission level.
2. C.F (Correction Factor) = Antenna Factor (dB/m) + Cable Loss (dB) – Preamplifier(dB).
3. Measurement (dBuV/m) = Reading(dBuV) + C.F (Correction Factor).
4. The emission levels of other frequencies are very lower than the limit and not show in test report.

EUT	BE3600 Dual-Band Wi-Fi 7 Gaming Router	Date of Test	2025-04-11
Factor	DRH18-E	Temp. / Humidity	21°C /63%
Polarity	Horizontal	Site / Test Engineer	AC2 / Stanley
Test Mode	802.11be-40MHz_TX_CH 3_ANT 0+1	Test Voltage	AC 120V/60Hz

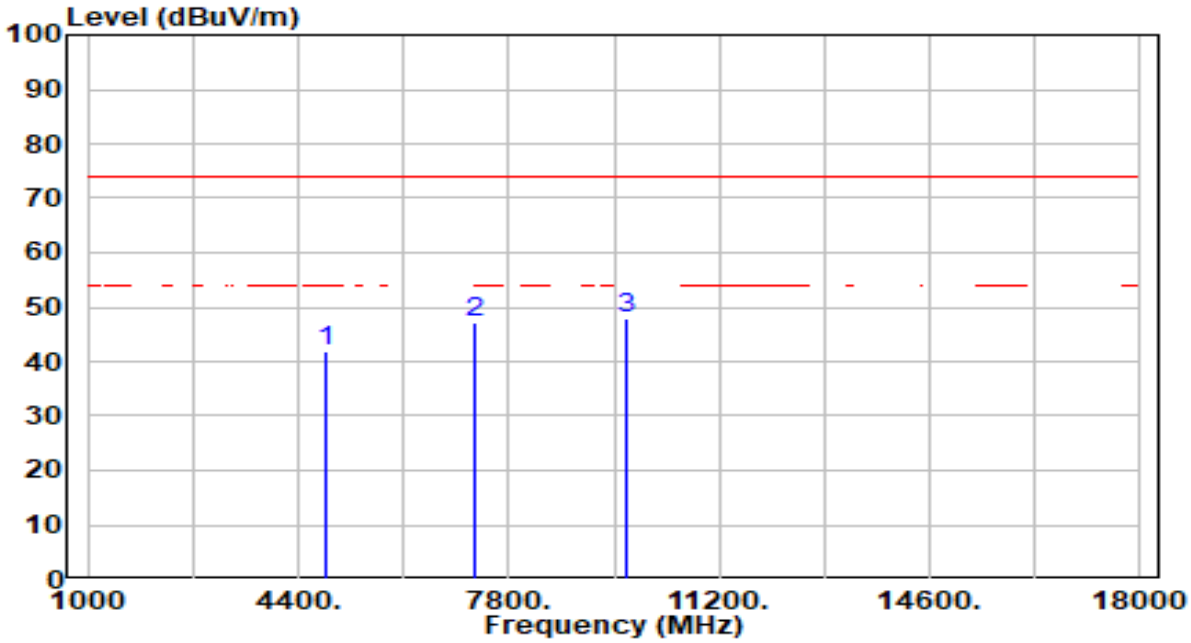

No		Frequency (MHz)	Reading (dBuV)	C.F (dB/m)	Measurement (dBuV/m)	Margin (dB)	Limit (dBuV/m)	Height (cm)	Angle (deg)	Remark (QP/PK/AV)
1		4844.000	40.63	1.15	41.77	-32.23	74.00	300	90	Peak
2		7266.000	40.04	7.23	47.27	-26.73	74.00	300	0	Peak
3	*	9688.000	41.25	6.80	48.05	-25.95	74.00	300	0	Peak

Note:

1. " *", means this data is the worst emission level.
2. C.F (Correction Factor) = Antenna Factor (dB/m) + Cable Loss (dB) – Preamplifier(dB).
3. Measurement (dBuV/m) = Reading(dBuV) + C.F (Correction Factor).
4. The emission levels of other frequencies are very lower than the limit and not show in test report.

EUT	BE3600 Dual-Band Wi-Fi 7 Gaming Router	Date of Test	2025-04-11
Factor	DRH18-E	Temp. / Humidity	21°C /63%
Polarity	Vertical	Site / Test Engineer	AC2 / Stanley
Test Mode	802.11be-40MHz_TX_CH 3_ANT 0+1	Test Voltage	AC 120V/60Hz

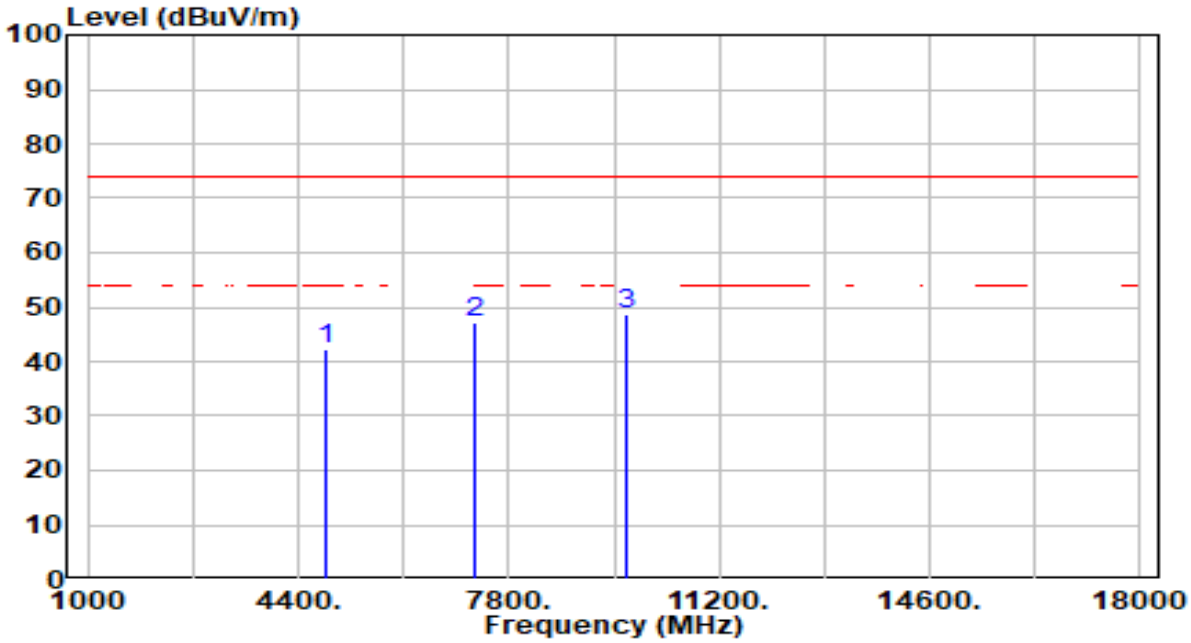

No		Frequency (MHz)	Reading (dBuV)	C.F (dB/m)	Measurement (dBuV/m)	Margin (dB)	Limit (dBuV/m)	Height (cm)	Angle (deg)	Remark (QP/PK/AV)
1		4844.000	41.03	1.15	42.18	-31.82	74.00	300	42	Peak
2		7266.000	39.77	7.23	47.00	-27.00	74.00	300	130	Peak
3	*	9688.000	41.86	6.80	48.66	-25.34	74.00	300	133	Peak

Note:

1. " *", means this data is the worst emission level.
2. C.F (Correction Factor) = Antenna Factor (dB/m) + Cable Loss (dB) – Preamplifier(dB).
3. Measurement (dBuV/m) = Reading(dBuV) + C.F (Correction Factor).
4. The emission levels of other frequencies are very lower than the limit and not show in test report.

EUT	BE3600 Dual-Band Wi-Fi 7 Gaming Router	Date of Test	2025-04-11
Factor	DRH18-E	Temp. / Humidity	21°C /63%
Polarity	Horizontal	Site / Test Engineer	AC2 / Stanley
Test Mode	802.11be-40MHz_TX_CH 6_ANT 0+1	Test Voltage	AC 120V/60Hz

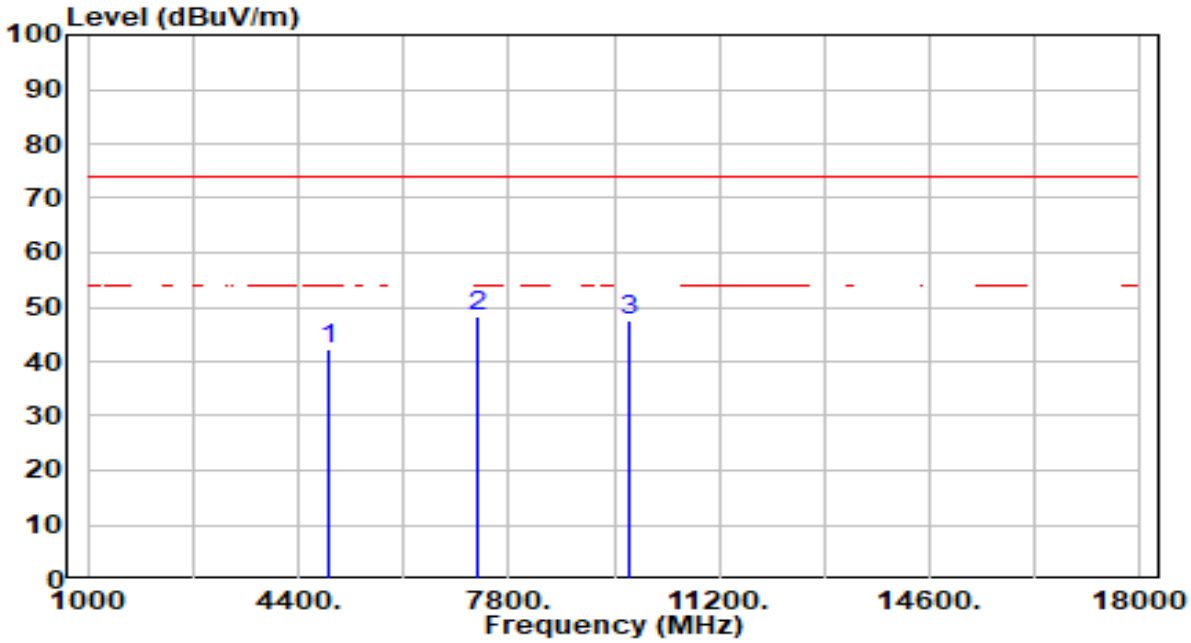

No		Frequency (MHz)	Reading (dBuV)	C.F (dB/m)	Measurement (dBuV/m)	Margin (dB)	Limit (dBuV/m)	Height (cm)	Angle (deg)	Remark (QP/PK/AV)
1		4874.000	41.15	1.21	42.36	-31.64	74.00	300	353	Peak
2	*	7311.000	40.93	7.25	48.18	-25.82	74.00	300	277	Peak
3		9748.000	40.56	6.85	47.41	-26.59	74.00	300	158	Peak

Note:

1. " *", means this data is the worst emission level.
2. C.F (Correction Factor) = Antenna Factor (dB/m) + Cable Loss (dB) – Preamplifier(dB).
3. Measurement (dBuV/m) = Reading(dBuV) + C.F (Correction Factor).
4. The emission levels of other frequencies are very lower than the limit and not show in test report.

EUT	BE3600 Dual-Band Wi-Fi 7 Gaming Router	Date of Test	2025-04-11
Factor	DRH18-E	Temp. / Humidity	21°C /63%
Polarity	Vertical	Site / Test Engineer	AC2 / Stanley
Test Mode	802.11be-40MHz_TX_CH 6_ANT 0+1	Test Voltage	AC 120V/60Hz

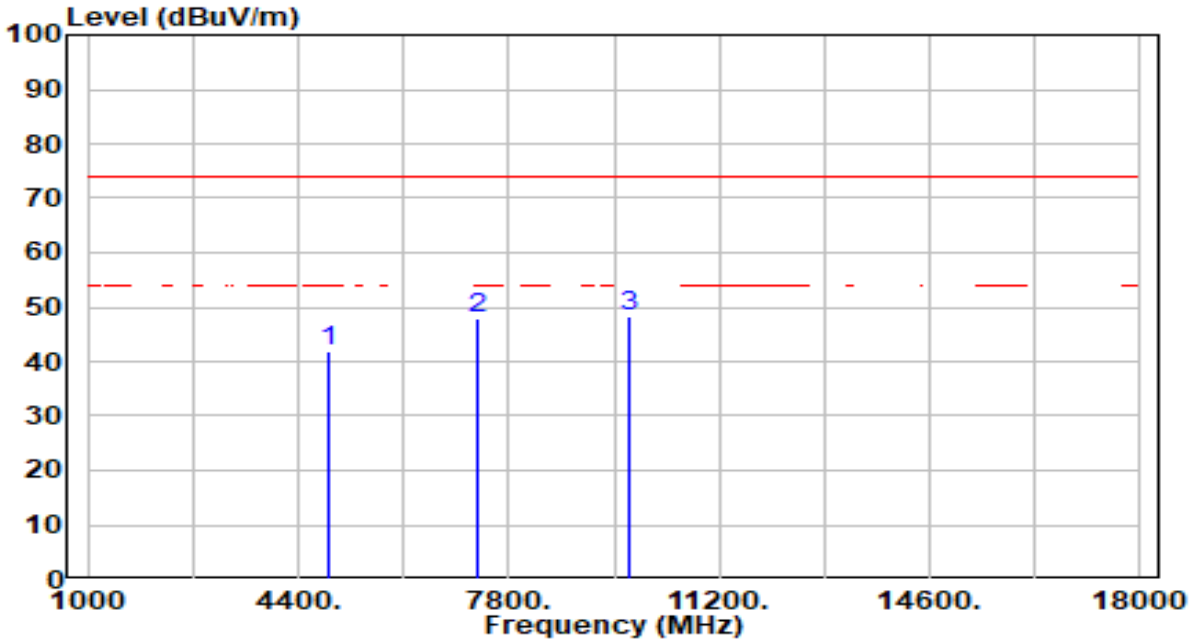

No		Frequency (MHz)	Reading (dBuV)	C.F (dB/m)	Measurement (dBuV/m)	Margin (dB)	Limit (dBuV/m)	Height (cm)	Angle (deg)	Remark (QP/PK/AV)
1		4874.000	40.63	1.21	41.84	-32.16	74.00	300	10	Peak
2		7311.000	40.85	7.25	48.10	-25.90	74.00	300	211	Peak
3	*	9748.000	41.40	6.85	48.25	-25.75	74.00	300	273	Peak

Note:

1. " *", means this data is the worst emission level.
2. C.F (Correction Factor) = Antenna Factor (dB/m) + Cable Loss (dB) – Preamplifier(dB).
3. Measurement (dBuV/m) = Reading(dBuV) + C.F (Correction Factor).
4. The emission levels of other frequencies are very lower than the limit and not show in test report.

EUT	BE3600 Dual-Band Wi-Fi 7 Gaming Router	Date of Test	2025-04-11
Factor	DRH18-E	Temp. / Humidity	21°C /63%
Polarity	Horizontal	Site / Test Engineer	AC2 / Stanley
Test Mode	802.11be-40MHz_TX_CH 9_ANT 0+1	Test Voltage	AC 120V/60Hz

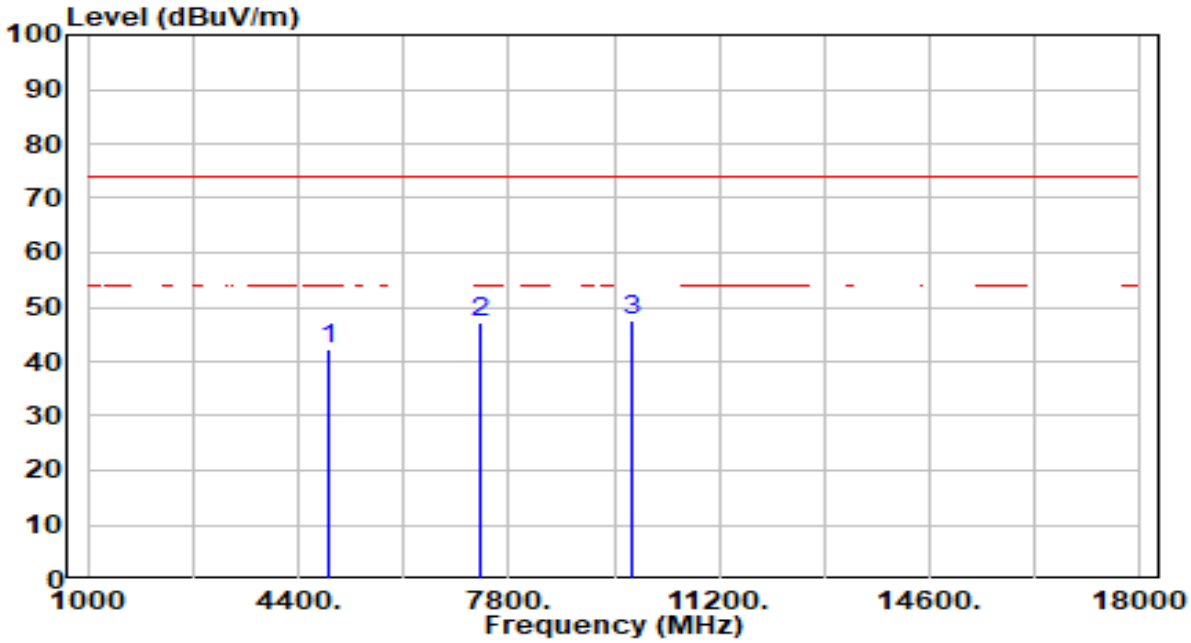

No		Frequency (MHz)	Reading (dBuV)	C.F (dB/m)	Measurement (dBuV/m)	Margin (dB)	Limit (dBuV/m)	Height (cm)	Angle (deg)	Remark (QP/PK/AV)
1		4904.000	40.81	1.28	42.09	-31.91	74.00	300	158	Peak
2		7356.000	39.83	7.25	47.08	-26.92	74.00	300	76	Peak
3	*	9808.000	40.73	6.91	47.65	-26.35	74.00	300	284	Peak

Note:

1. " *", means this data is the worst emission level.
2. C.F (Correction Factor) = Antenna Factor (dB/m) + Cable Loss (dB) – Preamplifier(dB).
3. Measurement (dBuV/m) = Reading(dBuV) + C.F (Correction Factor).
4. The emission levels of other frequencies are very lower than the limit and not show in test report.

EUT	BE3600 Dual-Band Wi-Fi 7 Gaming Router	Date of Test	2025-04-11
Factor	DRH18-E	Temp. / Humidity	21°C /63%
Polarity	Vertical	Site / Test Engineer	AC2 / Stanley
Test Mode	802.11be-40MHz_TX_CH 9_ANT 0+1	Test Voltage	AC 120V/60Hz

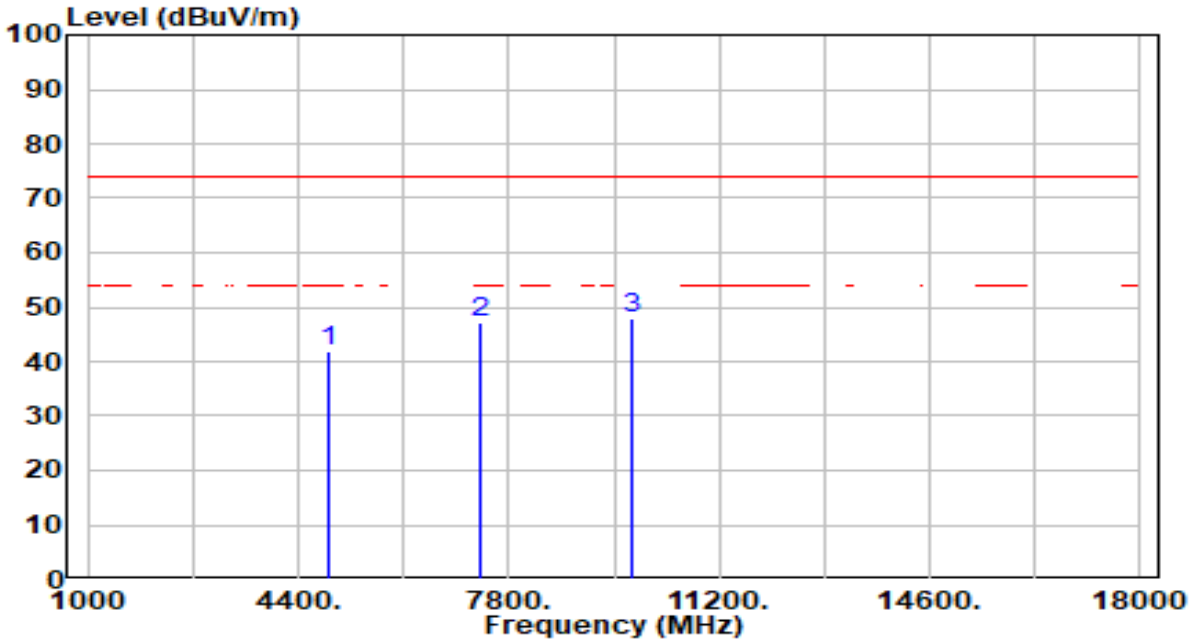

No		Frequency (MHz)	Reading (dBuV)	C.F (dB/m)	Measurement (dBuV/m)	Margin (dB)	Limit (dBuV/m)	Height (cm)	Angle (deg)	Remark (QP/PK/AV)
1		4904.000	40.59	1.28	41.87	-32.13	74.00	300	21	Peak
2		7356.000	39.90	7.25	47.15	-26.85	74.00	300	352	Peak
3	*	9808.000	41.10	6.91	48.02	-25.98	74.00	300	181	Peak

Note:

1. " *", means this data is the worst emission level.
2. C.F (Correction Factor) = Antenna Factor (dB/m) + Cable Loss (dB) – Preamplifier(dB).
3. Measurement (dBuV/m) = Reading(dBuV) + C.F (Correction Factor).
4. The emission levels of other frequencies are very lower than the limit and not show in test report.

EUT	BE3600 Dual-Band Wi-Fi Gaming Router	Date of Test	2025-04-11
Factor	BBHA 9170	Temp. / Humidity	21°C /63%
Polarity	Horizontal	Site / Test Engineer	AC2 / Stanley
Test Mode	802.11n-20MHz_TX_CH 6_ANT 0+1	Test Voltage	AC 120V/60Hz

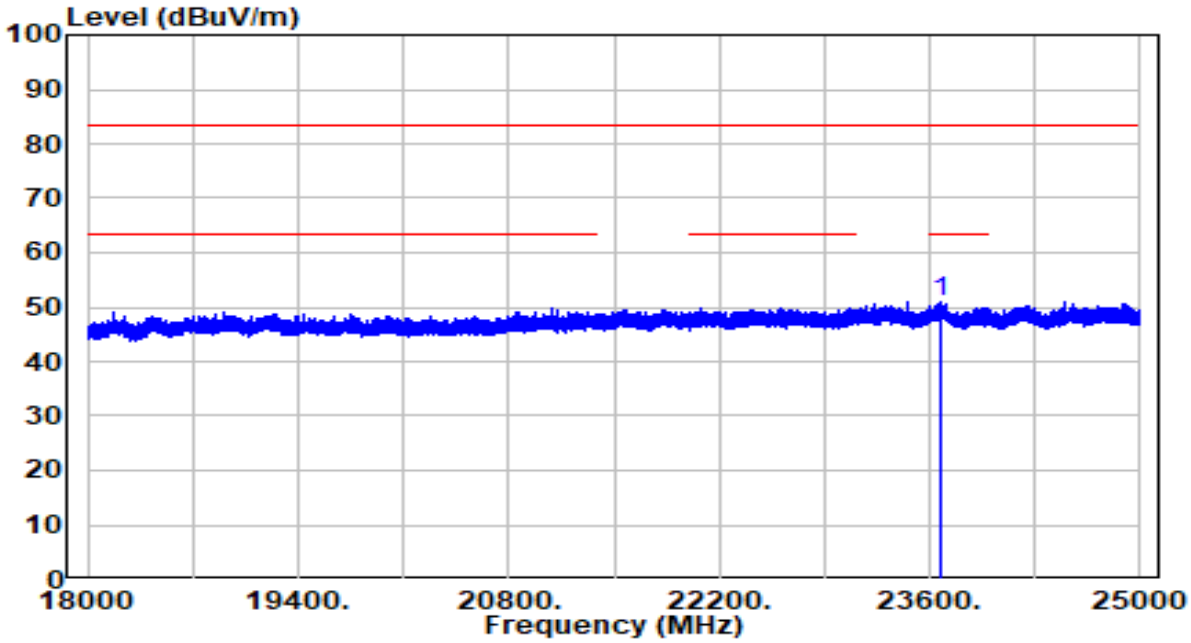

No		Frequency (MHz)	Reading (dBuV)	C.F (dB/m)	Measurement (dBuV/m)	Margin (dB)	Limit (dBuV/m)	Height (cm)	Angle (deg)	Remark (QP/PK/AV)
1	*	23666.720	38.47	12.60	51.08	-32.42	83.50	150	360	Peak

Note:

1. " *", means this data is the worst emission level.
2. C.F (Correction Factor) = Antenna Factor (dB/m) + Cable Loss (dB) – Preamplifier(dB).
3. Measurement (dBuV/m) = Reading(dBuV) + C.F (Correction Factor).
4. The emission levels of other frequencies are very lower than the limit and not show in test report.

EUT	BE3600 Dual-Band Wi-Fi Gaming Router	Date of Test	2025-04-11
Factor	BBHA 9170	Temp. / Humidity	21°C /63%
Polarity	Vertical	Site / Test Engineer	AC2 / Stanley
Test Mode	802.11n-20MHz_TX_CH 6_ANT 0+1	Test Voltage	AC 120V/60Hz

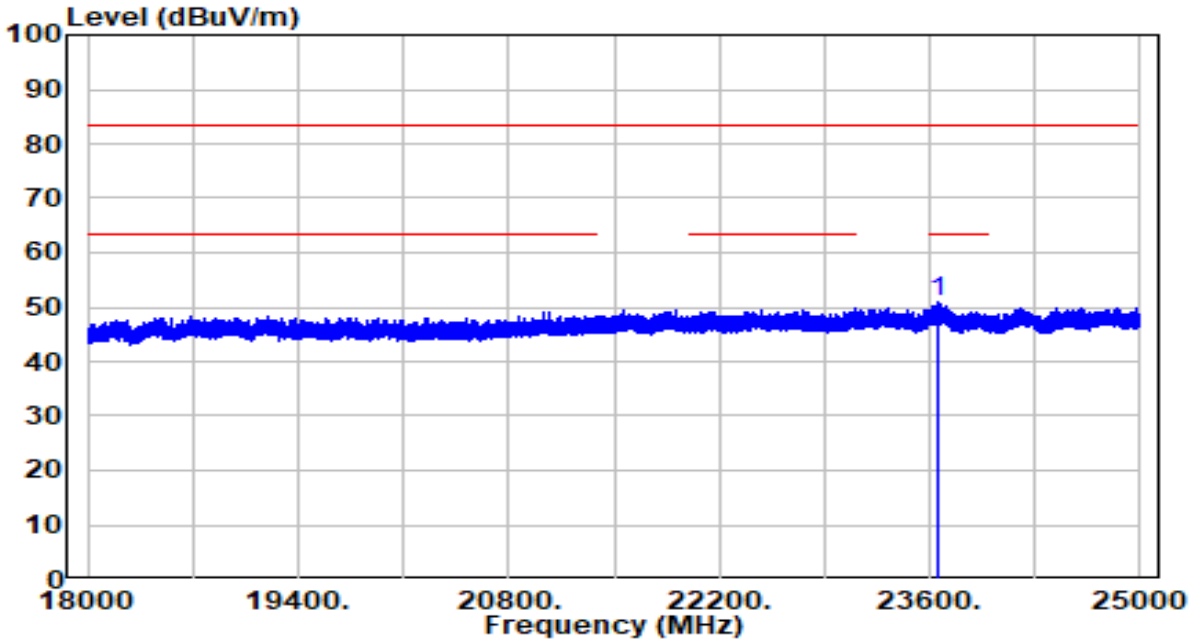

No		Frequency (MHz)	Reading (dBuV)	C.F (dB/m)	Measurement (dBuV/m)	Margin (dB)	Limit (dBuV/m)	Height (cm)	Angle (deg)	Remark (QP/PK/AV)
1	*	23646.590	38.33	12.61	50.94	-32.56	83.50	150	0	Peak

Note:

1. " *", means this data is the worst emission level.
2. C.F (Correction Factor) = Antenna Factor (dB/m) + Cable Loss (dB) – Preamplifier(dB).
3. Measurement (dBuV/m) = Reading(dBuV) + C.F (Correction Factor).
4. The emission levels of other frequencies are very lower than the limit and not show in test report.

7.7. Radiated Restricted Band Edge Measurement

7.7.1.Test Limit

For 15.205 requirement:

Radiated emissions which fall in the restricted bands, as defined in Section 15.205(a) of FCC part 15, must also comply with the radiated emission limits specified in Section 15.209(a).

Frequency (MHz)	Frequency (MHz)	Frequency (MHz)	Frequency (GHz)
0.090 - 0.110	16.42 - 16.423	399.9 - 410	4.5 - 5.15
[1] 0.495 - 0.505	16.69475 - 16.69525	608 - 614	5.35 - 5.46
2.1735 - 2.1905	16.80425 - 16.80475	960 - 1240	7.25 - 7.75
4.125 - 4.128	25.5 - 25.67	1300 - 1427	8.025 - 8.5
4.17725 - 4.17775	37.5 - 38.25	1435 - 1626.5	9.0 - 9.2
4.20725 - 4.20775	73 - 74.6	1645.5 - 1646.5	9.3 - 9.5
6.215 - 6.218	74.8 - 75.2	1660 - 1710	10.6 - 12.7
6.26775 - 6.26825	108 - 121.94	1718.8 - 1722.2	13.25 - 13.4
6.31175 - 6.31225	123 - 138	2200 - 2300	14.47 - 14.5
8.291 - 8.294	149.9 - 150.05	2310 - 2390	15.35 - 16.2
8.362 - 8.366	156.52475 - 156.52525	2483.5 - 2500	17.7 - 21.4
8.37625 - 8.38675	156.7 - 156.9	2690 - 2900	22.01 - 23.12
8.41425 - 8.41475	162.0125 - 167.17	3260 - 3267	23.6 - 24.0
12.29 - 12.293	167.72 - 173.2	3332 - 3339	31.2 - 31.8
12.51975 - 12.52025	240 - 285	3345.8 - 3358	36.43 - 36.5
12.57675 - 12.57725	322 - 335.4	3600 - 4400	([2])
13.36 - 13.41	--	--	--

All out of band emissions appearing in a restricted band as specified in Section 15.205 of the Title 47CFR must not exceed the limits shown in Table per Section 15.209.

FCC Part 15 Subpart C Paragraph 15.209 Limits		
Frequency [MHz]	Field Strength [uV/m]	Measured Distance [Meters]
0.009 - 0.490	2400/F (kHz)	300
0.490 - 1.705	24000/F (kHz)	30
1.705 - 30	30	30
30 - 88	100	3
88 - 216	150	3
216 - 960	200	3
Above 960	500	3

7.7.2.Test Procedure Used

ANSI C63.10 - 2013 Section 6.3 (General Requirements)

ANSI C63.10 - 2013 Section 6.6 (Standard test method above 1GHz)

7.7.3.Test Setting

Peak Field Strength Measurements

1. Analyzer center frequency was set to the frequency of the radiated spurious emission of interest
2. RBW = 1MHz
3. VBW = 3MHz
4. Detector = peak
5. Sweep time = auto couple
6. Trace mode = max hold
7. Trace was allowed to stabilize

Average Measurements above 1GHz (Method VB)

1. Analyzer center frequency was set to the frequency of the radiated spurious emission of interest
2. RBW = 1MHz
3. VBW; If the EUT is configured to transmit with duty cycle ≥ 98%, set VBW = 10 Hz.

   If the EUT duty cycle is < 98%, set VBW ≥ 1/T. T is the minimum transmission duration.
4. Detector = Peak
5. Sweep time = auto
6. Trace mode = max hold
7. Trace was allowed to stabilize

7.7.4.Test Setup

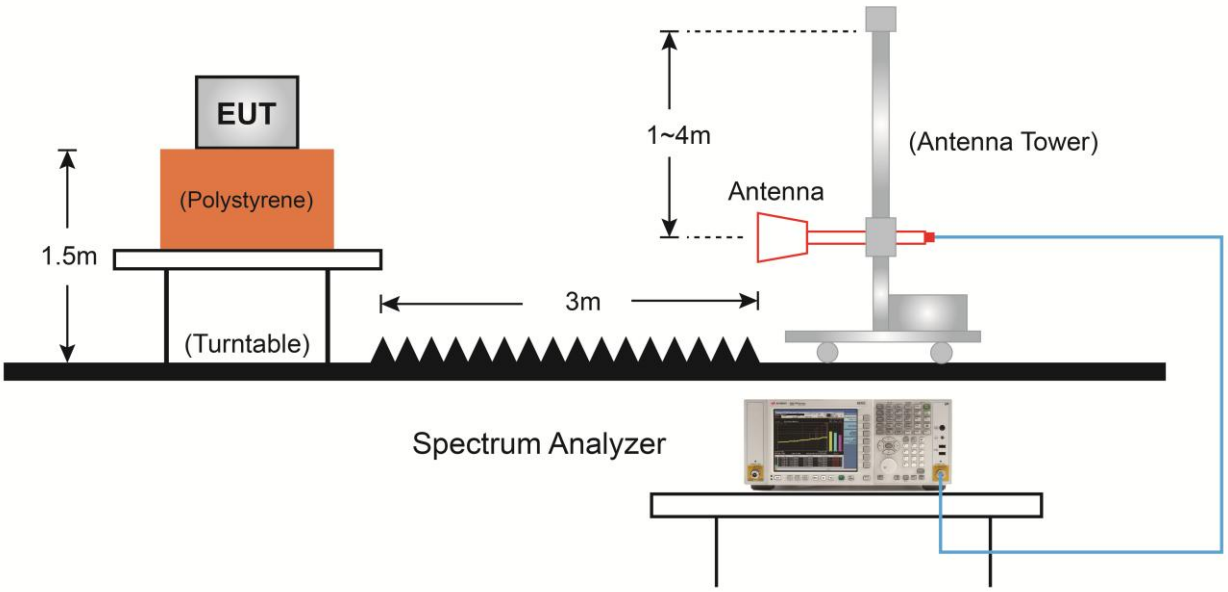

7.7.5.Test Result

EUT	BE3600 Dual-Band Wi-Fi 7 Gaming Router	Date of Test	2025-04-17
Factor	DRH18-E	Temp. / Humidity	21°C /63%
Polarity	Horizontal	Site / Test Engineer	AC2 / Aby
Test Mode	802.11b_TX_CH 1_ANT 0+1	Test Voltage	AC 120V/60Hz

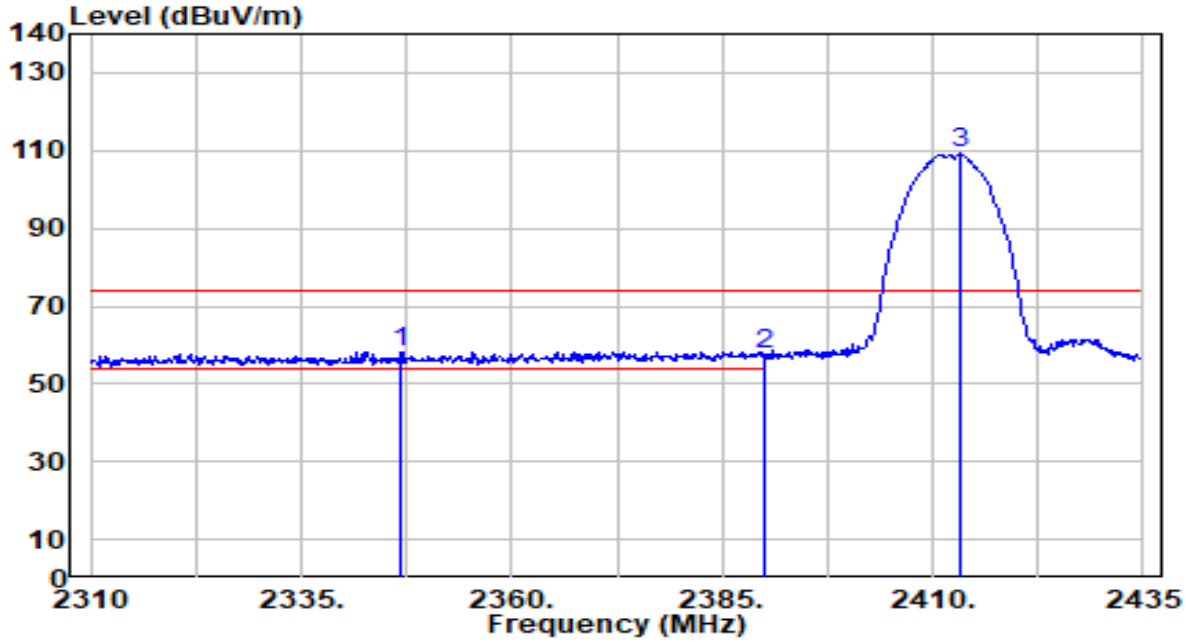

No		Frequency (MHz)	Reading (dBuV)	C.F (dB/m)	Measurement (dBuV/m)	Margin (dB)	Limit (dBuV/m)	Height (cm)	Angle (deg)	Remark (QP/PK/AV)
1	*	2346.750	27.06	31.29	58.35	-15.65	74.00	295	60	Peak
2		2390.000	26.02	31.43	57.45	-16.55	74.00	295	60	Peak
3		2413.250	77.60	31.50	109.10	N/A	N/A	295	60	Peak

Note:

1. " *", means this data is the worst emission level.
2. C.F (Correction Factor) = Antenna Factor (dB/m)+ Cable Loss (dB).
3. Measurement (dBuV/m) = Reading(dBuV) + C.F (Correction Factor).
4. The emission levels of other frequencies are very lower than the limit and not show in test report.

EUT	BE3600 Dual-Band Wi-Fi 7 Gaming Router	Date of Test	2025-04-17
Factor	DRH18-E	Temp. / Humidity	21°C /63%
Polarity	Horizontal	Site / Test Engineer	AC2 / Aby
Test Mode	802.11b_TX_CH 1_ANT 0+1	Test Voltage	AC 120V/60Hz

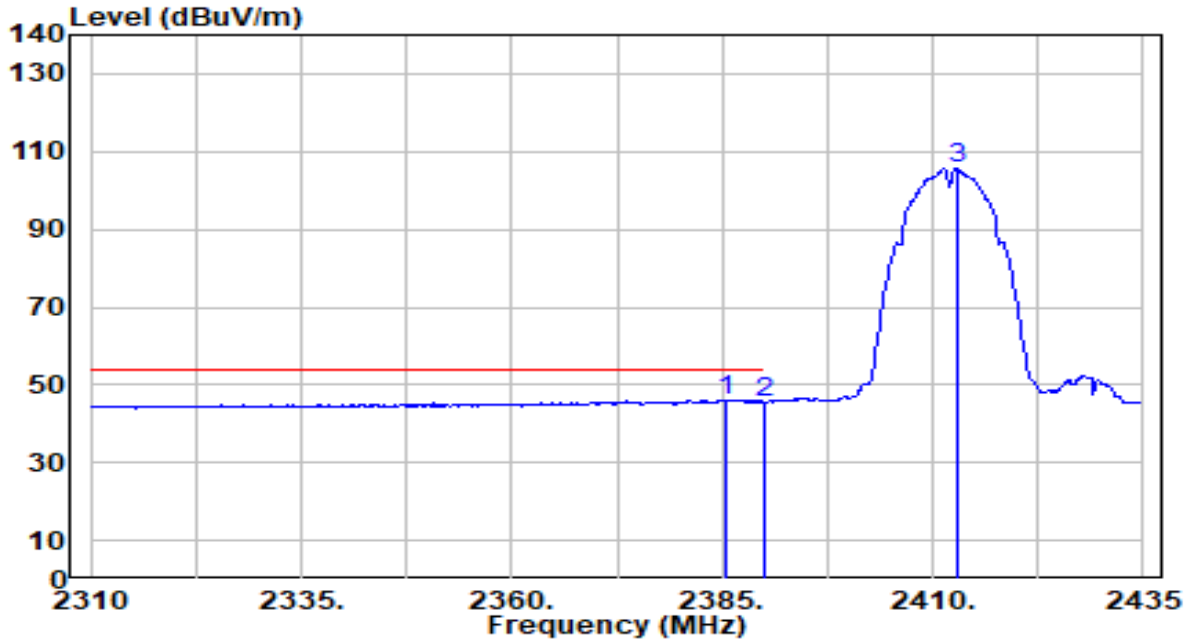

No		Frequency (MHz)	Reading (dBuV)	C.F (dB/m)	Measurement (dBuV/m)	Margin (dB)	Limit (dBuV/m)	Height (cm)	Angle (deg)	Remark (QP/PK/AV)
1	*	2385.500	14.65	31.41	46.06	-7.94	54.00	295	60	Average
2		2390.000	14.16	31.43	45.58	-8.42	54.00	295	60	Average
3		2412.875	74.00	31.50	105.50	N/A	N/A	295	60	Average

Note:

1. " *", means this data is the worst emission level.
2. C.F (Correction Factor) = Antenna Factor (dB/m)+ Cable Loss (dB).
3. Measurement (dBuV/m) = Reading(dBuV) + C.F (Correction Factor).
4. The emission levels of other frequencies are very lower than the limit and not show in test report.

EUT	BE3600 Dual-Band Wi-Fi 7 Gaming Router	Date of Test	2025-04-17
Factor	DRH18-E	Temp. / Humidity	21°C /63%
Polarity	Vertical	Site / Test Engineer	AC2 / Aby
Test Mode	802.11b_TX_CH 1_ANT 0+1	Test Voltage	AC 120V/60Hz

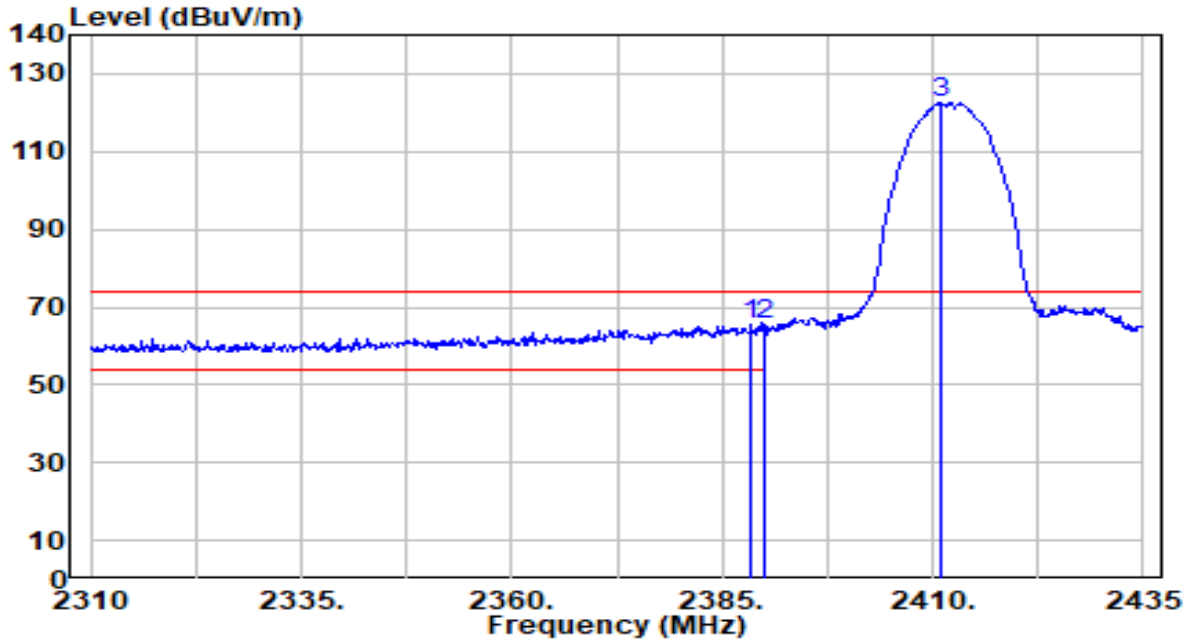

No		Frequency (MHz)	Reading (dBuV)	C.F (dB/m)	Measurement (dBuV/m)	Margin (dB)	Limit (dBuV/m)	Height (cm)	Angle (deg)	Remark (QP/PK/AV)
1	*	2388.375	34.10	31.42	65.52	-8.48	74.00	170	348	Peak
2		2390.000	33.83	31.43	65.26	-8.74	74.00	170	348	Peak
3		2411.000	91.00	31.49	122.49	N/A	N/A	170	348	Peak

Note:

1. " *", means this data is the worst emission level.
2. C.F (Correction Factor) = Antenna Factor (dB/m)+ Cable Loss (dB).
3. Measurement (dBuV/m) = Reading(dBuV) + C.F (Correction Factor).
4. The emission levels of other frequencies are very lower than the limit and not show in test report.

EUT	BE3600 Dual-Band Wi-Fi 7 Gaming Router	Date of Test	2025-04-17
Factor	DRH18-E	Temp. / Humidity	21°C /63%
Polarity	Vertical	Site / Test Engineer	AC2 / Aby
Test Mode	802.11b_TX_CH 1_ANT 0+1	Test Voltage	AC 120V/60Hz

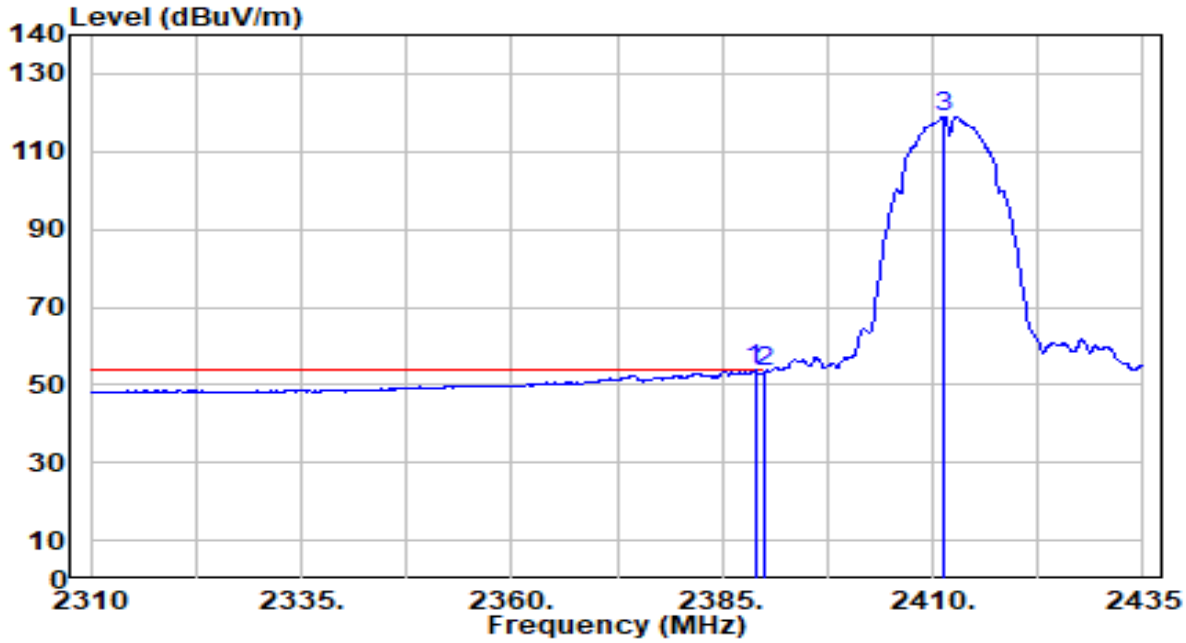

No		Frequency (MHz)	Reading (dBuV)	C.F (dB/m)	Measurement (dBuV/m)	Margin (dB)	Limit (dBuV/m)	Height (cm)	Angle (deg)	Remark (QP/PK/AV)
1	*	2388.875	22.36	31.42	53.78	-0.22	54.00	170	348	Average
2		2390.000	21.89	31.43	53.31	-0.69	54.00	170	348	Average
3		2411.250	87.47	31.49	118.96	N/A	N/A	170	348	Average

Note:

1. " *", means this data is the worst emission level.
2. C.F (Correction Factor) = Antenna Factor (dB/m)+ Cable Loss (dB).
3. Measurement (dBuV/m) = Reading(dBuV) + C.F (Correction Factor).
4. The emission levels of other frequencies are very lower than the limit and not show in test report.

EUT	BE3600 Dual-Band Wi-Fi 7 Gaming Router	Date of Test	2025-04-17
Factor	DRH18-E	Temp. / Humidity	21°C /63%
Polarity	Horizontal	Site / Test Engineer	AC2 / Aby
Test Mode	802.11b_TX_CH 2_ANT 0+1	Test Voltage	AC 120V/60Hz

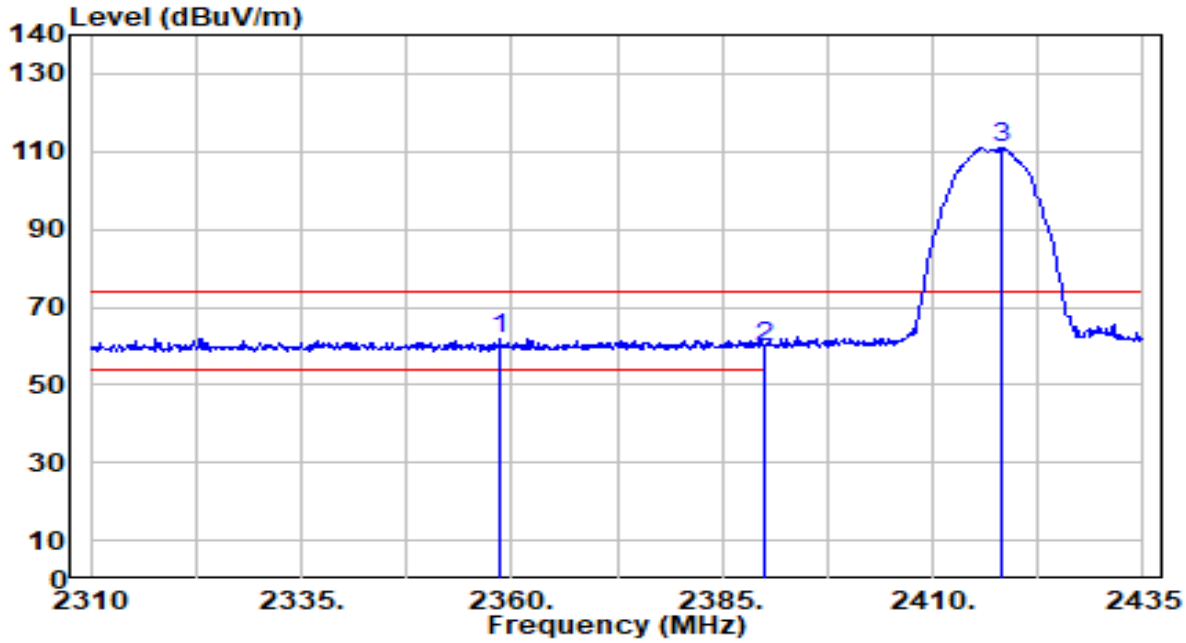

No		Frequency (MHz)	Reading (dBuV)	C.F (dB/m)	Measurement (dBuV/m)	Margin (dB)	Limit (dBuV/m)	Height (cm)	Angle (deg)	Remark (QP/PK/AV)
1	*	2358.625	30.58	31.33	61.91	-12.09	74.00	137	215	Peak
2		2390.000	28.43	31.43	59.86	-14.14	74.00	137	215	Peak
3		2418.250	79.36	31.51	110.87	N/A	N/A	137	215	Peak

Note:

1. " *", means this data is the worst emission level.
2. C.F (Correction Factor) = Antenna Factor (dB/m)+ Cable Loss (dB).
3. Measurement (dBuV/m) = Reading(dBuV) + C.F (Correction Factor).
4. The emission levels of other frequencies are very lower than the limit and not show in test report.

EUT	BE3600 Dual-Band Wi-Fi 7 Gaming Router	Date of Test	2025-04-17
Factor	DRH18-E	Temp. / Humidity	21°C /63%
Polarity	Horizontal	Site / Test Engineer	AC2 / Aby
Test Mode	802.11b_TX_CH 2_ANT 0+1	Test Voltage	AC 120V/60Hz

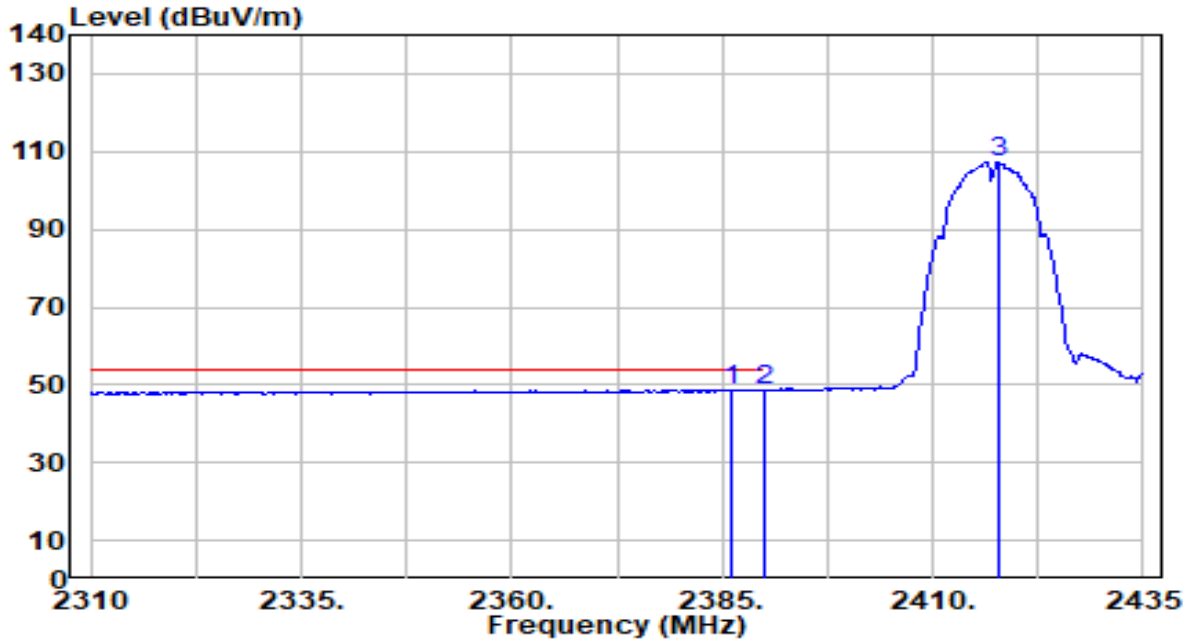

No		Frequency (MHz)	Reading (dBuV)	C.F (dB/m)	Measurement (dBuV/m)	Margin (dB)	Limit (dBuV/m)	Height (cm)	Angle (deg)	Remark (QP/PK/AV)
1	*	2386.250	17.31	31.41	48.72	-5.28	54.00	137	215	Average
2		2390.000	17.10	31.43	48.53	-5.47	54.00	137	215	Average
3		2417.875	75.74	31.51	107.25	N/A	N/A	137	215	Average

Note:

1. " *", means this data is the worst emission level.
2. C.F (Correction Factor) = Antenna Factor (dB/m)+ Cable Loss (dB).
3. Measurement (dBuV/m) = Reading(dBuV) + C.F (Correction Factor).
4. The emission levels of other frequencies are very lower than the limit and not show in test report.

EUT	BE3600 Dual-Band Wi-Fi 7 Gaming Router	Date of Test	2025-04-17
Factor	DRH18-E	Temp. / Humidity	21°C /63%
Polarity	Vertical	Site / Test Engineer	AC2 / Aby
Test Mode	802.11b_TX_CH 2_ANT 0+1	Test Voltage	AC 120V/60Hz

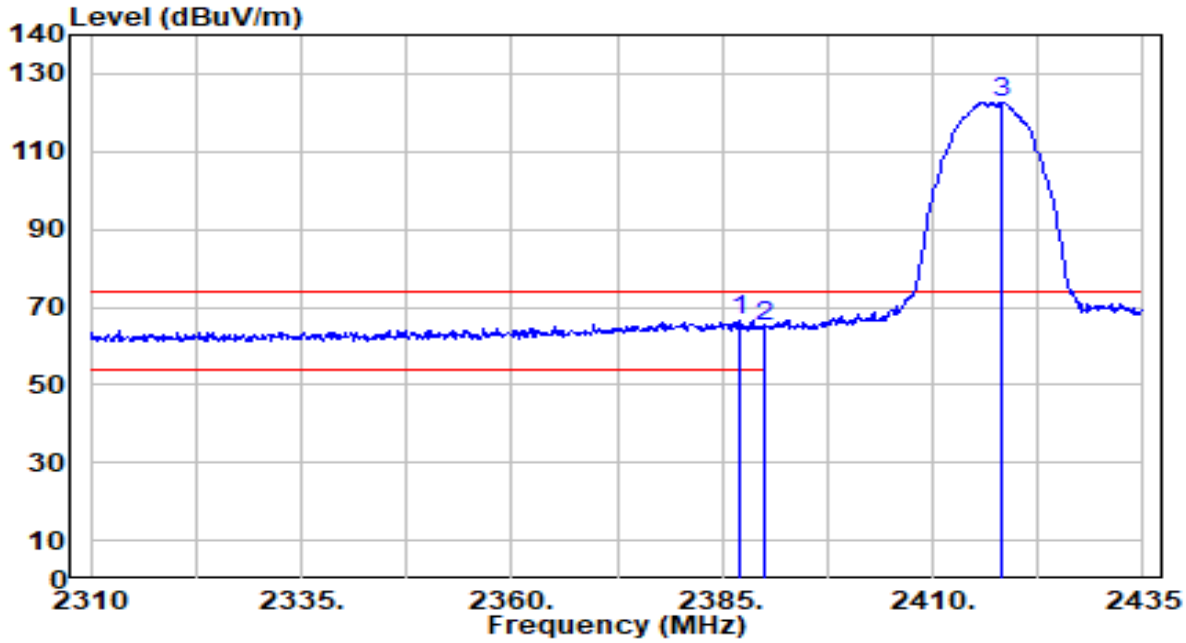

No		Frequency (MHz)	Reading (dBuV)	C.F (dB/m)	Measurement (dBuV/m)	Margin (dB)	Limit (dBuV/m)	Height (cm)	Angle (deg)	Remark (QP/PK/AV)
1	*	2387.000	35.14	31.42	66.55	-7.45	74.00	164	196	Peak
2		2390.000	33.53	31.43	64.95	-9.05	74.00	164	196	Peak
3		2418.250	91.01	31.51	122.52	N/A	N/A	164	196	Peak

Note:

1. " *", means this data is the worst emission level.
2. C.F (Correction Factor) = Antenna Factor (dB/m)+ Cable Loss (dB).
3. Measurement (dBuV/m) = Reading(dBuV) + C.F (Correction Factor).
4. The emission levels of other frequencies are very lower than the limit and not show in test report.

EUT	BE3600 Dual-Band Wi-Fi 7 Gaming Router	Date of Test	2025-04-17
Factor	DRH18-E	Temp. / Humidity	21°C /63%
Polarity	Vertical	Site / Test Engineer	AC2 / Aby
Test Mode	802.11b_TX_CH 2_ANT 0+1	Test Voltage	AC 120V/60Hz

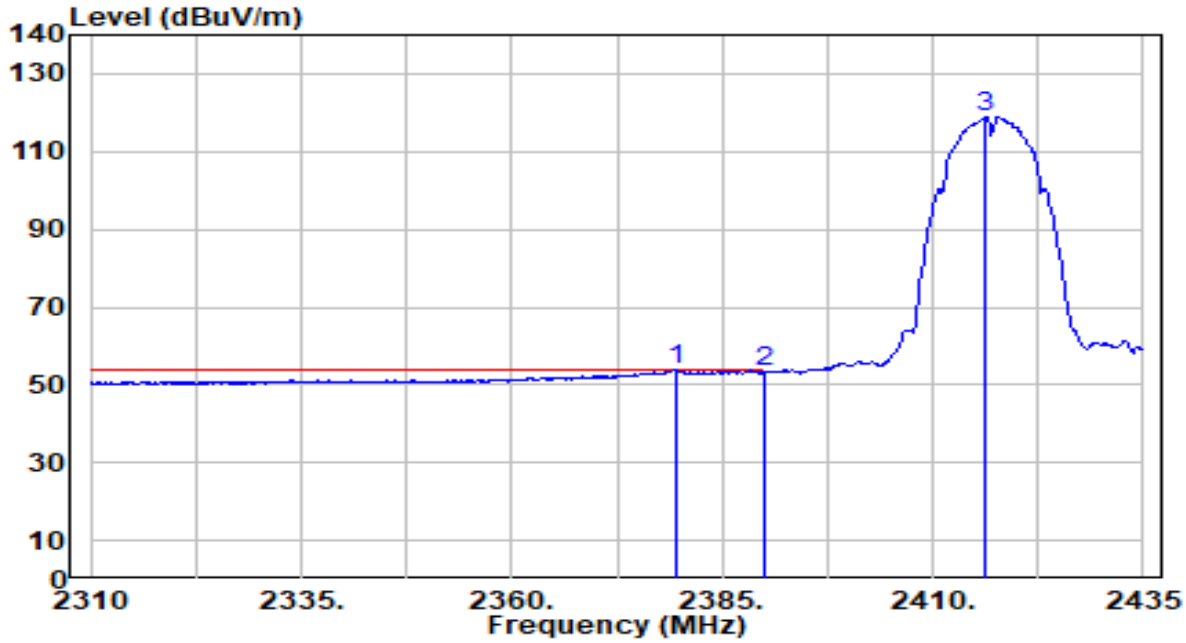

No		Frequency (MHz)	Reading (dBuV)	C.F (dB/m)	Measurement (dBuV/m)	Margin (dB)	Limit (dBuV/m)	Height (cm)	Angle (deg)	Remark (QP/PK/AV)
1	*	2379.500	22.51	31.39	53.90	-0.10	54.00	164	196	Average
2		2390.000	21.84	31.43	53.26	-0.74	54.00	164	196	Average
3		2416.250	87.50	31.51	119.00	N/A	N/A	164	196	Average

Note:

1. " *", means this data is the worst emission level.
2. C.F (Correction Factor) = Antenna Factor (dB/m)+ Cable Loss (dB).
3. Measurement (dBuV/m) = Reading(dBuV) + C.F (Correction Factor).
4. The emission levels of other frequencies are very lower than the limit and not show in test report.

EUT	BE3600 Dual-Band Wi-Fi 7 Gaming Router	Date of Test	2025-04-17
Factor	DRH18-E	Temp. / Humidity	21°C /63%
Polarity	Horizontal	Site / Test Engineer	AC2 / Aby
Test Mode	802.11g_TX_CH 3_ANT 0+1	Test Voltage	AC 120V/60Hz

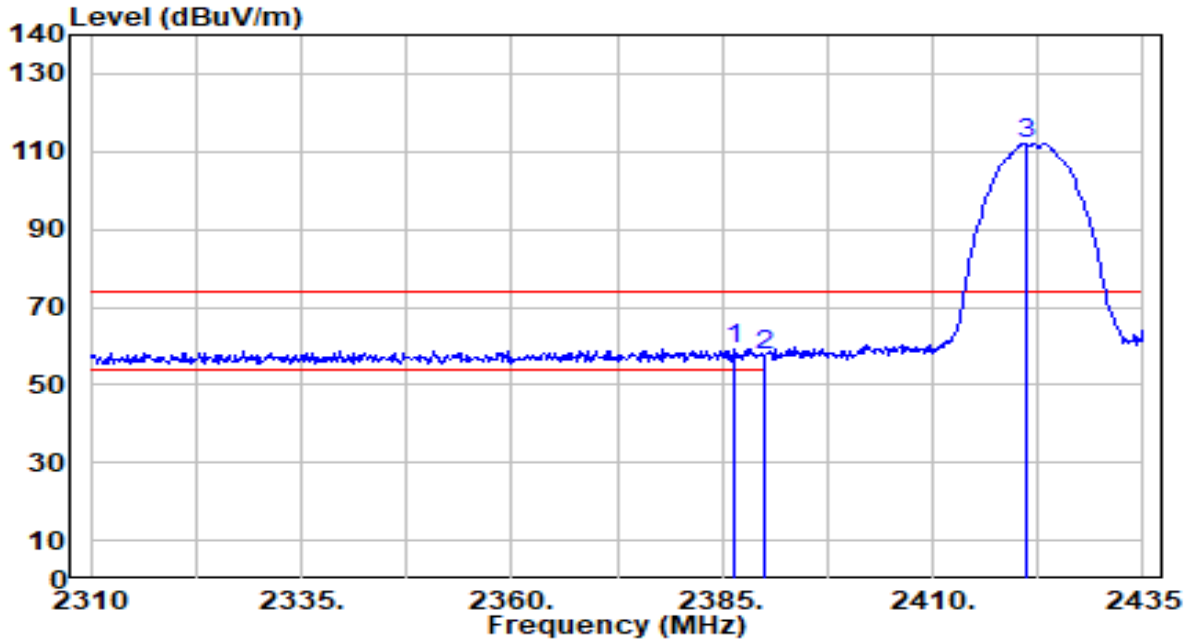

No		Frequency (MHz)	Reading (dBuV)	C.F (dB/m)	Measurement (dBuV/m)	Margin (dB)	Limit (dBuV/m)	Height (cm)	Angle (deg)	Remark (QP/PK/AV)
1	*	2386.500	27.82	31.41	59.23	-14.77	74.00	135	216	Peak
2		2390.000	26.13	31.43	57.56	-16.44	74.00	135	216	Peak
3		2421.000	80.65	31.52	112.17	N/A	N/A	135	216	Peak

Note:

1. " *", means this data is the worst emission level.
2. C.F (Correction Factor) = Antenna Factor (dB/m)+ Cable Loss (dB).
3. Measurement (dBuV/m) = Reading(dBuV) + C.F (Correction Factor).
4. The emission levels of other frequencies are very lower than the limit and not show in test report.

EUT	BE3600 Dual-Band Wi-Fi 7 Gaming Router	Date of Test	2025-04-17
Factor	DRH18-E	Temp. / Humidity	21°C /63%
Polarity	Horizontal	Site / Test Engineer	AC2 / Aby
Test Mode	802.11g_TX_CH 3_ANT 0+1	Test Voltage	AC 120V/60Hz

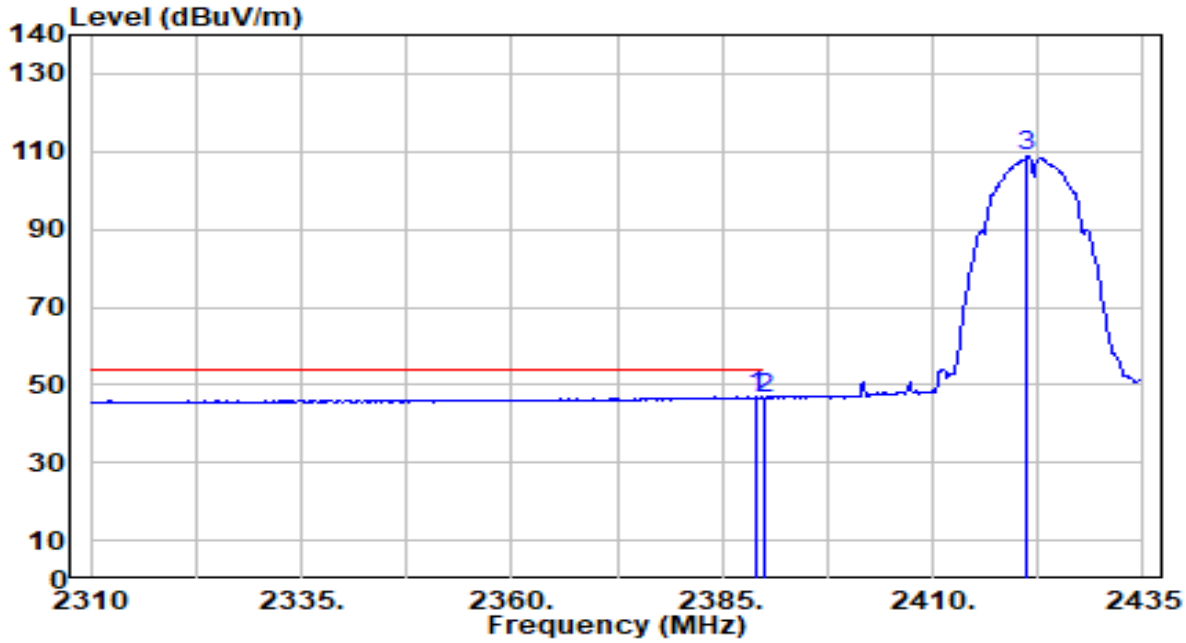

No		Frequency (MHz)	Reading (dBuV)	C.F (dB/m)	Measurement (dBuV/m)	Margin (dB)	Limit (dBuV/m)	Height (cm)	Angle (deg)	Remark (QP/PK/AV)
1	*	2389.000	15.37	31.42	46.79	-7.21	54.00	135	216	Average
2		2390.000	15.29	31.43	46.71	-7.29	54.00	135	216	Average
3		2421.250	77.13	31.52	108.65	N/A	N/A	135	216	Average

Note:

1. " *", means this data is the worst emission level.
2. C.F (Correction Factor) = Antenna Factor (dB/m)+ Cable Loss (dB).
3. Measurement (dBuV/m) = Reading(dBuV) + C.F (Correction Factor).
4. The emission levels of other frequencies are very lower than the limit and not show in test report.

EUT	BE3600 Dual-Band Wi-Fi 7 Gaming Router	Date of Test	2025-04-17
Factor	DRH18-E	Temp. / Humidity	21°C /63%
Polarity	Vertical	Site / Test Engineer	AC2 / Aby
Test Mode	802.11g_TX_CH 3_ANT 0+1	Test Voltage	AC 120V/60Hz

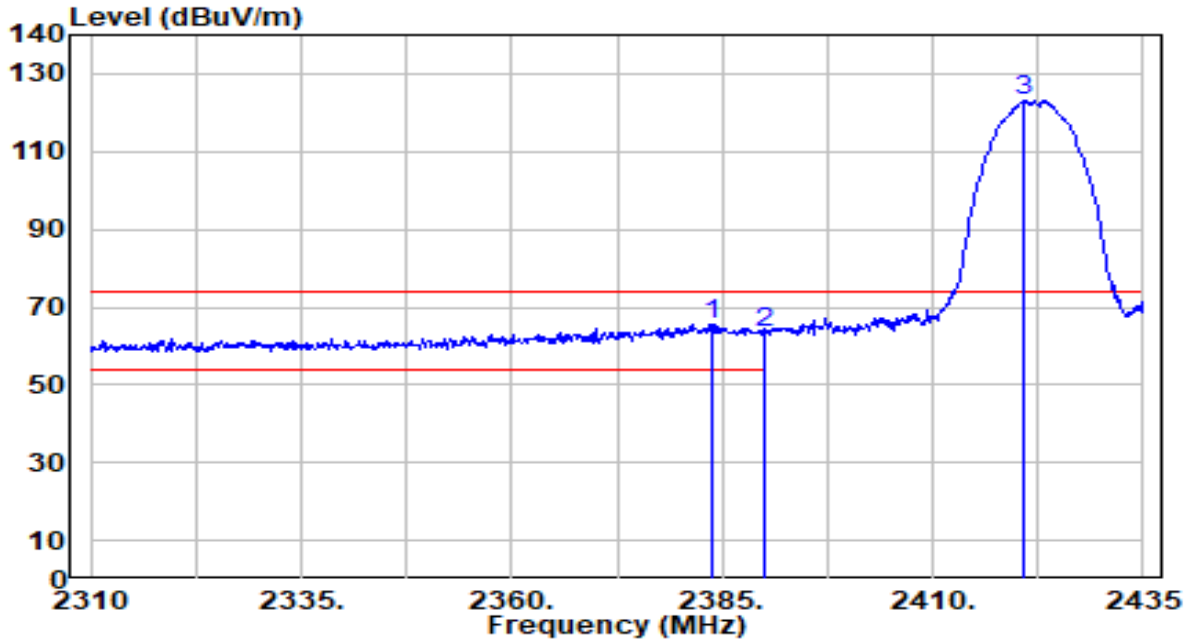

No		Frequency (MHz)	Reading (dBuV)	C.F (dB/m)	Measurement (dBuV/m)	Margin (dB)	Limit (dBuV/m)	Height (cm)	Angle (deg)	Remark (QP/PK/AV)
1	*	2383.750	34.35	31.41	65.76	-8.24	74.00	170	38	Peak
2		2390.000	32.14	31.43	63.57	-10.43	74.00	170	38	Peak
3		2420.875	91.36	31.52	122.88	N/A	N/A	170	38	Peak

Note:

1. " *", means this data is the worst emission level.
2. C.F (Correction Factor) = Antenna Factor (dB/m)+ Cable Loss (dB).
3. Measurement (dBuV/m) = Reading(dBuV) + C.F (Correction Factor).
4. The emission levels of other frequencies are very lower than the limit and not show in test report.

EUT	BE3600 Dual-Band Wi-Fi 7 Gaming Router	Date of Test	2025-04-17
Factor	DRH18-E	Temp. / Humidity	21°C /63%
Polarity	Vertical	Site / Test Engineer	AC2 / Aby
Test Mode	802.11g_TX_CH 3_ANT 0+1	Test Voltage	AC 120V/60Hz

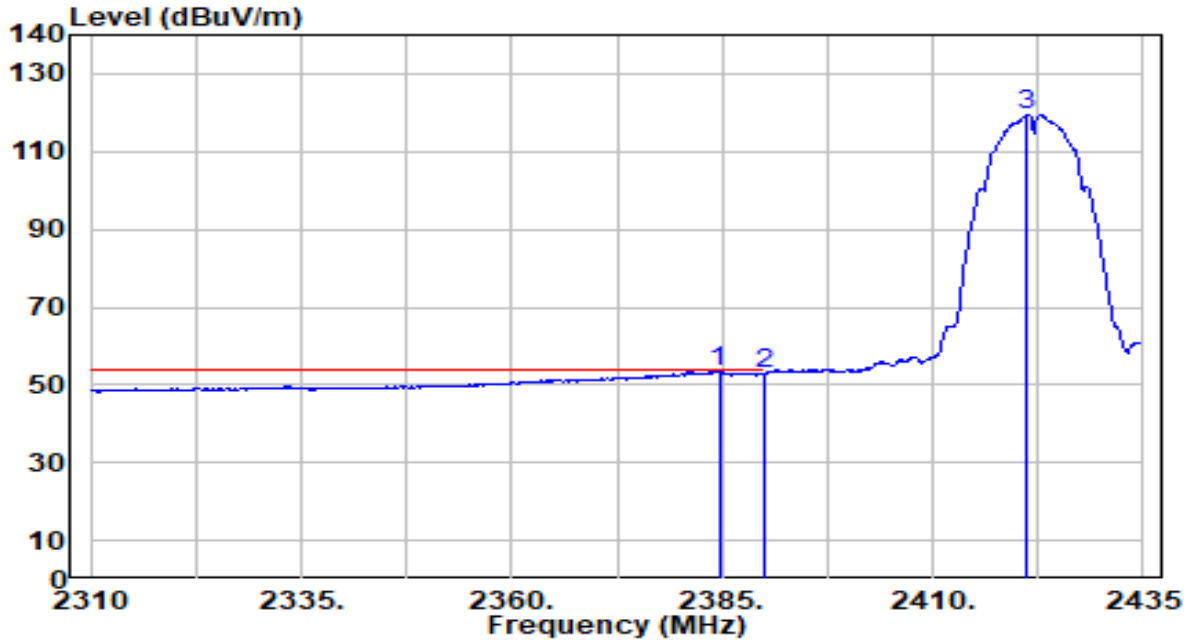

No		Frequency (MHz)	Reading (dBuV)	C.F (dB/m)	Measurement (dBuV/m)	Margin (dB)	Limit (dBuV/m)	Height (cm)	Angle (deg)	Remark (QP/PK/AV)
1	*	2384.625	22.19	31.41	53.60	-0.40	54.00	170	38	Average
2		2390.000	21.38	31.43	52.80	-1.20	54.00	170	38	Average
3		2421.250	87.96	31.52	119.48	N/A	N/A	170	38	Average

Note:

1. " *", means this data is the worst emission level.
2. C.F (Correction Factor) = Antenna Factor (dB/m)+ Cable Loss (dB).
3. Measurement (dBuV/m) = Reading(dBuV) + C.F (Correction Factor).
4. The emission levels of other frequencies are very lower than the limit and not show in test report.

EUT	BE3600 Dual-Band Wi-Fi 7 Gaming Router	Date of Test	2025-04-17
Factor	DRH18-E	Temp. / Humidity	21°C /63%
Polarity	Horizontal	Site / Test Engineer	AC2 / Aby
Test Mode	802.11b_TX_CH 6_ANT 0+1	Test Voltage	AC 120V/60Hz

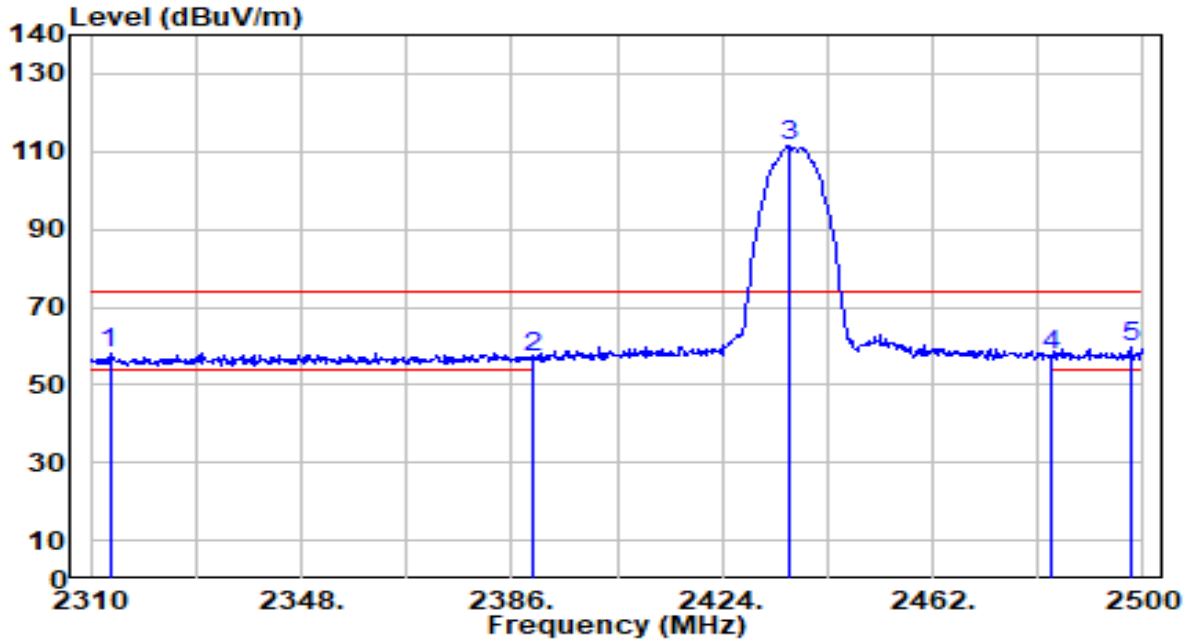

No		Frequency (MHz)	Reading (dBuV)	C.F (dB/m)	Measurement (dBuV/m)	Margin (dB)	Limit (dBuV/m)	Height (cm)	Angle (deg)	Remark (QP/PK/AV)
1		2313.420	27.13	31.19	58.32	-15.68	74.00	285	118	Peak
2		2390.000	25.53	31.43	56.95	-17.05	74.00	285	118	Peak
3		2435.970	79.77	31.57	111.33	N/A	N/A	285	118	Peak
4		2483.500	25.66	31.71	57.37	-16.63	74.00	285	118	Peak
5	*	2497.720	27.79	31.75	59.55	-14.45	74.00	285	118	Peak

Note:

1. " *", means this data is the worst emission level.
2. C.F (Correction Factor) = Antenna Factor (dB/m)+ Cable Loss (dB).
3. Measurement (dBuV/m) = Reading(dBuV) + C.F (Correction Factor).
4. The emission levels of other frequencies are very lower than the limit and not show in test report.

EUT	BE3600 Dual-Band Wi-Fi 7 Gaming Router	Date of Test	2025-04-17
Factor	DRH18-E	Temp. / Humidity	21°C /63%
Polarity	Horizontal	Site / Test Engineer	AC2 / Aby
Test Mode	802.11b_TX_CH 6_ANT 0+1	Test Voltage	AC 120V/60Hz

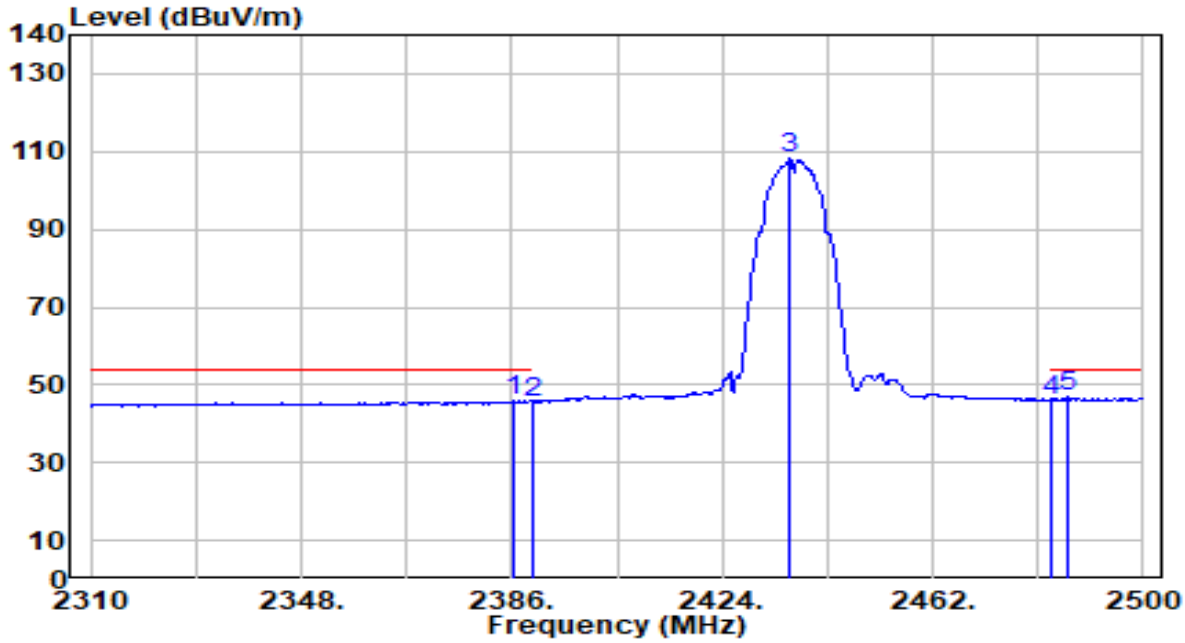

No		Frequency (MHz)	Reading (dBuV)	C.F (dB/m)	Measurement (dBuV/m)	Margin (dB)	Limit (dBuV/m)	Height (cm)	Angle (deg)	Remark (QP/PK/AV)
1		2386.570	14.33	31.42	45.75	-8.25	54.00	285	118	Average
2		2390.000	14.16	31.43	45.59	-8.41	54.00	285	118	Average
3		2436.350	76.48	31.57	108.05	N/A	N/A	285	118	Average
4		2483.500	14.43	31.71	46.14	-7.86	54.00	285	118	Average
5	*	2486.320	15.07	31.72	46.78	-7.22	54.00	285	118	Average

Note:

1. " *", means this data is the worst emission level.
2. C.F (Correction Factor) = Antenna Factor (dB/m)+ Cable Loss (dB).
3. Measurement (dBuV/m) = Reading(dBuV) + C.F (Correction Factor).
4. The emission levels of other frequencies are very lower than the limit and not show in test report.

EUT	BE3600 Dual-Band Wi-Fi 7 Gaming Router	Date of Test	2025-04-17
Factor	DRH18-E	Temp. / Humidity	21°C /63%
Polarity	Vertical	Site / Test Engineer	AC2 / Aby
Test Mode	802.11b_TX_CH 6_ANT 0+1	Test Voltage	AC 120V/60Hz

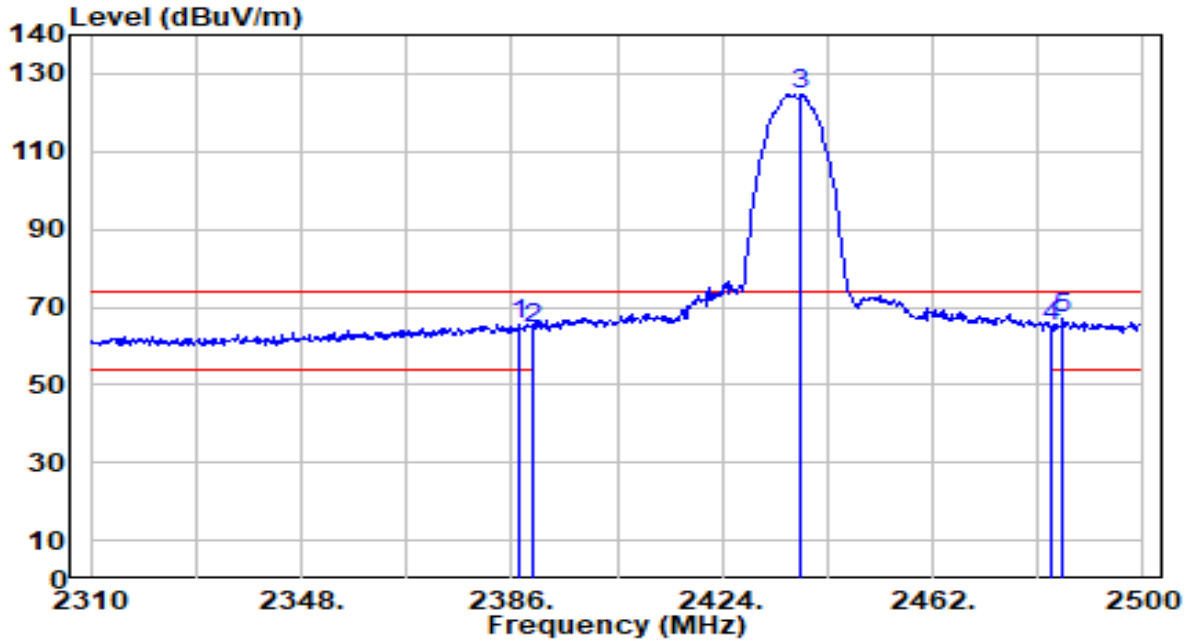

No		Frequency (MHz)	Reading (dBuV)	C.F (dB/m)	Measurement (dBuV/m)	Margin (dB)	Limit (dBuV/m)	Height (cm)	Angle (deg)	Remark (QP/PK/AV)
1		2387.330	34.30	31.42	65.71	-8.29	74.00	164	350	Peak
2		2390.000	32.87	31.43	64.29	-9.71	74.00	164	350	Peak
3		2438.250	93.22	31.57	124.80	N/A	N/A	164	350	Peak
4		2483.500	33.12	31.71	64.83	-9.17	74.00	164	350	Peak
5	*	2485.560	35.29	31.72	67.00	-7.00	74.00	164	350	Peak

Note:

1. " *", means this data is the worst emission level.
2. C.F (Correction Factor) = Antenna Factor (dB/m)+ Cable Loss (dB).
3. Measurement (dBuV/m) = Reading(dBuV) + C.F (Correction Factor).
4. The emission levels of other frequencies are very lower than the limit and not show in test report.

EUT	BE3600 Dual-Band Wi-Fi 7 Gaming Router	Date of Test	2025-04-17
Factor	DRH18-E	Temp. / Humidity	21°C /63%
Polarity	Vertical	Site / Test Engineer	AC2 / Aby
Test Mode	802.11b_TX_CH 6_ANT 0+1	Test Voltage	AC 120V/60Hz

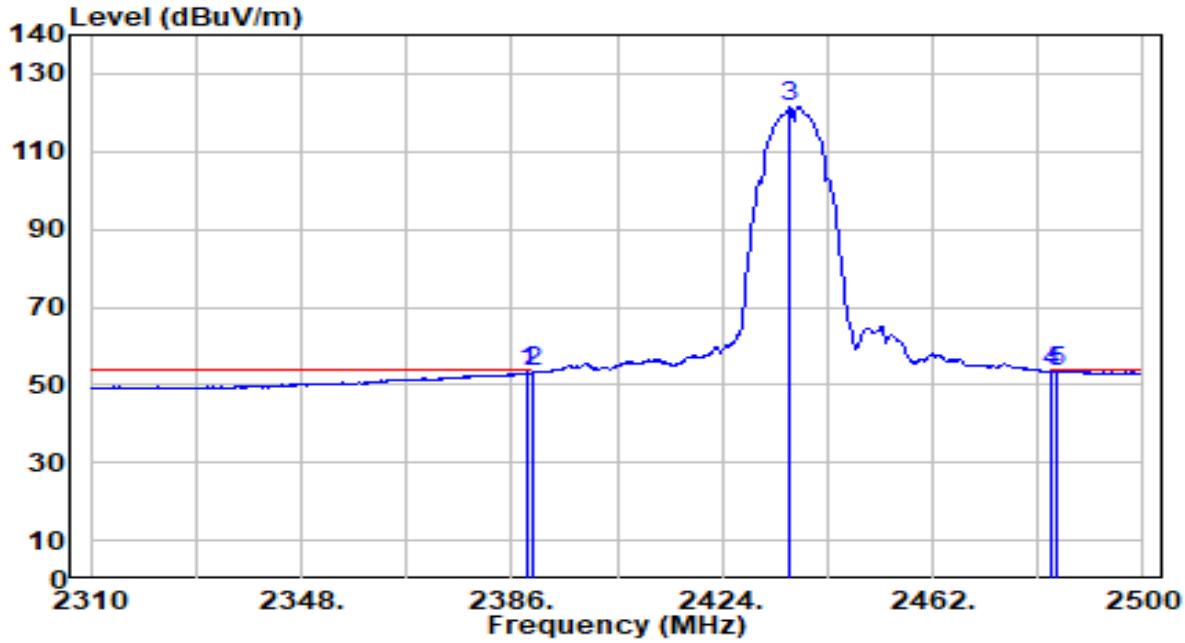

No		Frequency (MHz)	Reading (dBuV)	C.F (dB/m)	Measurement (dBuV/m)	Margin (dB)	Limit (dBuV/m)	Height (cm)	Angle (deg)	Remark (QP/PK/AV)
1		2388.660	21.85	31.42	53.27	-0.73	54.00	164	350	Average
2		2390.000	21.84	31.43	53.26	-0.74	54.00	164	350	Average
3		2436.160	89.76	31.57	121.32	N/A	N/A	164	350	Average
4		2483.500	21.61	31.71	53.32	-0.68	54.00	164	350	Average
5	*	2484.420	21.68	31.71	53.40	-0.60	54.00	164	350	Average

Note:

1. " *", means this data is the worst emission level.
2. C.F (Correction Factor) = Antenna Factor (dB/m)+ Cable Loss (dB).
3. Measurement (dBuV/m) = Reading(dBuV) + C.F (Correction Factor).
4. The emission levels of other frequencies are very lower than the limit and not show in test report.

EUT	BE3600 Dual-Band Wi-Fi 7 Gaming Router	Date of Test	2025-04-17
Factor	DRH18-E	Temp. / Humidity	21°C /63%
Polarity	Horizontal	Site / Test Engineer	AC2 / Aby
Test Mode	802.11b_TX_CH 9_ANT 0+1	Test Voltage	AC 120V/60Hz

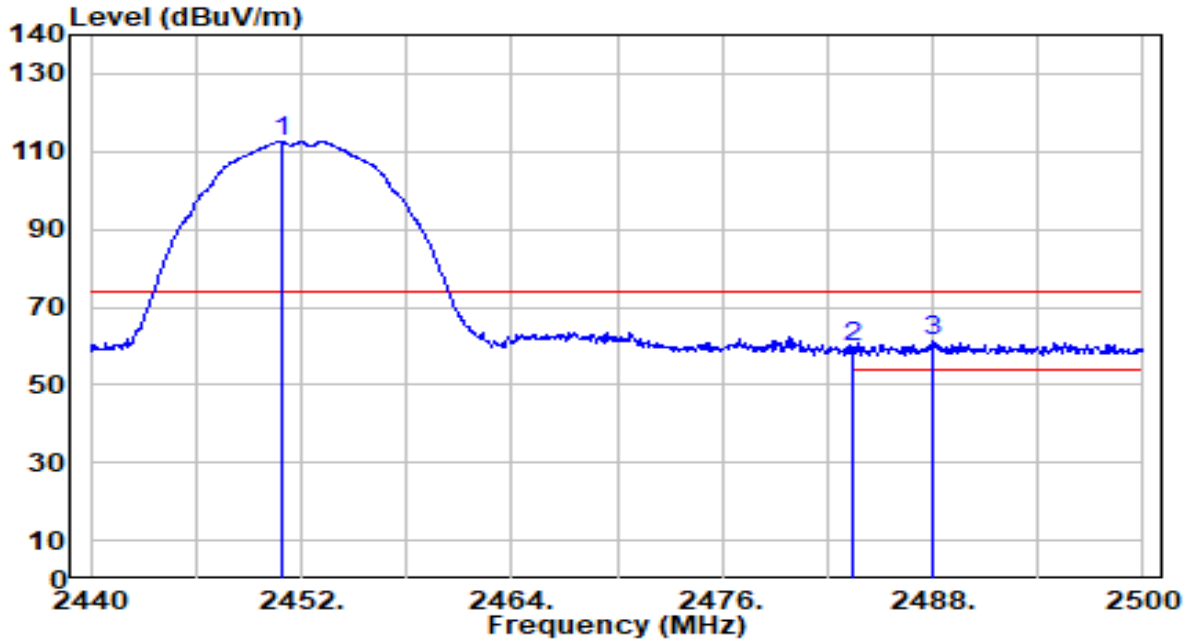

No		Frequency (MHz)	Reading (dBuV)	C.F (dB/m)	Measurement (dBuV/m)	Margin (dB)	Limit (dBuV/m)	Height (cm)	Angle (deg)	Remark (QP/PK/AV)
1		2450.860	80.85	31.61	112.46	N/A	N/A	160	340	Peak
2		2483.500	27.81	31.71	59.52	-14.48	74.00	160	340	Peak
3	*	2488.000	29.57	31.72	61.30	-12.70	74.00	160	340	Peak

Note:

1. " *", means this data is the worst emission level.
2. C.F (Correction Factor) = Antenna Factor (dB/m)+ Cable Loss (dB).
3. Measurement (dBuV/m) = Reading(dBuV) + C.F (Correction Factor).
4. The emission levels of other frequencies are very lower than the limit and not show in test report.

EUT	BE3600 Dual-Band Wi-Fi 7 Gaming Router	Date of Test	2025-04-17
Factor	DRH18-E	Temp. / Humidity	21°C /63%
Polarity	Horizontal	Site / Test Engineer	AC2 / Aby
Test Mode	802.11b_TX_CH 9_ANT 0+1	Test Voltage	AC 120V/60Hz

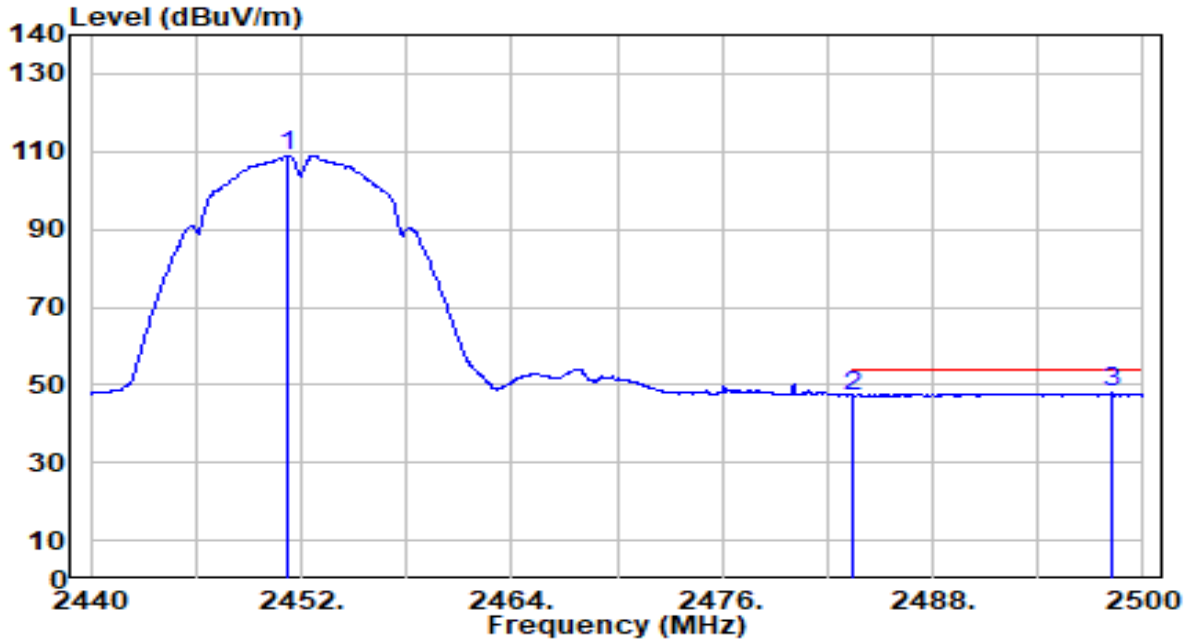

No		Frequency (MHz)	Reading (dBuV)	C.F (dB/m)	Measurement (dBuV/m)	Margin (dB)	Limit (dBuV/m)	Height (cm)	Angle (deg)	Remark (QP/PK/AV)
1		2451.220	77.29	31.61	108.90	N/A	N/A	160	340	Average
2		2483.500	15.33	31.71	47.04	-6.96	54.00	160	340	Average
3	*	2498.200	16.10	31.75	47.86	-6.14	54.00	160	340	Average

Note:

1. " *", means this data is the worst emission level.
2. C.F (Correction Factor) = Antenna Factor (dB/m)+ Cable Loss (dB).
3. Measurement (dBuV/m) = Reading(dBuV) + C.F (Correction Factor).
4. The emission levels of other frequencies are very lower than the limit and not show in test report.

EUT	BE3600 Dual-Band Wi-Fi 7 Gaming Router	Date of Test	2025-04-17
Factor	DRH18-E	Temp. / Humidity	21°C /63%
Polarity	Vertical	Site / Test Engineer	AC2 / Aby
Test Mode	802.11b_TX_CH 9_ANT 0+1	Test Voltage	AC 120V/60Hz

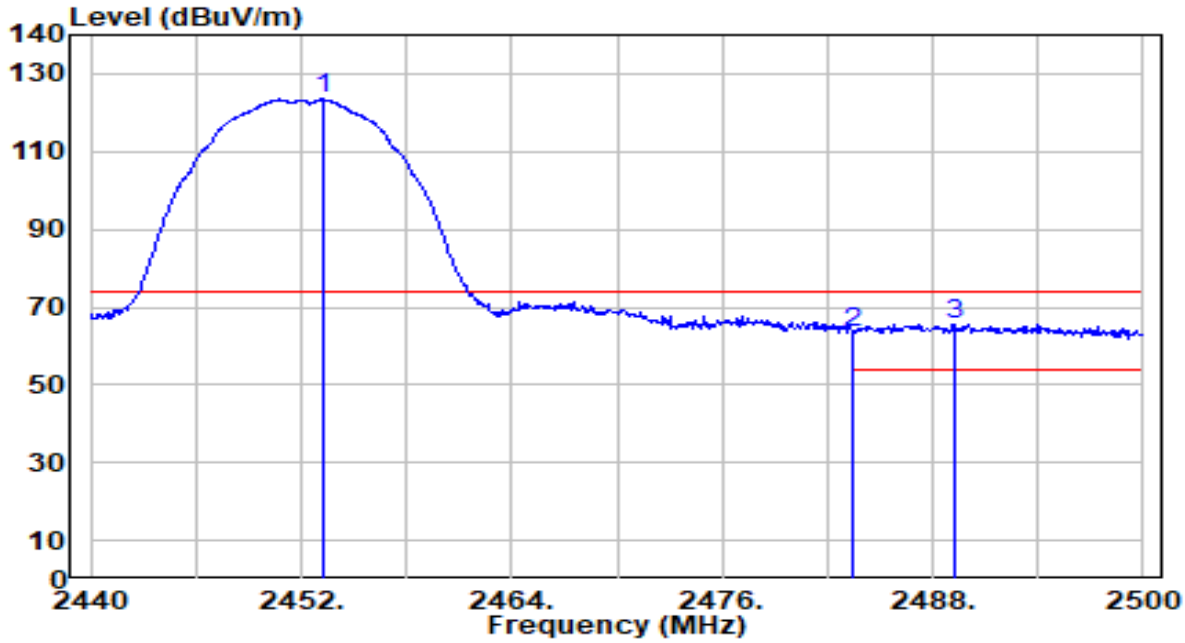

No		Frequency (MHz)	Reading (dBuV)	C.F (dB/m)	Measurement (dBuV/m)	Margin (dB)	Limit (dBuV/m)	Height (cm)	Angle (deg)	Remark (QP/PK/AV)
1		2453.200	91.80	31.62	123.41	N/A	N/A	119	45	Peak
2		2483.500	31.67	31.71	63.38	-10.62	74.00	119	45	Peak
3	*	2489.260	33.91	31.73	65.63	-8.37	74.00	119	45	Peak

Note:

1. " *", means this data is the worst emission level.
2. C.F (Correction Factor) = Antenna Factor (dB/m)+ Cable Loss (dB).
3. Measurement (dBuV/m) = Reading(dBuV) + C.F (Correction Factor).
4. The emission levels of other frequencies are very lower than the limit and not show in test report.

EUT	BE3600 Dual-Band Wi-Fi 7 Gaming Router	Date of Test	2025-04-17
Factor	DRH18-E	Temp. / Humidity	21°C /63%
Polarity	Vertical	Site / Test Engineer	AC2 / Aby
Test Mode	802.11b_TX_CH 9_ANT 0+1	Test Voltage	AC 120V/60Hz

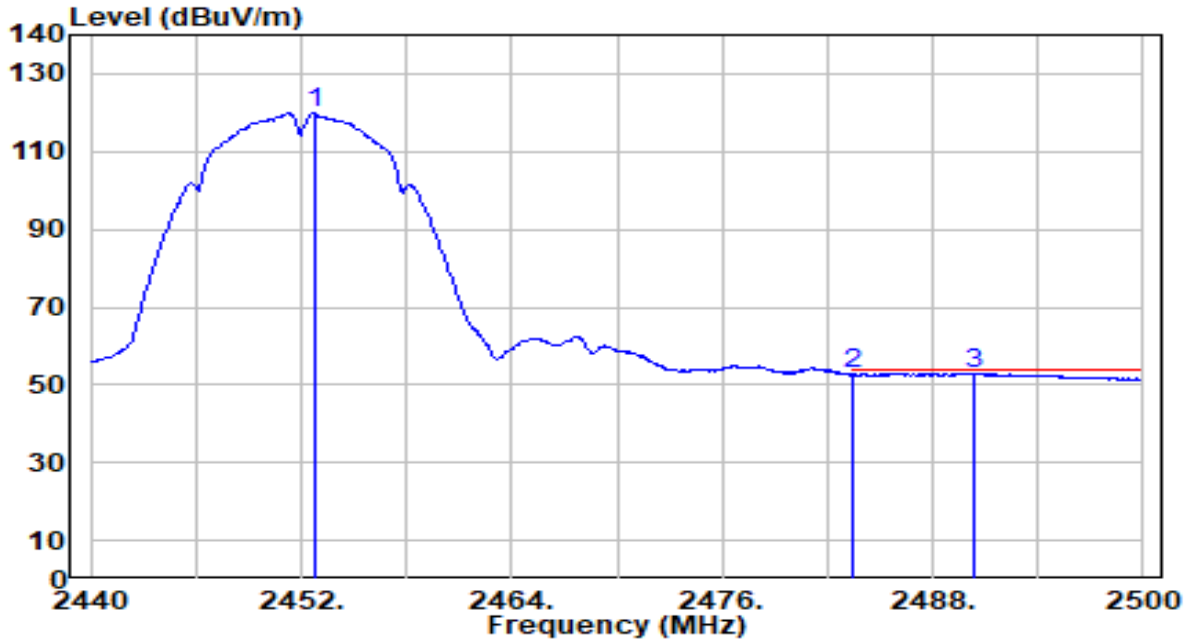

No		Frequency (MHz)	Reading (dBuV)	C.F (dB/m)	Measurement (dBuV/m)	Margin (dB)	Limit (dBuV/m)	Height (cm)	Angle (deg)	Remark (QP/PK/AV)
1		2452.720	88.18	31.62	119.79	N/A	N/A	119	45	Average
2		2483.500	20.95	31.71	52.66	-1.34	54.00	119	45	Average
3	*	2490.400	21.18	31.73	52.91	-1.09	54.00	119	45	Average

Note:

1. " *", means this data is the worst emission level.
2. C.F (Correction Factor) = Antenna Factor (dB/m)+ Cable Loss (dB).
3. Measurement (dBuV/m) = Reading(dBuV) + C.F (Correction Factor).
4. The emission levels of other frequencies are very lower than the limit and not show in test report.

EUT	BE3600 Dual-Band Wi-Fi 7 Gaming Router	Date of Test	2025-04-17
Factor	DRH18-E	Temp. / Humidity	21°C /63%
Polarity	Horizontal	Site / Test Engineer	AC2 / Aby
Test Mode	802.11b_TX_CH 10_ANT 0+1	Test Voltage	AC 120V/60Hz

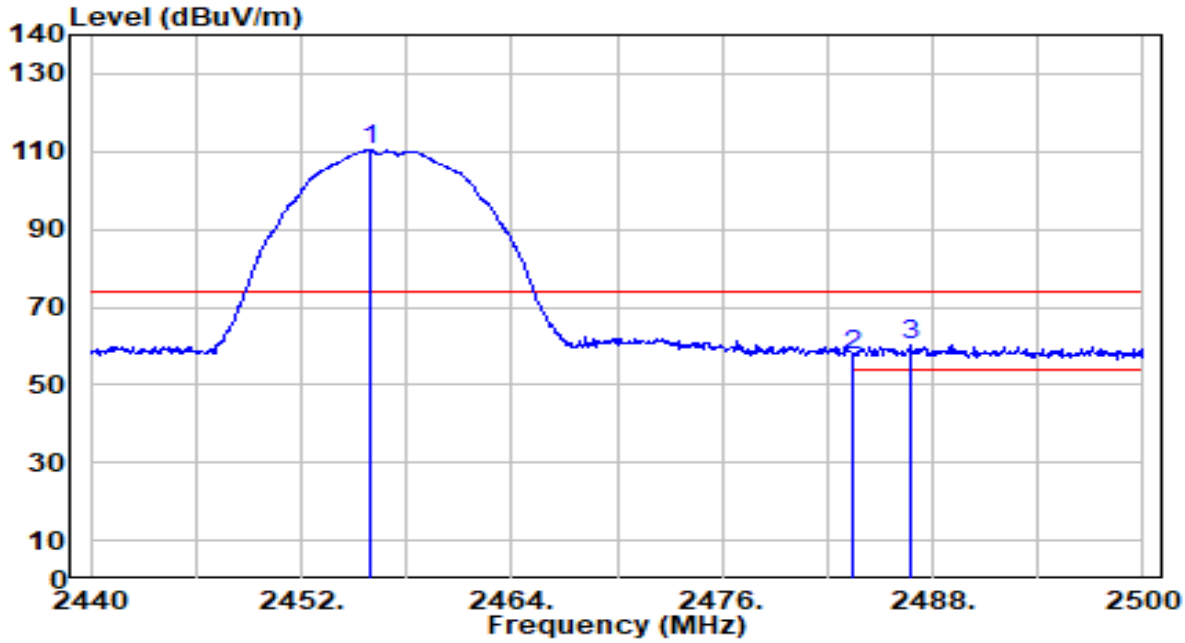

No		Frequency (MHz)	Reading (dBuV)	C.F (dB/m)	Measurement (dBuV/m)	Margin (dB)	Limit (dBuV/m)	Height (cm)	Angle (deg)	Remark (QP/PK/AV)
1		2455.900	78.70	31.63	110.33	N/A	N/A	125	215	Peak
2		2483.500	26.04	31.71	57.75	-16.25	74.00	125	215	Peak
3	*	2486.740	28.54	31.72	60.26	-13.74	74.00	125	215	Peak

Note:

1. " *", means this data is the worst emission level.
2. C.F (Correction Factor) = Antenna Factor (dB/m)+ Cable Loss (dB).
3. Measurement (dBuV/m) = Reading(dBuV) + C.F (Correction Factor).
4. The emission levels of other frequencies are very lower than the limit and not show in test report.

EUT	BE3600 Dual-Band Wi-Fi 7 Gaming Router	Date of Test	2025-04-17
Factor	DRH18-E	Temp. / Humidity	21°C /63%
Polarity	Horizontal	Site / Test Engineer	AC2 / Aby
Test Mode	802.11b_TX_CH 10_ANT 0+1	Test Voltage	AC 120V/60Hz

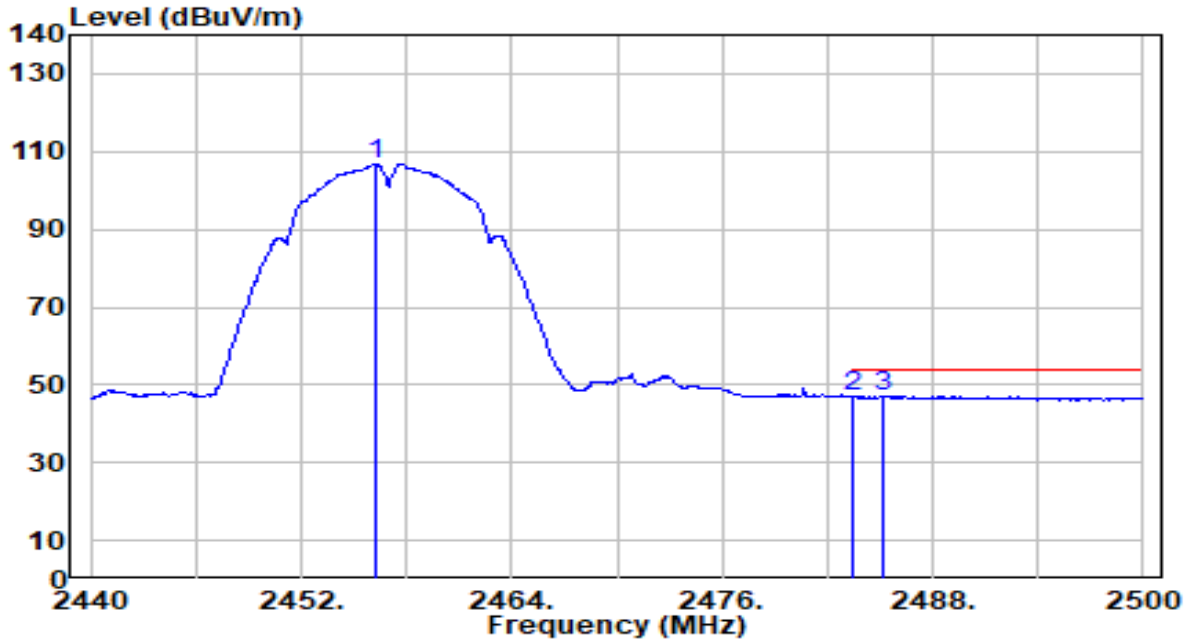

No		Frequency (MHz)	Reading (dBuV)	C.F (dB/m)	Measurement (dBuV/m)	Margin (dB)	Limit (dBuV/m)	Height (cm)	Angle (deg)	Remark (QP/PK/AV)
1		2456.260	75.21	31.63	106.84	N/A	N/A	125	215	Average
2		2483.500	15.47	31.71	47.18	-6.82	54.00	125	215	Average
3	*	2485.120	15.54	31.71	47.25	-6.75	54.00	125	215	Average

Note:

1. " *", means this data is the worst emission level.
2. C.F (Correction Factor) = Antenna Factor (dB/m)+ Cable Loss (dB).
3. Measurement (dBuV/m) = Reading(dBuV) + C.F (Correction Factor).
4. The emission levels of other frequencies are very lower than the limit and not show in test report.

EUT	BE3600 Dual-Band Wi-Fi 7 Gaming Router	Date of Test	2025-04-17
Factor	DRH18-E	Temp. / Humidity	21°C /63%
Polarity	Vertical	Site / Test Engineer	AC2 / Aby
Test Mode	802.11b_TX_CH 10_ANT 0+1	Test Voltage	AC 120V/60Hz

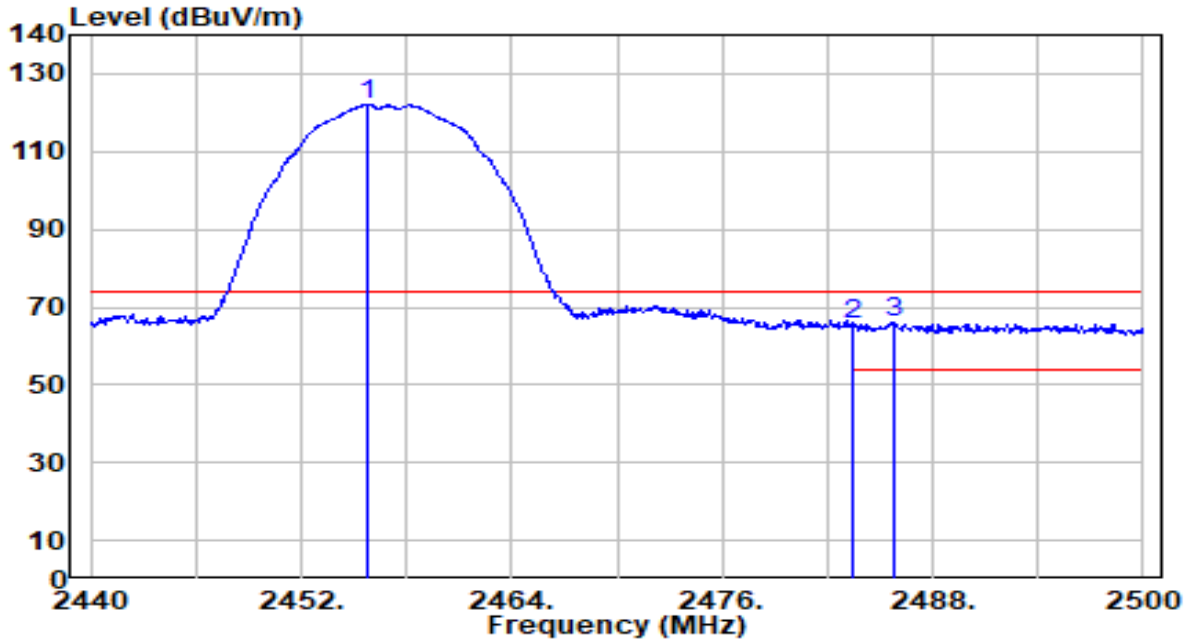

No		Frequency (MHz)	Reading (dBuV)	C.F (dB/m)	Measurement (dBuV/m)	Margin (dB)	Limit (dBuV/m)	Height (cm)	Angle (deg)	Remark (QP/PK/AV)
1		2455.720	90.40	31.63	122.02	N/A	N/A	133	191	Peak
2		2483.500	33.82	31.71	65.53	-8.47	74.00	133	191	Peak
3	*	2485.780	34.56	31.72	66.28	-7.72	74.00	133	191	Peak

Note:

1. " *", means this data is the worst emission level.
2. C.F (Correction Factor) = Antenna Factor (dB/m)+ Cable Loss (dB).
3. Measurement (dBuV/m) = Reading(dBuV) + C.F (Correction Factor).
4. The emission levels of other frequencies are very lower than the limit and not show in test report.

EUT	BE3600 Dual-Band Wi-Fi 7 Gaming Router	Date of Test	2025-04-17
Factor	DRH18-E	Temp. / Humidity	21°C /63%
Polarity	Vertical	Site / Test Engineer	AC2 / Aby
Test Mode	802.11b_TX_CH 10_ANT 0+1	Test Voltage	AC 120V/60Hz

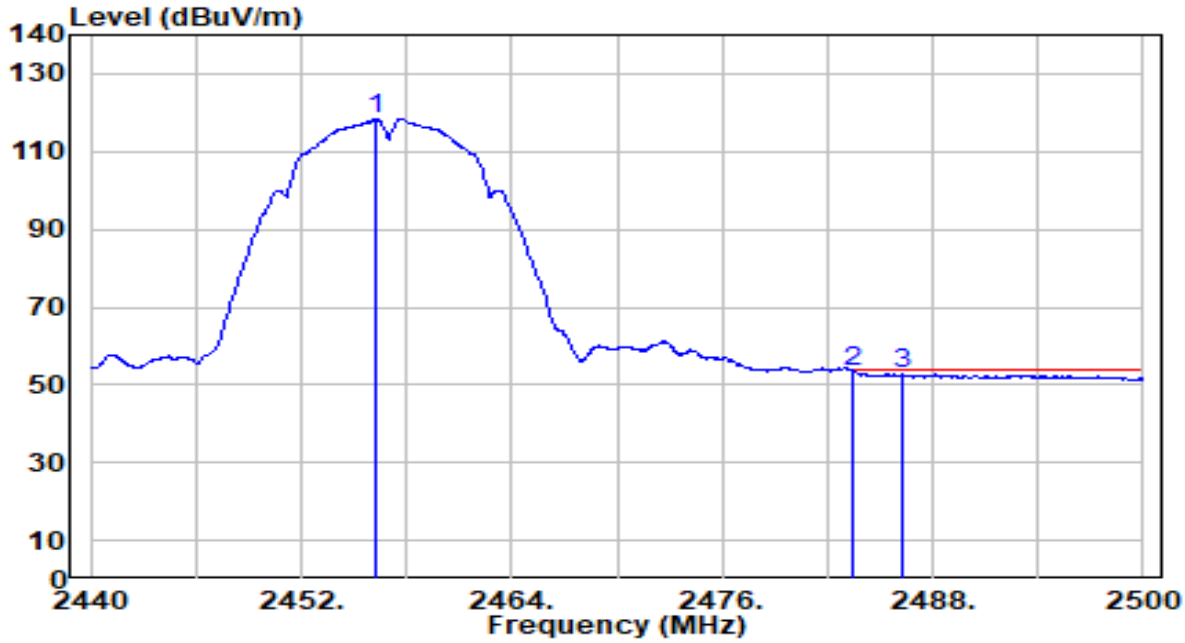

No		Frequency (MHz)	Reading (dBuV)	C.F (dB/m)	Measurement (dBuV/m)	Margin (dB)	Limit (dBuV/m)	Height (cm)	Angle (deg)	Remark (QP/PK/AV)
1		2456.260	86.79	31.63	118.42	N/A	N/A	133	191	Average
2	*	2483.500	21.77	31.71	53.48	-0.52	54.00	133	191	Average
3		2486.260	21.02	31.72	52.74	-1.26	54.00	133	191	Average

Note:

1. " *", means this data is the worst emission level.
2. C.F (Correction Factor) = Antenna Factor (dB/m)+ Cable Loss (dB).
3. Measurement (dBuV/m) = Reading(dBuV) + C.F (Correction Factor).
4. The emission levels of other frequencies are very lower than the limit and not show in test report.

EUT	BE3600 Dual-Band Wi-Fi 7 Gaming Router	Date of Test	2025-04-17
Factor	DRH18-E	Temp. / Humidity	21°C /63%
Polarity	Horizontal	Site / Test Engineer	AC2 / Aby
Test Mode	802.11b_TX_CH 11_ANT 0+1	Test Voltage	AC 120V/60Hz

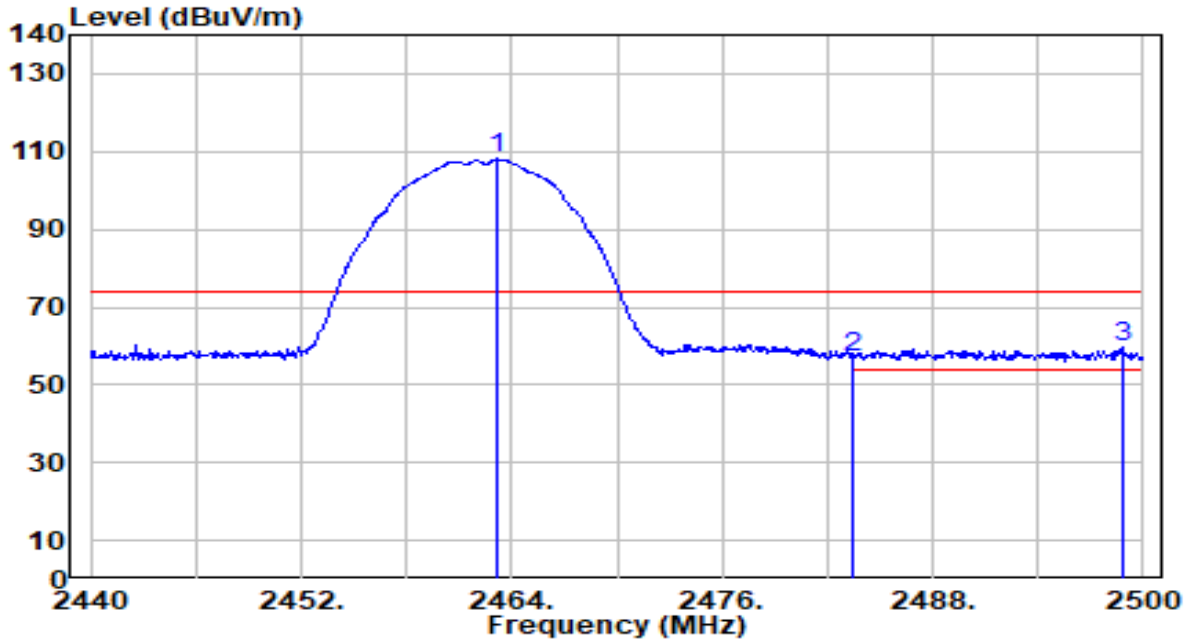

No		Frequency (MHz)	Reading (dBuV)	C.F (dB/m)	Measurement (dBuV/m)	Margin (dB)	Limit (dBuV/m)	Height (cm)	Angle (deg)	Remark (QP/PK/AV)
1		2463.160	76.42	31.65	108.07	N/A	N/A	309	214	Peak
2		2483.500	25.50	31.71	57.21	-16.79	74.00	309	214	Peak
3	*	2498.920	27.69	31.76	59.45	-14.55	74.00	309	214	Peak

Note:

1. " *", means this data is the worst emission level.
2. C.F (Correction Factor) = Antenna Factor (dB/m)+ Cable Loss (dB).
3. Measurement (dBuV/m) = Reading(dBuV) + C.F (Correction Factor).
4. The emission levels of other frequencies are very lower than the limit and not show in test report.

EUT	BE3600 Dual-Band Wi-Fi 7 Gaming Router	Date of Test	2025-04-17
Factor	DRH18-E	Temp. / Humidity	21°C /63%
Polarity	Horizontal	Site / Test Engineer	AC2 / Aby
Test Mode	802.11b_TX_CH 11_ANT 0+1	Test Voltage	AC 120V/60Hz

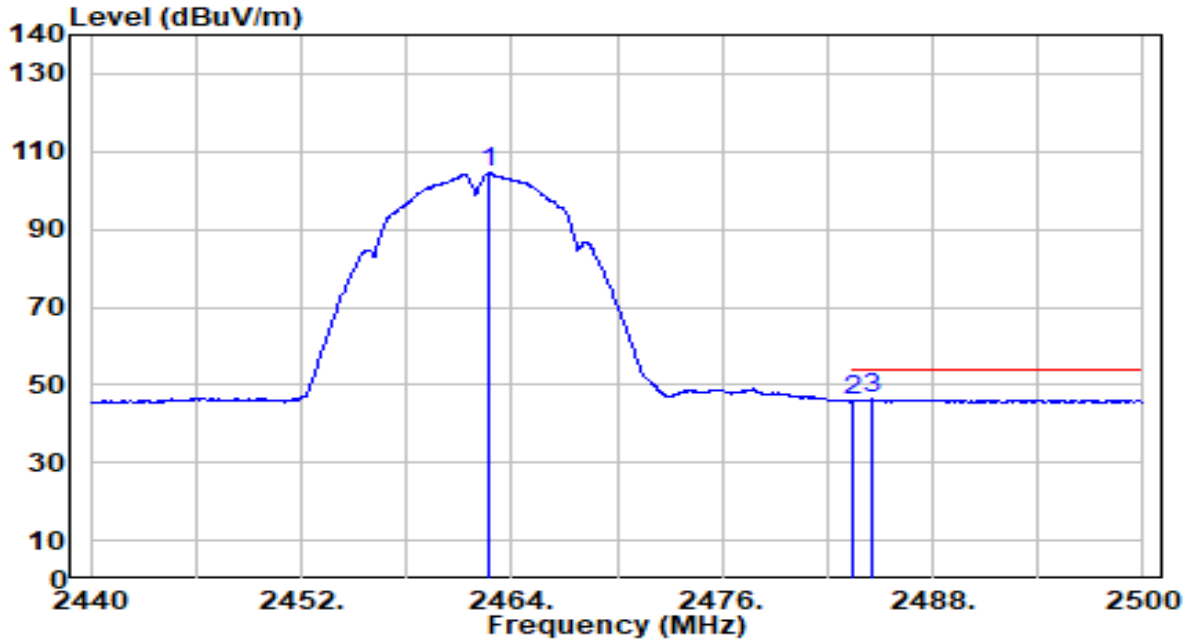

No		Frequency (MHz)	Reading (dBuV)	C.F (dB/m)	Measurement (dBuV/m)	Margin (dB)	Limit (dBuV/m)	Height (cm)	Angle (deg)	Remark (QP/PK/AV)
1		2462.740	72.74	31.65	104.39	N/A	N/A	309	214	Average
2		2483.500	14.11	31.71	45.82	-8.18	54.00	309	214	Average
3	*	2484.520	14.52	31.71	46.23	-7.77	54.00	309	214	Average

Note:

1. " *", means this data is the worst emission level.
2. C.F (Correction Factor) = Antenna Factor (dB/m)+ Cable Loss (dB).
3. Measurement (dBuV/m) = Reading(dBuV) + C.F (Correction Factor).
4. The emission levels of other frequencies are very lower than the limit and not show in test report.

EUT	BE3600 Dual-Band Wi-Fi 7 Gaming Router	Date of Test	2025-04-17
Factor	DRH18-E	Temp. / Humidity	21°C /63%
Polarity	Vertical	Site / Test Engineer	AC2 / Aby
Test Mode	802.11b_TX_CH 11_ANT 0+1	Test Voltage	AC 120V/60Hz

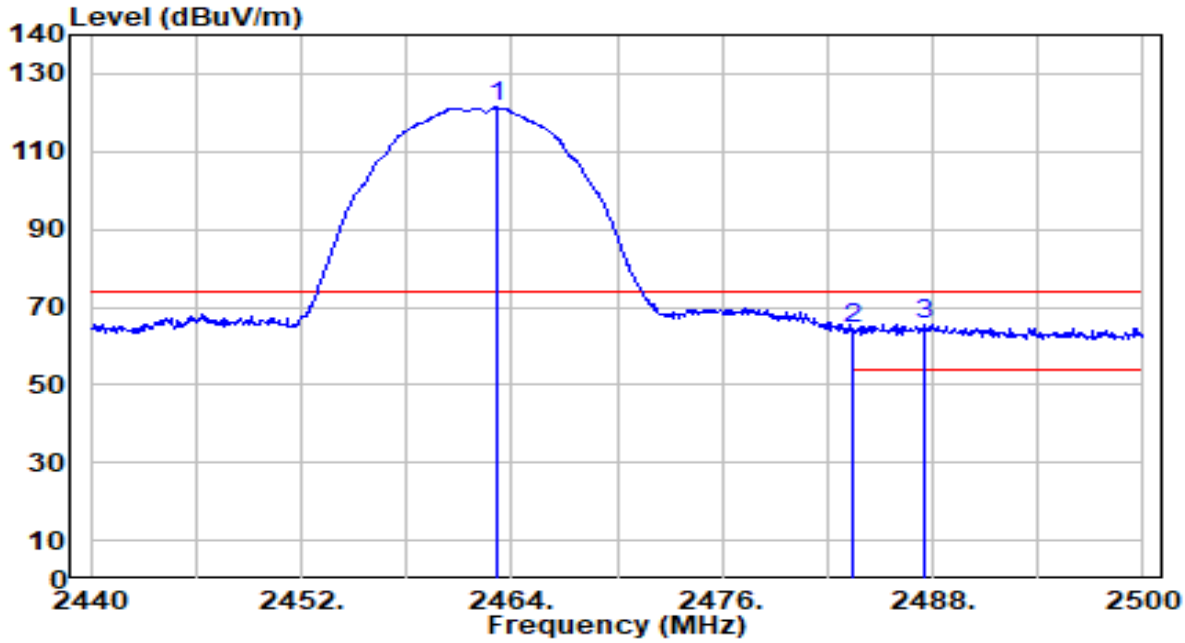

No		Frequency (MHz)	Reading (dBuV)	C.F (dB/m)	Measurement (dBuV/m)	Margin (dB)	Limit (dBuV/m)	Height (cm)	Angle (deg)	Remark (QP/PK/AV)
1		2463.100	89.64	31.65	121.29	N/A	N/A	182	350	Peak
2		2483.500	32.52	31.71	64.23	-9.77	74.00	182	350	Peak
3	*	2487.460	34.04	31.72	65.77	-8.23	74.00	182	350	Peak

Note:

1. " *", means this data is the worst emission level.
2. C.F (Correction Factor) = Antenna Factor (dB/m)+ Cable Loss (dB).
3. Measurement (dBuV/m) = Reading(dBuV) + C.F (Correction Factor).
4. The emission levels of other frequencies are very lower than the limit and not show in test report.

EUT	BE3600 Dual-Band Wi-Fi 7 Gaming Router	Date of Test	2025-04-17
Factor	DRH18-E	Temp. / Humidity	21°C /63%
Polarity	Vertical	Site / Test Engineer	AC2 / Aby
Test Mode	802.11b_TX_CH 11_ANT 0+1	Test Voltage	AC 120V/60Hz

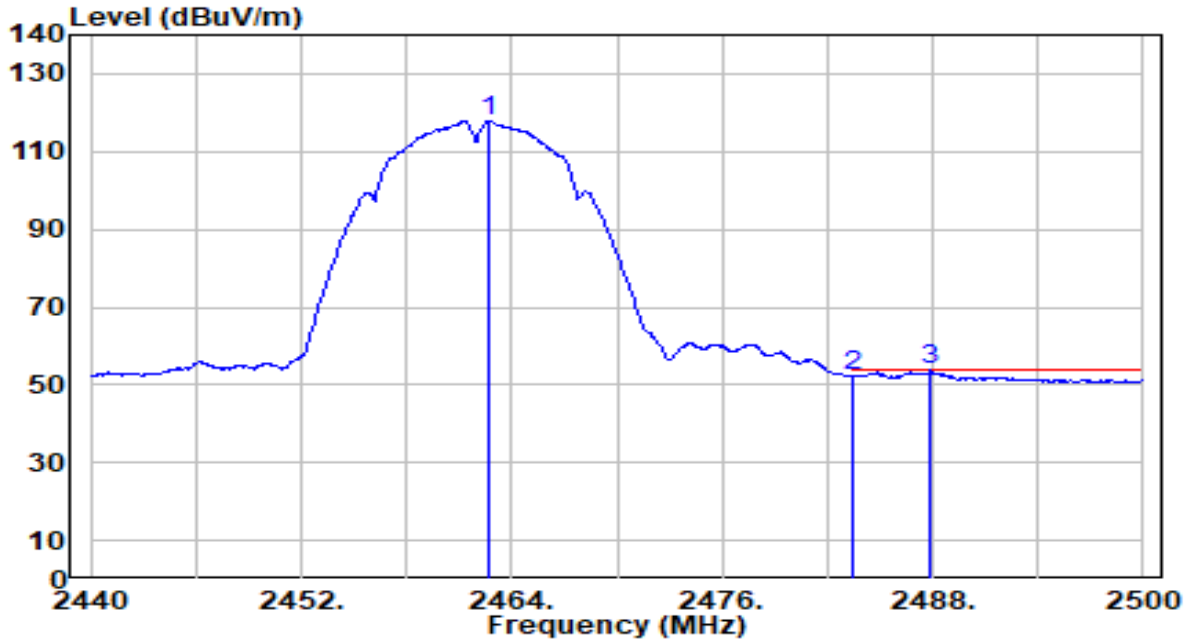

No		Frequency (MHz)	Reading (dBuV)	C.F (dB/m)	Measurement (dBuV/m)	Margin (dB)	Limit (dBuV/m)	Height (cm)	Angle (deg)	Remark (QP/PK/AV)
1		2462.740	86.19	31.65	117.84	N/A	N/A	182	350	Average
2		2483.500	20.46	31.71	52.17	-1.83	54.00	182	350	Average
3	*	2487.880	22.01	31.72	53.73	-0.27	54.00	182	350	Average

Note:

1. " *", means this data is the worst emission level.
2. C.F (Correction Factor) = Antenna Factor (dB/m)+ Cable Loss (dB).
3. Measurement (dBuV/m) = Reading(dBuV) + C.F (Correction Factor).
4. The emission levels of other frequencies are very lower than the limit and not show in test report.

EUT	BE3600 Dual-Band Wi-Fi 7 Gaming Router	Date of Test	2025-04-17
Factor	DRH18-E	Temp. / Humidity	21°C /63%
Polarity	Horizontal	Site / Test Engineer	AC2 / Aby
Test Mode	802.11g_TX_CH 1_ANT 0+1	Test Voltage	AC 120V/60Hz

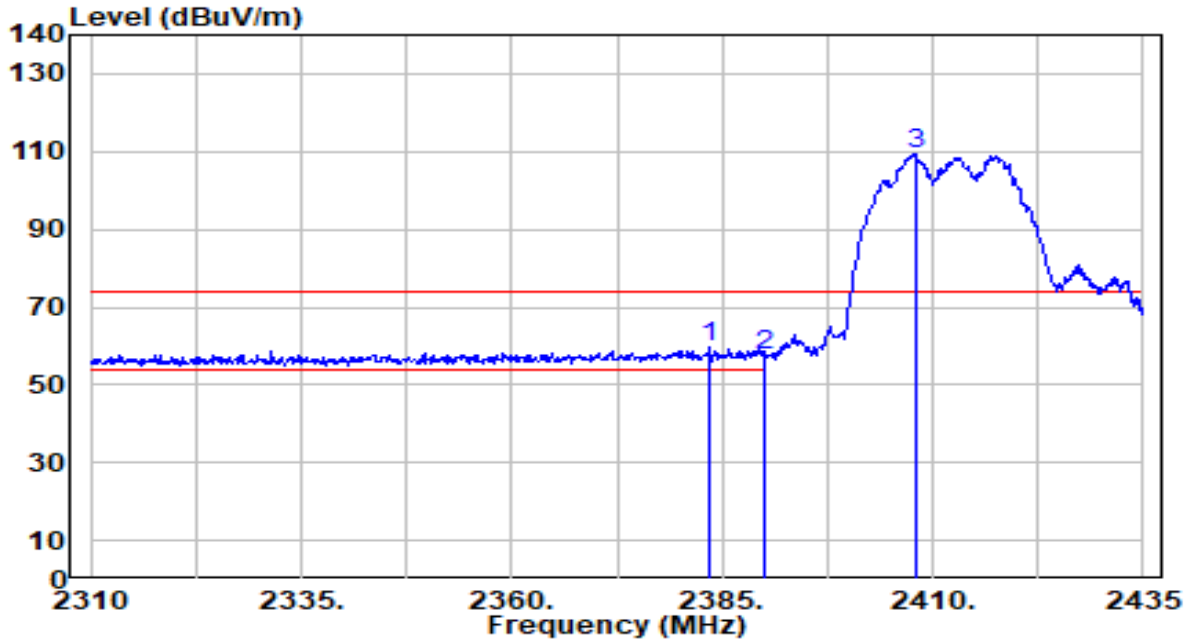

No		Frequency (MHz)	Reading (dBuV)	C.F (dB/m)	Measurement (dBuV/m)	Margin (dB)	Limit (dBuV/m)	Height (cm)	Angle (deg)	Remark (QP/PK/AV)
1	*	2383.500	28.19	31.41	59.60	-14.40	74.00	295	60	Peak
2		2390.000	26.00	31.43	57.43	-16.57	74.00	295	60	Peak
3		2408.000	77.83	31.48	109.31	N/A	N/A	295	60	Peak

Note:

1. " *", means this data is the worst emission level.
2. C.F (Correction Factor) = Antenna Factor (dB/m)+ Cable Loss (dB).
3. Measurement (dBuV/m) = Reading(dBuV) + C.F (Correction Factor).
4. The emission levels of other frequencies are very lower than the limit and not show in test report.

EUT	BE3600 Dual-Band Wi-Fi 7 Gaming Router	Date of Test	2025-04-17
Factor	DRH18-E	Temp. / Humidity	21°C /63%
Polarity	Horizontal	Site / Test Engineer	AC2 / Aby
Test Mode	802.11g_TX_CH 1_ANT 0+1	Test Voltage	AC 120V/60Hz

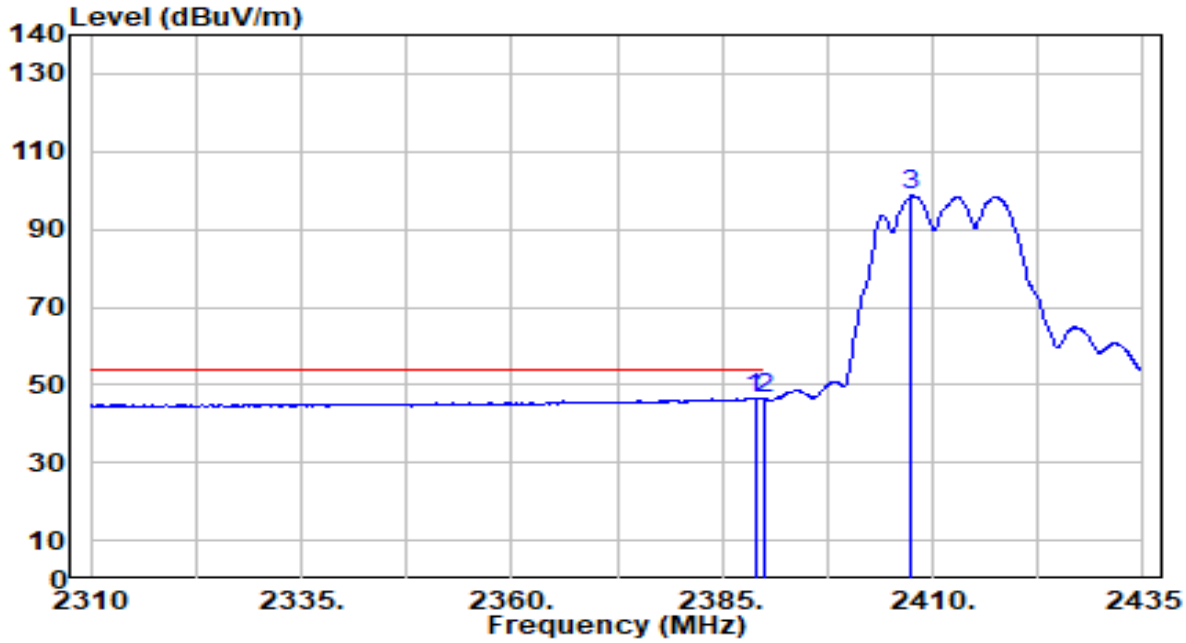

No		Frequency (MHz)	Reading (dBuV)	C.F (dB/m)	Measurement (dBuV/m)	Margin (dB)	Limit (dBuV/m)	Height (cm)	Angle (deg)	Remark (QP/PK/AV)
1	*	2388.875	15.19	31.42	46.61	-7.39	54.00	295	60	Average
2		2390.000	14.95	31.43	46.38	-7.62	54.00	295	60	Average
3		2407.500	67.05	31.48	98.53	N/A	N/A	295	60	Average

Note:

1. " *", means this data is the worst emission level.
2. C.F (Correction Factor) = Antenna Factor (dB/m)+ Cable Loss (dB).
3. Measurement (dBuV/m) = Reading(dBuV) + C.F (Correction Factor).
4. The emission levels of other frequencies are very lower than the limit and not show in test report.

EUT	BE3600 Dual-Band Wi-Fi 7 Gaming Router	Date of Test	2025-04-17
Factor	DRH18-E	Temp. / Humidity	21°C /63%
Polarity	Vertical	Site / Test Engineer	AC2 / Aby
Test Mode	802.11g_TX_CH 1_ANT 0+1	Test Voltage	AC 120V/60Hz

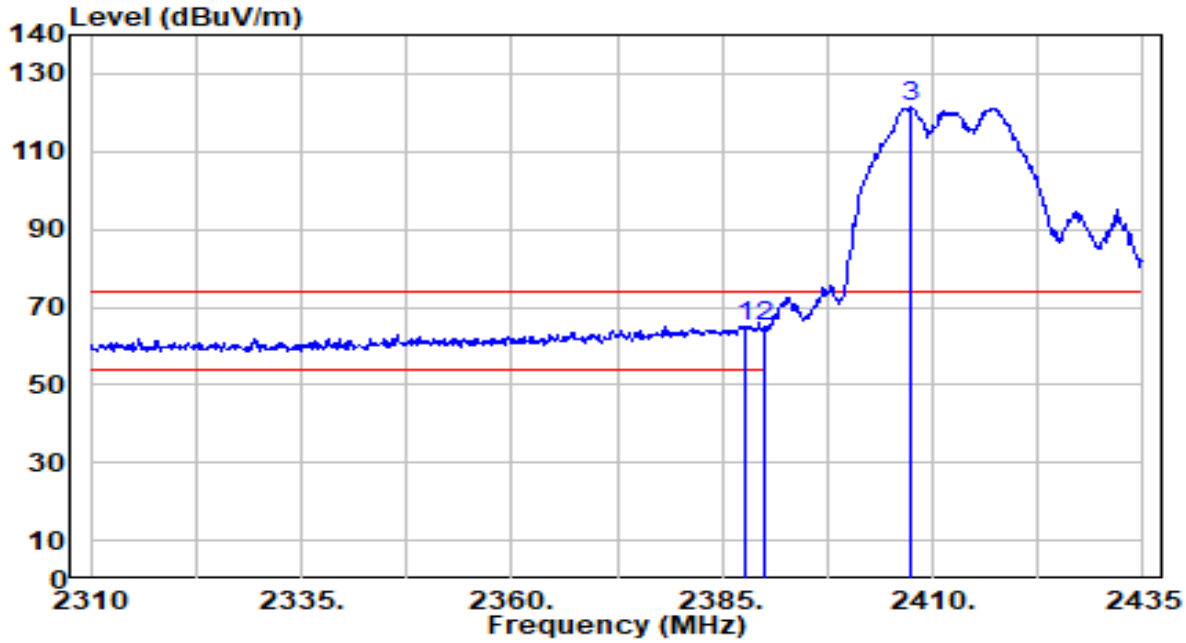

No		Frequency (MHz)	Reading (dBuV)	C.F (dB/m)	Measurement (dBuV/m)	Margin (dB)	Limit (dBuV/m)	Height (cm)	Angle (deg)	Remark (QP/PK/AV)
1	*	2387.875	33.75	31.42	65.17	-8.83	74.00	170	348	Peak
2		2390.000	33.50	31.43	64.93	-9.07	74.00	170	348	Peak
3		2407.375	89.83	31.48	121.31	N/A	N/A	170	348	Peak

Note:

1. " *", means this data is the worst emission level.
2. C.F (Correction Factor) = Antenna Factor (dB/m)+ Cable Loss (dB).
3. Measurement (dBuV/m) = Reading(dBuV) + C.F (Correction Factor).
4. The emission levels of other frequencies are very lower than the limit and not show in test report.

EUT	BE3600 Dual-Band Wi-Fi 7 Gaming Router	Date of Test	2025-04-17
Factor	DRH18-E	Temp. / Humidity	21°C /63%
Polarity	Vertical	Site / Test Engineer	AC2 / Aby
Test Mode	802.11g_TX_CH 1_ANT 0+1	Test Voltage	AC 120V/60Hz

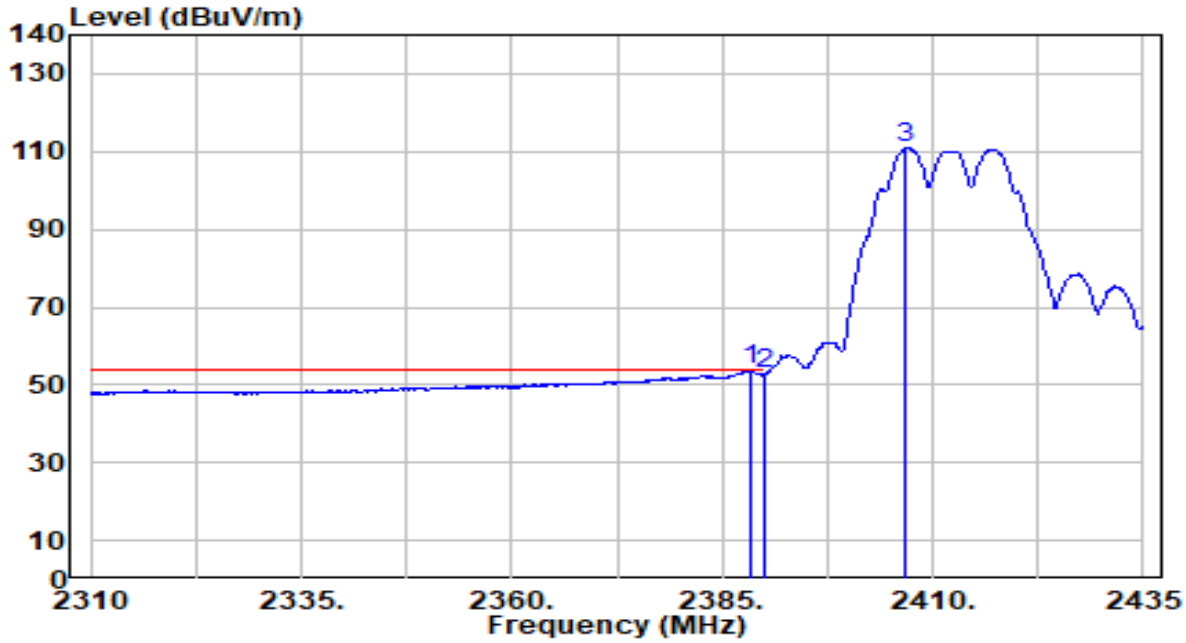

No		Frequency (MHz)	Reading (dBuV)	C.F (dB/m)	Measurement (dBuV/m)	Margin (dB)	Limit (dBuV/m)	Height (cm)	Angle (deg)	Remark (QP/PK/AV)
1	*	2388.250	22.31	31.42	53.73	-0.27	54.00	170	348	Average
2		2390.000	21.16	31.43	52.58	-1.42	54.00	170	348	Average
3		2406.625	79.50	31.48	110.98	N/A	N/A	170	348	Average

Note:

1. " *", means this data is the worst emission level.
2. C.F (Correction Factor) = Antenna Factor (dB/m)+ Cable Loss (dB).
3. Measurement (dBuV/m) = Reading(dBuV) + C.F (Correction Factor).
4. The emission levels of other frequencies are very lower than the limit and not show in test report.

EUT	BE3600 Dual-Band Wi-Fi 7 Gaming Router	Date of Test	2025-04-17
Factor	DRH18-E	Temp. / Humidity	21°C /63%
Polarity	Horizontal	Site / Test Engineer	AC2 / Aby
Test Mode	802.11g_TX_CH 6_ANT 0+1	Test Voltage	AC 120V/60Hz

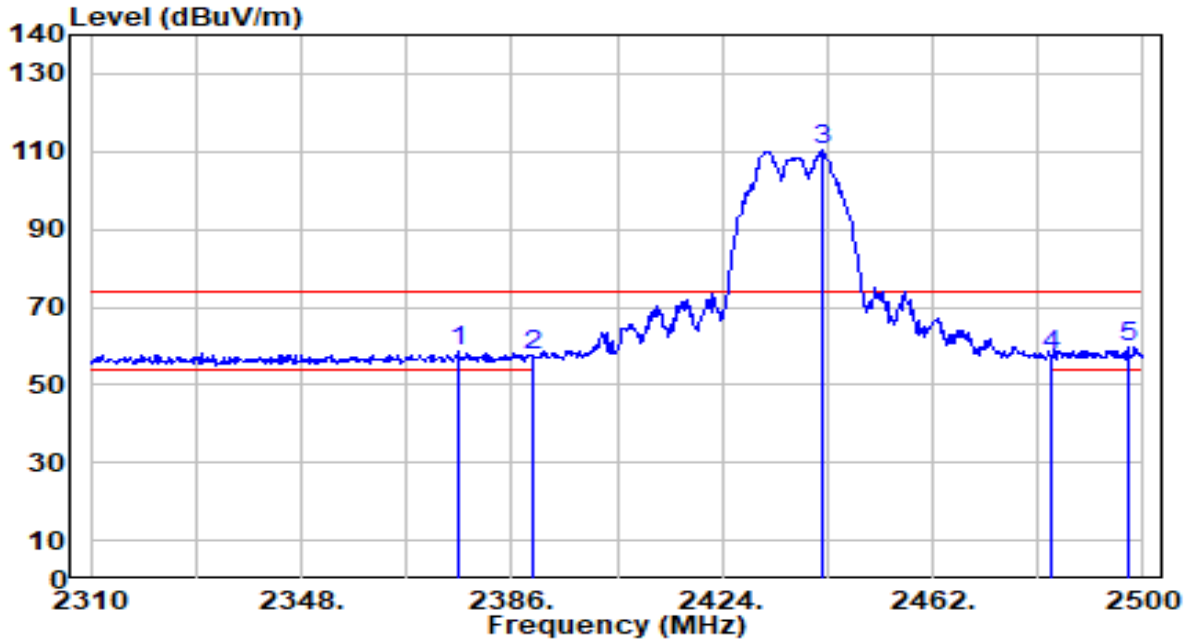

No		Frequency (MHz)	Reading (dBuV)	C.F (dB/m)	Measurement (dBuV/m)	Margin (dB)	Limit (dBuV/m)	Height (cm)	Angle (deg)	Remark (QP/PK/AV)
1		2376.310	27.35	31.38	58.73	-15.27	74.00	285	118	Peak
2		2390.000	25.94	31.43	57.36	-16.64	74.00	285	118	Peak
3		2441.860	78.63	31.58	110.21	N/A	N/A	285	118	Peak
4		2483.500	25.89	31.71	57.60	-16.40	74.00	285	118	Peak
5	*	2497.150	27.97	31.75	59.72	-14.28	74.00	285	118	Peak

Note:

1. " *", means this data is the worst emission level.
2. C.F (Correction Factor) = Antenna Factor (dB/m)+ Cable Loss (dB).
3. Measurement (dBuV/m) = Reading(dBuV) + C.F (Correction Factor).
4. The emission levels of other frequencies are very lower than the limit and not show in test report.

EUT	BE3600 Dual-Band Wi-Fi 7 Gaming Router	Date of Test	2025-04-17
Factor	DRH18-E	Temp. / Humidity	21°C /63%
Polarity	Horizontal	Site / Test Engineer	AC2 / Aby
Test Mode	802.11g_TX_CH 6_ANT 0+1	Test Voltage	AC 120V/60Hz

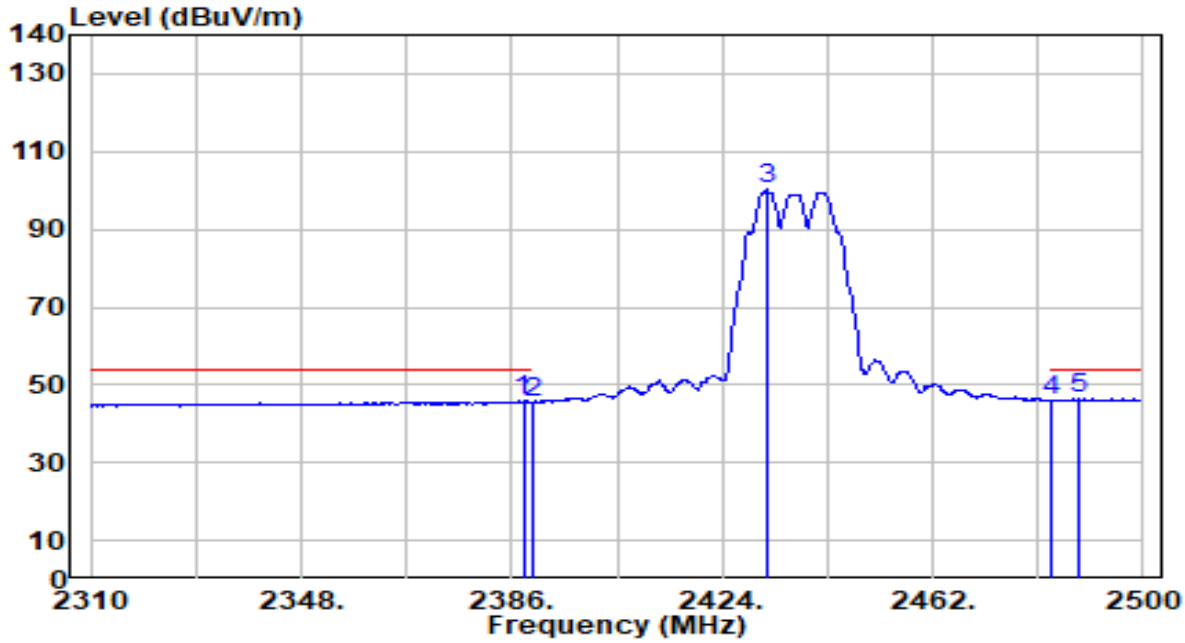

No		Frequency (MHz)	Reading (dBuV)	C.F (dB/m)	Measurement (dBuV/m)	Margin (dB)	Limit (dBuV/m)	Height (cm)	Angle (deg)	Remark (QP/PK/AV)
1		2388.090	14.47	31.42	45.89	-8.11	54.00	285	118	Average
2		2390.000	14.09	31.43	45.52	-8.48	54.00	285	118	Average
3		2431.980	68.76	31.55	100.31	N/A	N/A	285	118	Average
4		2483.500	14.35	31.71	46.06	-7.94	54.00	285	118	Average
5	*	2488.220	14.73	31.72	46.46	-7.54	54.00	285	118	Average

Note:

1. " *", means this data is the worst emission level.
2. C.F (Correction Factor) = Antenna Factor (dB/m)+ Cable Loss (dB).
3. Measurement (dBuV/m) = Reading(dBuV) + C.F (Correction Factor).
4. The emission levels of other frequencies are very lower than the limit and not show in test report.

EUT	BE3600 Dual-Band Wi-Fi 7 Gaming Router	Date of Test	2025-04-17
Factor	DRH18-E	Temp. / Humidity	21°C /63%
Polarity	Vertical	Site / Test Engineer	AC2 / Aby
Test Mode	802.11g_TX_CH 6_ANT 0+1	Test Voltage	AC 120V/60Hz

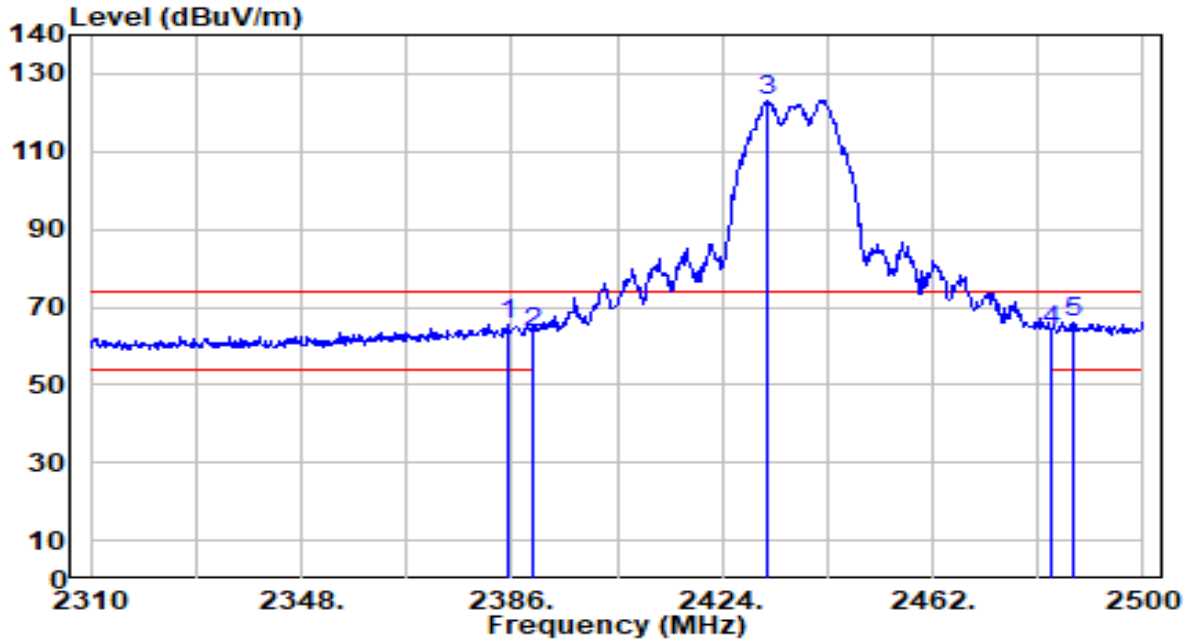

No		Frequency (MHz)	Reading (dBuV)	C.F (dB/m)	Measurement (dBuV/m)	Margin (dB)	Limit (dBuV/m)	Height (cm)	Angle (deg)	Remark (QP/PK/AV)
1		2385.240	34.25	31.41	65.67	-8.33	74.00	164	350	Peak
2		2390.000	31.76	31.43	63.19	-10.81	74.00	164	350	Peak
3		2432.360	91.74	31.55	123.29	N/A	N/A	164	350	Peak
4		2483.500	32.34	31.71	64.05	-9.95	74.00	164	350	Peak
5	*	2487.270	34.57	31.72	66.29	-7.71	74.00	164	350	Peak

Note:

1. " *", means this data is the worst emission level.
2. C.F (Correction Factor) = Antenna Factor (dB/m)+ Cable Loss (dB).
3. Measurement (dBuV/m) = Reading(dBuV) + C.F (Correction Factor).
4. The emission levels of other frequencies are very lower than the limit and not show in test report.

EUT	BE3600 Dual-Band Wi-Fi 7 Gaming Router	Date of Test	2025-04-17
Factor	DRH18-E	Temp. / Humidity	21°C /63%
Polarity	Vertical	Site / Test Engineer	AC2 / Aby
Test Mode	802.11g_TX_CH 6_ANT 0+1	Test Voltage	AC 120V/60Hz

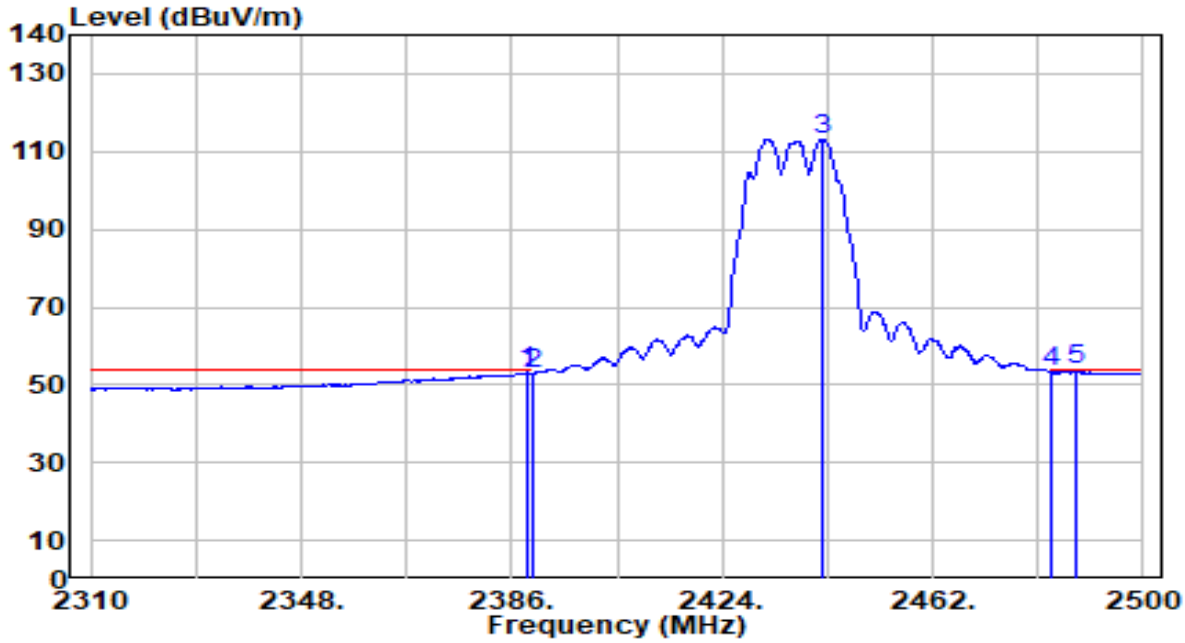

No		Frequency (MHz)	Reading (dBuV)	C.F (dB/m)	Measurement (dBuV/m)	Margin (dB)	Limit (dBuV/m)	Height (cm)	Angle (deg)	Remark (QP/PK/AV)
1		2389.040	21.67	31.42	53.10	-0.90	54.00	164	350	Average
2		2390.000	21.51	31.43	52.93	-1.07	54.00	164	350	Average
3		2442.050	81.58	31.58	113.16	N/A	N/A	164	350	Average
4		2483.500	21.67	31.71	53.38	-0.62	54.00	164	350	Average
5	*	2487.650	21.98	31.72	53.70	-0.30	54.00	164	350	Average

Note:

1. " *", means this data is the worst emission level.
2. C.F (Correction Factor) = Antenna Factor (dB/m)+ Cable Loss (dB).
3. Measurement (dBuV/m) = Reading(dBuV) + C.F (Correction Factor).
4. The emission levels of other frequencies are very lower than the limit and not show in test report.

EUT	BE3600 Dual-Band Wi-Fi 7 Gaming Router	Date of Test	2025-04-17
Factor	DRH18-E	Temp. / Humidity	21°C /63%
Polarity	Horizontal	Site / Test Engineer	AC2 / Aby
Test Mode	802.11g_TX_CH 7_ANT 0+1	Test Voltage	AC 120V/60Hz

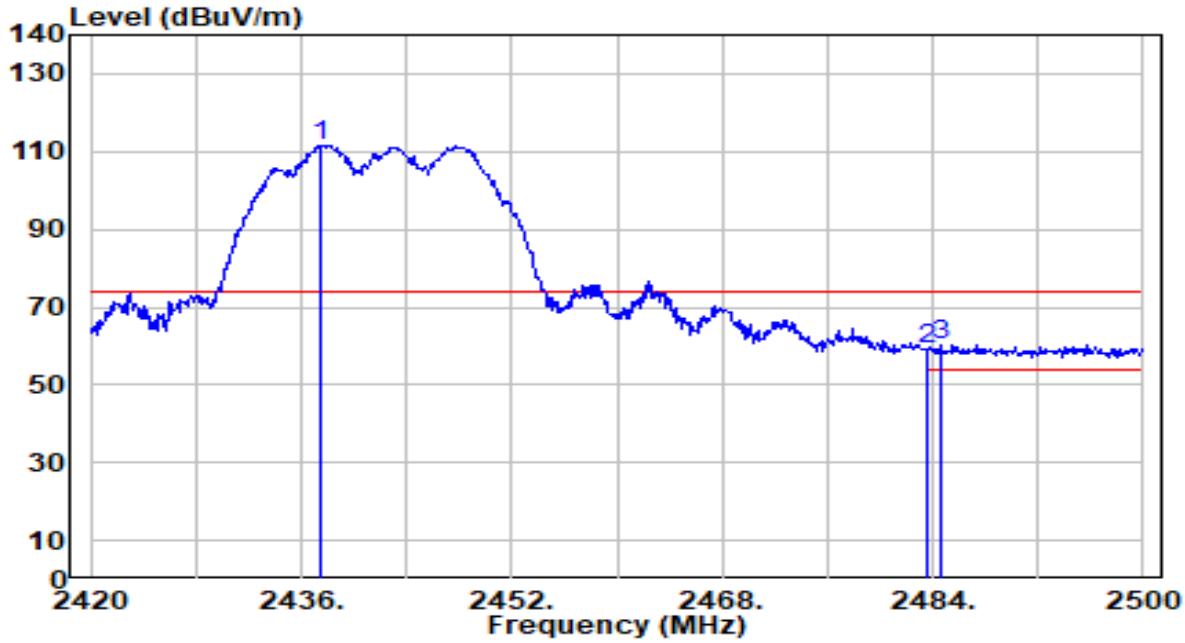

No		Frequency (MHz)	Reading (dBuV)	C.F (dB/m)	Measurement (dBuV/m)	Margin (dB)	Limit (dBuV/m)	Height (cm)	Angle (deg)	Remark (QP/PK/AV)
1		2437.520	80.13	31.57	111.70	N/A	N/A	114	213	Peak
2		2483.500	27.21	31.71	58.92	-15.08	74.00	114	213	Peak
3	*	2484.560	28.66	31.71	60.38	-13.62	74.00	114	213	Peak

Note:

1. " *", means this data is the worst emission level.
2. C.F (Correction Factor) = Antenna Factor (dB/m)+ Cable Loss (dB).
3. Measurement (dBuV/m) = Reading(dBuV) + C.F (Correction Factor).
4. The emission levels of other frequencies are very lower than the limit and not show in test report.

EUT	BE3600 Dual-Band Wi-Fi 7 Gaming Router	Date of Test	2025-04-17
Factor	DRH18-E	Temp. / Humidity	21°C /63%
Polarity	Horizontal	Site / Test Engineer	AC2 / Aby
Test Mode	802.11g_TX_CH 7_ANT 0+1	Test Voltage	AC 120V/60Hz

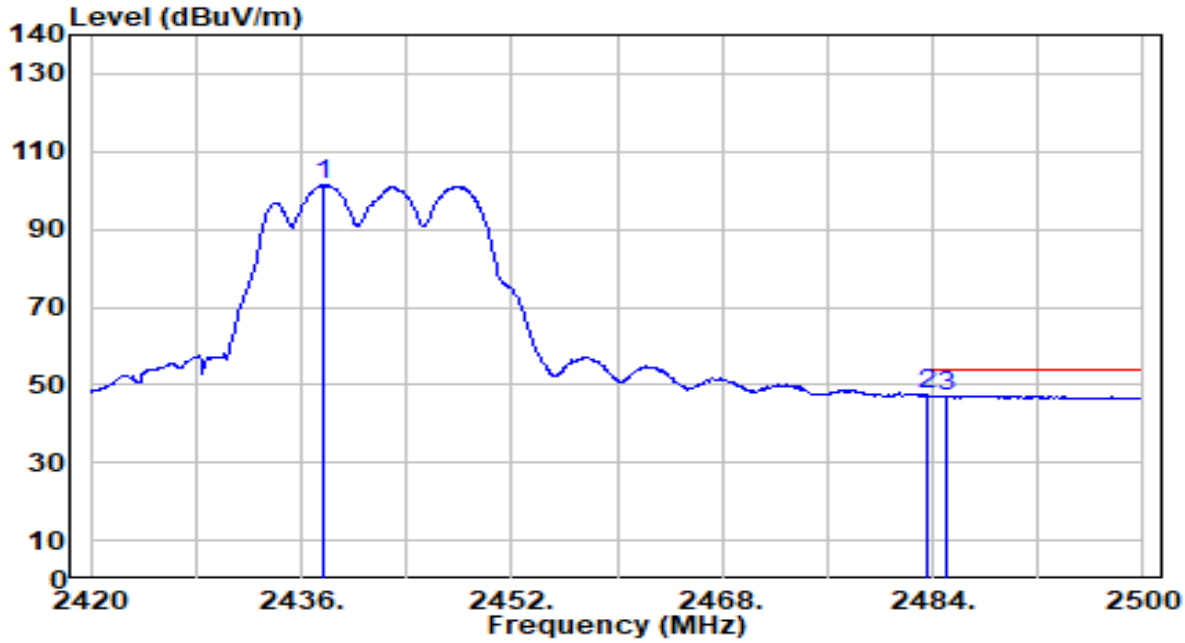

No		Frequency (MHz)	Reading (dBuV)	C.F (dB/m)	Measurement (dBuV/m)	Margin (dB)	Limit (dBuV/m)	Height (cm)	Angle (deg)	Remark (QP/PK/AV)
1		2437.600	69.78	31.57	101.35	N/A	N/A	114	213	Average
2	*	2483.500	15.65	31.71	47.36	-6.64	54.00	114	213	Average
3		2484.960	15.55	31.71	47.26	-6.74	54.00	114	213	Average

Note:

1. " *", means this data is the worst emission level.
2. C.F (Correction Factor) = Antenna Factor (dB/m)+ Cable Loss (dB).
3. Measurement (dBuV/m) = Reading(dBuV) + C.F (Correction Factor).
4. The emission levels of other frequencies are very lower than the limit and not show in test report.

EUT	BE3600 Dual-Band Wi-Fi 7 Gaming Router	Date of Test	2025-04-17
Factor	DRH18-E	Temp. / Humidity	21°C /63%
Polarity	Vertical	Site / Test Engineer	AC2 / Aby
Test Mode	802.11g_TX_CH 7_ANT 0+1	Test Voltage	AC 120V/60Hz

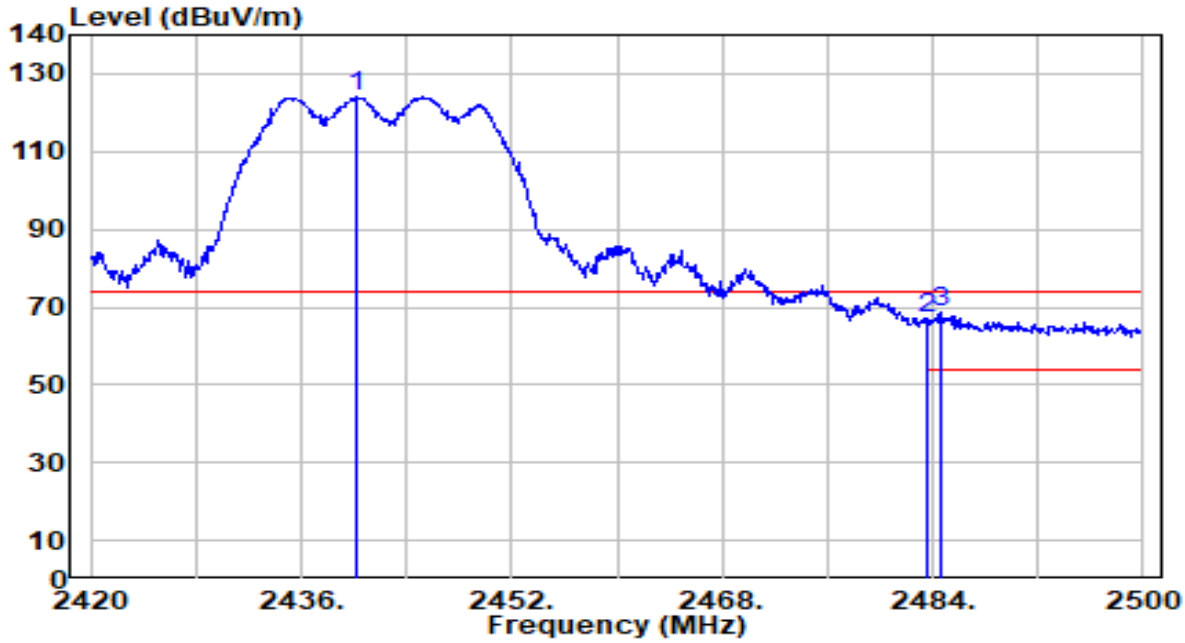

No		Frequency (MHz)	Reading (dBuV)	C.F (dB/m)	Measurement (dBuV/m)	Margin (dB)	Limit (dBuV/m)	Height (cm)	Angle (deg)	Remark (QP/PK/AV)
1		2440.240	92.41	31.58	123.99	N/A	N/A	135	19	Peak
2		2483.500	35.22	31.71	66.93	-7.07	74.00	135	19	Peak
3	*	2484.560	36.83	31.71	68.55	-5.45	74.00	135	19	Peak

Note:

1. " *", means this data is the worst emission level.
2. C.F (Correction Factor) = Antenna Factor (dB/m)+ Cable Loss (dB).
3. Measurement (dBuV/m) = Reading(dBuV) + C.F (Correction Factor).
4. The emission levels of other frequencies are very lower than the limit and not show in test report.

EUT	BE3600 Dual-Band Wi-Fi 7 Gaming Router	Date of Test	2025-04-17
Factor	DRH18-E	Temp. / Humidity	21°C /63%
Polarity	Vertical	Site / Test Engineer	AC2 / Aby
Test Mode	802.11g_TX_CH 7_ANT 0+1	Test Voltage	AC 120V/60Hz

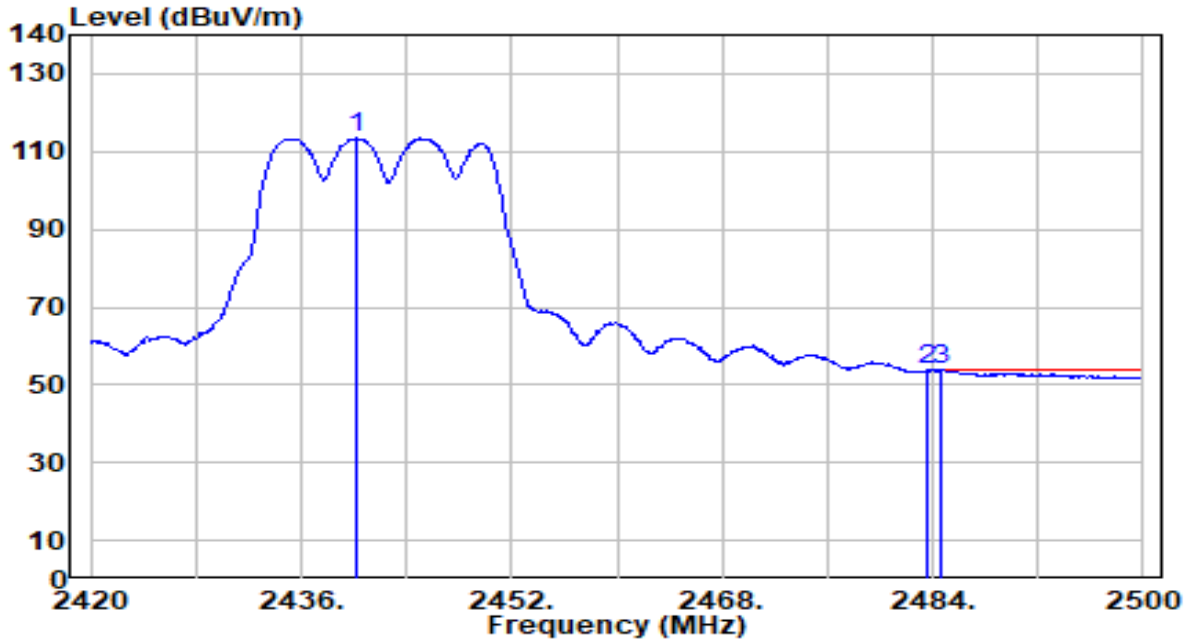

No		Frequency (MHz)	Reading (dBuV)	C.F (dB/m)	Measurement (dBuV/m)	Margin (dB)	Limit (dBuV/m)	Height (cm)	Angle (deg)	Remark (QP/PK/AV)
1		2440.240	81.81	31.58	113.39	N/A	N/A	135	19	Average
2		2483.500	21.94	31.71	53.65	-0.35	54.00	135	19	Average
3	*	2484.640	22.08	31.71	53.80	-0.20	54.00	135	19	Average

Note:

1. " *", means this data is the worst emission level.
2. C.F (Correction Factor) = Antenna Factor (dB/m)+ Cable Loss (dB).
3. Measurement (dBuV/m) = Reading(dBuV) + C.F (Correction Factor).
4. The emission levels of other frequencies are very lower than the limit and not show in test report.

EUT	BE3600 Dual-Band Wi-Fi 7 Gaming Router	Date of Test	2025-04-17
Factor	DRH18-E	Temp. / Humidity	21°C /63%
Polarity	Horizontal	Site / Test Engineer	AC2 / Aby
Test Mode	802.11g_TX_CH 8_ANT 0+1	Test Voltage	AC 120V/60Hz

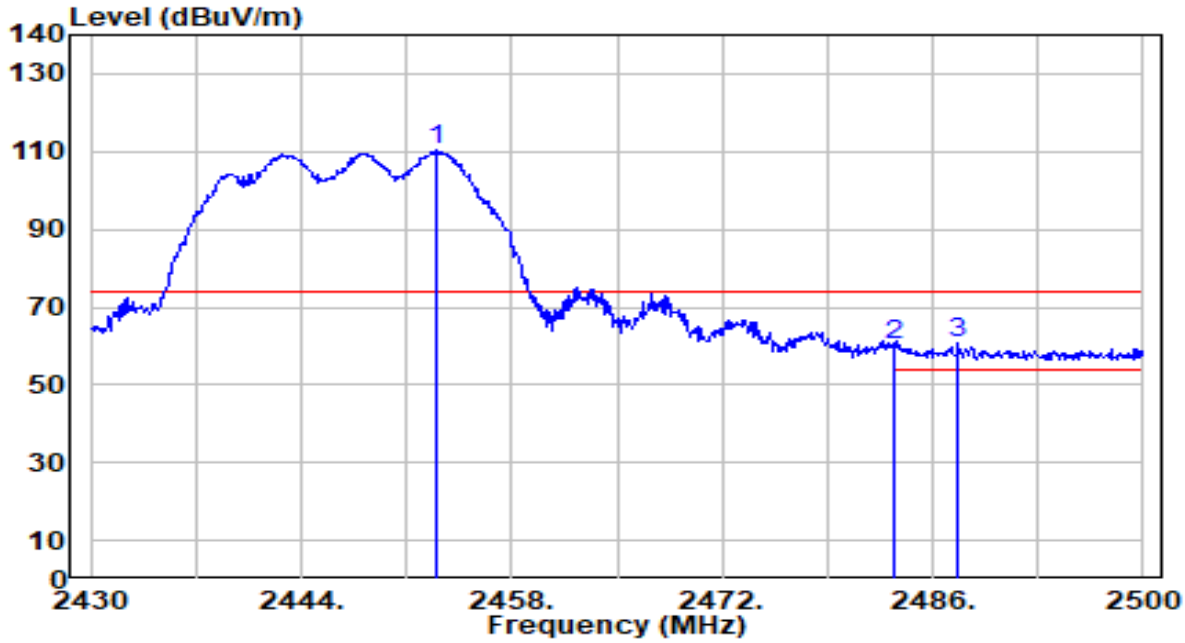

No		Frequency (MHz)	Reading (dBuV)	C.F (dB/m)	Measurement (dBuV/m)	Margin (dB)	Limit (dBuV/m)	Height (cm)	Angle (deg)	Remark (QP/PK/AV)
1		2452.960	78.56	31.62	110.18	N/A	N/A	113	211	Peak
2		2483.500	28.25	31.71	59.96	-14.04	74.00	113	211	Peak
3	*	2487.680	29.14	31.72	60.86	-13.14	74.00	113	211	Peak

Note:

1. " *", means this data is the worst emission level.
2. C.F (Correction Factor) = Antenna Factor (dB/m)+ Cable Loss (dB).
3. Measurement (dBuV/m) = Reading(dBuV) + C.F (Correction Factor).
4. The emission levels of other frequencies are very lower than the limit and not show in test report.

EUT	BE3600 Dual-Band Wi-Fi 7 Gaming Router	Date of Test	2025-04-17
Factor	DRH18-E	Temp. / Humidity	21°C /63%
Polarity	Horizontal	Site / Test Engineer	AC2 / Aby
Test Mode	802.11g_TX_CH 8_ANT 0+1	Test Voltage	AC 120V/60Hz

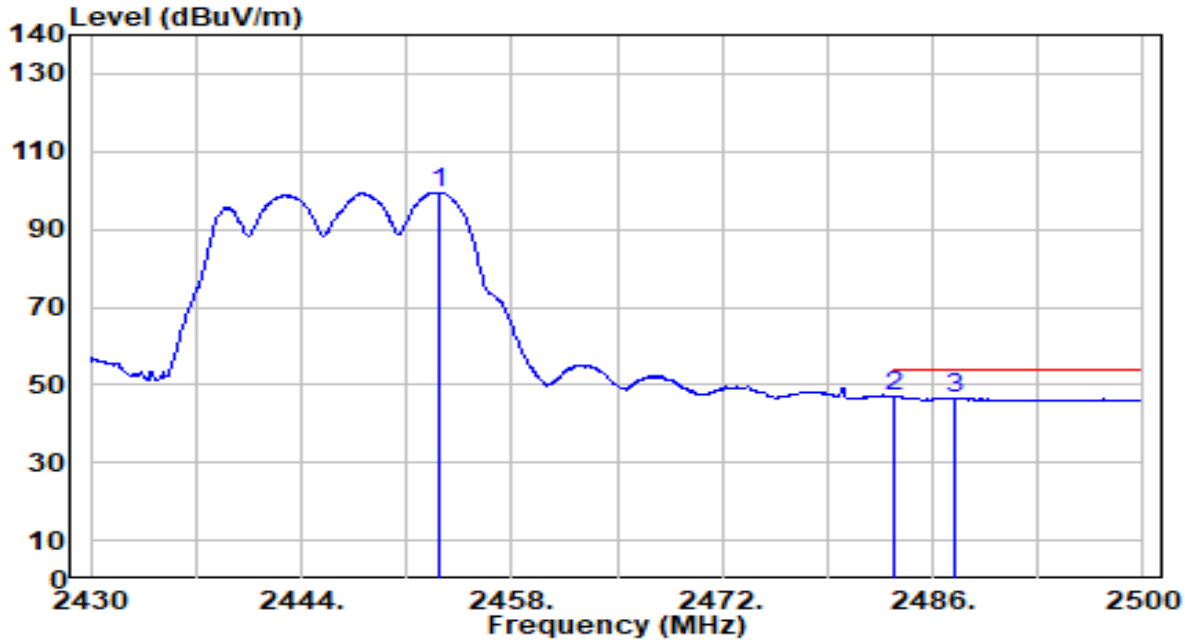

No		Frequency (MHz)	Reading (dBuV)	C.F (dB/m)	Measurement (dBuV/m)	Margin (dB)	Limit (dBuV/m)	Height (cm)	Angle (deg)	Remark (QP/PK/AV)
1		2453.240	67.91	31.62	99.52	N/A	N/A	113	211	Average
2	*	2483.500	15.12	31.71	46.83	-7.17	54.00	113	211	Average
3		2487.540	14.97	31.72	46.69	-7.31	54.00	113	211	Average

Note:

1. " *", means this data is the worst emission level.
2. C.F (Correction Factor) = Antenna Factor (dB/m)+ Cable Loss (dB).
3. Measurement (dBuV/m) = Reading(dBuV) + C.F (Correction Factor).
4. The emission levels of other frequencies are very lower than the limit and not show in test report.

EUT	BE3600 Dual-Band Wi-Fi 7 Gaming Router	Date of Test	2025-04-17
Factor	DRH18-E	Temp. / Humidity	21°C /63%
Polarity	Vertical	Site / Test Engineer	AC2 / Aby
Test Mode	802.11g_TX_CH 8_ANT 0+1	Test Voltage	AC 120V/60Hz

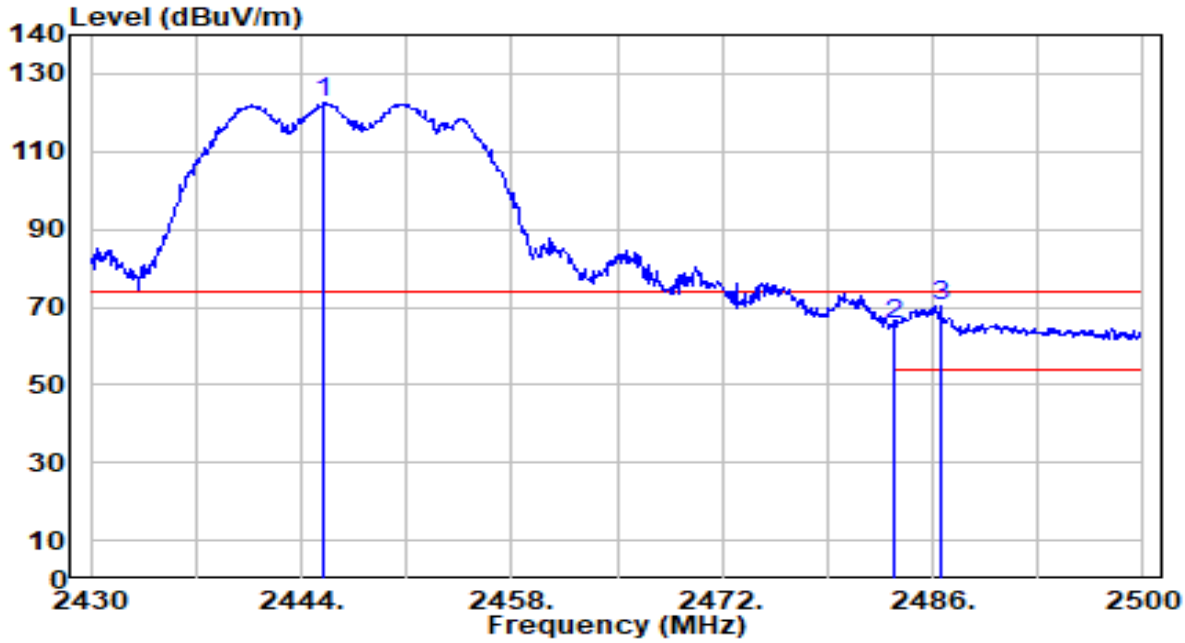

No		Frequency (MHz)	Reading (dBuV)	C.F (dB/m)	Measurement (dBuV/m)	Margin (dB)	Limit (dBuV/m)	Height (cm)	Angle (deg)	Remark (QP/PK/AV)
1		2445.540	91.01	31.59	122.61	N/A	N/A	130	207	Peak
2		2483.500	33.62	31.71	65.33	-8.67	74.00	130	207	Peak
3	*	2486.560	38.62	31.72	70.34	-3.66	74.00	130	207	Peak

Note:

1. " *", means this data is the worst emission level.
2. C.F (Correction Factor) = Antenna Factor (dB/m)+ Cable Loss (dB).
3. Measurement (dBuV/m) = Reading(dBuV) + C.F (Correction Factor).
4. The emission levels of other frequencies are very lower than the limit and not show in test report.

EUT	BE3600 Dual-Band Wi-Fi 7 Gaming Router	Date of Test	2025-04-17
Factor	DRH18-E	Temp. / Humidity	21°C /63%
Polarity	Vertical	Site / Test Engineer	AC2 / Aby
Test Mode	802.11g_TX_CH 8_ANT 0+1	Test Voltage	AC 120V/60Hz

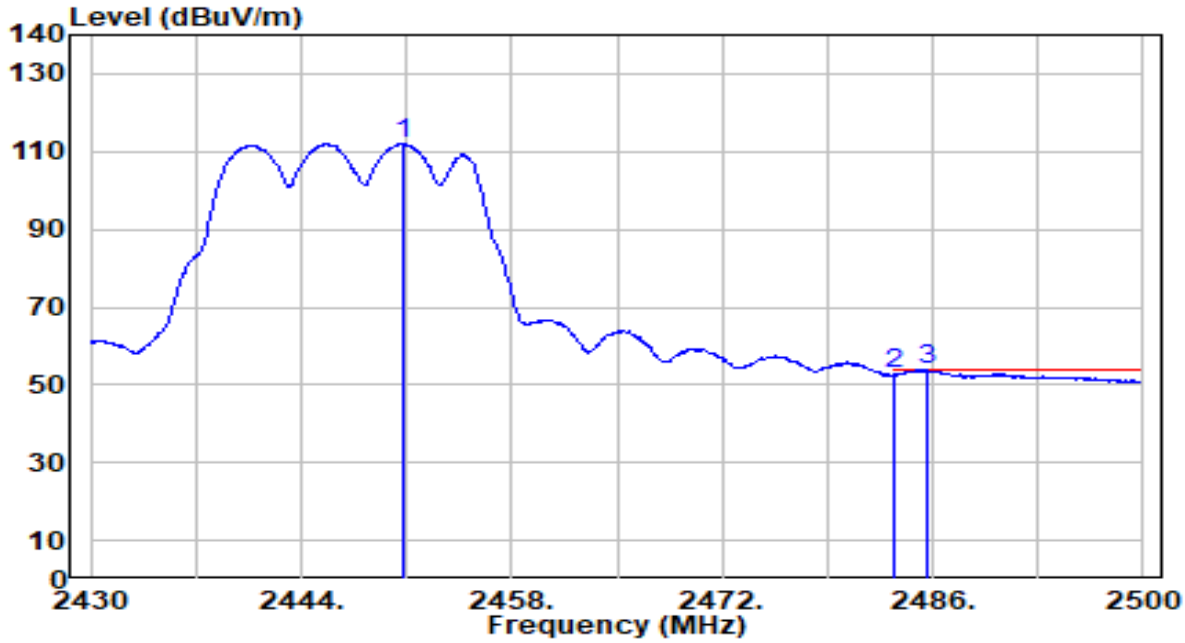

No		Frequency (MHz)	Reading (dBuV)	C.F (dB/m)	Measurement (dBuV/m)	Margin (dB)	Limit (dBuV/m)	Height (cm)	Angle (deg)	Remark (QP/PK/AV)
1		2450.720	80.41	31.61	112.02	N/A	N/A	130	207	Average
2		2483.500	20.99	31.71	52.70	-1.30	54.00	130	207	Average
3	*	2485.580	22.13	31.72	53.84	-0.16	54.00	130	207	Average

Note:

1. " *", means this data is the worst emission level.
2. C.F (Correction Factor) = Antenna Factor (dB/m)+ Cable Loss (dB).
3. Measurement (dBuV/m) = Reading(dBuV) + C.F (Correction Factor).
4. The emission levels of other frequencies are very lower than the limit and not show in test report.

EUT	BE3600 Dual-Band Wi-Fi 7 Gaming Router	Date of Test	2025-04-17
Factor	DRH18-E	Temp. / Humidity	21°C /63%
Polarity	Horizontal	Site / Test Engineer	AC2 / Aby
Test Mode	802.11g_TX_CH 9_ANT 0+1	Test Voltage	AC 120V/60Hz

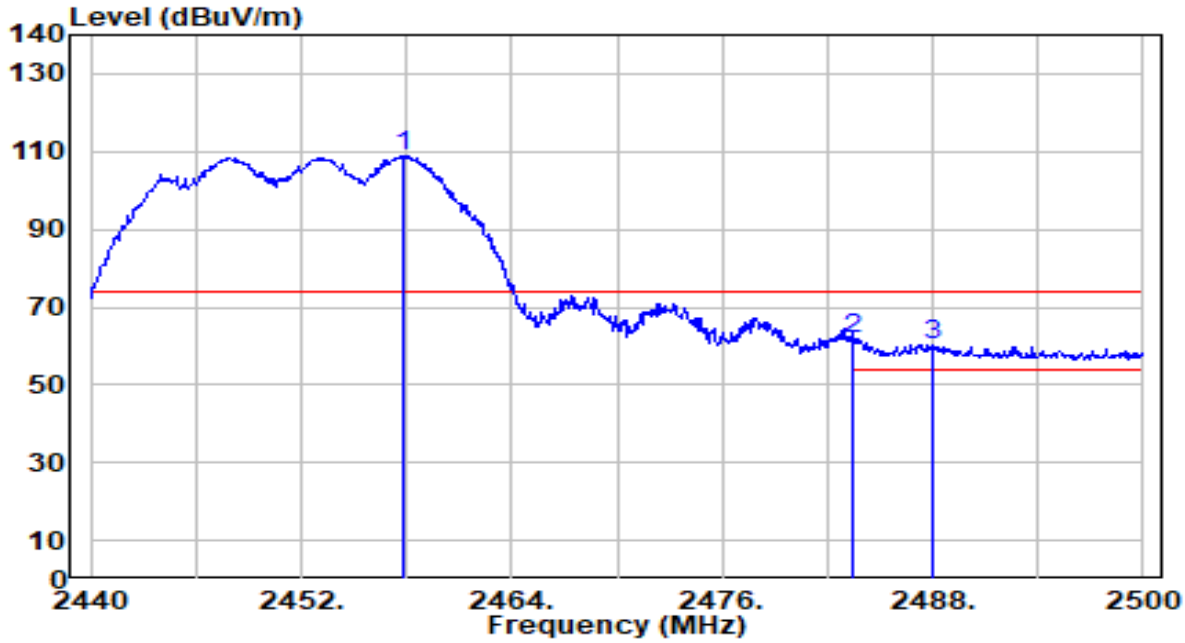

No		Frequency (MHz)	Reading (dBuV)	C.F (dB/m)	Measurement (dBuV/m)	Margin (dB)	Limit (dBuV/m)	Height (cm)	Angle (deg)	Remark (QP/PK/AV)
1		2457.880	77.26	31.63	108.90	N/A	N/A	107	211	Peak
2	*	2483.500	30.28	31.71	61.99	-12.01	74.00	107	211	Peak
3		2487.940	28.71	31.72	60.43	-13.57	74.00	107	211	Peak

Note:

1. " *", means this data is the worst emission level.
2. C.F (Correction Factor) = Antenna Factor (dB/m)+ Cable Loss (dB).
3. Measurement (dBuV/m) = Reading(dBuV) + C.F (Correction Factor).
4. The emission levels of other frequencies are very lower than the limit and not show in test report.

EUT	BE3600 Dual-Band Wi-Fi 7 Gaming Router	Date of Test	2025-04-17
Factor	DRH18-E	Temp. / Humidity	21°C /63%
Polarity	Horizontal	Site / Test Engineer	AC2 / Aby
Test Mode	802.11g_TX_CH 9_ANT 0+1	Test Voltage	AC 120V/60Hz

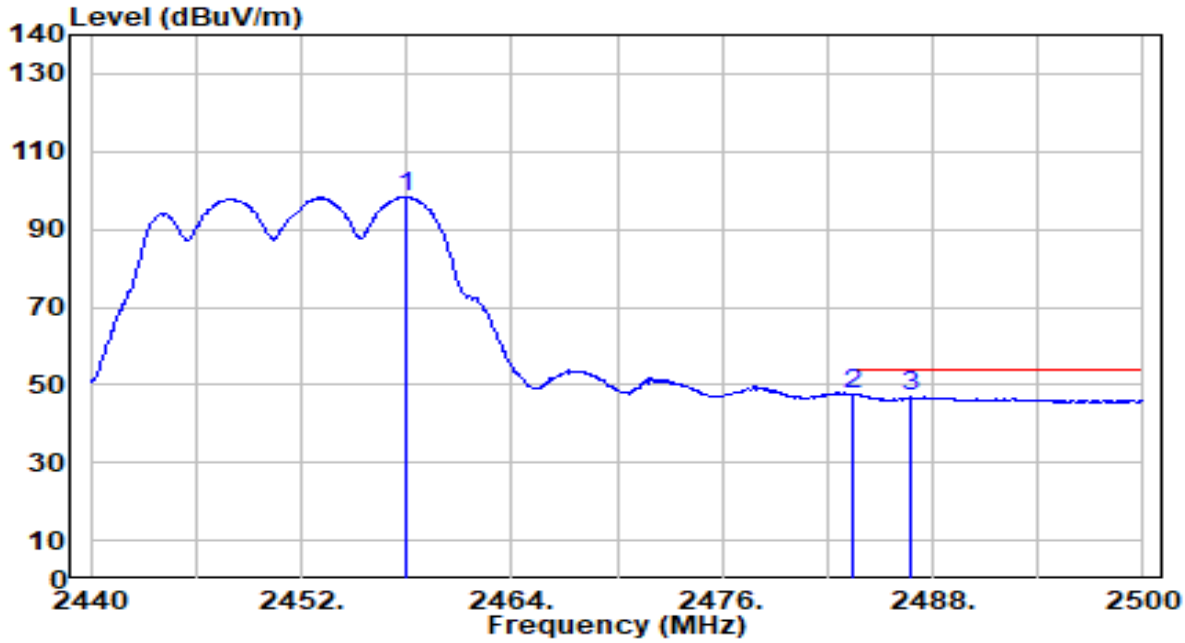

No		Frequency (MHz)	Reading (dBuV)	C.F (dB/m)	Measurement (dBuV/m)	Margin (dB)	Limit (dBuV/m)	Height (cm)	Angle (deg)	Remark (QP/PK/AV)
1		2457.940	66.70	31.63	98.33	N/A	N/A	107	211	Average
2	*	2483.500	15.68	31.71	47.39	-6.61	54.00	107	211	Average
3		2486.740	15.05	31.72	46.77	-7.23	54.00	107	211	Average

Note:

1. " *", means this data is the worst emission level.
2. C.F (Correction Factor) = Antenna Factor (dB/m)+ Cable Loss (dB).
3. Measurement (dBuV/m) = Reading(dBuV) + C.F (Correction Factor).
4. The emission levels of other frequencies are very lower than the limit and not show in test report.

EUT	BE3600 Dual-Band Wi-Fi 7 Gaming Router	Date of Test	2025-04-17
Factor	DRH18-E	Temp. / Humidity	21°C /63%
Polarity	Vertical	Site / Test Engineer	AC2 / Aby
Test Mode	802.11g_TX_CH 9_ANT 0+1	Test Voltage	AC 120V/60Hz

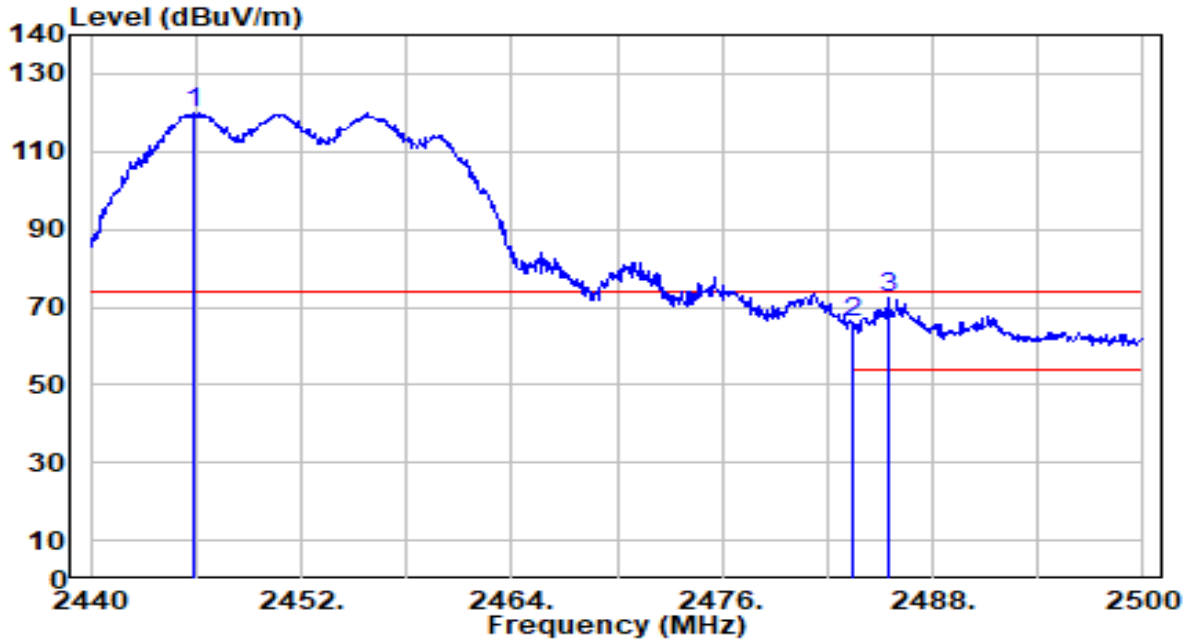

No		Frequency (MHz)	Reading (dBuV)	C.F (dB/m)	Measurement (dBuV/m)	Margin (dB)	Limit (dBuV/m)	Height (cm)	Angle (deg)	Remark (QP/PK/AV)
1		2445.940	88.38	31.60	119.98	N/A	N/A	138	33	Peak
2		2483.500	34.34	31.71	66.05	-7.95	74.00	138	33	Peak
3	*	2485.420	40.45	31.72	72.17	-1.83	74.00	138	33	Peak

Note:

1. " *", means this data is the worst emission level.
2. C.F (Correction Factor) = Antenna Factor (dB/m)+ Cable Loss (dB).
3. Measurement (dBuV/m) = Reading(dBuV) + C.F (Correction Factor).
4. The emission levels of other frequencies are very lower than the limit and not show in test report.

EUT	BE3600 Dual-Band Wi-Fi 7 Gaming Router	Date of Test	2025-04-17
Factor	DRH18-E	Temp. / Humidity	21°C /63%
Polarity	Vertical	Site / Test Engineer	AC2 / Aby
Test Mode	802.11g_TX_CH 9_ANT 0+1	Test Voltage	AC 120V/60Hz

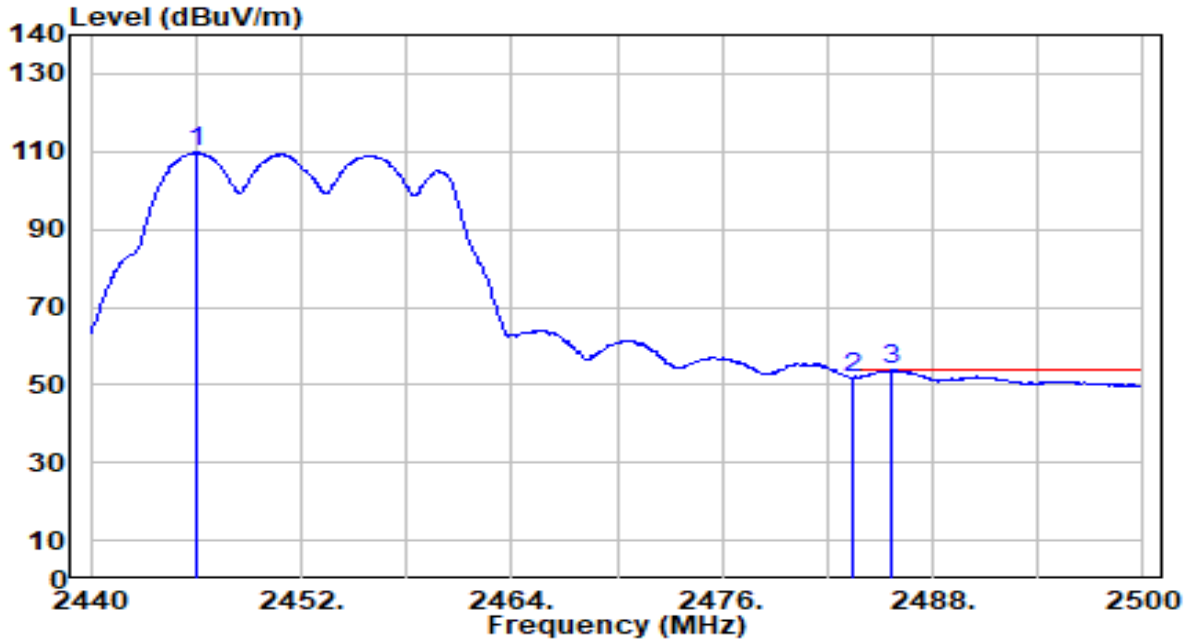

No		Frequency (MHz)	Reading (dBuV)	C.F (dB/m)	Measurement (dBuV/m)	Margin (dB)	Limit (dBuV/m)	Height (cm)	Angle (deg)	Remark (QP/PK/AV)
1		2446.060	78.06	31.60	109.66	N/A	N/A	138	33	Average
2		2483.500	20.09	31.71	51.80	-2.20	54.00	138	33	Average
3	*	2485.660	22.13	31.72	53.85	-0.15	54.00	138	33	Average

Note:

1. " *", means this data is the worst emission level.
2. C.F (Correction Factor) = Antenna Factor (dB/m)+ Cable Loss (dB).
3. Measurement (dBuV/m) = Reading(dBuV) + C.F (Correction Factor).
4. The emission levels of other frequencies are very lower than the limit and not show in test report.

EUT	BE3600 Dual-Band Wi-Fi 7 Gaming Router	Date of Test	2025-04-17
Factor	DRH18-E	Temp. / Humidity	21°C /63%
Polarity	Horizontal	Site / Test Engineer	AC2 / Aby
Test Mode	802.11g_TX_CH 10_ANT 0+1	Test Voltage	AC 120V/60Hz

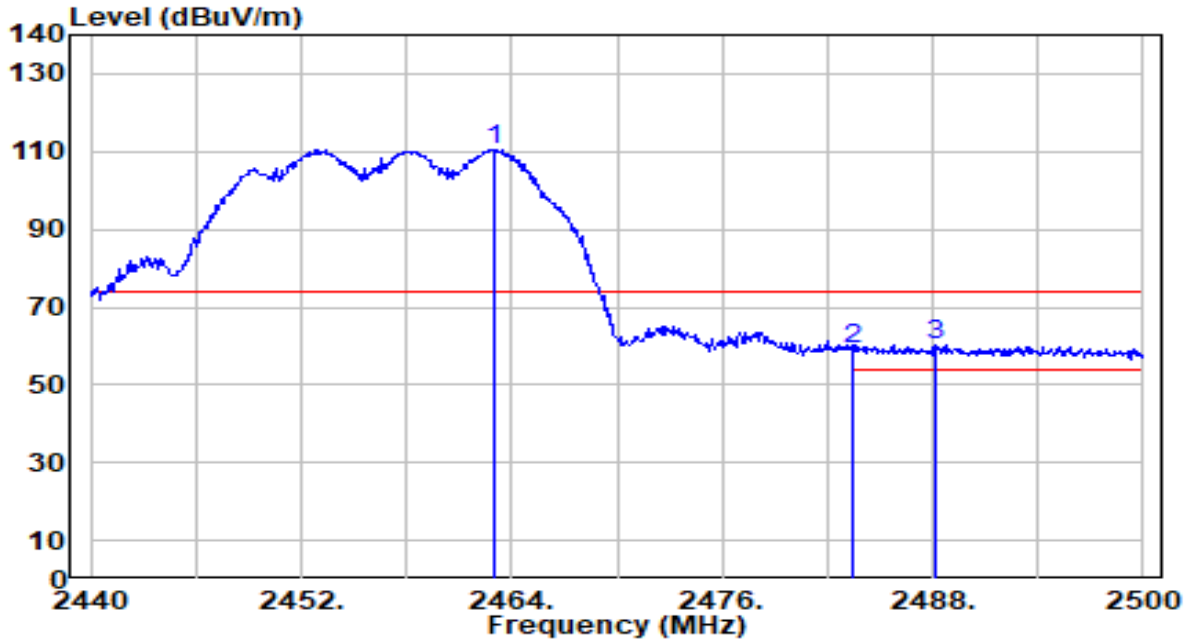

No		Frequency (MHz)	Reading (dBuV)	C.F (dB/m)	Measurement (dBuV/m)	Margin (dB)	Limit (dBuV/m)	Height (cm)	Angle (deg)	Remark (QP/PK/AV)
1		2462.980	79.01	31.65	110.66	N/A	N/A	106	210	Peak
2		2483.500	27.52	31.71	59.23	-14.77	74.00	106	210	Peak
3	*	2488.180	28.47	31.72	60.19	-13.81	74.00	106	210	Peak

Note:

1. " *", means this data is the worst emission level.
2. C.F (Correction Factor) = Antenna Factor (dB/m)+ Cable Loss (dB).
3. Measurement (dBuV/m) = Reading(dBuV) + C.F (Correction Factor).
4. The emission levels of other frequencies are very lower than the limit and not show in test report.

EUT	BE3600 Dual-Band Wi-Fi 7 Gaming Router	Date of Test	2025-04-17
Factor	DRH18-E	Temp. / Humidity	21°C /63%
Polarity	Horizontal	Site / Test Engineer	AC2 / Aby
Test Mode	802.11g_TX_CH 10_ANT 0+1	Test Voltage	AC 120V/60Hz

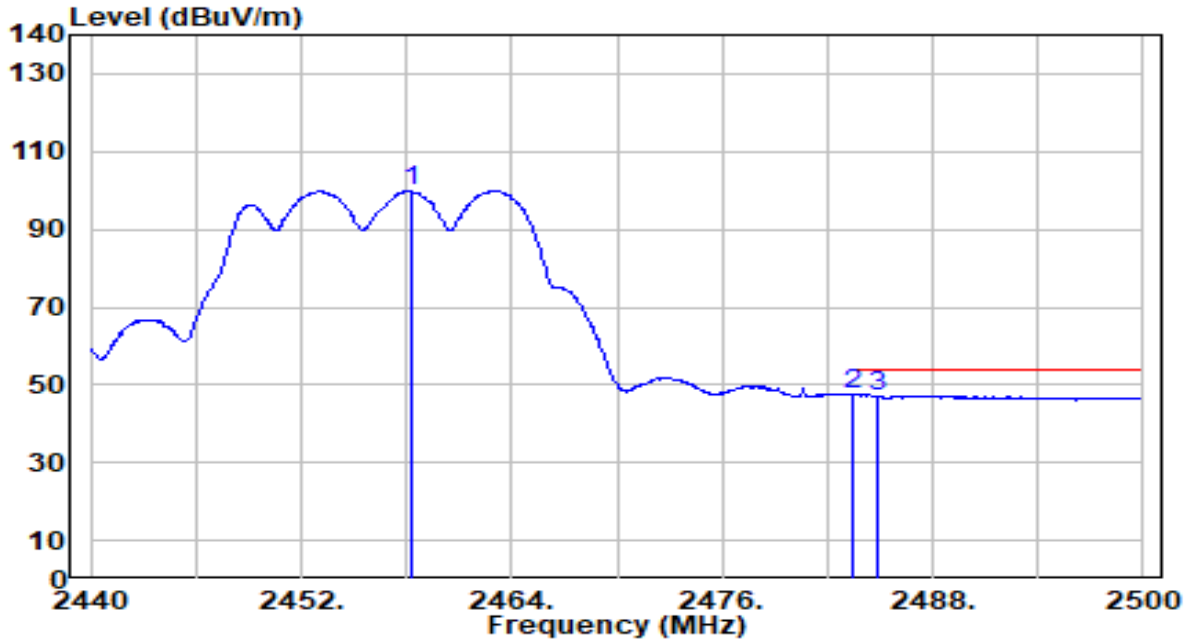

No		Frequency (MHz)	Reading (dBuV)	C.F (dB/m)	Measurement (dBuV/m)	Margin (dB)	Limit (dBuV/m)	Height (cm)	Angle (deg)	Remark (QP/PK/AV)
1		2458.240	68.21	31.63	99.85	N/A	N/A	106	210	Average
2	*	2483.500	15.84	31.71	47.55	-6.45	54.00	106	210	Average
3		2484.880	15.47	31.71	47.18	-6.82	54.00	106	210	Average

Note:

1. " *", means this data is the worst emission level.
2. C.F (Correction Factor) = Antenna Factor (dB/m)+ Cable Loss (dB).
3. Measurement (dBuV/m) = Reading(dBuV) + C.F (Correction Factor).
4. The emission levels of other frequencies are very lower than the limit and not show in test report.

EUT	BE3600 Dual-Band Wi-Fi 7 Gaming Router	Date of Test	2025-04-17
Factor	DRH18-E	Temp. / Humidity	21°C /63%
Polarity	Vertical	Site / Test Engineer	AC2 / Aby
Test Mode	802.11g_TX_CH 10_ANT 0+1	Test Voltage	AC 120V/60Hz

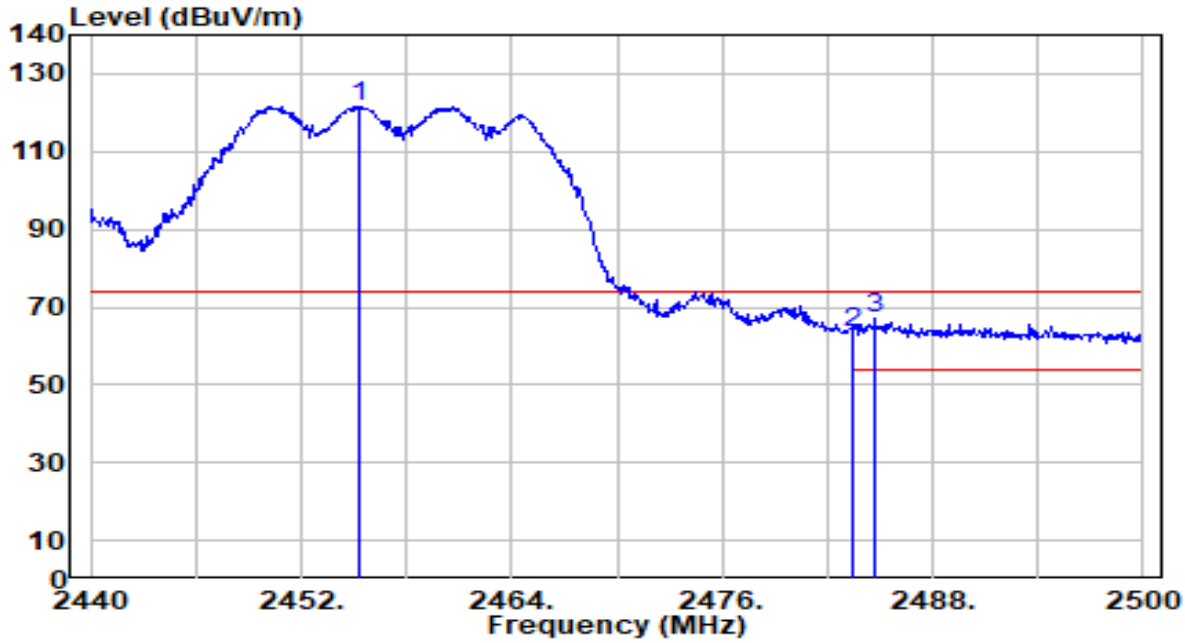

No		Frequency (MHz)	Reading (dBuV)	C.F (dB/m)	Measurement (dBuV/m)	Margin (dB)	Limit (dBuV/m)	Height (cm)	Angle (deg)	Remark (QP/PK/AV)
1		2455.360	89.88	31.62	121.51	N/A	N/A	100	22	Peak
2		2483.500	31.68	31.71	63.39	-10.61	74.00	100	22	Peak
3	*	2484.700	35.31	31.71	67.02	-6.98	74.00	100	22	Peak

Note:

1. " *", means this data is the worst emission level.
2. C.F (Correction Factor) = Antenna Factor (dB/m)+ Cable Loss (dB).
3. Measurement (dBuV/m) = Reading(dBuV) + C.F (Correction Factor).
4. The emission levels of other frequencies are very lower than the limit and not show in test report.

EUT	BE3600 Dual-Band Wi-Fi 7 Gaming Router	Date of Test	2025-04-17
Factor	DRH18-E	Temp. / Humidity	21°C /63%
Polarity	Vertical	Site / Test Engineer	AC2 / Aby
Test Mode	802.11g_TX_CH 10_ANT 0+1	Test Voltage	AC 120V/60Hz

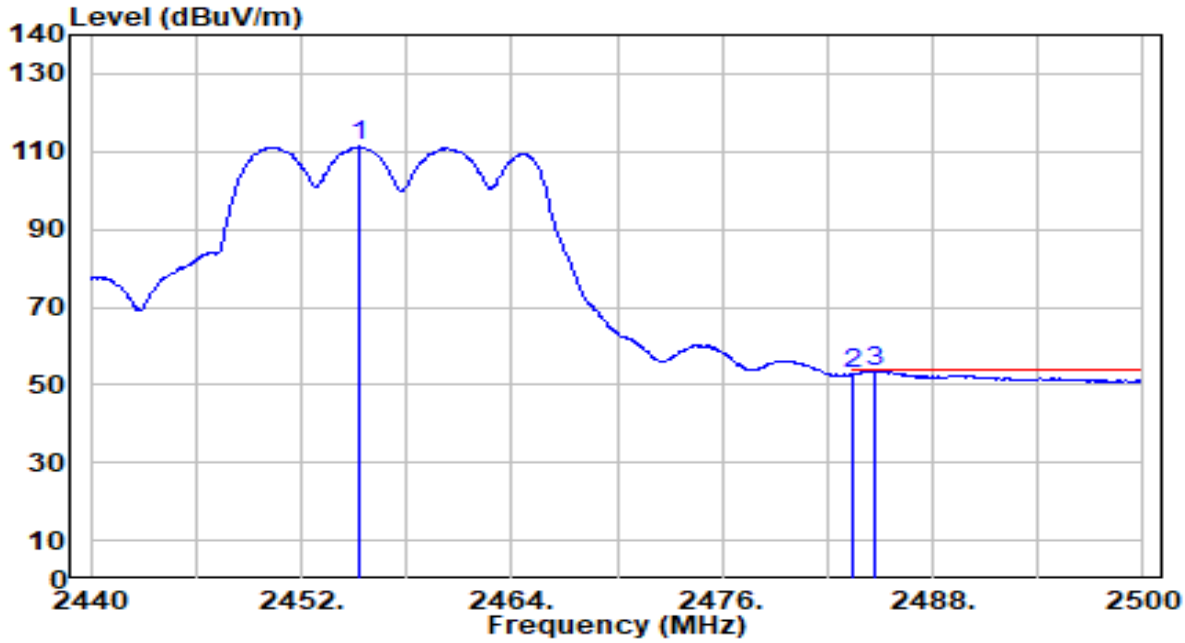

No		Frequency (MHz)	Reading (dBuV)	C.F (dB/m)	Measurement (dBuV/m)	Margin (dB)	Limit (dBuV/m)	Height (cm)	Angle (deg)	Remark (QP/PK/AV)
1		2455.360	79.59	31.62	111.21	N/A	N/A	100	22	Average
2		2483.500	20.88	31.71	52.59	-1.41	54.00	100	22	Average
3	*	2484.760	21.76	31.71	53.47	-0.53	54.00	100	22	Average

Note:

1. " *", means this data is the worst emission level.
2. C.F (Correction Factor) = Antenna Factor (dB/m)+ Cable Loss (dB).
3. Measurement (dBuV/m) = Reading(dBuV) + C.F (Correction Factor).
4. The emission levels of other frequencies are very lower than the limit and not show in test report.