EUT	BE3600 Dual-Band Wi-Fi 7 Gaming Router	Date of Test	2025-04-17
Factor	DRH18-E	Temp. / Humidity	21°C /63%
Polarity	Horizontal	Site / Test Engineer	AC2 / Aby
Test Mode	802.11g_TX_CH 11_ANT 0+1	Test Voltage	AC 120V/60Hz

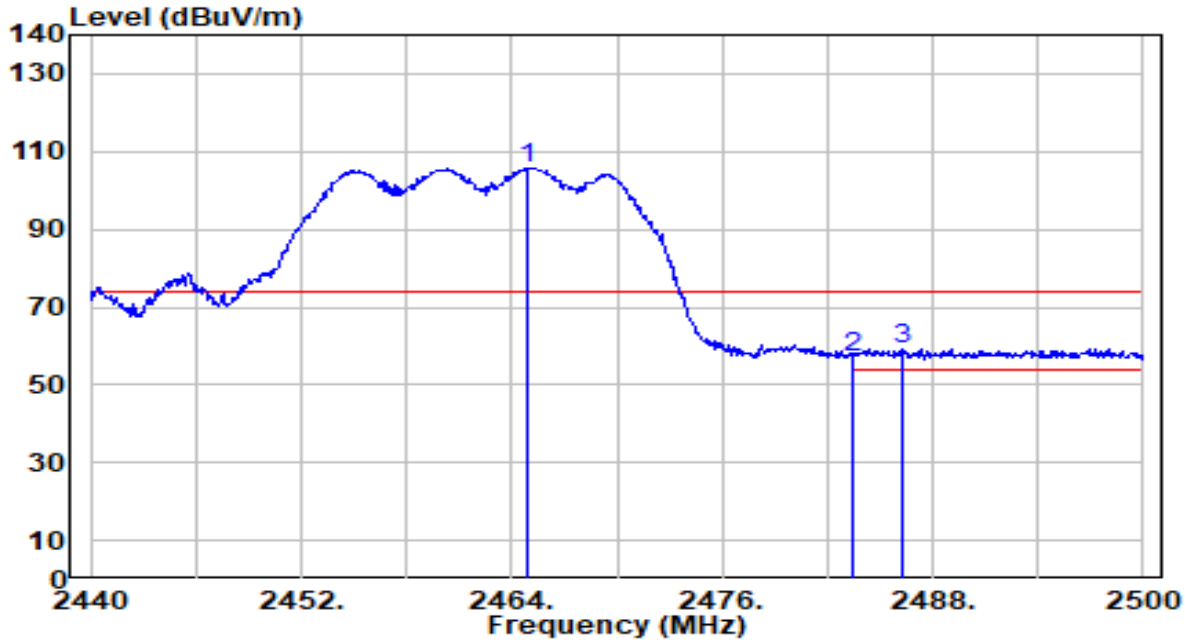

No		Frequency (MHz)	Reading (dBuV)	C.F (dB/m)	Measurement (dBuV/m)	Margin (dB)	Limit (dBuV/m)	Height (cm)	Angle (deg)	Remark (QP/PK/AV)
1		2464.840	74.07	31.65	105.72	N/A	N/A	214	309	Peak
2		2483.500	25.51	31.71	57.22	-16.78	74.00	214	309	Peak
3	*	2486.200	27.51	31.72	59.23	-14.77	74.00	214	309	Peak

Note:

1. " *", means this data is the worst emission level.
2. C.F (Correction Factor) = Antenna Factor (dB/m)+ Cable Loss (dB).
3. Measurement (dBuV/m) = Reading(dBuV) + C.F (Correction Factor).
4. The emission levels of other frequencies are very lower than the limit and not show in test report.

EUT	BE3600 Dual-Band Wi-Fi 7 Gaming Router	Date of Test	2025-04-17
Factor	DRH18-E	Temp. / Humidity	21°C /63%
Polarity	Horizontal	Site / Test Engineer	AC2 / Aby
Test Mode	802.11g_TX_CH 11_ANT 0+1	Test Voltage	AC 120V/60Hz

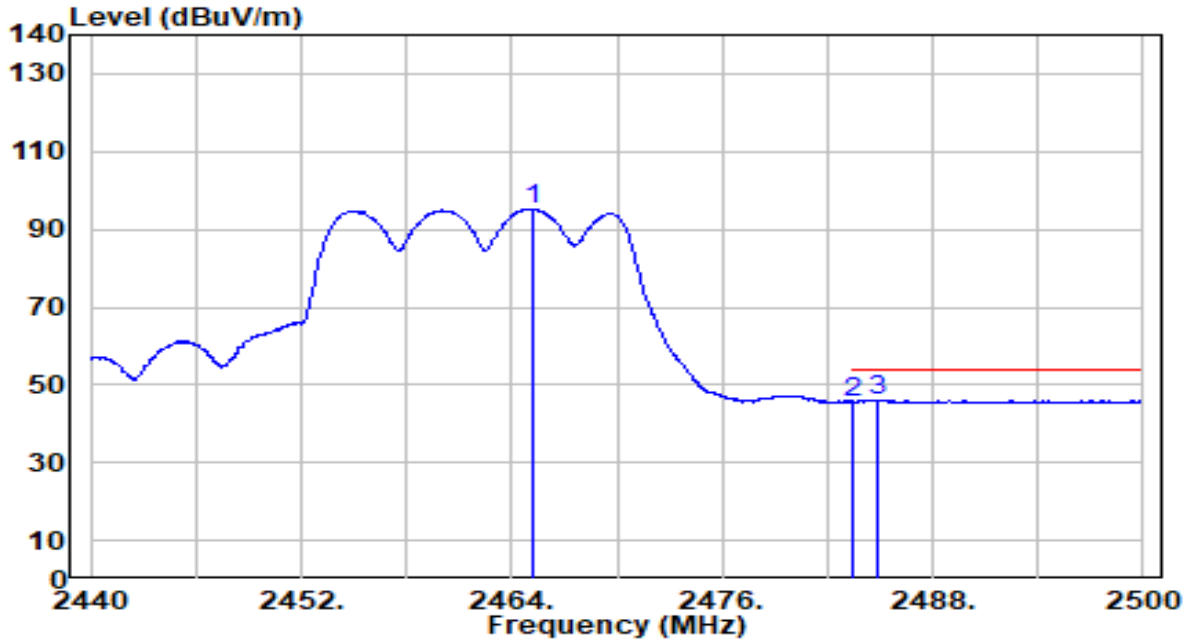

No		Frequency (MHz)	Reading (dBuV)	C.F (dB/m)	Measurement (dBuV/m)	Margin (dB)	Limit (dBuV/m)	Height (cm)	Angle (deg)	Remark (QP/PK/AV)
1		2465.140	63.60	31.65	95.26	N/A	N/A	214	309	Average
2		2483.500	13.99	31.71	45.70	-8.30	54.00	214	309	Average
3	*	2484.880	14.38	31.71	46.09	-7.91	54.00	214	309	Average

Note:

1. " *", means this data is the worst emission level.
2. C.F (Correction Factor) = Antenna Factor (dB/m)+ Cable Loss (dB).
3. Measurement (dBuV/m) = Reading(dBuV) + C.F (Correction Factor).
4. The emission levels of other frequencies are very lower than the limit and not show in test report.

EUT	BE3600 Dual-Band Wi-Fi 7 Gaming Router	Date of Test	2025-04-17
Factor	DRH18-E	Temp. / Humidity	21°C /63%
Polarity	Vertical	Site / Test Engineer	AC2 / Aby
Test Mode	802.11g_TX_CH 11_ANT 0+1	Test Voltage	AC 120V/60Hz

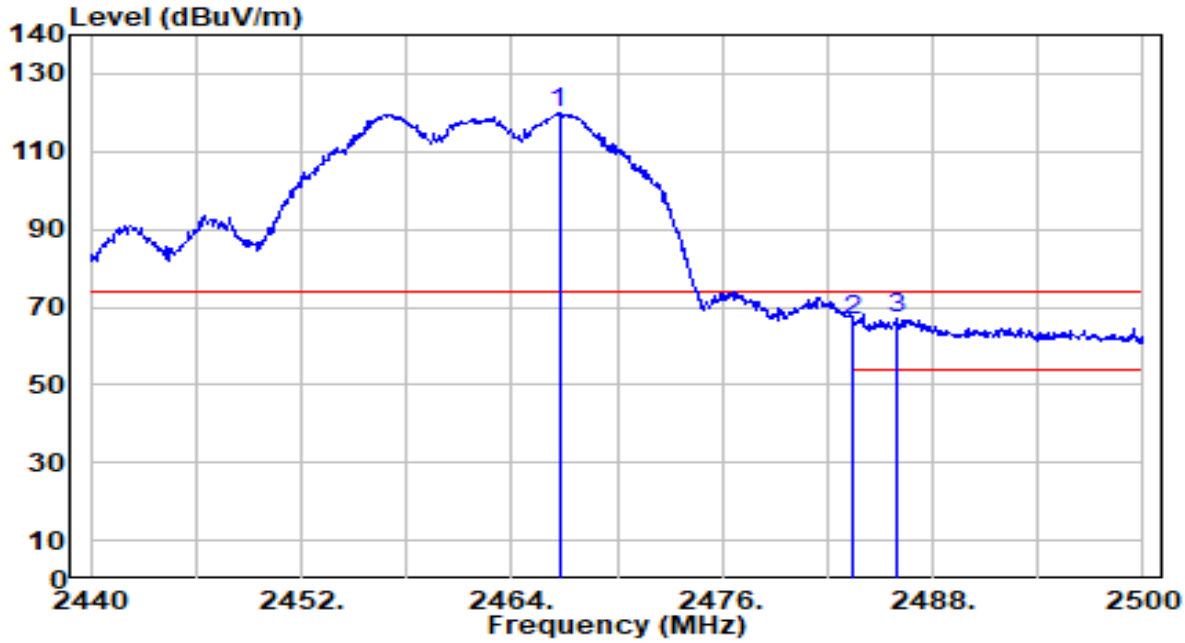

No		Frequency (MHz)	Reading (dBuV)	C.F (dB/m)	Measurement (dBuV/m)	Margin (dB)	Limit (dBuV/m)	Height (cm)	Angle (deg)	Remark (QP/PK/AV)
1		2466.700	88.30	31.66	119.95	N/A	N/A	182	350	Peak
2		2483.500	34.79	31.71	66.50	-7.50	74.00	182	350	Peak
3	*	2485.960	35.61	31.72	67.33	-6.67	74.00	182	350	Peak

Note:

1. " *", means this data is the worst emission level.
2. C.F (Correction Factor) = Antenna Factor (dB/m)+ Cable Loss (dB).
3. Measurement (dBuV/m) = Reading(dBuV) + C.F (Correction Factor).
4. The emission levels of other frequencies are very lower than the limit and not show in test report.

EUT	BE3600 Dual-Band Wi-Fi 7 Gaming Router	Date of Test	2025-04-17
Factor	DRH18-E	Temp. / Humidity	21°C /63%
Polarity	Vertical	Site / Test Engineer	AC2 / Aby
Test Mode	802.11g_TX_CH 11_ANT 0+1	Test Voltage	AC 120V/60Hz

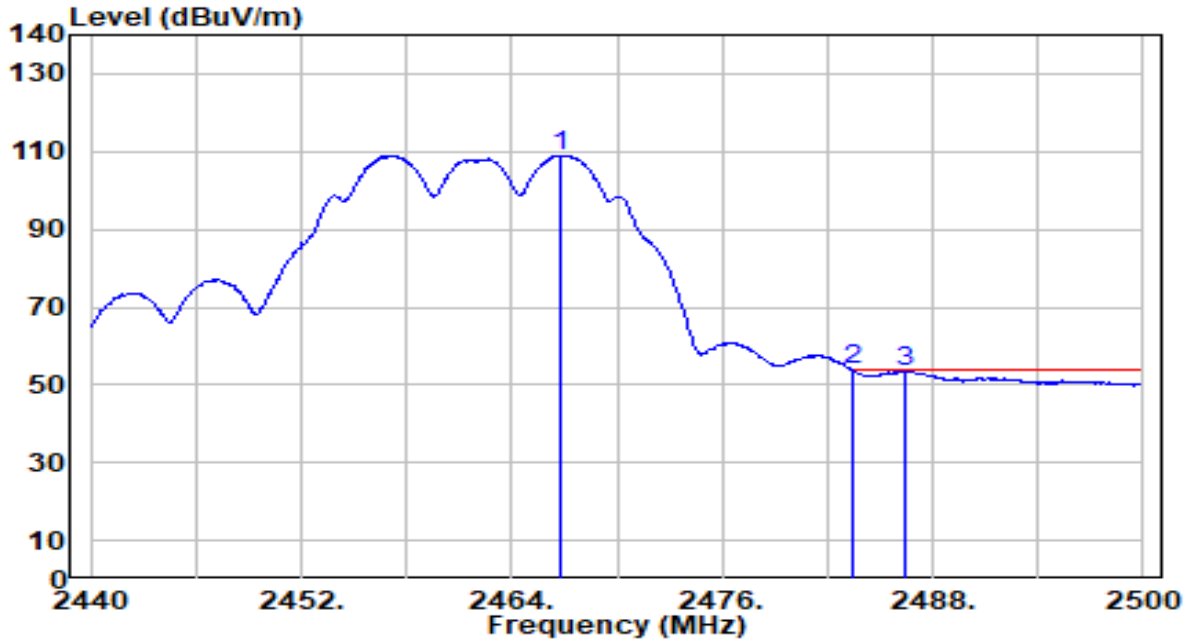

No		Frequency (MHz)	Reading (dBuV)	C.F (dB/m)	Measurement (dBuV/m)	Margin (dB)	Limit (dBuV/m)	Height (cm)	Angle (deg)	Remark (QP/PK/AV)
1		2466.820	77.38	31.66	109.04	N/A	N/A	182	350	Average
2	*	2483.500	22.17	31.71	53.88	-0.12	54.00	182	350	Average
3		2486.380	21.75	31.72	53.47	-0.53	54.00	182	350	Average

Note:

1. " *", means this data is the worst emission level.
2. C.F (Correction Factor) = Antenna Factor (dB/m)+ Cable Loss (dB).
3. Measurement (dBuV/m) = Reading(dBuV) + C.F (Correction Factor).
4. The emission levels of other frequencies are very lower than the limit and not show in test report.

EUT	BE3600 Dual-Band Wi-Fi 7 Gaming Router	Date of Test	2025-04-17
Factor	DRH18-E	Temp. / Humidity	21°C /63%
Polarity	Horizontal	Site / Test Engineer	AC2 / Aby
Test Mode	802.11n-20MHz_TX_CH 1_ANT 0+1	Test Voltage	AC 120V/60Hz

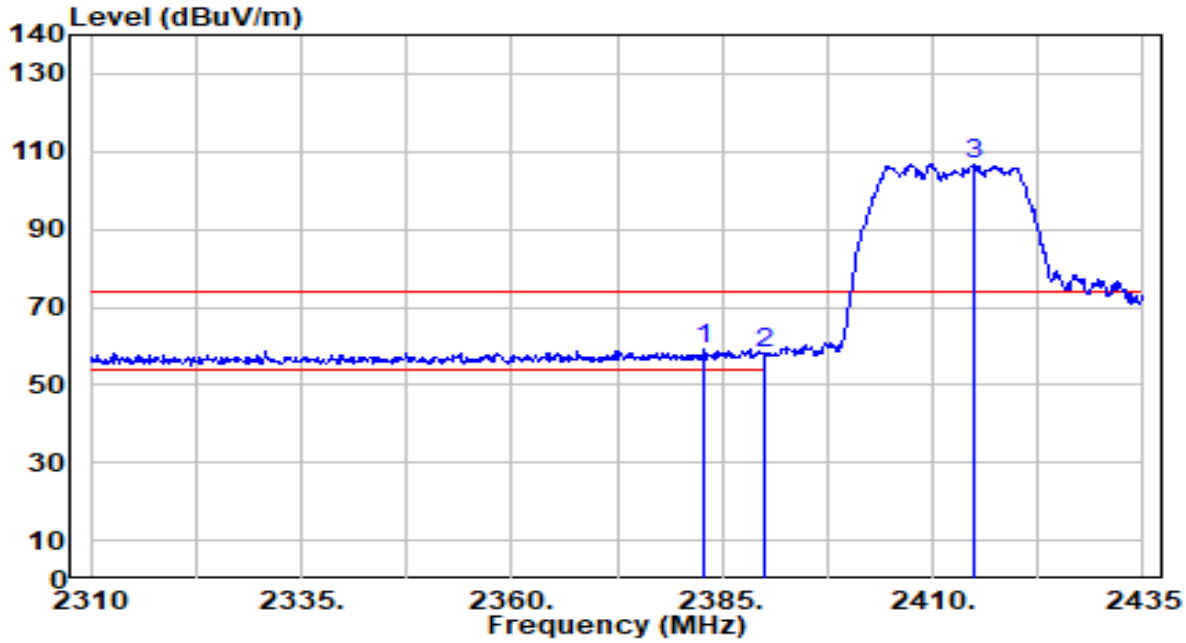

No		Frequency (MHz)	Reading (dBuV)	C.F (dB/m)	Measurement (dBuV/m)	Margin (dB)	Limit (dBuV/m)	Height (cm)	Angle (deg)	Remark (QP/PK/AV)
1	*	2382.750	27.97	31.40	59.38	-14.62	74.00	295	60	Peak
2		2390.000	26.43	31.43	57.85	-16.15	74.00	295	60	Peak
3		2414.875	75.25	31.50	106.75	N/A	N/A	295	60	Peak

Note:

1. " *", means this data is the worst emission level.
2. C.F (Correction Factor) = Antenna Factor (dB/m)+ Cable Loss (dB).
3. Measurement (dBuV/m) = Reading(dBuV) + C.F (Correction Factor).
4. The emission levels of other frequencies are very lower than the limit and not show in test report.

EUT	BE3600 Dual-Band Wi-Fi 7 Gaming Router	Date of Test	2025-04-17
Factor	DRH18-E	Temp. / Humidity	21°C /63%
Polarity	Horizontal	Site / Test Engineer	AC2 / Aby
Test Mode	802.11n-20MHz_TX_CH 1_ANT 0+1	Test Voltage	AC 120V/60Hz

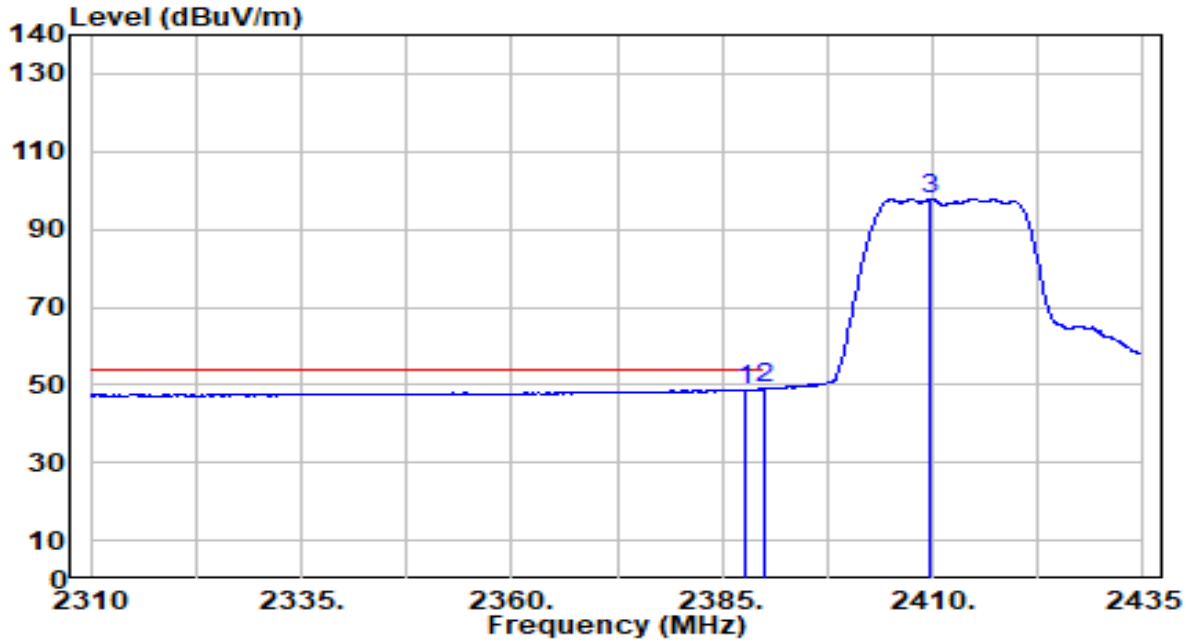

No		Frequency (MHz)	Reading (dBuV)	C.F (dB/m)	Measurement (dBuV/m)	Margin (dB)	Limit (dBuV/m)	Height (cm)	Angle (deg)	Remark (QP/PK/AV)
1		2387.875	17.35	31.42	48.77	-5.23	54.00	295	60	Average
2	*	2390.000	17.49	31.43	48.92	-5.08	54.00	295	60	Average
3		2409.750	66.51	31.49	97.99	N/A	N/A	295	60	Average

Note:

1. " *", means this data is the worst emission level.
2. C.F (Correction Factor) = Antenna Factor (dB/m)+ Cable Loss (dB).
3. Measurement (dBuV/m) = Reading(dBuV) + C.F (Correction Factor).
4. The emission levels of other frequencies are very lower than the limit and not show in test report.

EUT	BE3600 Dual-Band Wi-Fi 7 Gaming Router	Date of Test	2025-04-17
Factor	DRH18-E	Temp. / Humidity	21°C /63%
Polarity	Vertical	Site / Test Engineer	AC2 / Aby
Test Mode	802.11n-20MHz_TX_CH 1_ANT 0+1	Test Voltage	AC 120V/60Hz

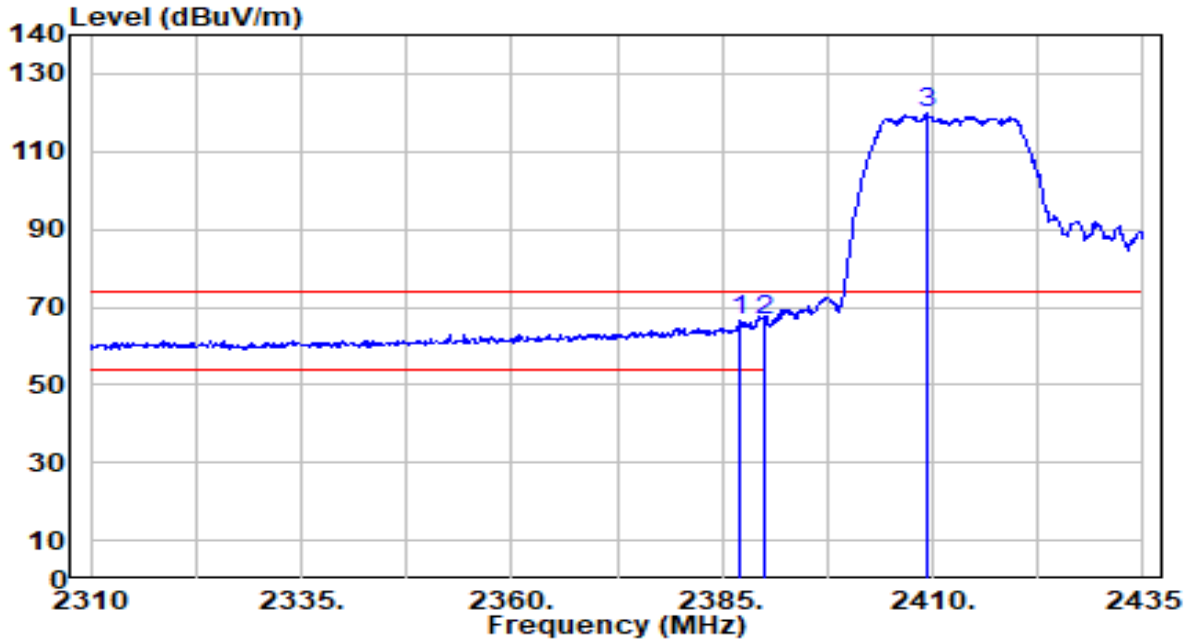

No		Frequency (MHz)	Reading (dBuV)	C.F (dB/m)	Measurement (dBuV/m)	Margin (dB)	Limit (dBuV/m)	Height (cm)	Angle (deg)	Remark (QP/PK/AV)
1		2387.000	35.02	31.42	66.44	-7.56	74.00	170	348	Peak
2	*	2390.000	35.25	31.43	66.68	-7.32	74.00	170	348	Peak
3		2409.250	88.34	31.48	119.82	N/A	N/A	170	348	Peak

Note:

1. " *", means this data is the worst emission level.
2. C.F (Correction Factor) = Antenna Factor (dB/m)+ Cable Loss (dB).
3. Measurement (dBuV/m) = Reading(dBuV) + C.F (Correction Factor).
4. The emission levels of other frequencies are very lower than the limit and not show in test report.

EUT	BE3600 Dual-Band Wi-Fi 7 Gaming Router	Date of Test	2025-04-17
Factor	DRH18-E	Temp. / Humidity	21°C /63%
Polarity	Vertical	Site / Test Engineer	AC2 / Aby
Test Mode	802.11n-20MHz_TX_CH 1_ANT 0+1	Test Voltage	AC 120V/60Hz

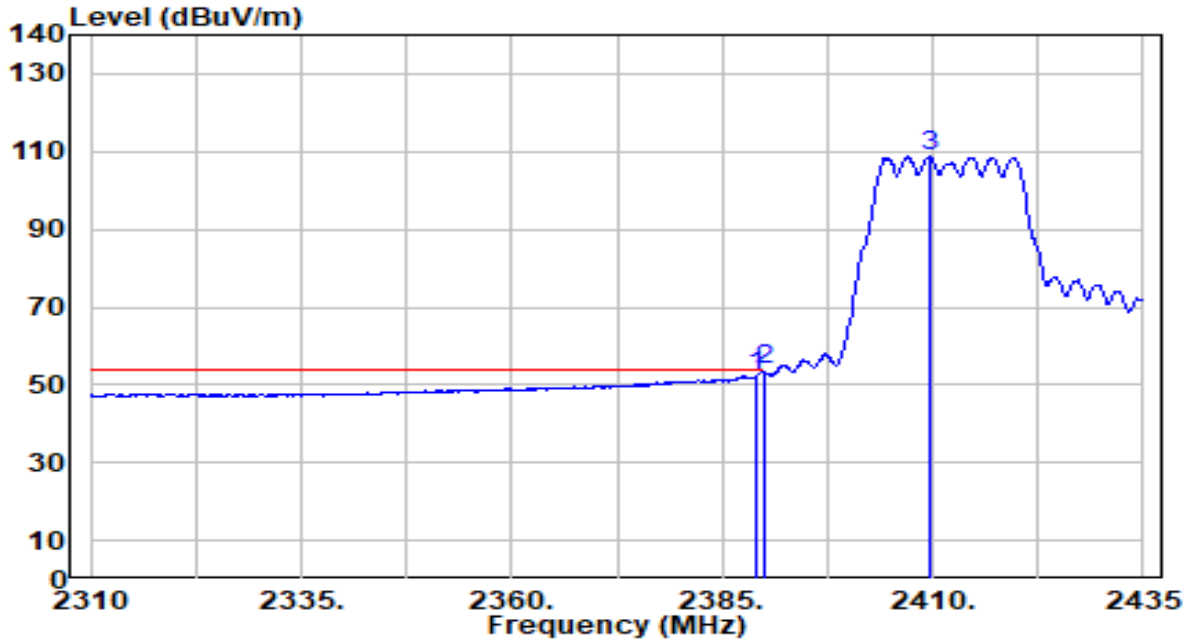

No		Frequency (MHz)	Reading (dBuV)	C.F (dB/m)	Measurement (dBuV/m)	Margin (dB)	Limit (dBuV/m)	Height (cm)	Angle (deg)	Remark (QP/PK/AV)
1		2389.000	20.87	31.42	52.30	-1.70	54.00	170	348	Average
2	*	2390.000	22.34	31.43	53.77	-0.23	54.00	170	348	Average
3		2409.625	77.14	31.49	108.62	N/A	N/A	170	348	Average

Note:

1. " *", means this data is the worst emission level.
2. C.F (Correction Factor) = Antenna Factor (dB/m)+ Cable Loss (dB).
3. Measurement (dBuV/m) = Reading(dBuV) + C.F (Correction Factor).
4. The emission levels of other frequencies are very lower than the limit and not show in test report.

EUT	BE3600 Dual-Band Wi-Fi 7 Gaming Router	Date of Test	2025-04-17
Factor	DRH18-E	Temp. / Humidity	21°C /63%
Polarity	Horizontal	Site / Test Engineer	AC2 / Aby
Test Mode	802.11n-20MHz_TX_CH 2_ANT 0+1	Test Voltage	AC 120V/60Hz

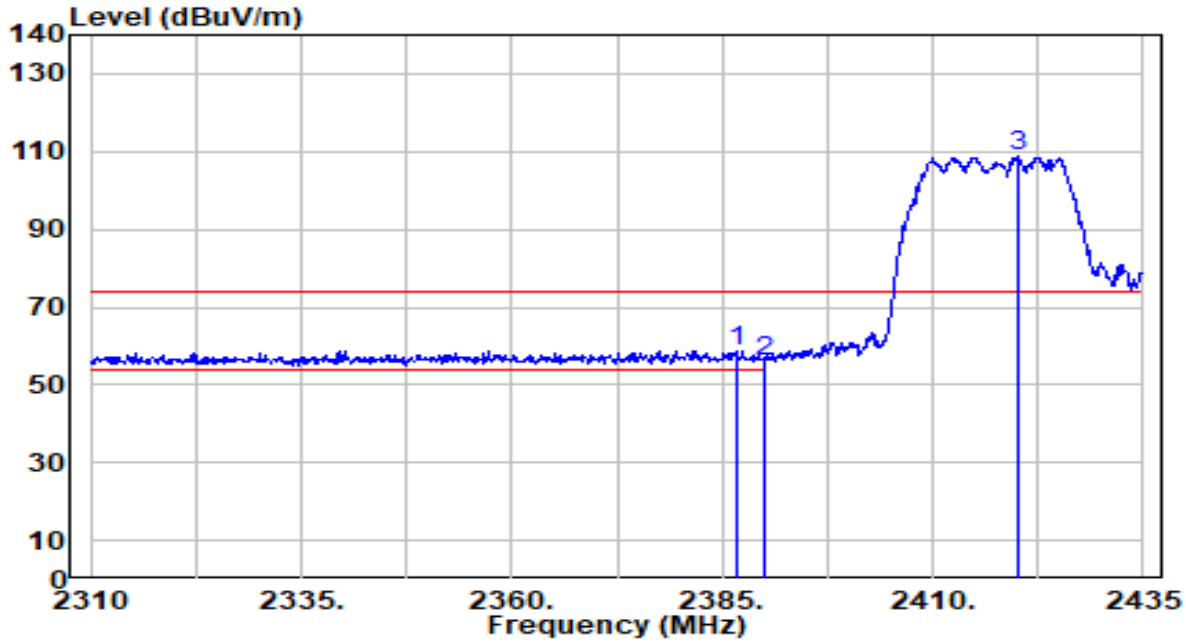

No		Frequency (MHz)	Reading (dBuV)	C.F (dB/m)	Measurement (dBuV/m)	Margin (dB)	Limit (dBuV/m)	Height (cm)	Angle (deg)	Remark (QP/PK/AV)
1	*	2386.750	27.39	31.42	58.81	-15.19	74.00	134	212	Peak
2		2390.000	24.84	31.43	56.26	-17.74	74.00	134	212	Peak
3		2420.125	77.18	31.52	108.69	N/A	N/A	134	212	Peak

Note:

1. " *", means this data is the worst emission level.
2. C.F (Correction Factor) = Antenna Factor (dB/m)+ Cable Loss (dB).
3. Measurement (dBuV/m) = Reading(dBuV) + C.F (Correction Factor).
4. The emission levels of other frequencies are very lower than the limit and not show in test report.

EUT	BE3600 Dual-Band Wi-Fi 7 Gaming Router	Date of Test	2025-04-17
Factor	DRH18-E	Temp. / Humidity	21°C /63%
Polarity	Horizontal	Site / Test Engineer	AC2 / Aby
Test Mode	802.11n-20MHz_TX_CH 2_ANT 0+1	Test Voltage	AC 120V/60Hz

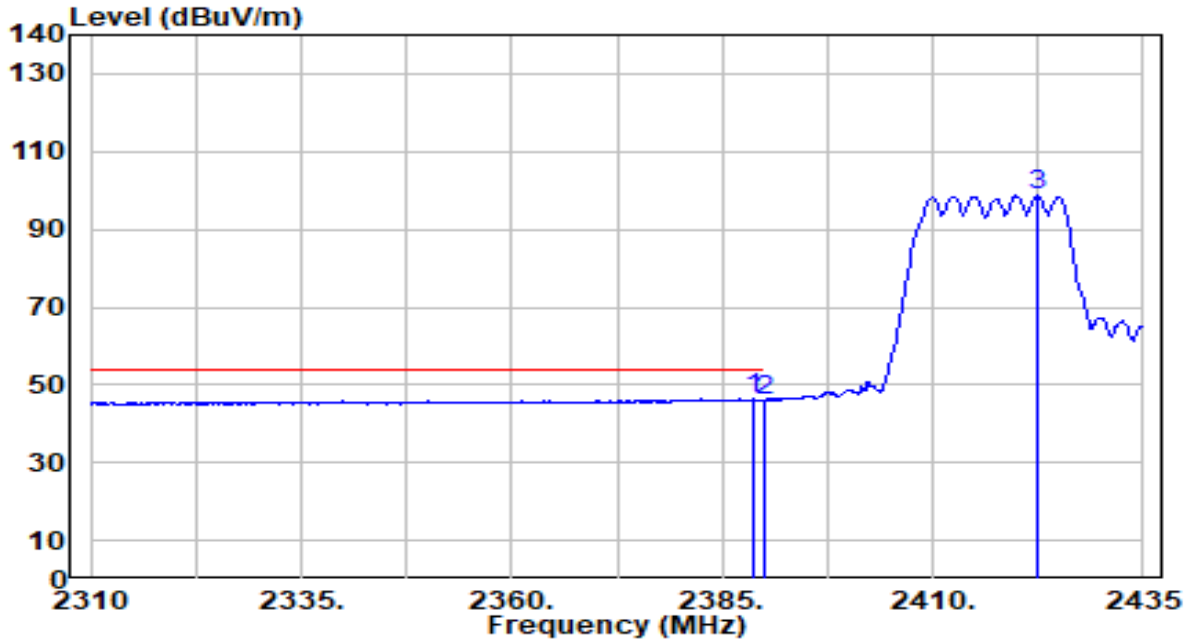

No		Frequency (MHz)	Reading (dBuV)	C.F (dB/m)	Measurement (dBuV/m)	Margin (dB)	Limit (dBuV/m)	Height (cm)	Angle (deg)	Remark (QP/PK/AV)
1	*	2388.625	14.83	31.42	46.25	-7.75	54.00	134	212	Average
2		2390.000	14.76	31.43	46.19	-7.81	54.00	134	212	Average
3		2422.375	67.07	31.52	98.60	N/A	N/A	134	212	Average

Note:

1. " *", means this data is the worst emission level.
2. C.F (Correction Factor) = Antenna Factor (dB/m)+ Cable Loss (dB).
3. Measurement (dBuV/m) = Reading(dBuV) + C.F (Correction Factor).
4. The emission levels of other frequencies are very lower than the limit and not show in test report.

EUT	BE3600 Dual-Band Wi-Fi 7 Gaming Router	Date of Test	2025-04-17
Factor	DRH18-E	Temp. / Humidity	21°C /63%
Polarity	Vertical	Site / Test Engineer	AC2 / Aby
Test Mode	802.11n-20MHz_TX_CH 2_ANT 0+1	Test Voltage	AC 120V/60Hz

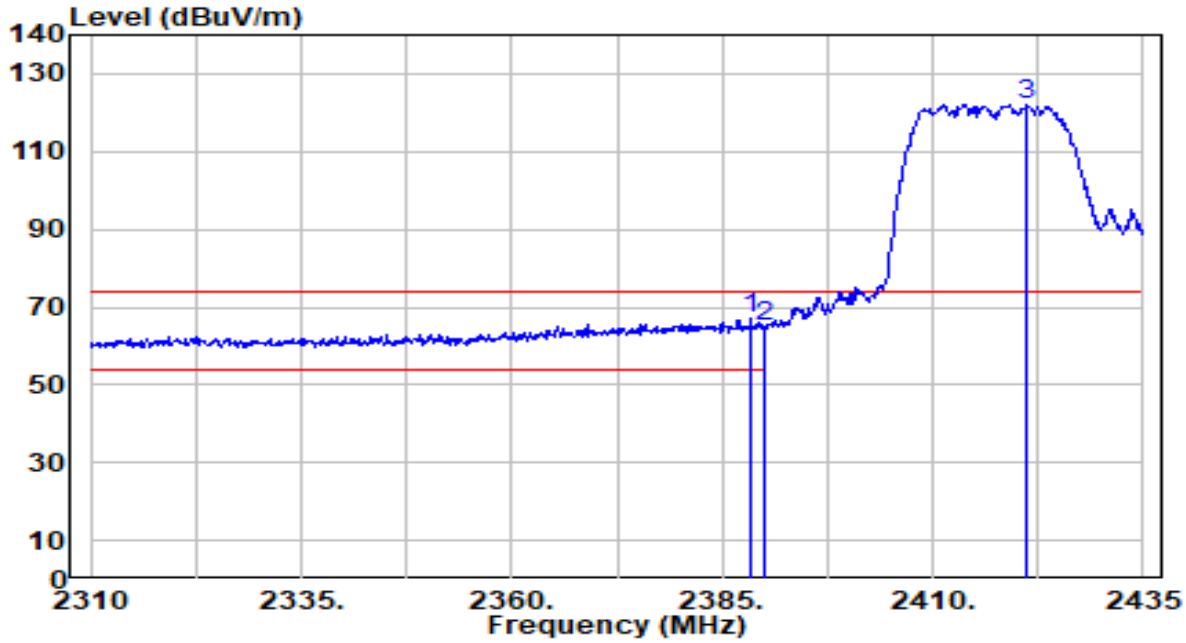

No		Frequency (MHz)	Reading (dBuV)	C.F (dB/m)	Measurement (dBuV/m)	Margin (dB)	Limit (dBuV/m)	Height (cm)	Angle (deg)	Remark (QP/PK/AV)
1	*	2388.375	35.76	31.42	67.18	-6.82	74.00	100	20	Peak
2		2390.000	33.43	31.43	64.85	-9.15	74.00	100	20	Peak
3		2421.125	90.65	31.52	122.17	N/A	N/A	100	20	Peak

Note:

1. " *", means this data is the worst emission level.
2. C.F (Correction Factor) = Antenna Factor (dB/m)+ Cable Loss (dB).
3. Measurement (dBuV/m) = Reading(dBuV) + C.F (Correction Factor).
4. The emission levels of other frequencies are very lower than the limit and not show in test report.

EUT	BE3600 Dual-Band Wi-Fi 7 Gaming Router	Date of Test	2025-04-17
Factor	DRH18-E	Temp. / Humidity	21°C /63%
Polarity	Vertical	Site / Test Engineer	AC2 / Aby
Test Mode	802.11n-20MHz_TX_CH 2_ANT 0+1	Test Voltage	AC 120V/60Hz

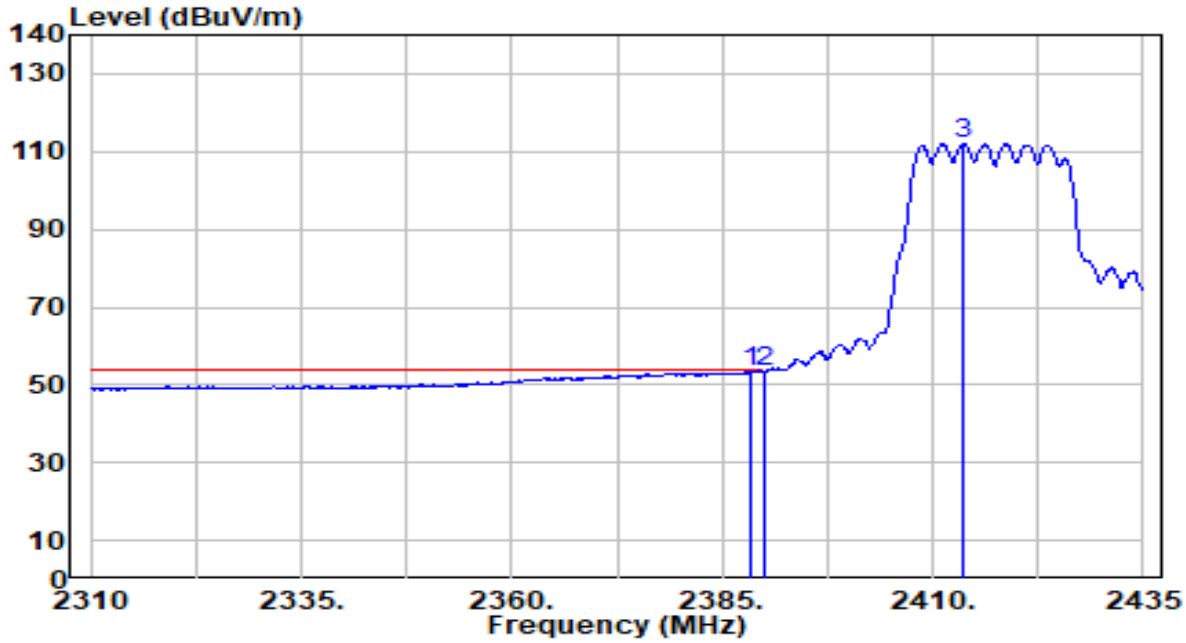

No		Frequency (MHz)	Reading (dBuV)	C.F (dB/m)	Measurement (dBuV/m)	Margin (dB)	Limit (dBuV/m)	Height (cm)	Angle (deg)	Remark (QP/PK/AV)
1	*	2388.375	22.03	31.42	53.45	-0.55	54.00	100	20	Average
2		2390.000	21.78	31.43	53.21	-0.79	54.00	100	20	Average
3		2413.750	80.66	31.50	112.16	N/A	N/A	100	20	Average

Note:

1. " *", means this data is the worst emission level.
2. C.F (Correction Factor) = Antenna Factor (dB/m)+ Cable Loss (dB).
3. Measurement (dBuV/m) = Reading(dBuV) + C.F (Correction Factor).
4. The emission levels of other frequencies are very lower than the limit and not show in test report.

EUT	BE3600 Dual-Band Wi-Fi 7 Gaming Router	Date of Test	2025-04-17
Factor	DRH18-E	Temp. / Humidity	21°C /63%
Polarity	Horizontal	Site / Test Engineer	AC2 / Aby
Test Mode	802.11n-20MHz_TX_CH 6_ANT 0+1	Test Voltage	AC 120V/60Hz

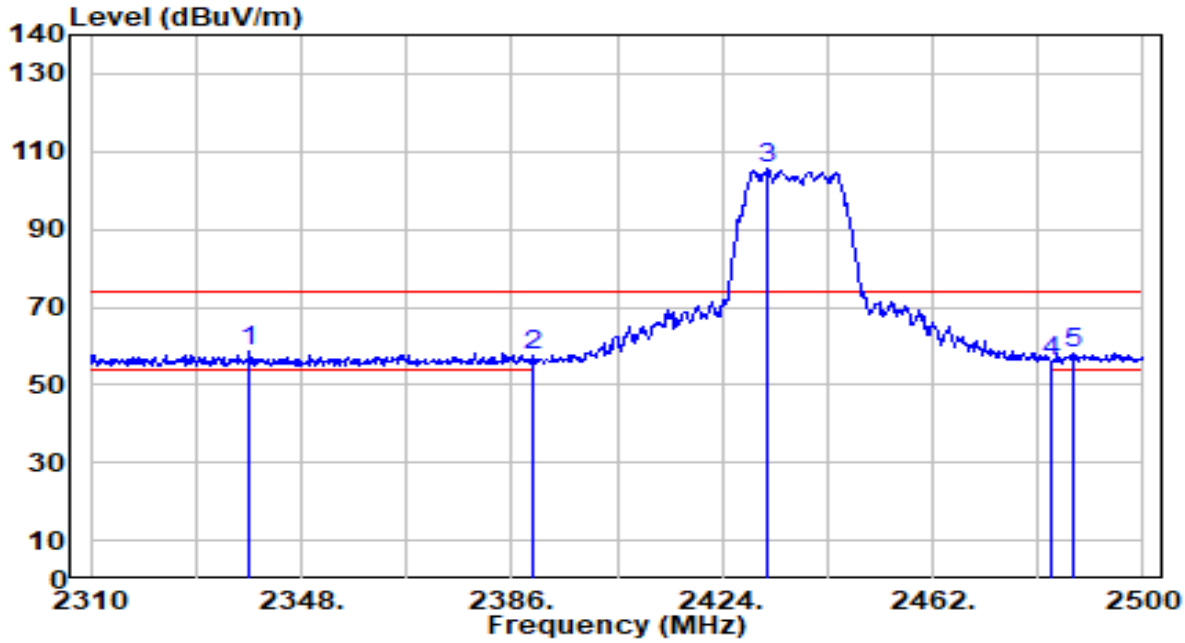

No		Frequency (MHz)	Reading (dBuV)	C.F (dB/m)	Measurement (dBuV/m)	Margin (dB)	Limit (dBuV/m)	Height (cm)	Angle (deg)	Remark (QP/PK/AV)
1	*	2338.690	27.16	31.27	58.43	-15.57	74.00	285	118	Peak
2		2390.000	26.04	31.43	57.47	-16.53	74.00	285	118	Peak
3		2432.360	73.90	31.55	105.46	N/A	N/A	285	118	Peak
4		2483.500	24.12	31.71	55.83	-18.17	74.00	285	118	Peak
5		2487.270	26.51	31.72	58.23	-15.77	74.00	285	118	Peak

Note:

1. " *", means this data is the worst emission level.
2. C.F (Correction Factor) = Antenna Factor (dB/m)+ Cable Loss (dB).
3. Measurement (dBuV/m) = Reading(dBuV) + C.F (Correction Factor).
4. The emission levels of other frequencies are very lower than the limit and not show in test report.

EUT	BE3600 Dual-Band Wi-Fi 7 Gaming Router	Date of Test	2025-04-17
Factor	DRH18-E	Temp. / Humidity	21°C /63%
Polarity	Horizontal	Site / Test Engineer	AC2 / Aby
Test Mode	802.11n-20MHz_TX_CH 6_ANT 0+1	Test Voltage	AC 120V/60Hz

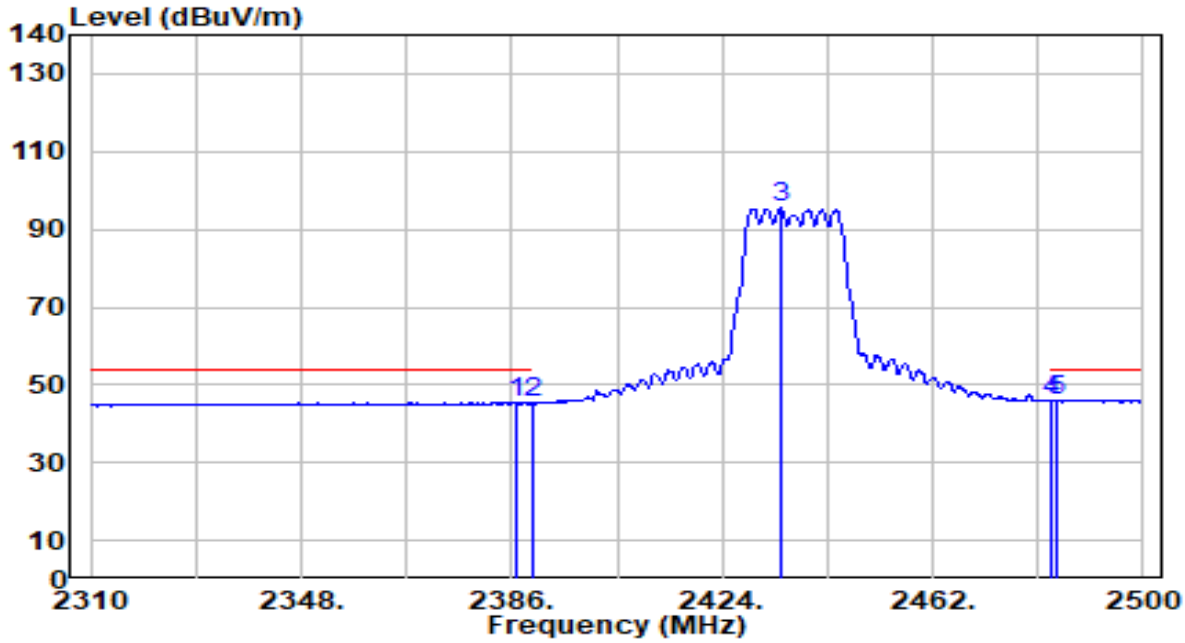

No		Frequency (MHz)	Reading (dBuV)	C.F (dB/m)	Measurement (dBuV/m)	Margin (dB)	Limit (dBuV/m)	Height (cm)	Angle (deg)	Remark (QP/PK/AV)
1		2386.760	14.06	31.42	45.48	-8.52	54.00	285	118	Average
2		2390.000	13.98	31.43	45.41	-8.59	54.00	285	118	Average
3		2434.450	63.93	31.56	95.49	N/A	N/A	285	118	Average
4		2483.500	14.14	31.71	45.85	-8.15	54.00	285	118	Average
5	*	2484.230	14.40	31.71	46.11	-7.89	54.00	285	118	Average

Note:

1. " *", means this data is the worst emission level.
2. C.F (Correction Factor) = Antenna Factor (dB/m)+ Cable Loss (dB).
3. Measurement (dBuV/m) = Reading(dBuV) + C.F (Correction Factor).
4. The emission levels of other frequencies are very lower than the limit and not show in test report.

EUT	BE3600 Dual-Band Wi-Fi 7 Gaming Router	Date of Test	2025-04-17
Factor	DRH18-E	Temp. / Humidity	21°C /63%
Polarity	Vertical	Site / Test Engineer	AC2 / Aby
Test Mode	802.11n-20MHz_TX_CH 6_ANT 0+1	Test Voltage	AC 120V/60Hz

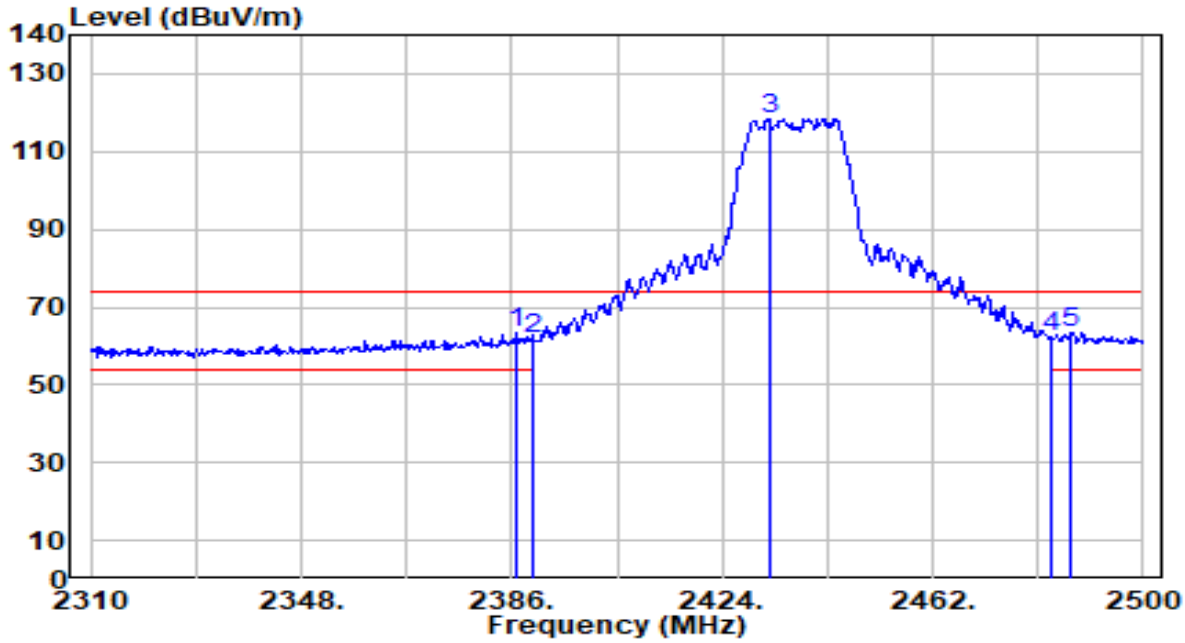

No		Frequency (MHz)	Reading (dBuV)	C.F (dB/m)	Measurement (dBuV/m)	Margin (dB)	Limit (dBuV/m)	Height (cm)	Angle (deg)	Remark (QP/PK/AV)
1		2386.950	31.80	31.42	63.22	-10.78	74.00	164	350	Peak
2		2390.000	30.24	31.43	61.66	-12.34	74.00	164	350	Peak
3		2432.550	86.98	31.55	118.54	N/A	N/A	164	350	Peak
4		2483.500	30.59	31.71	62.30	-11.70	74.00	164	350	Peak
5	*	2486.890	31.85	31.72	63.57	-10.43	74.00	164	350	Peak

Note:

1. " *", means this data is the worst emission level.
2. C.F (Correction Factor) = Antenna Factor (dB/m)+ Cable Loss (dB).
3. Measurement (dBuV/m) = Reading(dBuV) + C.F (Correction Factor).
4. The emission levels of other frequencies are very lower than the limit and not show in test report.

EUT	BE3600 Dual-Band Wi-Fi 7 Gaming Router	Date of Test	2025-04-17
Factor	DRH18-E	Temp. / Humidity	21°C /63%
Polarity	Vertical	Site / Test Engineer	AC2 / Aby
Test Mode	802.11n-20MHz_TX_CH 6_ANT 0+1	Test Voltage	AC 120V/60Hz

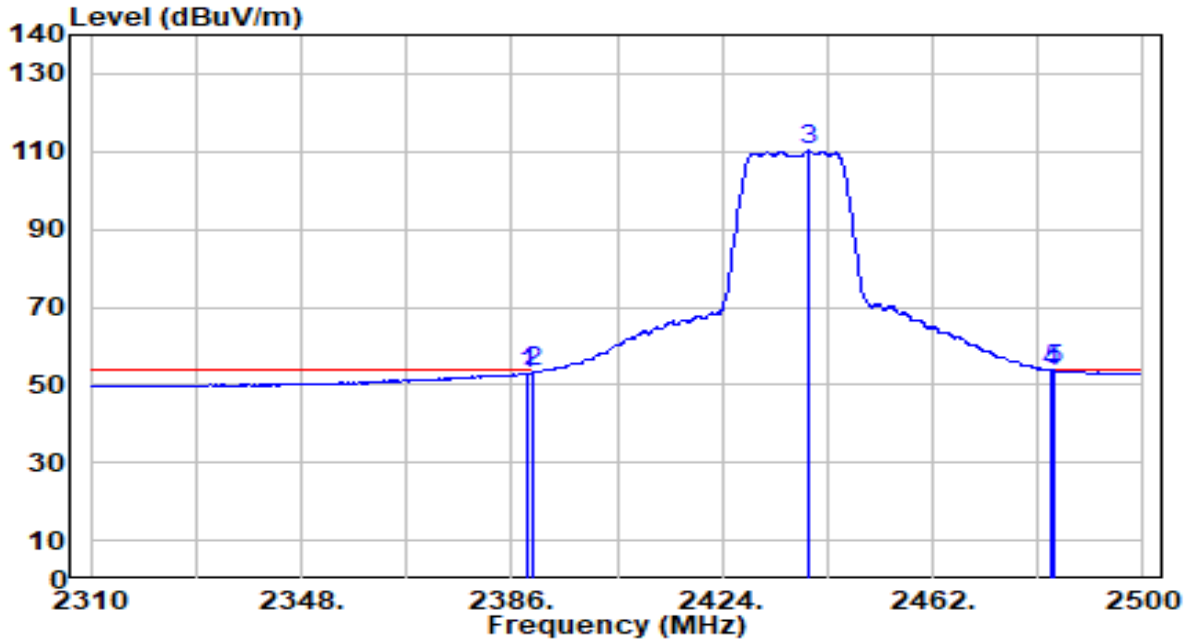

No		Frequency (MHz)	Reading (dBuV)	C.F (dB/m)	Measurement (dBuV/m)	Margin (dB)	Limit (dBuV/m)	Height (cm)	Angle (deg)	Remark (QP/PK/AV)
1		2389.040	21.52	31.42	52.95	-1.05	54.00	164	350	Average
2		2390.000	21.77	31.43	53.20	-0.80	54.00	164	350	Average
3		2439.580	78.58	31.58	110.16	N/A	N/A	164	350	Average
4		2483.500	21.84	31.71	53.55	-0.45	54.00	164	350	Average
5	*	2484.040	22.04	31.71	53.75	-0.25	54.00	164	350	Average

Note:

1. " *", means this data is the worst emission level.
2. C.F (Correction Factor) = Antenna Factor (dB/m)+ Cable Loss (dB).
3. Measurement (dBuV/m) = Reading(dBuV) + C.F (Correction Factor).
4. The emission levels of other frequencies are very lower than the limit and not show in test report.

EUT	BE3600 Dual-Band Wi-Fi 7 Gaming Router	Date of Test	2025-04-17
Factor	DRH18-E	Temp. / Humidity	21°C /63%
Polarity	Horizontal	Site / Test Engineer	AC2 / Aby
Test Mode	802.11n-20MHz_TX_CH 7_ANT 0+1	Test Voltage	AC 120V/60Hz

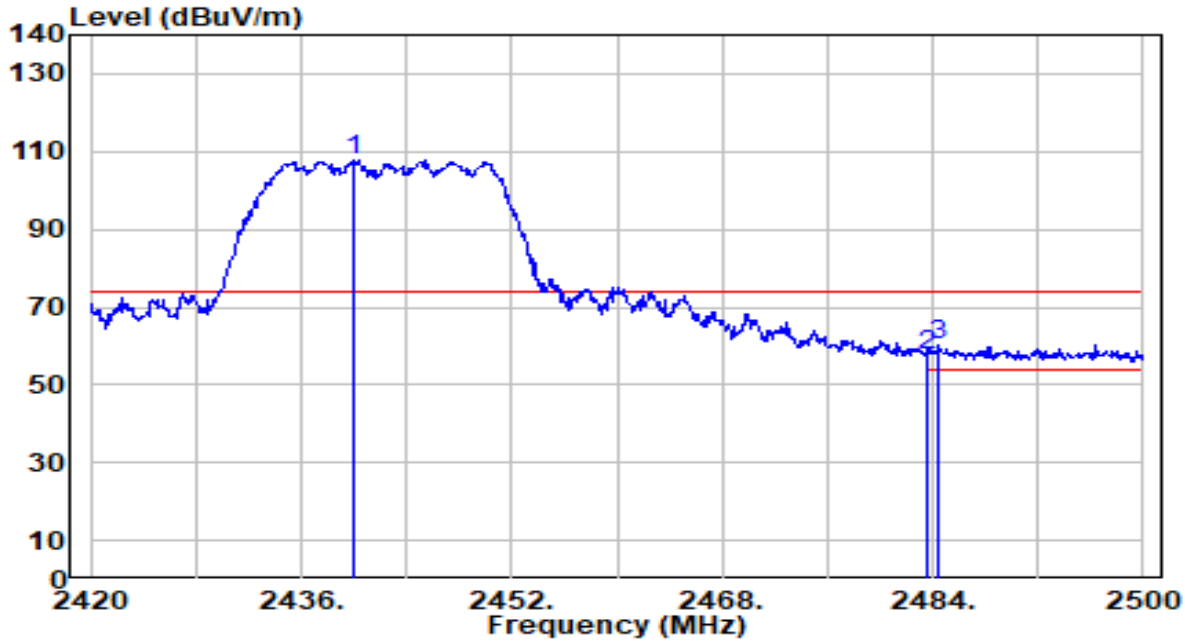

No		Frequency (MHz)	Reading (dBuV)	C.F (dB/m)	Measurement (dBuV/m)	Margin (dB)	Limit (dBuV/m)	Height (cm)	Angle (deg)	Remark (QP/PK/AV)
1		2439.920	76.08	31.58	107.65	N/A	N/A	112	211	Peak
2		2483.500	25.78	31.71	57.49	-16.51	74.00	112	211	Peak
3	*	2484.480	28.52	31.71	60.23	-13.77	74.00	112	211	Peak

Note:

1. " *", means this data is the worst emission level.
2. C.F (Correction Factor) = Antenna Factor (dB/m)+ Cable Loss (dB).
3. Measurement (dBuV/m) = Reading(dBuV) + C.F (Correction Factor).
4. The emission levels of other frequencies are very lower than the limit and not show in test report.

EUT	BE3600 Dual-Band Wi-Fi 7 Gaming Router	Date of Test	2025-04-18
Factor	DRH18-E	Temp. / Humidity	21°C /63%
Polarity	Horizontal	Site / Test Engineer	AC2 / Aby
Test Mode	802.11n-20MHz_TX_CH 7_ANT 0+1	Test Voltage	AC 120V/60Hz

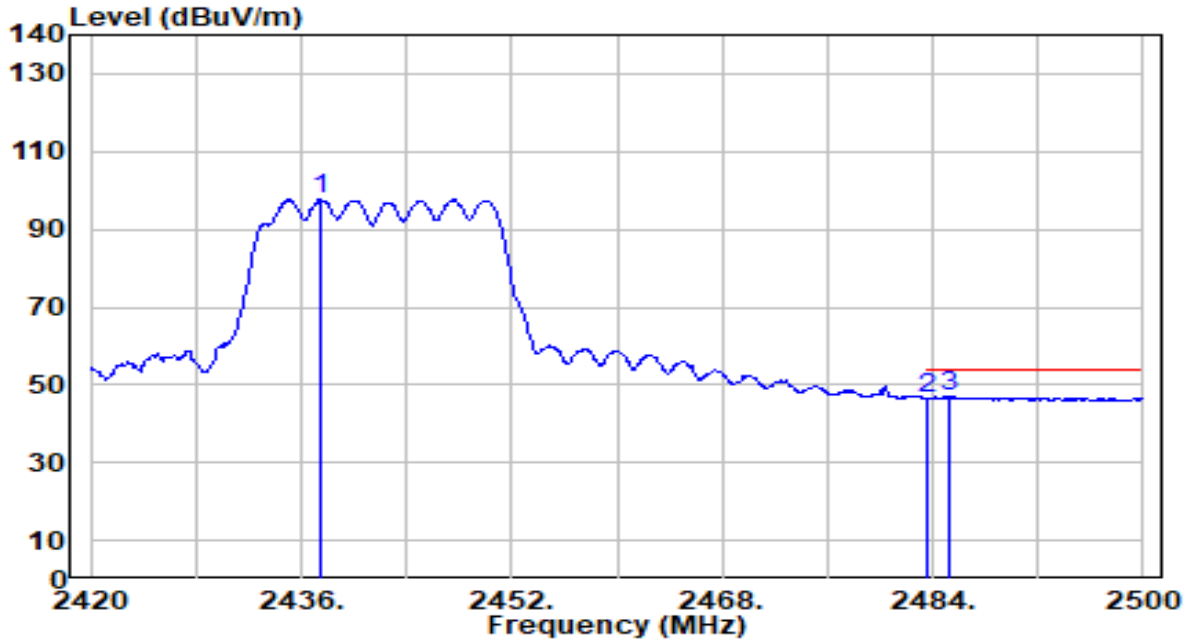

No		Frequency (MHz)	Reading (dBuV)	C.F (dB/m)	Measurement (dBuV/m)	Margin (dB)	Limit (dBuV/m)	Height (cm)	Angle (deg)	Remark (QP/PK/AV)
1		2437.440	65.99	31.57	97.56	N/A	N/A	112	211	Average
2		2483.500	14.88	31.71	46.59	-7.41	54.00	112	211	Average
3	*	2485.200	15.15	31.72	46.86	-7.14	54.00	112	211	Average

Note:

1. " *", means this data is the worst emission level.
2. C.F (Correction Factor) = Antenna Factor (dB/m)+ Cable Loss (dB).
3. Measurement (dBuV/m) = Reading(dBuV) + C.F (Correction Factor).
4. The emission levels of other frequencies are very lower than the limit and not show in test report.

EUT	BE3600 Dual-Band Wi-Fi 7 Gaming Router	Date of Test	2025-04-17
Factor	DRH18-E	Temp. / Humidity	21°C /63%
Polarity	Vertical	Site / Test Engineer	AC2 / Aby
Test Mode	802.11n-20MHz_TX_CH 7_ANT 0+1	Test Voltage	AC 120V/60Hz

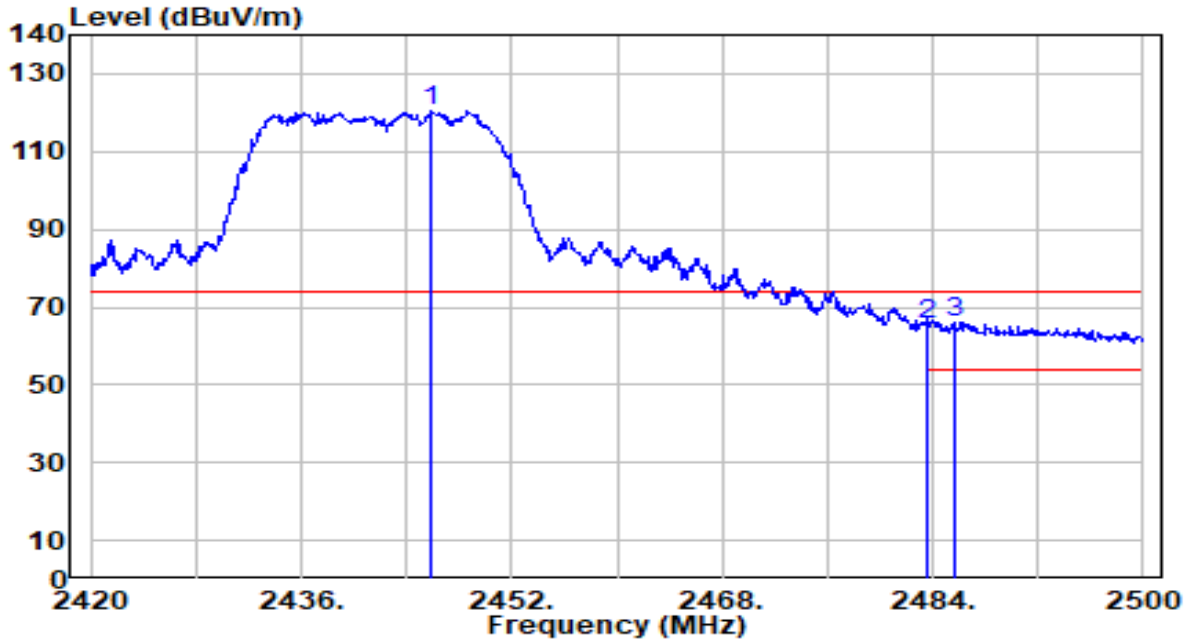

No		Frequency (MHz)	Reading (dBuV)	C.F (dB/m)	Measurement (dBuV/m)	Margin (dB)	Limit (dBuV/m)	Height (cm)	Angle (deg)	Remark (QP/PK/AV)
1		2445.840	89.07	31.60	120.67	N/A	N/A	132	209	Peak
2		2483.500	33.59	31.71	65.30	-8.70	74.00	132	209	Peak
3	*	2485.600	34.55	31.72	66.27	-7.73	74.00	132	209	Peak

Note:

1. " *", means this data is the worst emission level.
2. C.F (Correction Factor) = Antenna Factor (dB/m)+ Cable Loss (dB).
3. Measurement (dBuV/m) = Reading(dBuV) + C.F (Correction Factor).
4. The emission levels of other frequencies are very lower than the limit and not show in test report.

EUT	BE3600 Dual-Band Wi-Fi 7 Gaming Router	Date of Test	2025-04-17
Factor	DRH18-E	Temp. / Humidity	21°C /63%
Polarity	Vertical	Site / Test Engineer	AC2 / Aby
Test Mode	802.11n-20MHz_TX_CH 7_ANT 0+1	Test Voltage	AC 120V/60Hz

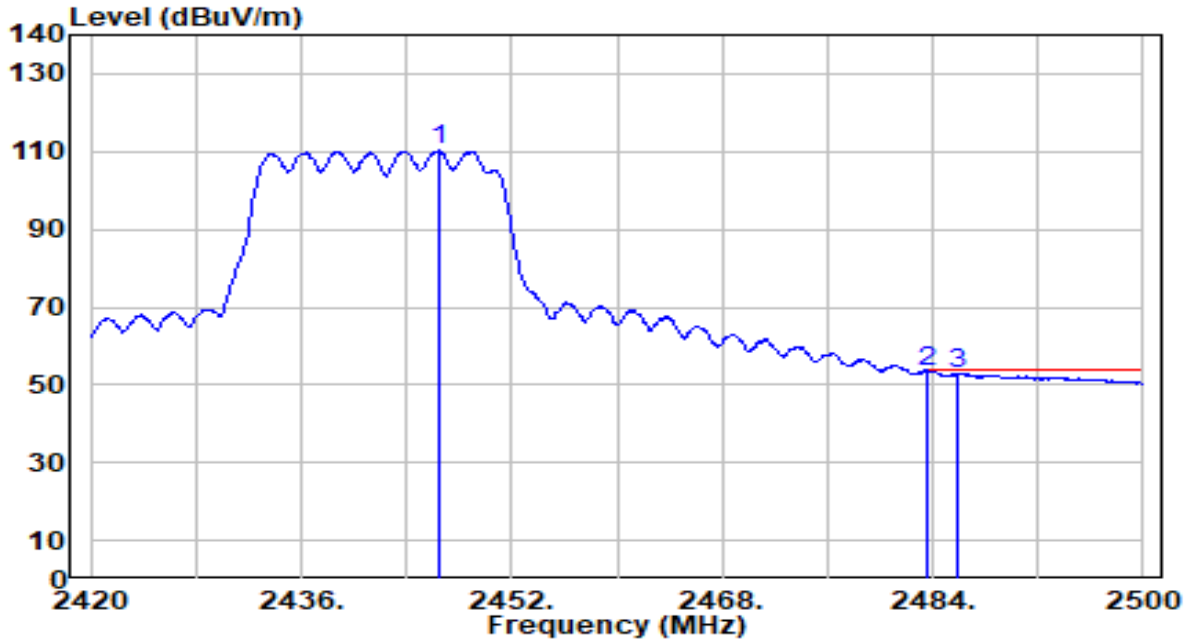

No		Frequency (MHz)	Reading (dBuV)	C.F (dB/m)	Measurement (dBuV/m)	Margin (dB)	Limit (dBuV/m)	Height (cm)	Angle (deg)	Remark (QP/PK/AV)
1		2446.400	78.65	31.60	110.24	N/A	N/A	132	209	Average
2	*	2483.500	21.90	31.71	53.61	-0.39	54.00	132	209	Average
3		2485.920	21.29	31.72	53.00	-1.00	54.00	132	209	Average

Note:

1. " *", means this data is the worst emission level.
2. C.F (Correction Factor) = Antenna Factor (dB/m)+ Cable Loss (dB).
3. Measurement (dBuV/m) = Reading(dBuV) + C.F (Correction Factor).
4. The emission levels of other frequencies are very lower than the limit and not show in test report.

EUT	BE3600 Dual-Band Wi-Fi 7 Gaming Router	Date of Test	2025-04-17
Factor	DRH18-E	Temp. / Humidity	21°C /63%
Polarity	Horizontal	Site / Test Engineer	AC2 / Aby
Test Mode	802.11n-20MHz_TX_CH 8_ANT 0+1	Test Voltage	AC 120V/60Hz

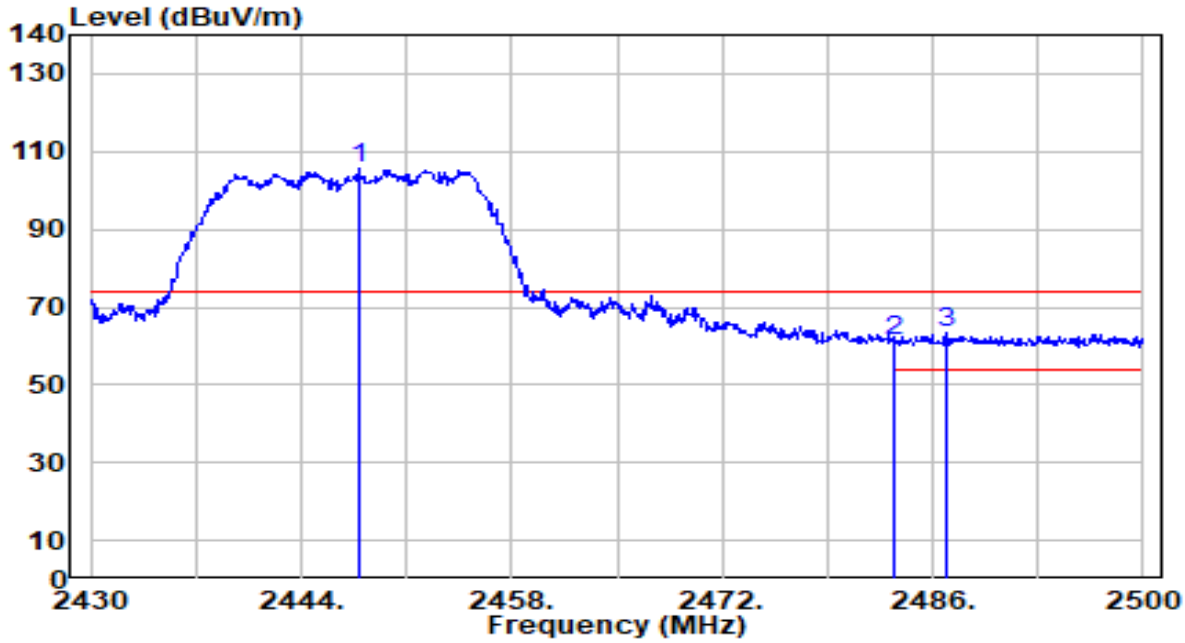

No		Frequency (MHz)	Reading (dBuV)	C.F (dB/m)	Measurement (dBuV/m)	Margin (dB)	Limit (dBuV/m)	Height (cm)	Angle (deg)	Remark (QP/PK/AV)
1		2447.780	74.02	31.60	105.62	N/A	N/A	100	214	Peak
2		2483.500	29.71	31.71	61.42	-12.58	74.00	100	214	Peak
3	*	2486.910	31.70	31.72	63.42	-10.58	74.00	100	214	Peak

Note:

1. " *", means this data is the worst emission level.
2. C.F (Correction Factor) = Antenna Factor (dB/m)+ Cable Loss (dB).
3. Measurement (dBuV/m) = Reading(dBuV) + C.F (Correction Factor).
4. The emission levels of other frequencies are very lower than the limit and not show in test report.

EUT	BE3600 Dual-Band Wi-Fi 7 Gaming Router	Date of Test	2025-04-17
Factor	DRH18-E	Temp. / Humidity	21°C /63%
Polarity	Horizontal	Site / Test Engineer	AC2 / Aby
Test Mode	802.11n-20MHz_TX_CH 8_ANT 0+1	Test Voltage	AC 120V/60Hz

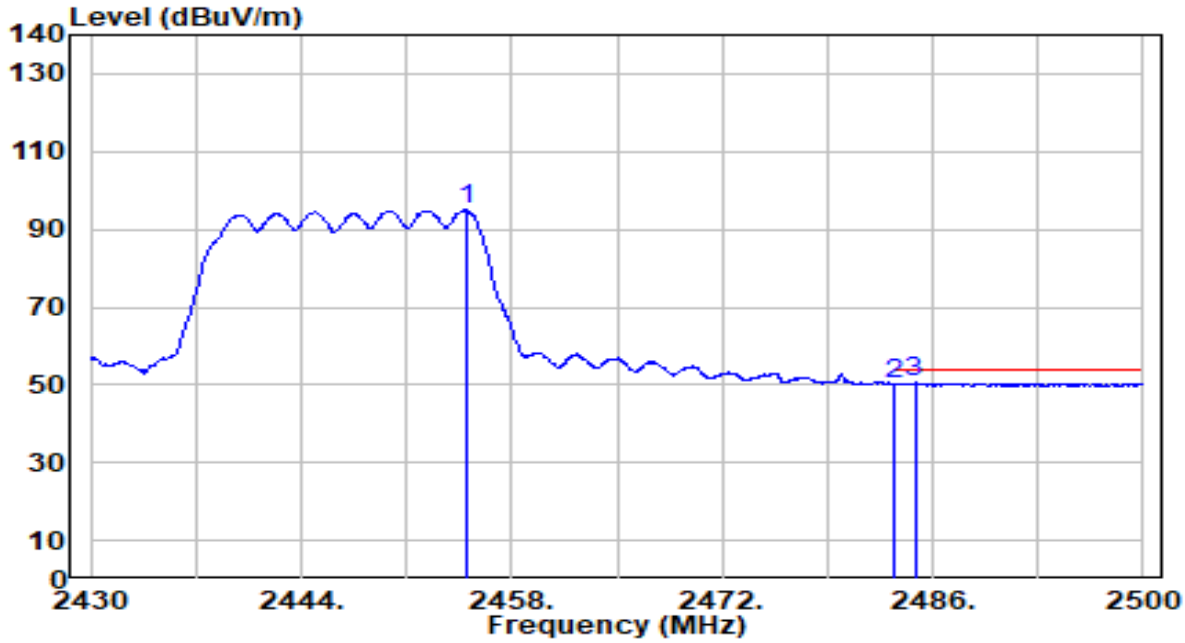

No		Frequency (MHz)	Reading (dBuV)	C.F (dB/m)	Measurement (dBuV/m)	Margin (dB)	Limit (dBuV/m)	Height (cm)	Angle (deg)	Remark (QP/PK/AV)
1		2454.990	63.54	31.62	95.16	N/A	N/A	100	214	Average
2		2483.500	18.52	31.71	50.23	-3.77	54.00	100	214	Average
3	*	2484.810	18.78	31.71	50.49	-3.51	54.00	100	214	Average

Note:

1. " *", means this data is the worst emission level.
2. C.F (Correction Factor) = Antenna Factor (dB/m)+ Cable Loss (dB).
3. Measurement (dBuV/m) = Reading(dBuV) + C.F (Correction Factor).
4. The emission levels of other frequencies are very lower than the limit and not show in test report.

EUT	BE3600 Dual-Band Wi-Fi 7 Gaming Router	Date of Test	2025-04-17
Factor	DRH18-E	Temp. / Humidity	21°C /63%
Polarity	Vertical	Site / Test Engineer	AC2 / Aby
Test Mode	802.11n-20MHz_TX_CH 8_ANT 0+1	Test Voltage	AC 120V/60Hz

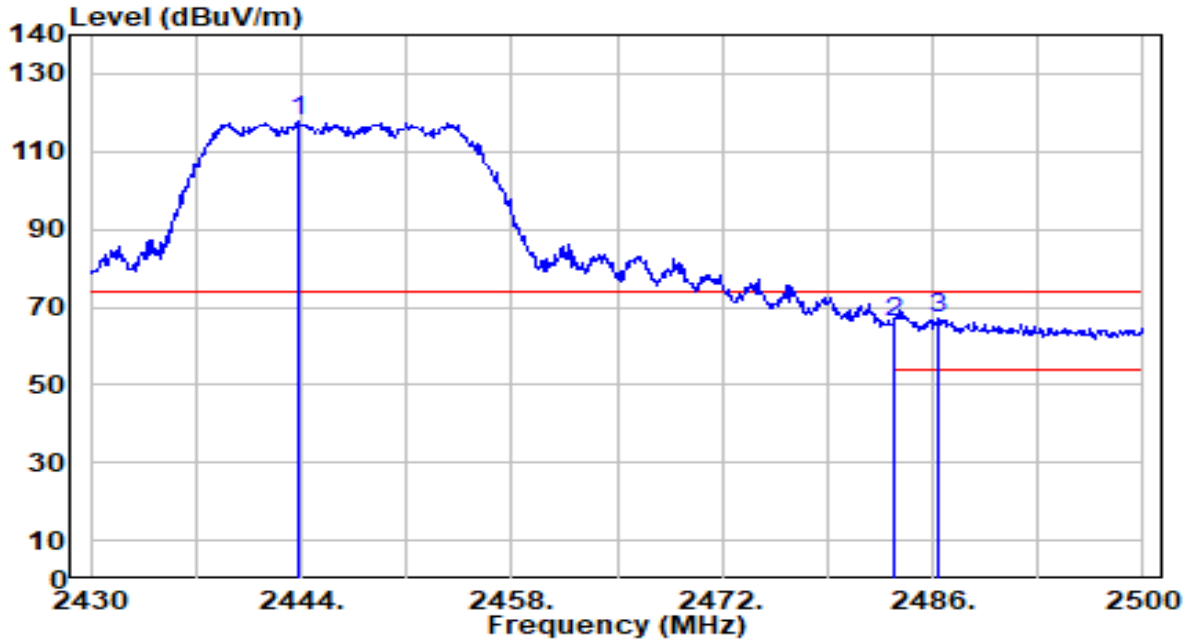

No		Frequency (MHz)	Reading (dBuV)	C.F (dB/m)	Measurement (dBuV/m)	Margin (dB)	Limit (dBuV/m)	Height (cm)	Angle (deg)	Remark (QP/PK/AV)
1		2443.790	86.06	31.59	117.65	N/A	N/A	129	33	Peak
2		2483.500	34.47	31.71	66.18	-7.82	74.00	129	33	Peak
3	*	2486.420	35.23	31.72	66.95	-7.05	74.00	129	33	Peak

Note:

1. " *", means this data is the worst emission level.
2. C.F (Correction Factor) = Antenna Factor (dB/m)+ Cable Loss (dB).
3. Measurement (dBuV/m) = Reading(dBuV) + C.F (Correction Factor).
4. The emission levels of other frequencies are very lower than the limit and not show in test report.

EUT	BE3600 Dual-Band Wi-Fi 7 Gaming Router	Date of Test	2025-04-17
Factor	DRH18-E	Temp. / Humidity	21°C /63%
Polarity	Vertical	Site / Test Engineer	AC2 / Aby
Test Mode	802.11n-20MHz_TX_CH 8_ANT 0+1	Test Voltage	AC 120V/60Hz

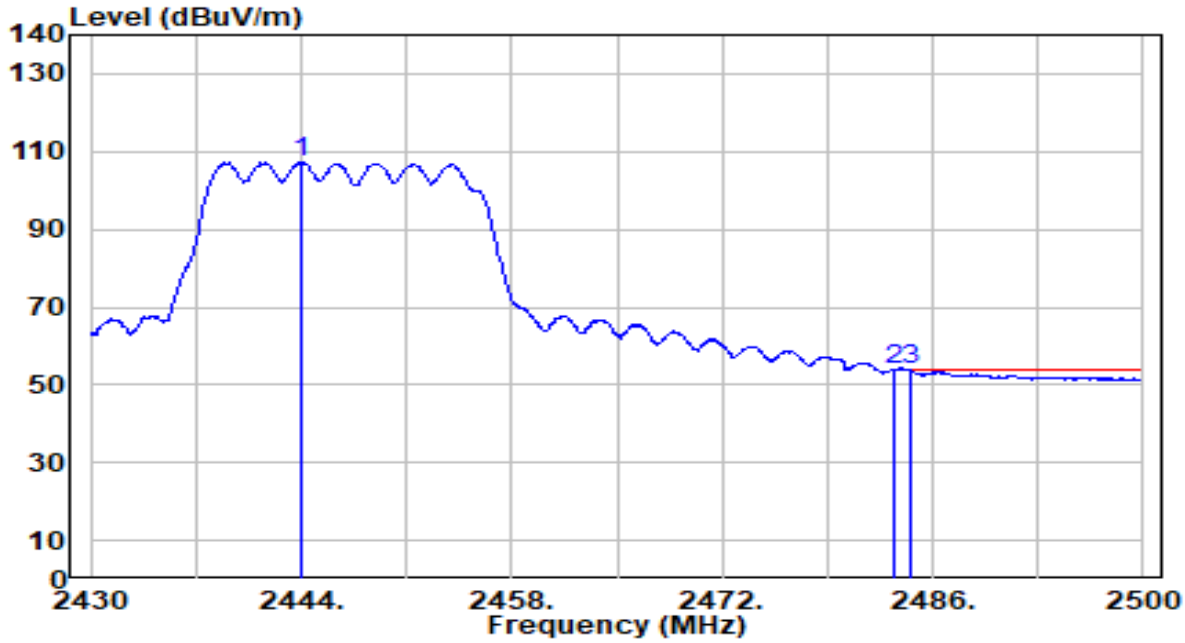

No		Frequency (MHz)	Reading (dBuV)	C.F (dB/m)	Measurement (dBuV/m)	Margin (dB)	Limit (dBuV/m)	Height (cm)	Angle (deg)	Remark (QP/PK/AV)
1		2444.070	75.55	31.59	107.14	N/A	N/A	129	33	Average
2	*	2483.500	22.16	31.71	53.87	-0.13	54.00	129	33	Average
3		2484.460	22.07	31.71	53.79	-0.21	54.00	129	33	Average

Note:

1. " *", means this data is the worst emission level.
2. C.F (Correction Factor) = Antenna Factor (dB/m)+ Cable Loss (dB).
3. Measurement (dBuV/m) = Reading(dBuV) + C.F (Correction Factor).
4. The emission levels of other frequencies are very lower than the limit and not show in test report.

EUT	BE3600 Dual-Band Wi-Fi 7 Gaming Router	Date of Test	2025-04-17
Factor	DRH18-E	Temp. / Humidity	21°C /63%
Polarity	Horizontal	Site / Test Engineer	AC2 / Aby
Test Mode	802.11n-20MHz_TX_CH 9_ANT 0+1	Test Voltage	AC 120V/60Hz

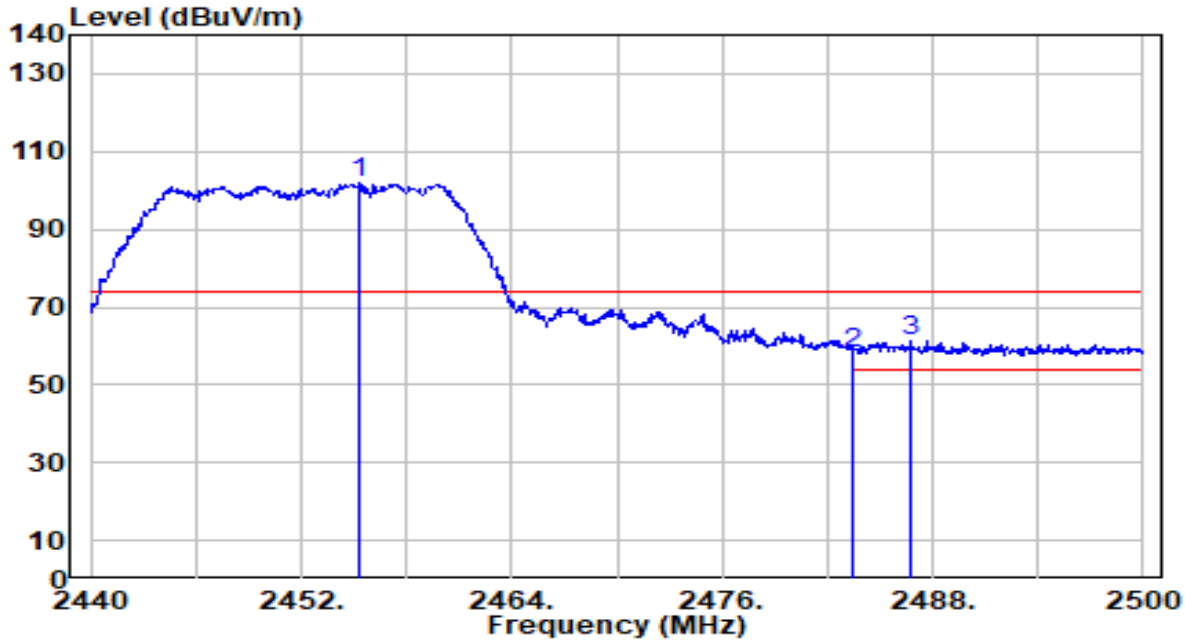

No		Frequency (MHz)	Reading (dBuV)	C.F (dB/m)	Measurement (dBuV/m)	Margin (dB)	Limit (dBuV/m)	Height (cm)	Angle (deg)	Remark (QP/PK/AV)
1		2455.360	70.42	31.62	102.05	N/A	N/A	125	215	Peak
2		2483.500	26.25	31.71	57.96	-16.04	74.00	125	215	Peak
3	*	2486.740	29.52	31.72	61.24	-12.76	74.00	125	215	Peak

Note:

1. " *", means this data is the worst emission level.
2. C.F (Correction Factor) = Antenna Factor (dB/m)+ Cable Loss (dB).
3. Measurement (dBuV/m) = Reading(dBuV) + C.F (Correction Factor).
4. The emission levels of other frequencies are very lower than the limit and not show in test report.

EUT	BE3600 Dual-Band Wi-Fi 7 Gaming Router	Date of Test	2025-04-17
Factor	DRH18-E	Temp. / Humidity	21°C /63%
Polarity	Horizontal	Site / Test Engineer	AC2 / Aby
Test Mode	802.11n-20MHz_TX_CH 9_ANT 0+1	Test Voltage	AC 120V/60Hz

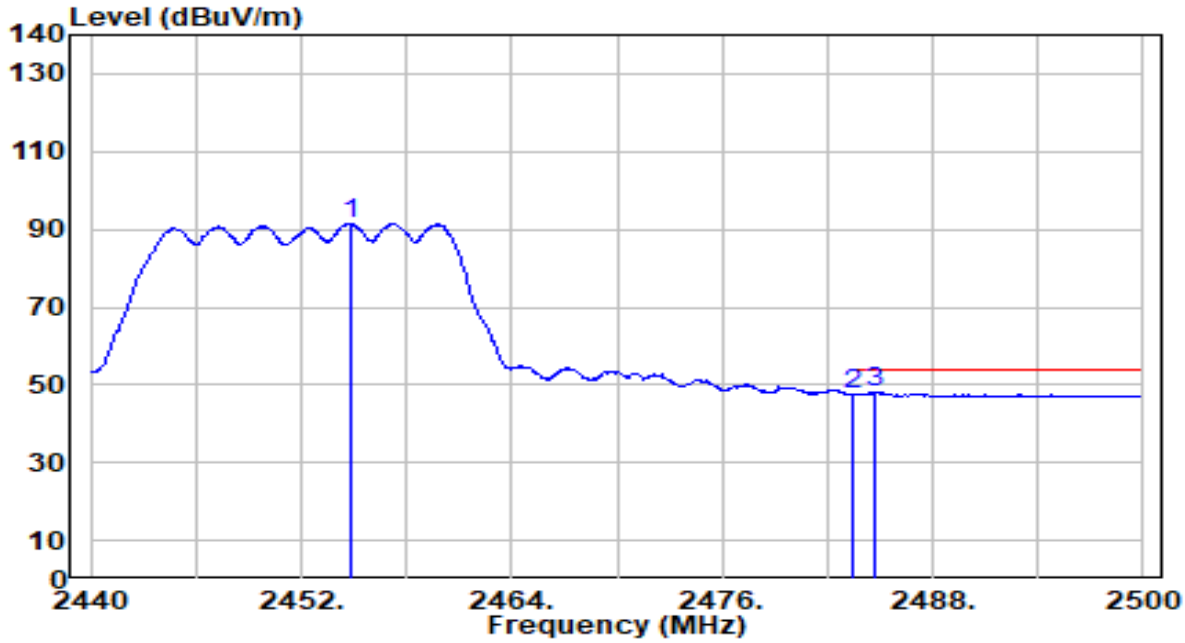

No		Frequency (MHz)	Reading (dBuV)	C.F (dB/m)	Measurement (dBuV/m)	Margin (dB)	Limit (dBuV/m)	Height (cm)	Angle (deg)	Remark (QP/PK/AV)
1		2454.820	59.88	31.62	91.50	N/A	N/A	125	215	Average
2		2483.500	15.68	31.71	47.39	-6.61	54.00	125	215	Average
3	*	2484.760	16.32	31.71	48.03	-5.97	54.00	125	215	Average

Note:

1. " *", means this data is the worst emission level.
2. C.F (Correction Factor) = Antenna Factor (dB/m)+ Cable Loss (dB).
3. Measurement (dBuV/m) = Reading(dBuV) + C.F (Correction Factor).
4. The emission levels of other frequencies are very lower than the limit and not show in test report.

EUT	BE3600 Dual-Band Wi-Fi 7 Gaming Router	Date of Test	2025-04-17
Factor	DRH18-E	Temp. / Humidity	21°C /63%
Polarity	Vertical	Site / Test Engineer	AC2 / Aby
Test Mode	802.11n-20MHz_TX_CH 9_ANT 0+1	Test Voltage	AC 120V/60Hz

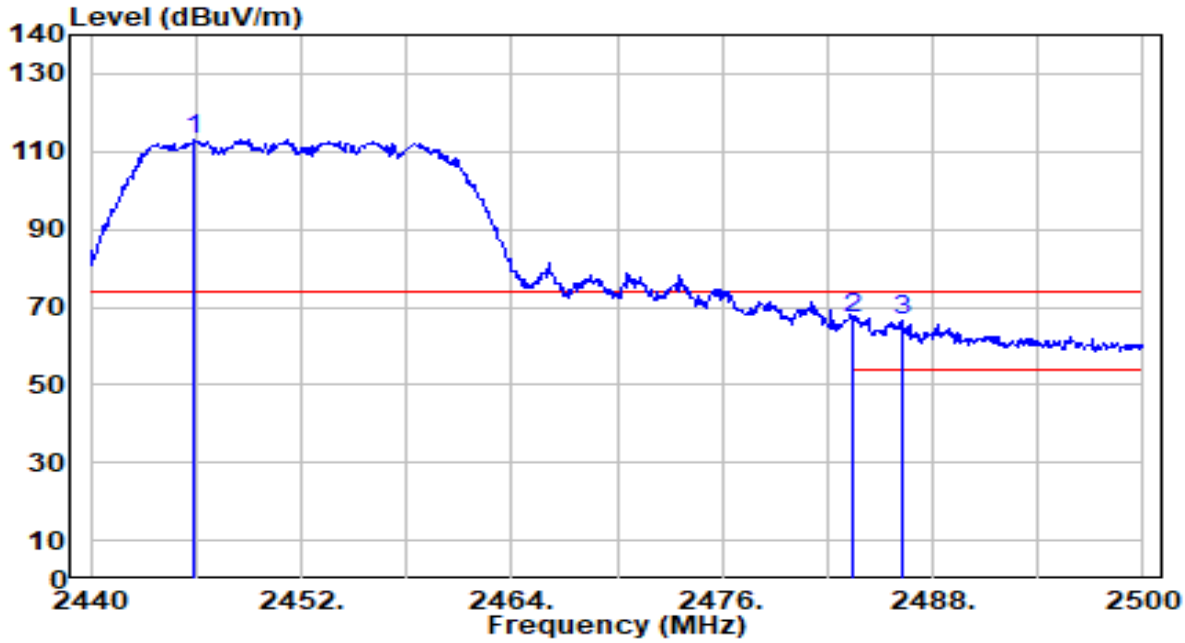

No		Frequency (MHz)	Reading (dBuV)	C.F (dB/m)	Measurement (dBuV/m)	Margin (dB)	Limit (dBuV/m)	Height (cm)	Angle (deg)	Remark (QP/PK/AV)
1		2445.880	81.72	31.60	113.31	N/A	N/A	118	18	Peak
2	*	2483.500	35.17	31.71	66.88	-7.12	74.00	118	18	Peak
3		2486.260	34.67	31.72	66.38	-7.62	74.00	118	18	Peak

Note:

1. " *", means this data is the worst emission level.
2. C.F (Correction Factor) = Antenna Factor (dB/m)+ Cable Loss (dB).
3. Measurement (dBuV/m) = Reading(dBuV) + C.F (Correction Factor).
4. The emission levels of other frequencies are very lower than the limit and not show in test report.

EUT	BE3600 Dual-Band Wi-Fi 7 Gaming Router	Date of Test	2025-04-17
Factor	DRH18-E	Temp. / Humidity	21°C /63%
Polarity	Vertical	Site / Test Engineer	AC2 / Aby
Test Mode	802.11n-20MHz_TX_CH 9_ANT 0+1	Test Voltage	AC 120V/60Hz

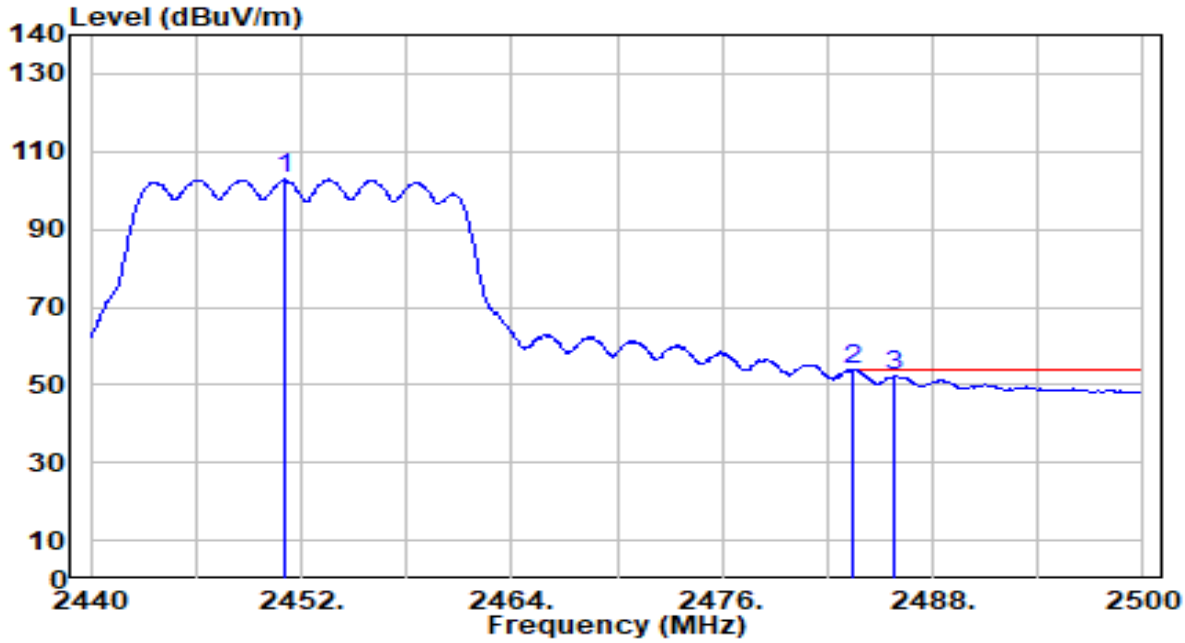

No		Frequency (MHz)	Reading (dBuV)	C.F (dB/m)	Measurement (dBuV/m)	Margin (dB)	Limit (dBuV/m)	Height (cm)	Angle (deg)	Remark (QP/PK/AV)
1		2451.040	71.19	31.61	102.80	N/A	N/A	118	18	Average
2	*	2483.500	22.05	31.71	53.76	-0.24	54.00	118	18	Average
3		2485.840	20.69	31.72	52.41	-1.59	54.00	118	18	Average

Note:

1. " *", means this data is the worst emission level.
2. C.F (Correction Factor) = Antenna Factor (dB/m)+ Cable Loss (dB).
3. Measurement (dBuV/m) = Reading(dBuV) + C.F (Correction Factor).
4. The emission levels of other frequencies are very lower than the limit and not show in test report.

EUT	BE3600 Dual-Band Wi-Fi 7 Gaming Router	Date of Test	2025-04-17
Factor	DRH18-E	Temp. / Humidity	21°C /63%
Polarity	Horizontal	Site / Test Engineer	AC2 / Aby
Test Mode	802.11n-20MHz_TX_CH 10_ANT 0+1	Test Voltage	AC 120V/60Hz

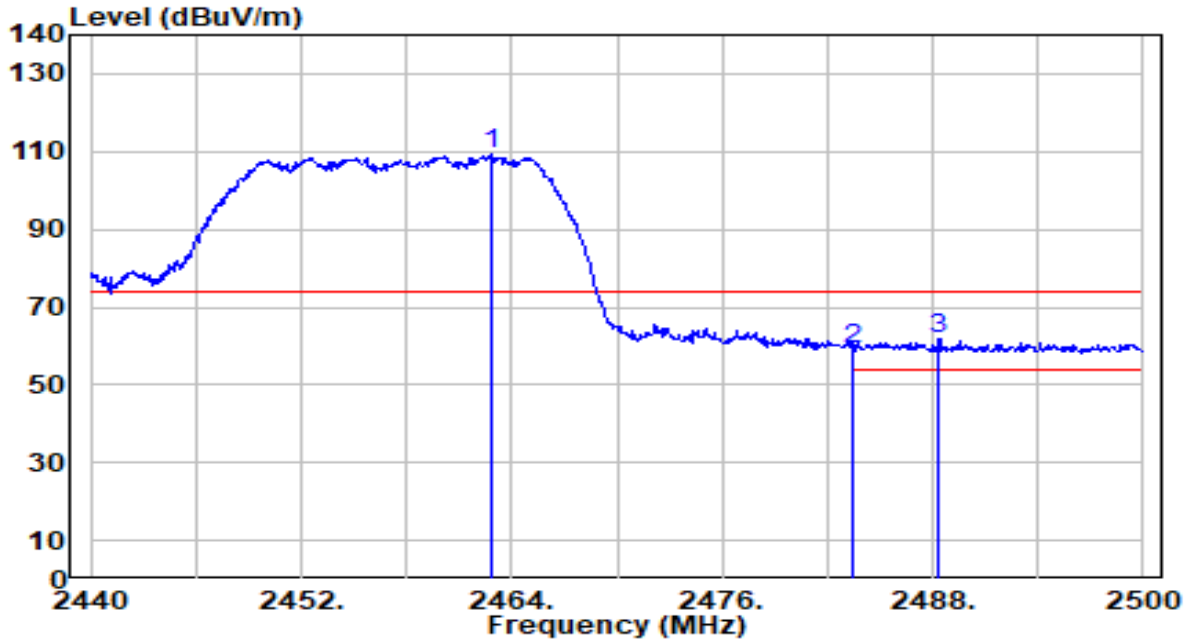

No		Frequency (MHz)	Reading (dBuV)	C.F (dB/m)	Measurement (dBuV/m)	Margin (dB)	Limit (dBuV/m)	Height (cm)	Angle (deg)	Remark (QP/PK/AV)
1		2462.920	77.52	31.65	109.17	N/A	N/A	108	211	Peak
2		2483.500	27.71	31.71	59.41	-14.59	74.00	108	211	Peak
3	*	2488.300	30.04	31.72	61.76	-12.24	74.00	108	211	Peak

Note:

1. " *", means this data is the worst emission level.
2. C.F (Correction Factor) = Antenna Factor (dB/m)+ Cable Loss (dB).
3. Measurement (dBuV/m) = Reading(dBuV) + C.F (Correction Factor).
4. The emission levels of other frequencies are very lower than the limit and not show in test report.

EUT	BE3600 Dual-Band Wi-Fi 7 Gaming Router	Date of Test	2025-04-17
Factor	DRH18-E	Temp. / Humidity	21°C /63%
Polarity	Horizontal	Site / Test Engineer	AC2 / Aby
Test Mode	802.11n-20MHz_TX_CH 10_ANT 0+1	Test Voltage	AC 120V/60Hz

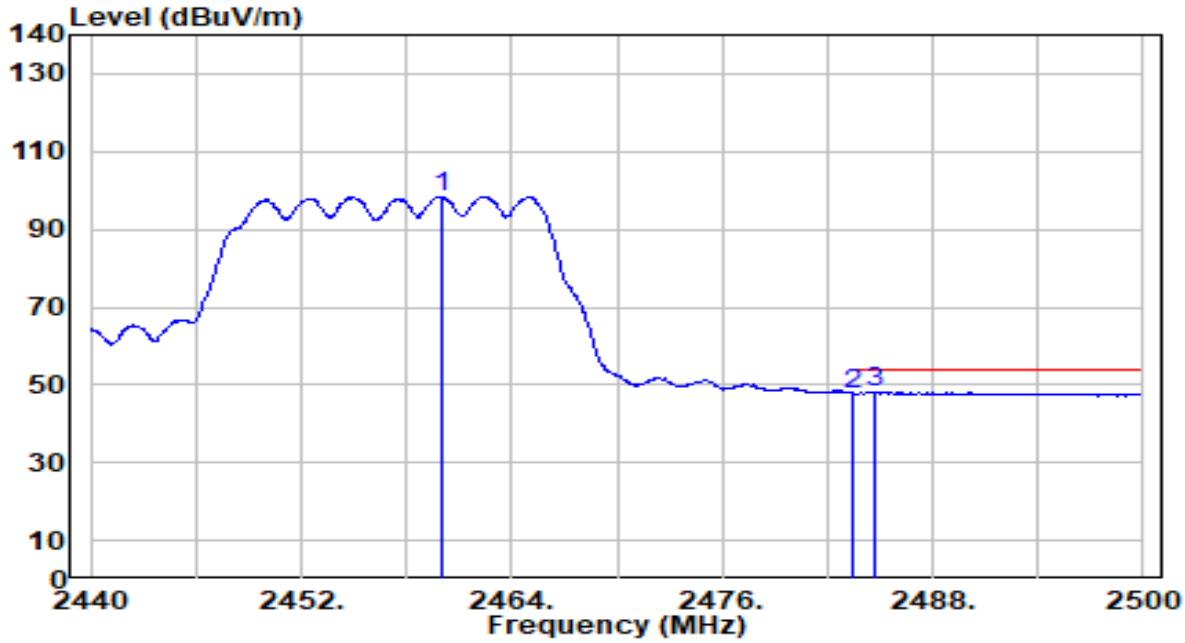

No		Frequency (MHz)	Reading (dBuV)	C.F (dB/m)	Measurement (dBuV/m)	Margin (dB)	Limit (dBuV/m)	Height (cm)	Angle (deg)	Remark (QP/PK/AV)
1		2460.040	66.79	31.64	98.43	N/A	N/A	108	211	Average
2		2483.500	16.08	31.71	47.79	-6.21	54.00	108	211	Average
3	*	2484.640	16.48	31.71	48.19	-5.81	54.00	108	211	Average

Note:

1. " *", means this data is the worst emission level.
2. C.F (Correction Factor) = Antenna Factor (dB/m)+ Cable Loss (dB).
3. Measurement (dBuV/m) = Reading(dBuV) + C.F (Correction Factor).
4. The emission levels of other frequencies are very lower than the limit and not show in test report.

EUT	BE3600 Dual-Band Wi-Fi 7 Gaming Router	Date of Test	2025-04-17
Factor	DRH18-E	Temp. / Humidity	21°C /63%
Polarity	Vertical	Site / Test Engineer	AC2 / Aby
Test Mode	802.11n-20MHz_TX_CH 10_ANT 0+1	Test Voltage	AC 120V/60Hz

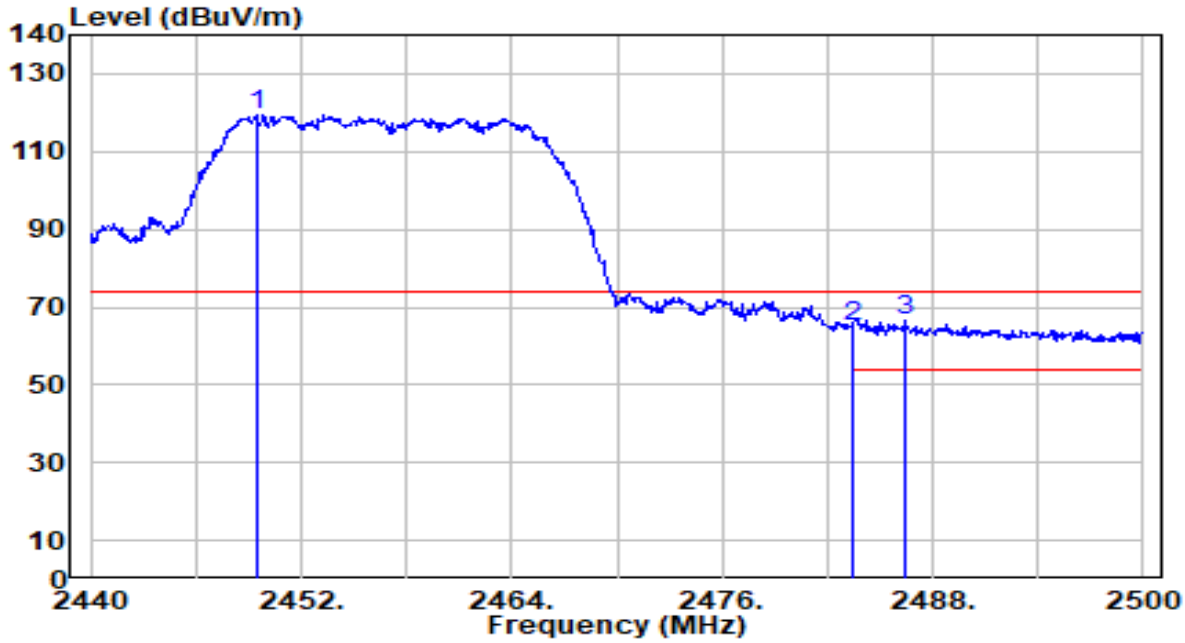

No		Frequency (MHz)	Reading (dBuV)	C.F (dB/m)	Measurement (dBuV/m)	Margin (dB)	Limit (dBuV/m)	Height (cm)	Angle (deg)	Remark (QP/PK/AV)
1		2449.420	87.57	31.61	119.18	N/A	N/A	130	20	Peak
2		2483.500	33.46	31.71	65.17	-8.83	74.00	130	20	Peak
3	*	2486.380	35.07	31.72	66.79	-7.21	74.00	130	20	Peak

Note:

1. " *", means this data is the worst emission level.
2. C.F (Correction Factor) = Antenna Factor (dB/m)+ Cable Loss (dB).
3. Measurement (dBuV/m) = Reading(dBuV) + C.F (Correction Factor).
4. The emission levels of other frequencies are very lower than the limit and not show in test report.

EUT	BE3600 Dual-Band Wi-Fi 7 Gaming Router	Date of Test	2025-04-17
Factor	DRH18-E	Temp. / Humidity	21°C /63%
Polarity	Vertical	Site / Test Engineer	AC2 / Aby
Test Mode	802.11n-20MHz_TX_CH 10_ANT 0+1	Test Voltage	AC 120V/60Hz

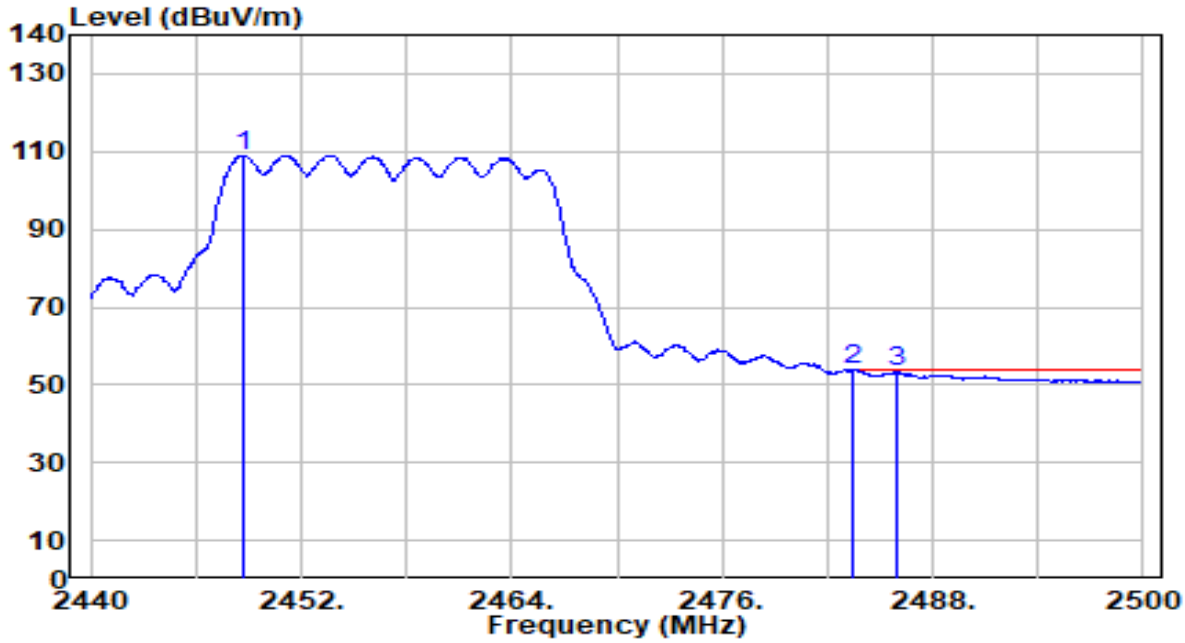

No		Frequency (MHz)	Reading (dBuV)	C.F (dB/m)	Measurement (dBuV/m)	Margin (dB)	Limit (dBuV/m)	Height (cm)	Angle (deg)	Remark (QP/PK/AV)
1		2448.760	77.47	31.60	109.07	N/A	N/A	130	20	Average
2	*	2483.500	22.02	31.71	53.73	-0.27	54.00	130	20	Average
3		2485.900	21.47	31.72	53.19	-0.81	54.00	130	20	Average

Note:

1. " *", means this data is the worst emission level.
2. C.F (Correction Factor) = Antenna Factor (dB/m)+ Cable Loss (dB).
3. Measurement (dBuV/m) = Reading(dBuV) + C.F (Correction Factor).
4. The emission levels of other frequencies are very lower than the limit and not show in test report.

EUT	BE3600 Dual-Band Wi-Fi 7 Gaming Router	Date of Test	2025-04-17
Factor	DRH18-E	Temp. / Humidity	21°C /63%
Polarity	Horizontal	Site / Test Engineer	AC2 / Aby
Test Mode	802.11n-20MHz_TX_CH 11_ANT 0+1	Test Voltage	AC 120V/60Hz

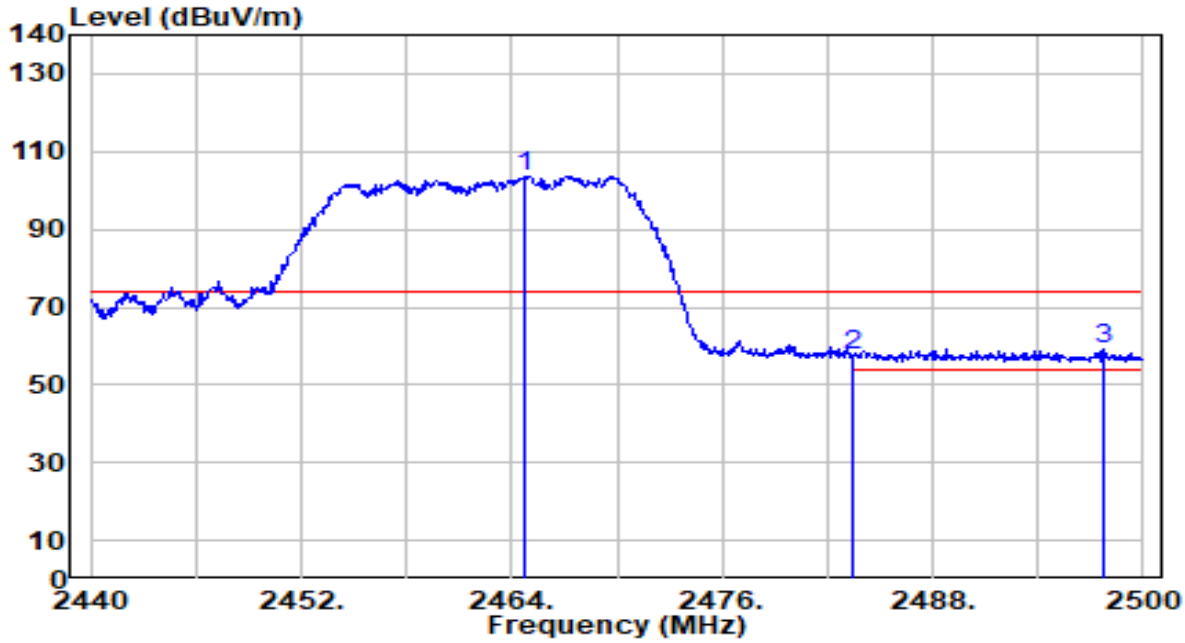

No		Frequency (MHz)	Reading (dBuV)	C.F (dB/m)	Measurement (dBuV/m)	Margin (dB)	Limit (dBuV/m)	Height (cm)	Angle (deg)	Remark (QP/PK/AV)
1		2464.720	72.05	31.65	103.71	N/A	N/A	309	214	Peak
2		2483.500	26.07	31.71	57.78	-16.22	74.00	309	214	Peak
3	*	2497.720	27.44	31.75	59.20	-14.80	74.00	309	214	Peak

Note:

1. " *", means this data is the worst emission level.
2. C.F (Correction Factor) = Antenna Factor (dB/m)+ Cable Loss (dB).
3. Measurement (dBuV/m) = Reading(dBuV) + C.F (Correction Factor).
4. The emission levels of other frequencies are very lower than the limit and not show in test report.

EUT	BE3600 Dual-Band Wi-Fi 7 Gaming Router	Date of Test	2025-04-17
Factor	DRH18-E	Temp. / Humidity	21°C /63%
Polarity	Horizontal	Site / Test Engineer	AC2 / Aby
Test Mode	802.11n-20MHz_TX_CH 11_ANT 0+1	Test Voltage	AC 120V/60Hz

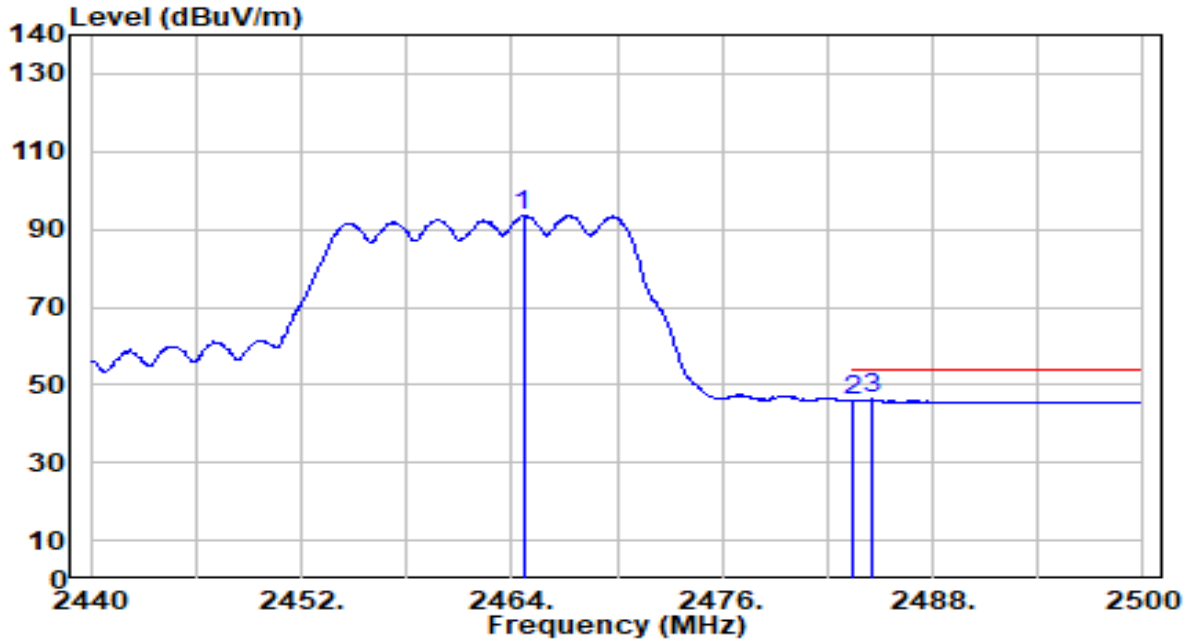

No		Frequency (MHz)	Reading (dBuV)	C.F (dB/m)	Measurement (dBuV/m)	Margin (dB)	Limit (dBuV/m)	Height (cm)	Angle (deg)	Remark (QP/PK/AV)
1		2464.660	61.82	31.65	93.47	N/A	N/A	309	214	Average
2		2483.500	14.15	31.71	45.86	-8.14	54.00	309	214	Average
3	*	2484.580	14.56	31.71	46.27	-7.73	54.00	309	214	Average

Note:

1. " *", means this data is the worst emission level.
2. C.F (Correction Factor) = Antenna Factor (dB/m)+ Cable Loss (dB).
3. Measurement (dBuV/m) = Reading(dBuV) + C.F (Correction Factor).
4. The emission levels of other frequencies are very lower than the limit and not show in test report.

EUT	BE3600 Dual-Band Wi-Fi 7 Gaming Router	Date of Test	2025-04-17
Factor	DRH18-E	Temp. / Humidity	21°C /63%
Polarity	Vertical	Site / Test Engineer	AC2 / Aby
Test Mode	802.11n-20MHz_TX_CH 11_ANT 0+1	Test Voltage	AC 120V/60Hz

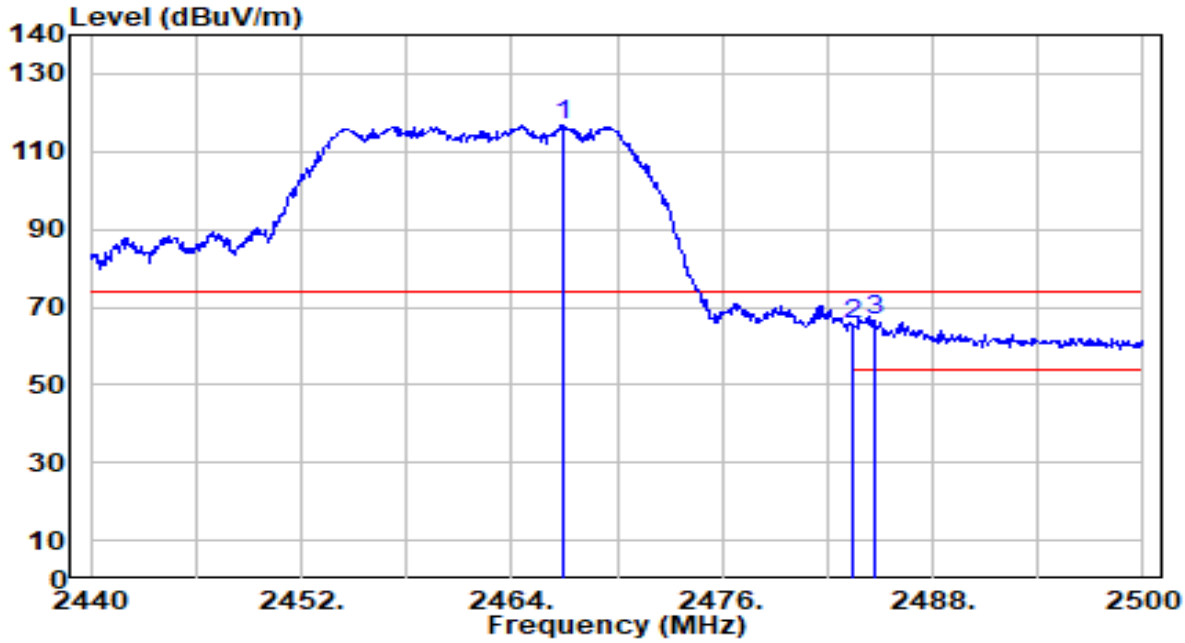

No		Frequency (MHz)	Reading (dBuV)	C.F (dB/m)	Measurement (dBuV/m)	Margin (dB)	Limit (dBuV/m)	Height (cm)	Angle (deg)	Remark (QP/PK/AV)
1		2467.000	85.19	31.66	116.85	N/A	N/A	182	350	Peak
2		2483.500	33.54	31.71	65.25	-8.75	74.00	182	350	Peak
3	*	2484.700	34.94	31.71	66.65	-7.35	74.00	182	350	Peak

Note:

1. " *", means this data is the worst emission level.
2. C.F (Correction Factor) = Antenna Factor (dB/m)+ Cable Loss (dB).
3. Measurement (dBuV/m) = Reading(dBuV) + C.F (Correction Factor).
4. The emission levels of other frequencies are very lower than the limit and not show in test report.

EUT	BE3600 Dual-Band Wi-Fi 7 Gaming Router	Date of Test	2025-04-17
Factor	DRH18-E	Temp. / Humidity	21°C /63%
Polarity	Vertical	Site / Test Engineer	AC2 / Aby
Test Mode	802.11n-20MHz_TX_CH 11_ANT 0+1	Test Voltage	AC 120V/60Hz

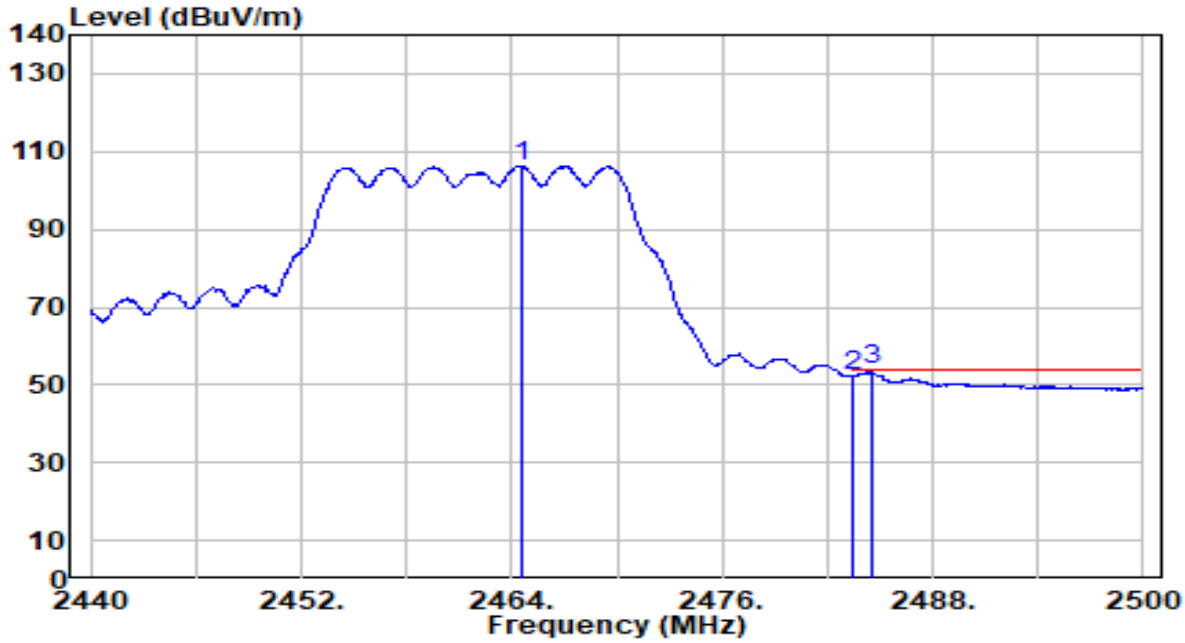

No		Frequency (MHz)	Reading (dBuV)	C.F (dB/m)	Measurement (dBuV/m)	Margin (dB)	Limit (dBuV/m)	Height (cm)	Angle (deg)	Remark (QP/PK/AV)
1		2464.540	74.63	31.65	106.29	N/A	N/A	182	350	Average
2		2483.500	20.69	31.71	52.40	-1.60	54.00	182	350	Average
3	*	2484.520	22.07	31.71	53.78	-0.22	54.00	182	350	Average

Note:

1. " *", means this data is the worst emission level.
2. C.F (Correction Factor) = Antenna Factor (dB/m)+ Cable Loss (dB).
3. Measurement (dBuV/m) = Reading(dBuV) + C.F (Correction Factor).
4. The emission levels of other frequencies are very lower than the limit and not show in test report.

EUT	BE3600 Dual-Band Wi-Fi 7 Gaming Router	Date of Test	2025-04-14
Factor	DRH18-E	Temp. / Humidity	21°C /63%
Polarity	Horizontal	Site / Test Engineer	AC2 / Aby
Test Mode	802.11n-40MHz_TX_CH 3_ANT 0+1	Test Voltage	AC 120V/60Hz

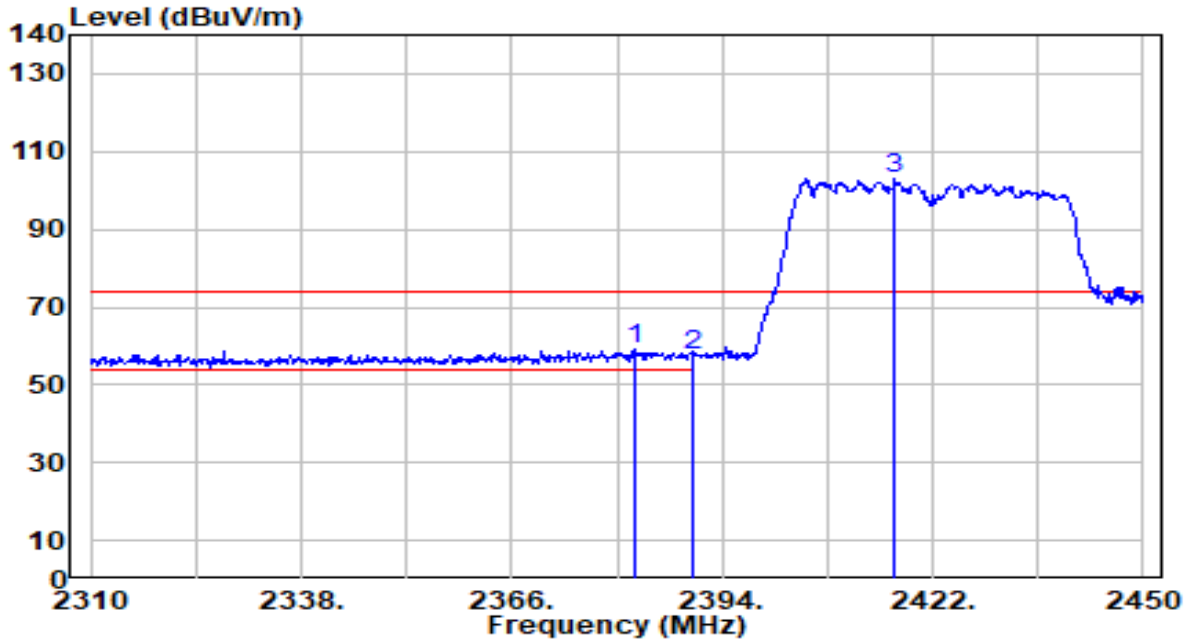

No		Frequency (MHz)	Reading (dBuV)	C.F (dB/m)	Measurement (dBuV/m)	Margin (dB)	Limit (dBuV/m)	Height (cm)	Angle (deg)	Remark (QP/PK/AV)
1	*	2382.380	28.02	31.40	59.42	-14.58	74.00	295	60	Peak
2		2390.000	25.94	31.43	57.37	-16.63	74.00	295	60	Peak
3		2416.960	71.56	31.51	103.06	N/A	N/A	295	60	Peak

Note:

1. " *", means this data is the worst emission level.
2. C.F (Correction Factor) = Antenna Factor (dB/m)+ Cable Loss (dB).
3. Measurement (dBuV/m) = Reading(dBuV) + C.F (Correction Factor).
4. The emission levels of other frequencies are very lower than the limit and not show in test report.

EUT	BE3600 Dual-Band Wi-Fi 7 Gaming Router	Date of Test	2025-04-14
Factor	DRH18-E	Temp. / Humidity	21°C /63%
Polarity	Horizontal	Site / Test Engineer	AC2 / Aby
Test Mode	802.11n-40MHz_TX_CH 3_ANT 0+1	Test Voltage	AC 120V/60Hz

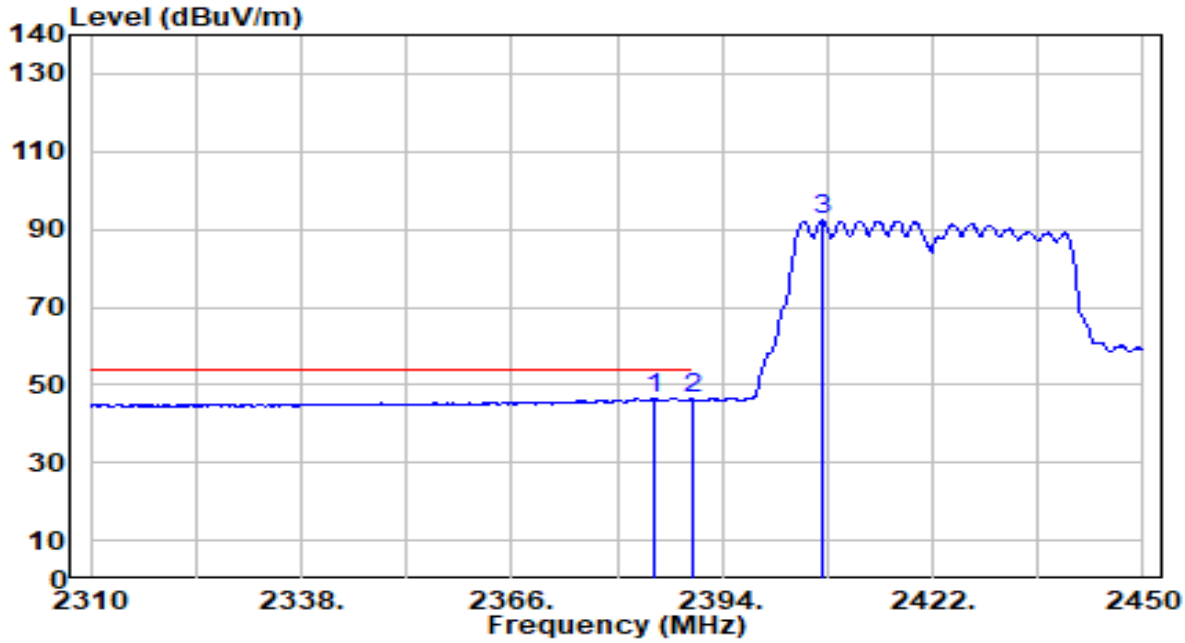

No		Frequency (MHz)	Reading (dBuV)	C.F (dB/m)	Measurement (dBuV/m)	Margin (dB)	Limit (dBuV/m)	Height (cm)	Angle (deg)	Remark (QP/PK/AV)
1	*	2385.040	15.04	31.41	46.45	-7.55	54.00	295	60	Average
2		2390.000	14.99	31.43	46.41	-7.59	54.00	295	60	Average
3		2407.300	60.75	31.48	92.23	N/A	N/A	295	60	Average

Note:

1. " *", means this data is the worst emission level.
2. C.F (Correction Factor) = Antenna Factor (dB/m)+ Cable Loss (dB).
3. Measurement (dBuV/m) = Reading(dBuV) + C.F (Correction Factor).
4. The emission levels of other frequencies are very lower than the limit and not show in test report.

EUT	BE3600 Dual-Band Wi-Fi 7 Gaming Router	Date of Test	2025-04-14
Factor	DRH18-E	Temp. / Humidity	21°C /63%
Polarity	Vertical	Site / Test Engineer	AC2 / Aby
Test Mode	802.11n-40MHz_TX_CH 3_ANT 0+1	Test Voltage	AC 120V/60Hz

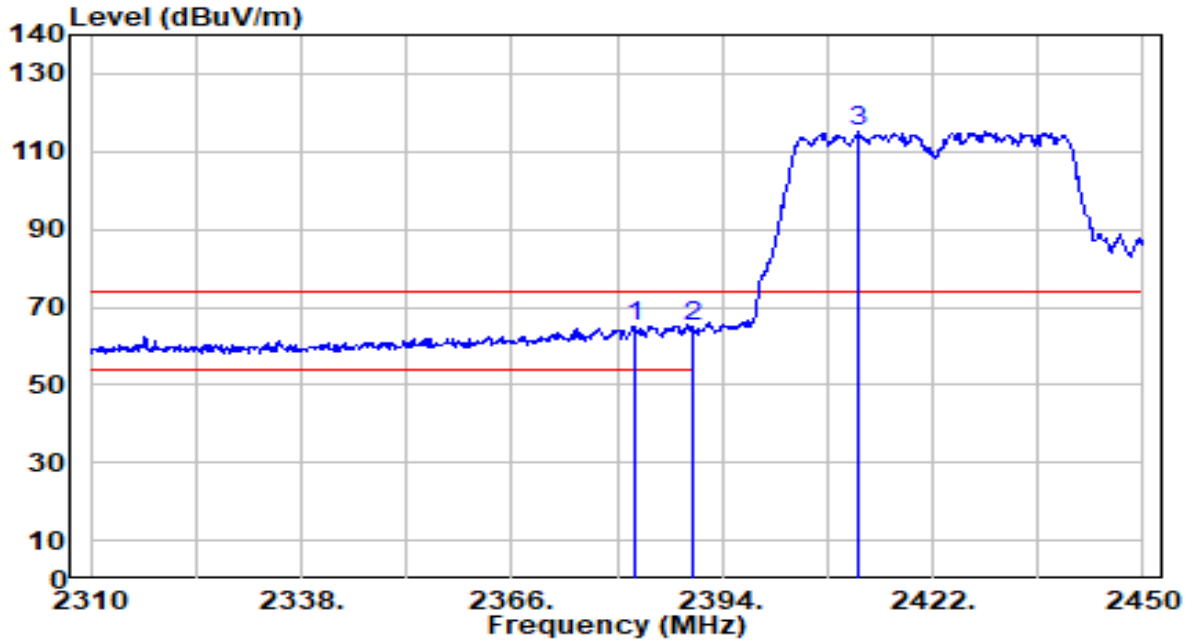

No		Frequency (MHz)	Reading (dBuV)	C.F (dB/m)	Measurement (dBuV/m)	Margin (dB)	Limit (dBuV/m)	Height (cm)	Angle (deg)	Remark (QP/PK/AV)
1	*	2382.240	33.74	31.40	65.14	-8.86	74.00	170	348	Peak
2		2390.000	33.59	31.43	65.01	-8.99	74.00	170	348	Peak
3		2412.200	83.74	31.49	115.24	N/A	N/A	170	348	Peak

Note:

1. " *", means this data is the worst emission level.
2. C.F (Correction Factor) = Antenna Factor (dB/m)+ Cable Loss (dB).
3. Measurement (dBuV/m) = Reading(dBuV) + C.F (Correction Factor).
4. The emission levels of other frequencies are very lower than the limit and not show in test report.

EUT	BE3600 Dual-Band Wi-Fi 7 Gaming Router	Date of Test	2025-04-14
Factor	DRH18-E	Temp. / Humidity	21°C /63%
Polarity	Vertical	Site / Test Engineer	AC2 / Aby
Test Mode	802.11n-40MHz_TX_CH 3_ANT 0+1	Test Voltage	AC 120V/60Hz

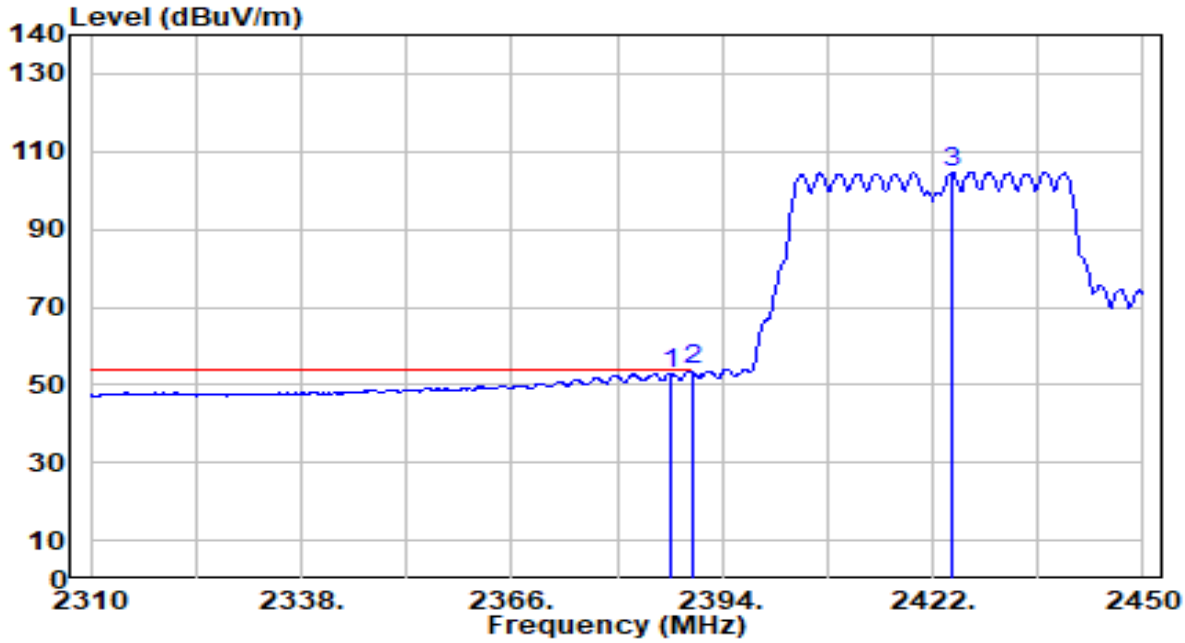

No		Frequency (MHz)	Reading (dBuV)	C.F (dB/m)	Measurement (dBuV/m)	Margin (dB)	Limit (dBuV/m)	Height (cm)	Angle (deg)	Remark (QP/PK/AV)
1		2387.000	21.65	31.42	53.07	-0.93	54.00	170	348	Average
2	*	2390.000	22.36	31.43	53.79	-0.21	54.00	170	348	Average
3		2424.660	73.12	31.53	104.65	N/A	N/A	170	348	Average

Note:

1. " *", means this data is the worst emission level.
2. C.F (Correction Factor) = Antenna Factor (dB/m)+ Cable Loss (dB).
3. Measurement (dBuV/m) = Reading(dBuV) + C.F (Correction Factor).
4. The emission levels of other frequencies are very lower than the limit and not show in test report.

EUT	BE3600 Dual-Band Wi-Fi 7 Gaming Router	Date of Test	2025-04-14
Factor	DRH18-E	Temp. / Humidity	21°C /63%
Polarity	Horizontal	Site / Test Engineer	AC2 / Aby
Test Mode	802.11n-40MHz_TX_CH 6_ANT 0+1	Test Voltage	AC 120V/60Hz

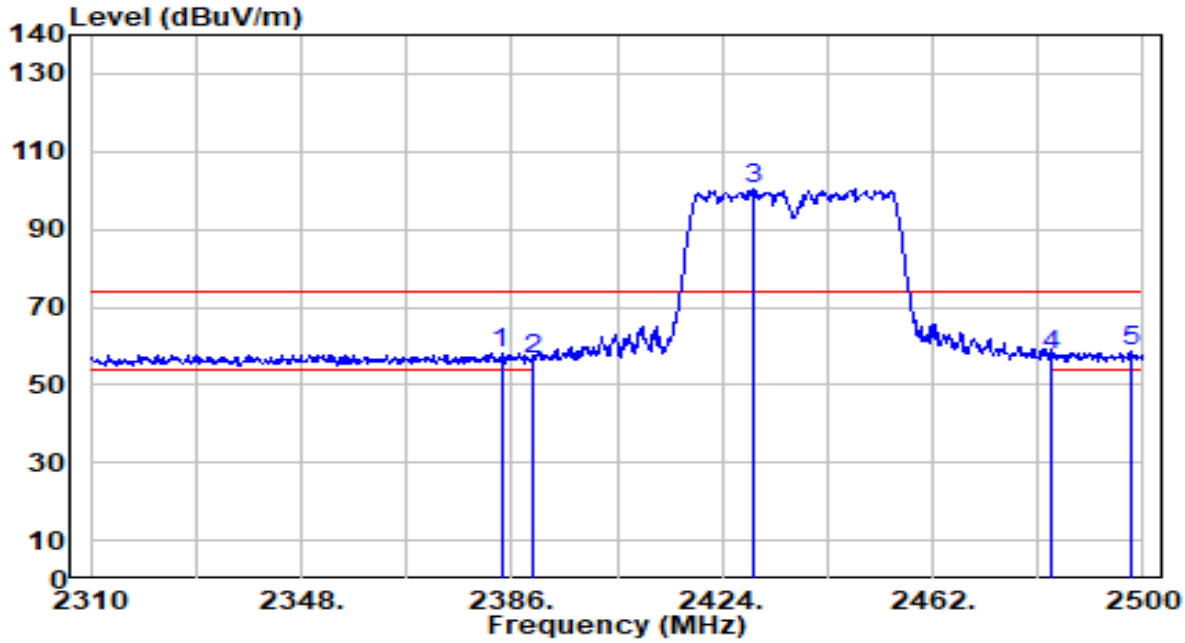

No		Frequency (MHz)	Reading (dBuV)	C.F (dB/m)	Measurement (dBuV/m)	Margin (dB)	Limit (dBuV/m)	Height (cm)	Angle (deg)	Remark (QP/PK/AV)
1		2384.100	26.81	31.41	58.22	-15.78	74.00	285	118	Peak
2		2390.000	25.05	31.43	56.47	-17.53	74.00	285	118	Peak
3		2429.700	68.70	31.55	100.25	N/A	N/A	285	118	Peak
4		2483.500	26.03	31.71	57.74	-16.26	74.00	285	118	Peak
5	*	2497.720	26.88	31.75	58.63	-15.37	74.00	285	118	Peak

Note:

1. " *", means this data is the worst emission level.
2. C.F (Correction Factor) = Antenna Factor (dB/m)+ Cable Loss (dB).
3. Measurement (dBuV/m) = Reading(dBuV) + C.F (Correction Factor).
4. The emission levels of other frequencies are very lower than the limit and not show in test report.

EUT	BE3600 Dual-Band Wi-Fi 7 Gaming Router	Date of Test	2025-04-14
Factor	DRH18-E	Temp. / Humidity	21°C /63%
Polarity	Horizontal	Site / Test Engineer	AC2 / Aby
Test Mode	802.11n-40MHz_TX_CH 6_ANT 0+1	Test Voltage	AC 120V/60Hz

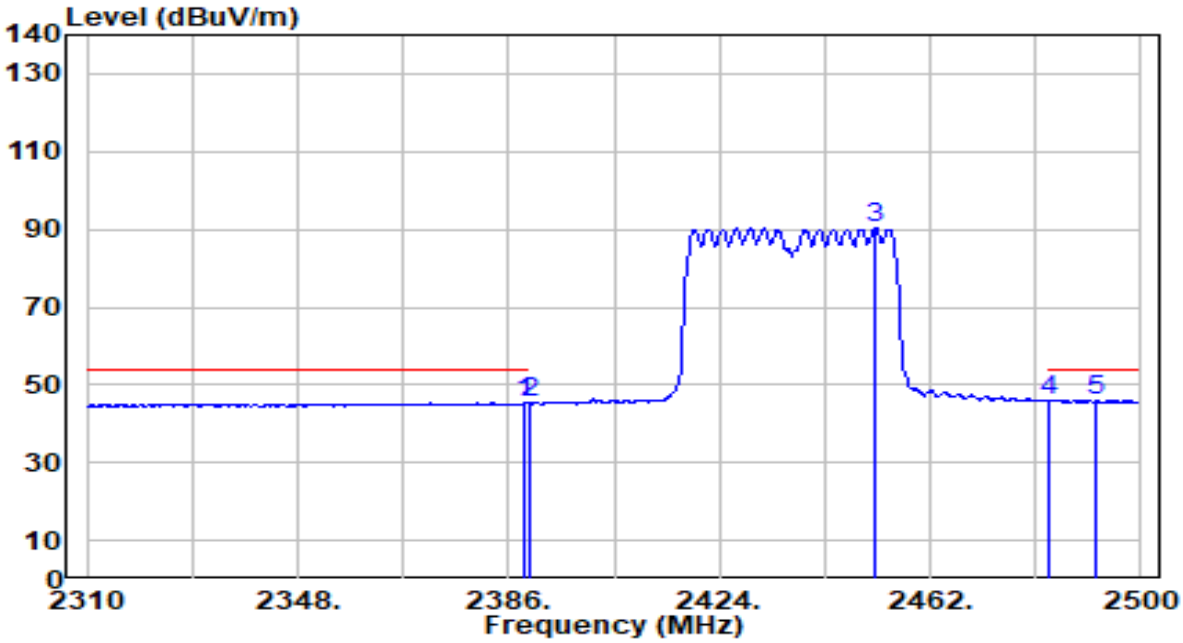

No		Frequency (MHz)	Reading (dBuV)	C.F (dB/m)	Measurement (dBuV/m)	Margin (dB)	Limit (dBuV/m)	Height (cm)	Angle (deg)	Remark (QP/PK/AV)
1		2388.660	14.00	31.42	45.42	-8.58	54.00	285	118	Average
2		2390.000	13.81	31.43	45.24	-8.76	54.00	285	118	Average
3		2452.120	58.80	31.61	90.41	N/A	N/A	285	118	Average
4		2483.500	14.22	31.71	45.93	-8.07	54.00	285	118	Average
5	*	2492.020	14.36	31.74	46.10	-7.90	54.00	285	118	Average

Note:

1. " *", means this data is the worst emission level.
2. C.F (Correction Factor) = Antenna Factor (dB/m)+ Cable Loss (dB).
3. Measurement (dBuV/m) = Reading(dBuV) + C.F (Correction Factor).
4. The emission levels of other frequencies are very lower than the limit and not show in test report.

EUT	BE3600 Dual-Band Wi-Fi 7 Gaming Router	Date of Test	2025-04-14
Factor	DRH18-E	Temp. / Humidity	21°C /63%
Polarity	Vertical	Site / Test Engineer	AC2 / Aby
Test Mode	802.11n-40MHz_TX_CH 6_ANT 0+1	Test Voltage	AC 120V/60Hz

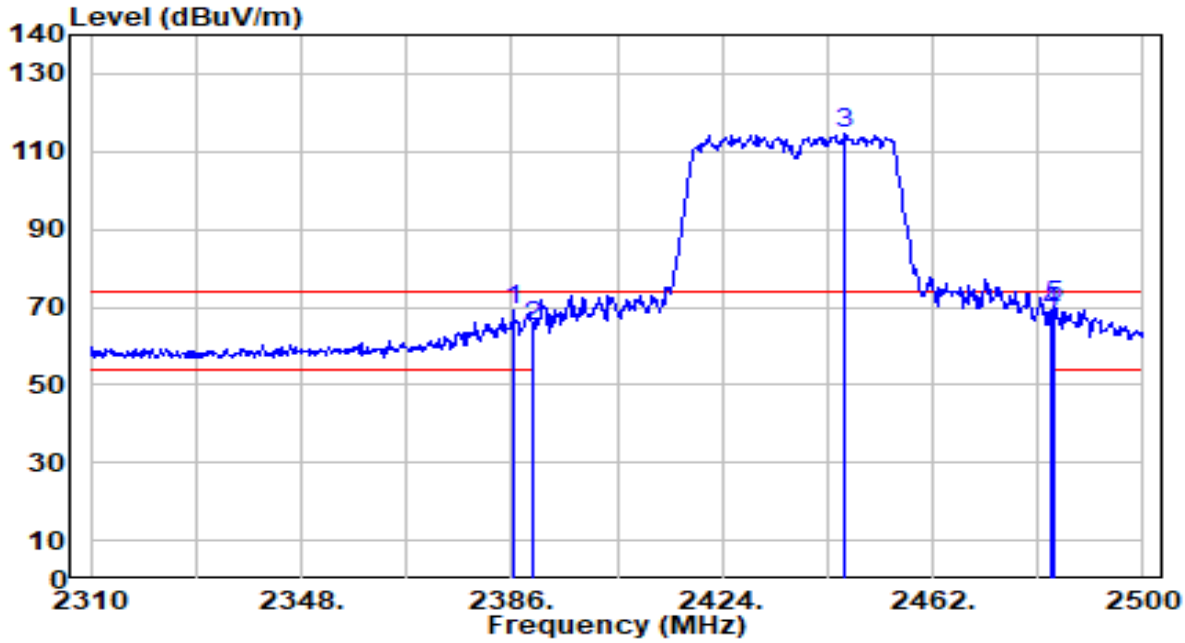

No		Frequency (MHz)	Reading (dBuV)	C.F (dB/m)	Measurement (dBuV/m)	Margin (dB)	Limit (dBuV/m)	Height (cm)	Angle (deg)	Remark (QP/PK/AV)
1		2386.380	37.58	31.41	68.99	-5.01	74.00	164	150	Peak
2		2390.000	33.31	31.43	64.74	-9.26	74.00	164	150	Peak
3		2445.850	83.27	31.60	114.87	N/A	N/A	164	150	Peak
4		2483.500	37.02	31.71	68.73	-5.27	74.00	164	150	Peak
5	*	2484.040	38.45	31.71	70.16	-3.84	74.00	164	150	Peak

Note:

1. " *", means this data is the worst emission level.
2. C.F (Correction Factor) = Antenna Factor (dB/m)+ Cable Loss (dB).
3. Measurement (dBuV/m) = Reading(dBuV) + C.F (Correction Factor).
4. The emission levels of other frequencies are very lower than the limit and not show in test report.

EUT	BE3600 Dual-Band Wi-Fi 7 Gaming Router	Date of Test	2025-04-14
Factor	DRH18-E	Temp. / Humidity	21°C /63%
Polarity	Vertical	Site / Test Engineer	AC2 / Aby
Test Mode	802.11n-40MHz_TX_CH 6_ANT 0+1	Test Voltage	AC 120V/60Hz

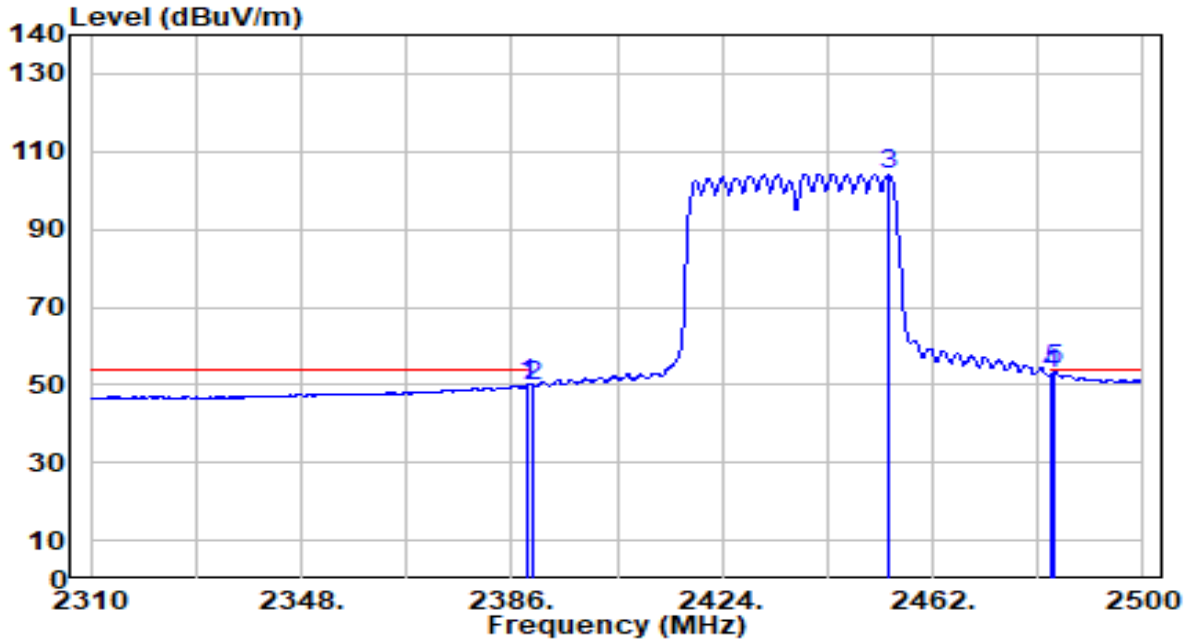

No		Frequency (MHz)	Reading (dBuV)	C.F (dB/m)	Measurement (dBuV/m)	Margin (dB)	Limit (dBuV/m)	Height (cm)	Angle (deg)	Remark (QP/PK/AV)
1		2389.040	18.67	31.42	50.09	-3.91	54.00	164	150	Average
2		2390.000	18.25	31.43	49.68	-4.32	54.00	164	150	Average
3		2454.020	72.55	31.62	104.17	N/A	N/A	164	150	Average
4		2483.500	21.03	31.71	52.74	-1.26	54.00	164	150	Average
5	*	2484.040	22.06	31.71	53.78	-0.22	54.00	164	150	Average

Note:

1. " *", means this data is the worst emission level.
2. C.F (Correction Factor) = Antenna Factor (dB/m)+ Cable Loss (dB).
3. Measurement (dBuV/m) = Reading(dBuV) + C.F (Correction Factor).
4. The emission levels of other frequencies are very lower than the limit and not show in test report.

EUT	BE3600 Dual-Band Wi-Fi 7 Gaming Router	Date of Test	2025-04-14
Factor	DRH18-E	Temp. / Humidity	21°C /63%
Polarity	Horizontal	Site / Test Engineer	AC2 / Aby
Test Mode	802.11n-40MHz_TX_CH 9_ANT 0+1	Test Voltage	AC 120V/60Hz

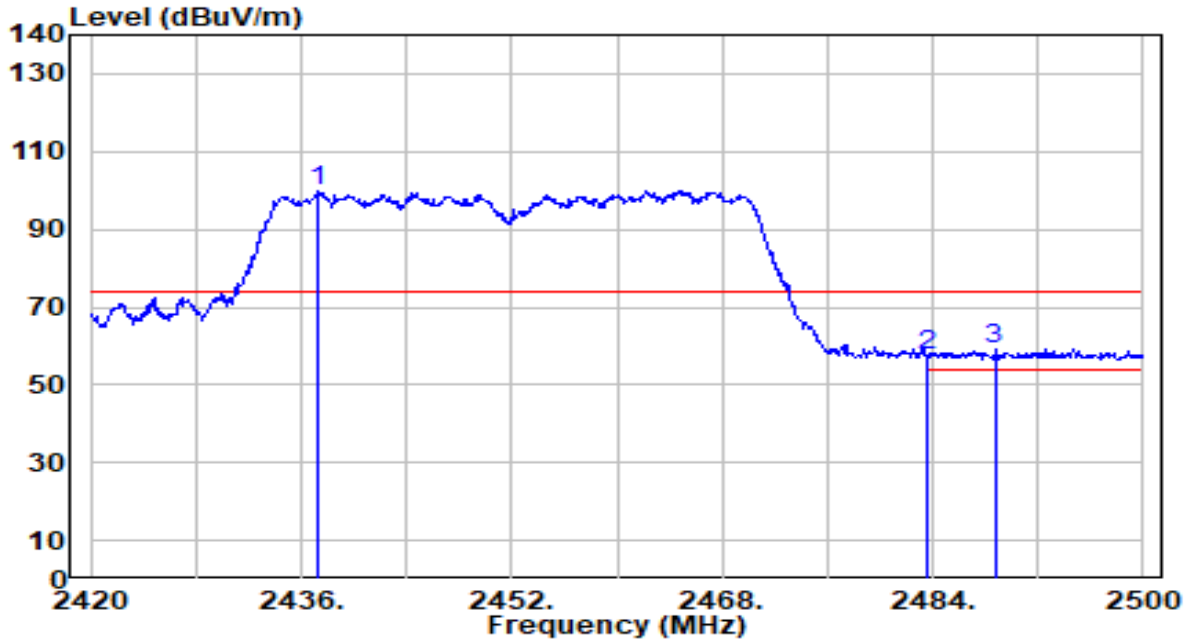

No		Frequency (MHz)	Reading (dBuV)	C.F (dB/m)	Measurement (dBuV/m)	Margin (dB)	Limit (dBuV/m)	Height (cm)	Angle (deg)	Remark (QP/PK/AV)
1		2437.360	68.28	31.57	99.85	N/A	N/A	309	214	Peak
2		2483.500	25.65	31.71	57.36	-16.64	74.00	309	214	Peak
3	*	2488.720	27.32	31.73	59.05	-14.95	74.00	309	214	Peak

Note:

1. " *", means this data is the worst emission level.
2. C.F (Correction Factor) = Antenna Factor (dB/m)+ Cable Loss (dB).
3. Measurement (dBuV/m) = Reading(dBuV) + C.F (Correction Factor).
4. The emission levels of other frequencies are very lower than the limit and not show in test report.

EUT	BE3600 Dual-Band Wi-Fi 7 Gaming Router	Date of Test	2025-04-14
Factor	DRH18-E	Temp. / Humidity	21°C /63%
Polarity	Horizontal	Site / Test Engineer	AC2 / Aby
Test Mode	802.11n-40MHz_TX_CH 9_ANT 0+1	Test Voltage	AC 120V/60Hz

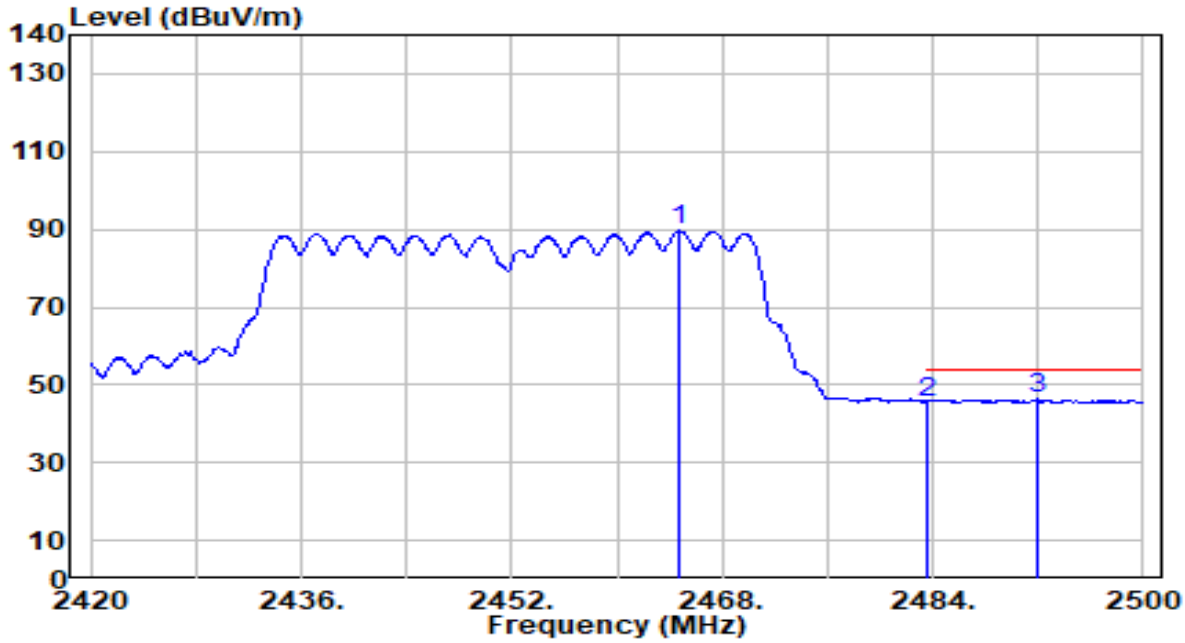

No		Frequency (MHz)	Reading (dBuV)	C.F (dB/m)	Measurement (dBuV/m)	Margin (dB)	Limit (dBuV/m)	Height (cm)	Angle (deg)	Remark (QP/PK/AV)
1		2464.720	58.01	31.65	89.66	N/A	N/A	309	214	Average
2		2483.500	13.88	31.71	45.59	-8.41	54.00	309	214	Average
3	*	2492.000	14.57	31.74	46.31	-7.69	54.00	309	214	Average

Note:

1. " *", means this data is the worst emission level.
2. C.F (Correction Factor) = Antenna Factor (dB/m)+ Cable Loss (dB).
3. Measurement (dBuV/m) = Reading(dBuV) + C.F (Correction Factor).
4. The emission levels of other frequencies are very lower than the limit and not show in test report.

EUT	BE3600 Dual-Band Wi-Fi 7 Gaming Router	Date of Test	2025-04-14
Factor	DRH18-E	Temp. / Humidity	21°C /63%
Polarity	Vertical	Site / Test Engineer	AC2 / Aby
Test Mode	802.11n-40MHz_TX_CH 9_ANT 0+1	Test Voltage	AC 120V/60Hz

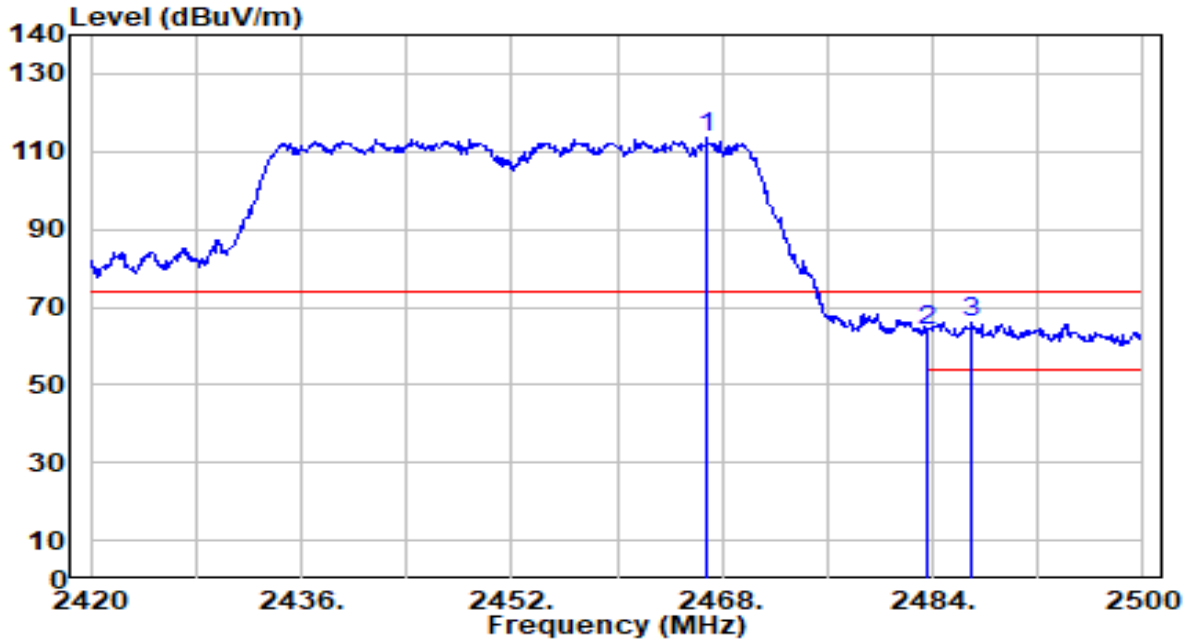

No		Frequency (MHz)	Reading (dBuV)	C.F (dB/m)	Measurement (dBuV/m)	Margin (dB)	Limit (dBuV/m)	Height (cm)	Angle (deg)	Remark (QP/PK/AV)
1		2466.800	81.85	31.66	113.51	N/A	N/A	182	350	Peak
2		2483.500	32.02	31.71	63.73	-10.27	74.00	182	350	Peak
3	*	2486.960	34.34	31.72	66.06	-7.94	74.00	182	350	Peak

Note:

1. " *", means this data is the worst emission level.
2. C.F (Correction Factor) = Antenna Factor (dB/m)+ Cable Loss (dB).
3. Measurement (dBuV/m) = Reading(dBuV) + C.F (Correction Factor).
4. The emission levels of other frequencies are very lower than the limit and not show in test report.

EUT	BE3600 Dual-Band Wi-Fi 7 Gaming Router	Date of Test	2025-04-14
Factor	DRH18-E	Temp. / Humidity	21°C /63%
Polarity	Vertical	Site / Test Engineer	AC2 / Aby
Test Mode	802.11n-40MHz_TX_CH 9_ANT 0+1	Test Voltage	AC 120V/60Hz

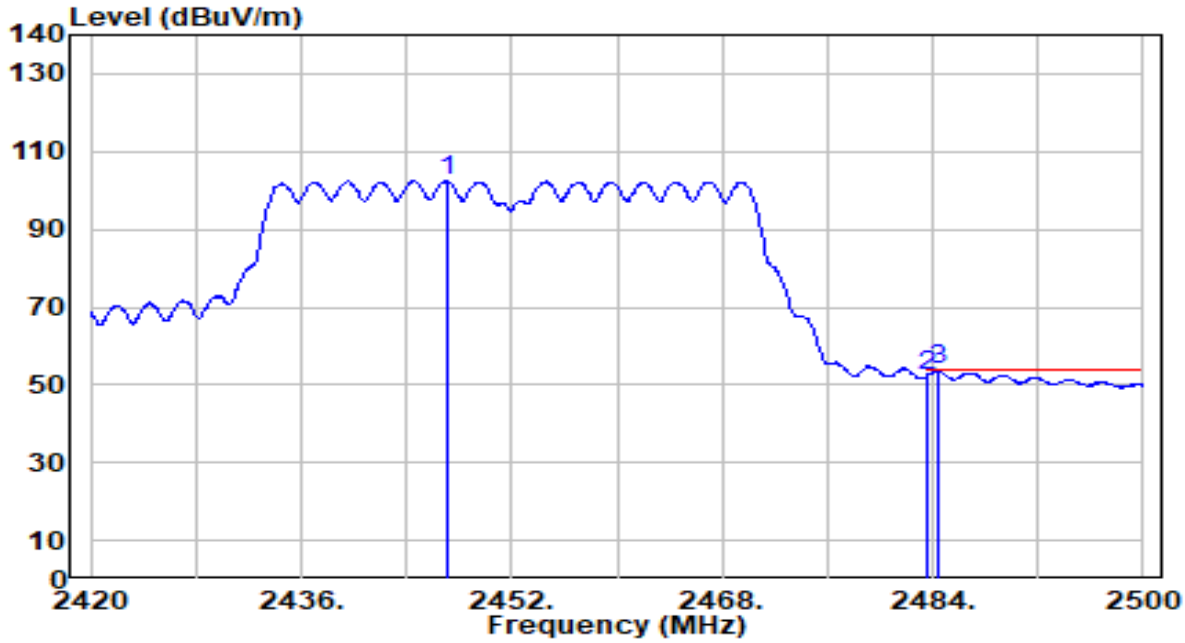

No		Frequency (MHz)	Reading (dBuV)	C.F (dB/m)	Measurement (dBuV/m)	Margin (dB)	Limit (dBuV/m)	Height (cm)	Angle (deg)	Remark (QP/PK/AV)
1		2447.200	70.86	31.60	102.46	N/A	N/A	182	350	Average
2		2483.500	20.58	31.71	52.29	-1.71	54.00	182	350	Average
3	*	2484.480	22.06	31.71	53.78	-0.22	54.00	182	350	Average

Note:

1. " *", means this data is the worst emission level.
2. C.F (Correction Factor) = Antenna Factor (dB/m)+ Cable Loss (dB).
3. Measurement (dBuV/m) = Reading(dBuV) + C.F (Correction Factor).
4. The emission levels of other frequencies are very lower than the limit and not show in test report.

EUT	BE3600 Dual-Band Wi-Fi 7 Gaming Router	Date of Test	2025-04-17
Factor	DRH18-E	Temp. / Humidity	21°C /63%
Polarity	Horizontal	Site / Test Engineer	AC2 / Aby
Test Mode	802.11ax-20MHz_TX_CH 1_ANT 0+1	Test Voltage	AC 120V/60Hz

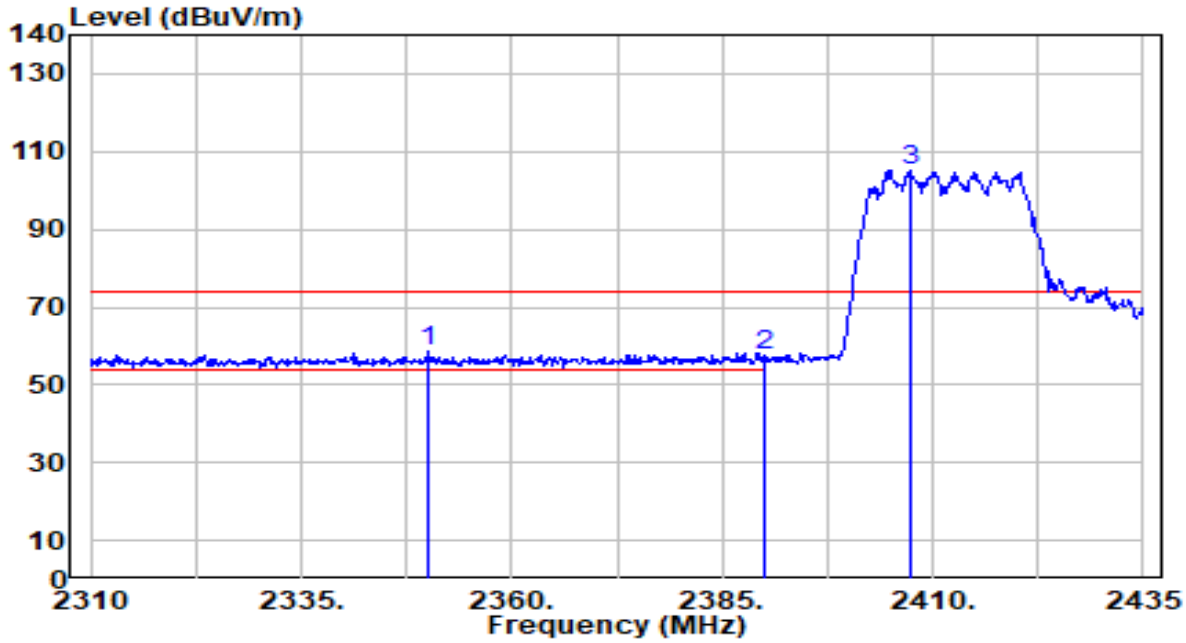

No		Frequency (MHz)	Reading (dBuV)	C.F (dB/m)	Measurement (dBuV/m)	Margin (dB)	Limit (dBuV/m)	Height (cm)	Angle (deg)	Remark (QP/PK/AV)
1	*	2350.125	27.45	31.30	58.75	-15.25	74.00	295	60	Peak
2		2390.000	26.38	31.43	57.81	-16.19	74.00	295	60	Peak
3		2407.375	73.91	31.48	105.38	N/A	N/A	295	60	Peak

Note:

1. " *", means this data is the worst emission level.
2. C.F (Correction Factor) = Antenna Factor (dB/m)+ Cable Loss (dB).
3. Measurement (dBuV/m) = Reading(dBuV) + C.F (Correction Factor).
4. The emission levels of other frequencies are very lower than the limit and not show in test report.

EUT	BE3600 Dual-Band Wi-Fi 7 Gaming Router	Date of Test	2025-04-17
Factor	DRH18-E	Temp. / Humidity	21°C /63%
Polarity	Horizontal	Site / Test Engineer	AC2 / Aby
Test Mode	802.11ax-20MHz_TX_CH 1_ANT 0+1	Test Voltage	AC 120V/60Hz

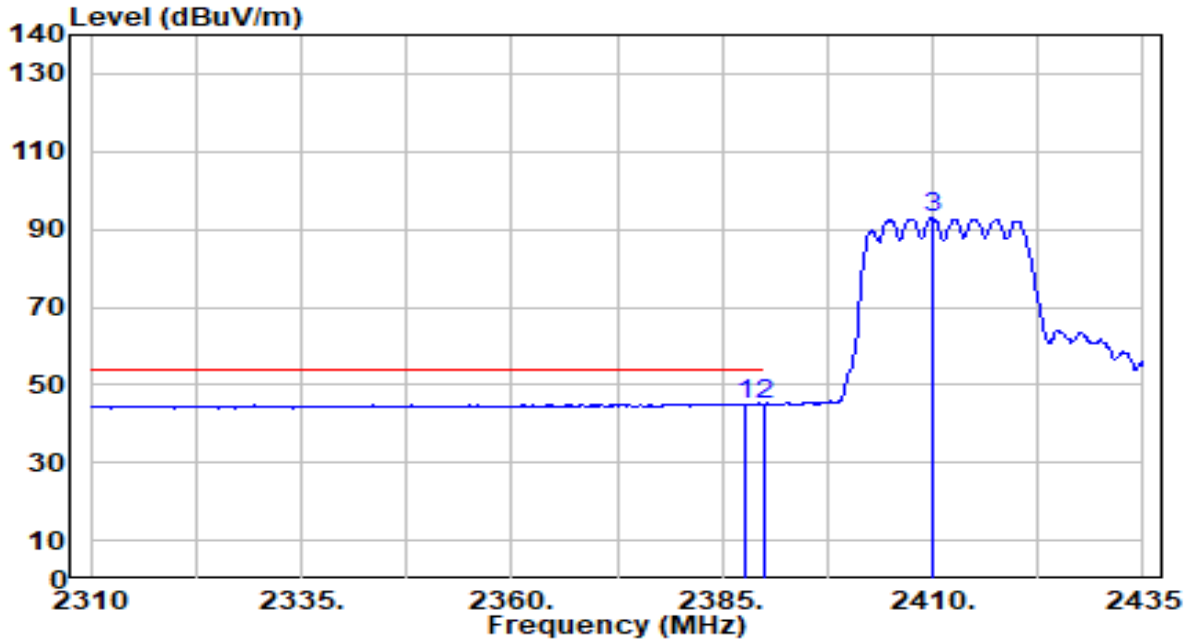

No		Frequency (MHz)	Reading (dBuV)	C.F (dB/m)	Measurement (dBuV/m)	Margin (dB)	Limit (dBuV/m)	Height (cm)	Angle (deg)	Remark (QP/PK/AV)
1	*	2387.625	13.67	31.42	45.09	-8.91	54.00	295	60	Average
2		2390.000	13.50	31.43	44.93	-9.07	54.00	295	60	Average
3		2409.875	61.44	31.49	92.92	N/A	N/A	295	60	Average

Note:

1. " *", means this data is the worst emission level.
2. C.F (Correction Factor) = Antenna Factor (dB/m)+ Cable Loss (dB).
3. Measurement (dBuV/m) = Reading(dBuV) + C.F (Correction Factor).
4. The emission levels of other frequencies are very lower than the limit and not show in test report.

EUT	BE3600 Dual-Band Wi-Fi 7 Gaming Router	Date of Test	2025-04-17
Factor	DRH18-E	Temp. / Humidity	21°C /63%
Polarity	Vertical	Site / Test Engineer	AC2 / Aby
Test Mode	802.11ax-20MHz_TX_CH 1_ANT 0+1	Test Voltage	AC 120V/60Hz

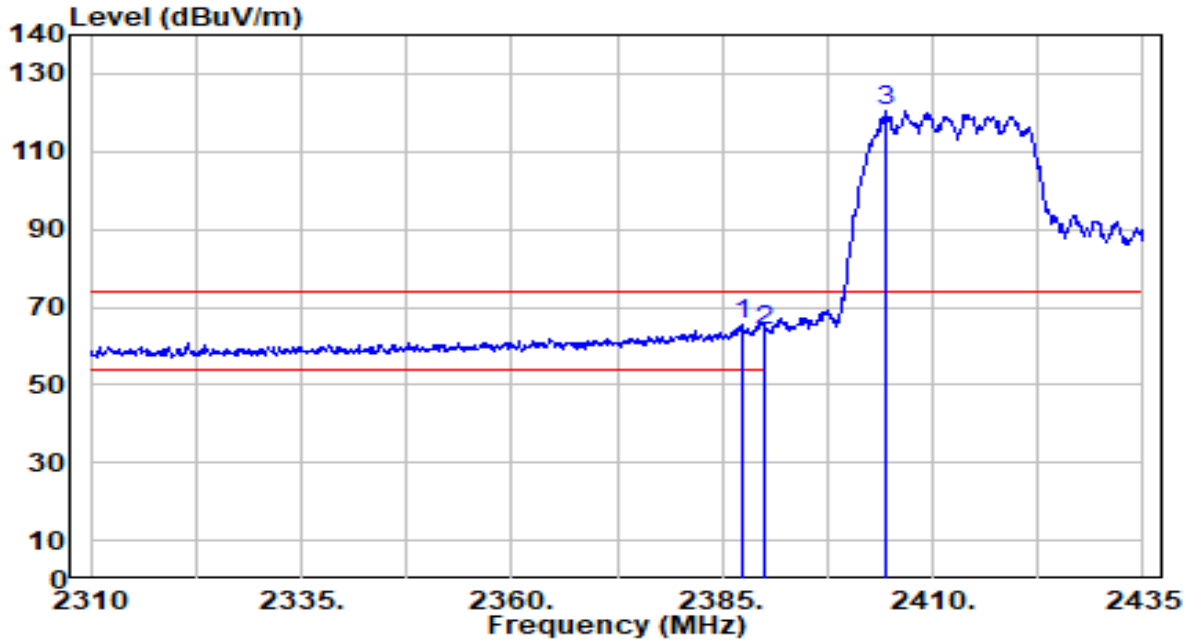

No		Frequency (MHz)	Reading (dBuV)	C.F (dB/m)	Measurement (dBuV/m)	Margin (dB)	Limit (dBuV/m)	Height (cm)	Angle (deg)	Remark (QP/PK/AV)
1	*	2387.250	34.08	31.42	65.50	-8.50	74.00	170	348	Peak
2		2390.000	32.32	31.43	63.75	-10.25	74.00	170	348	Peak
3		2404.375	88.90	31.47	120.36	N/A	N/A	170	348	Peak

Note:

1. " *", means this data is the worst emission level.
2. C.F (Correction Factor) = Antenna Factor (dB/m)+ Cable Loss (dB).
3. Measurement (dBuV/m) = Reading(dBuV) + C.F (Correction Factor).
4. The emission levels of other frequencies are very lower than the limit and not show in test report.

EUT	BE3600 Dual-Band Wi-Fi 7 Gaming Router	Date of Test	2025-04-17
Factor	DRH18-E	Temp. / Humidity	21°C /63%
Polarity	Vertical	Site / Test Engineer	AC2 / Aby
Test Mode	802.11ax-20MHz_TX_CH 1_ANT 0+1	Test Voltage	AC 120V/60Hz

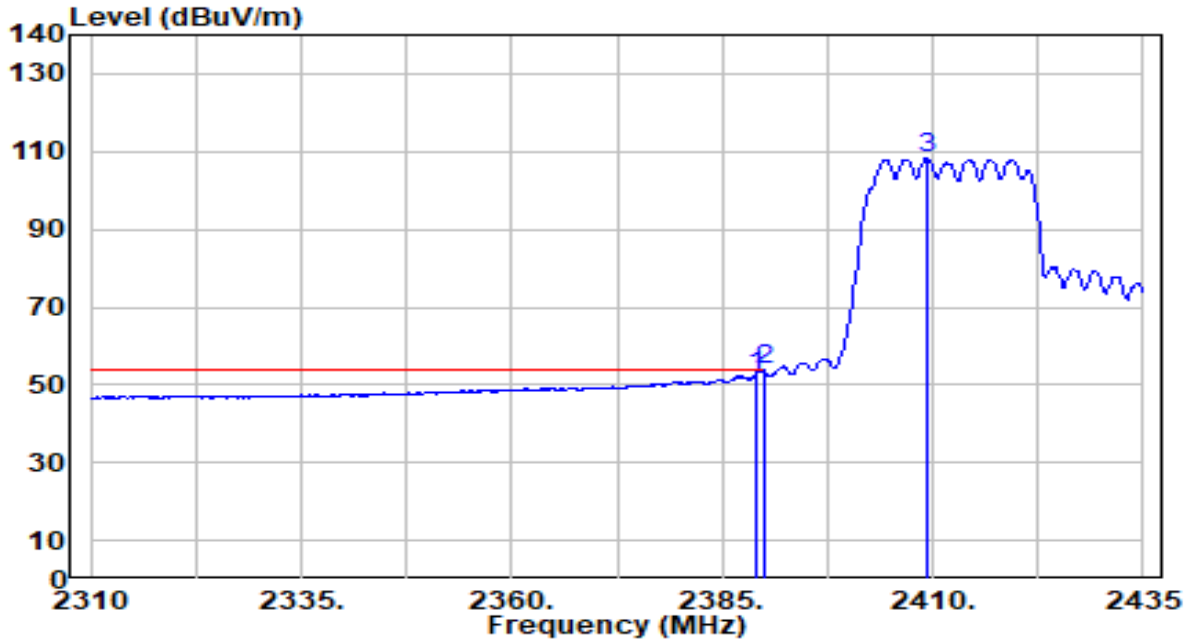

No		Frequency (MHz)	Reading (dBuV)	C.F (dB/m)	Measurement (dBuV/m)	Margin (dB)	Limit (dBuV/m)	Height (cm)	Angle (deg)	Remark (QP/PK/AV)
1		2389.000	21.14	31.42	52.56	-1.44	54.00	170	348	Average
2	*	2390.000	22.30	31.43	53.72	-0.28	54.00	170	348	Average
3		2409.500	76.69	31.48	108.17	N/A	N/A	170	348	Average

Note:

1. " *", means this data is the worst emission level.
2. C.F (Correction Factor) = Antenna Factor (dB/m)+ Cable Loss (dB).
3. Measurement (dBuV/m) = Reading(dBuV) + C.F (Correction Factor).
4. The emission levels of other frequencies are very lower than the limit and not show in test report.

EUT	BE3600 Dual-Band Wi-Fi 7 Gaming Router	Date of Test	2025-04-17
Factor	DRH18-E	Temp. / Humidity	21°C /63%
Polarity	Horizontal	Site / Test Engineer	AC2 / Aby
Test Mode	802.11ax-20MHz_TX_CH 2_ANT 0+1	Test Voltage	AC 120V/60Hz

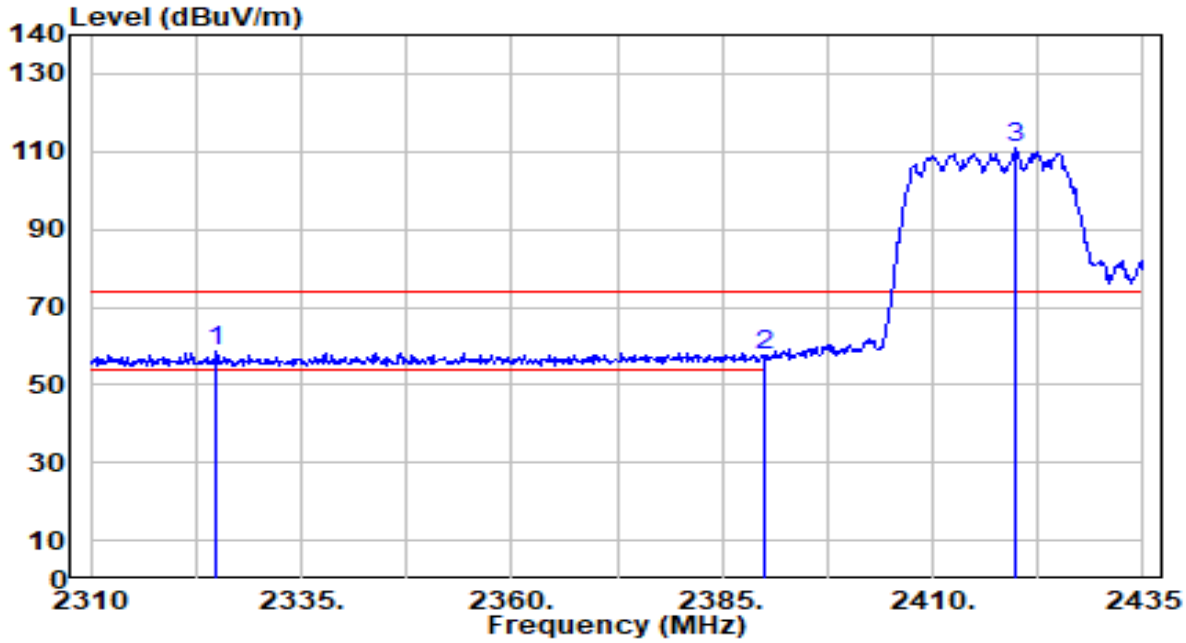

No		Frequency (MHz)	Reading (dBuV)	C.F (dB/m)	Measurement (dBuV/m)	Margin (dB)	Limit (dBuV/m)	Height (cm)	Angle (deg)	Remark (QP/PK/AV)
1	*	2325.000	27.38	31.23	58.61	-15.39	74.00	136	218	Peak
2		2390.000	26.20	31.43	57.63	-16.37	74.00	136	218	Peak
3		2419.750	79.46	31.52	110.97	N/A	N/A	136	218	Peak

Note:

1. " *", means this data is the worst emission level.
2. C.F (Correction Factor) = Antenna Factor (dB/m)+ Cable Loss (dB).
3. Measurement (dBuV/m) = Reading(dBuV) + C.F (Correction Factor).
4. The emission levels of other frequencies are very lower than the limit and not show in test report.

EUT	BE3600 Dual-Band Wi-Fi 7 Gaming Router	Date of Test	2025-04-17
Factor	DRH18-E	Temp. / Humidity	21°C /63%
Polarity	Horizontal	Site / Test Engineer	AC2 / Aby
Test Mode	802.11ax-20MHz_TX_CH 2_ANT 0+1	Test Voltage	AC 120V/60Hz

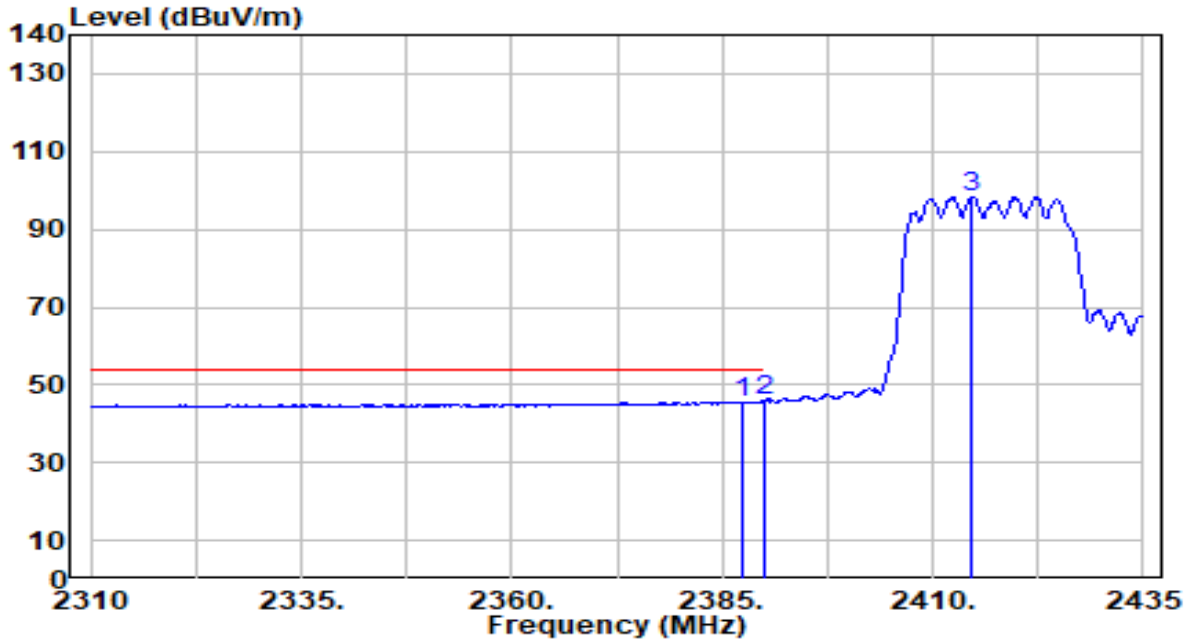

No		Frequency (MHz)	Reading (dBuV)	C.F (dB/m)	Measurement (dBuV/m)	Margin (dB)	Limit (dBuV/m)	Height (cm)	Angle (deg)	Remark (QP/PK/AV)
1		2387.375	14.23	31.42	45.65	-8.35	54.00	136	218	Average
2	*	2390.000	14.33	31.43	45.76	-8.24	54.00	136	218	Average
3		2414.625	66.74	31.50	98.25	N/A	N/A	136	218	Average

Note:

1. " *", means this data is the worst emission level.
2. C.F (Correction Factor) = Antenna Factor (dB/m)+ Cable Loss (dB).
3. Measurement (dBuV/m) = Reading(dBuV) + C.F (Correction Factor).
4. The emission levels of other frequencies are very lower than the limit and not show in test report.

EUT	BE3600 Dual-Band Wi-Fi 7 Gaming Router	Date of Test	2025-04-17
Factor	DRH18-E	Temp. / Humidity	21°C /63%
Polarity	Vertical	Site / Test Engineer	AC2 / Aby
Test Mode	802.11ax-20MHz_TX_CH 2_ANT 0+1	Test Voltage	AC 120V/60Hz

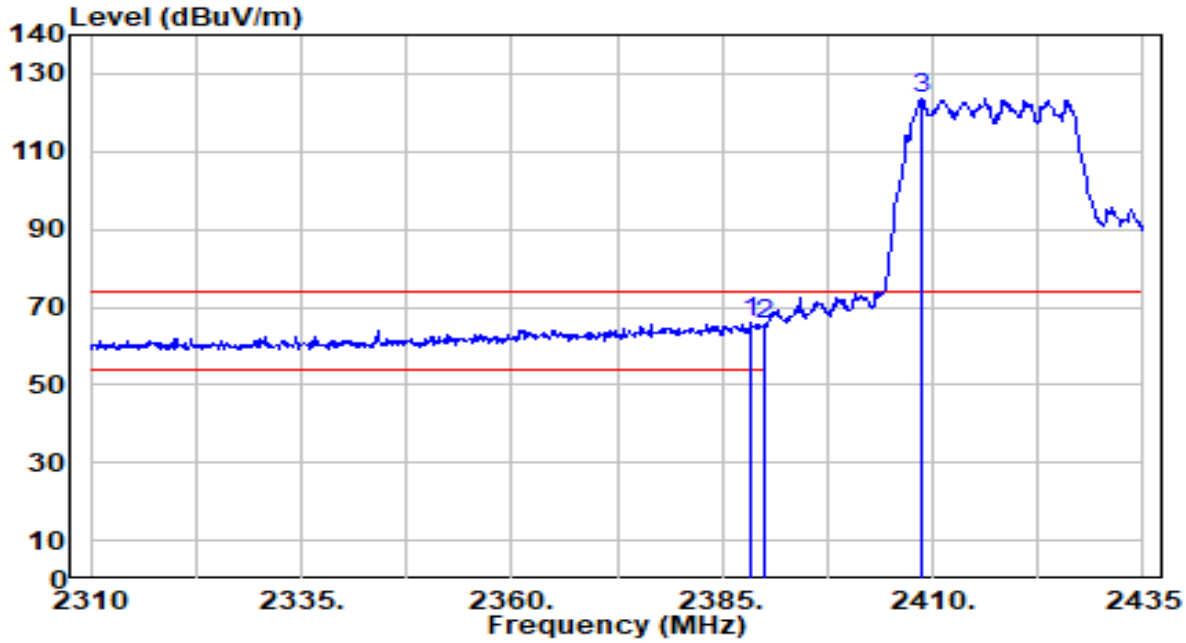

No		Frequency (MHz)	Reading (dBuV)	C.F (dB/m)	Measurement (dBuV/m)	Margin (dB)	Limit (dBuV/m)	Height (cm)	Angle (deg)	Remark (QP/PK/AV)
1	*	2388.375	34.84	31.42	66.26	-7.74	74.00	110	19	Peak
2		2390.000	33.97	31.43	65.39	-8.61	74.00	110	19	Peak
3		2408.750	92.36	31.48	123.84	N/A	N/A	110	19	Peak

Note:

1. " *", means this data is the worst emission level.
2. C.F (Correction Factor) = Antenna Factor (dB/m)+ Cable Loss (dB).
3. Measurement (dBuV/m) = Reading(dBuV) + C.F (Correction Factor).
4. The emission levels of other frequencies are very lower than the limit and not show in test report.

EUT	BE3600 Dual-Band Wi-Fi 7 Gaming Router	Date of Test	2025-04-17
Factor	DRH18-E	Temp. / Humidity	21°C /63%
Polarity	Vertical	Site / Test Engineer	AC2 / Aby
Test Mode	802.11ax-20MHz_TX_CH 2_ANT 0+1	Test Voltage	AC 120V/60Hz

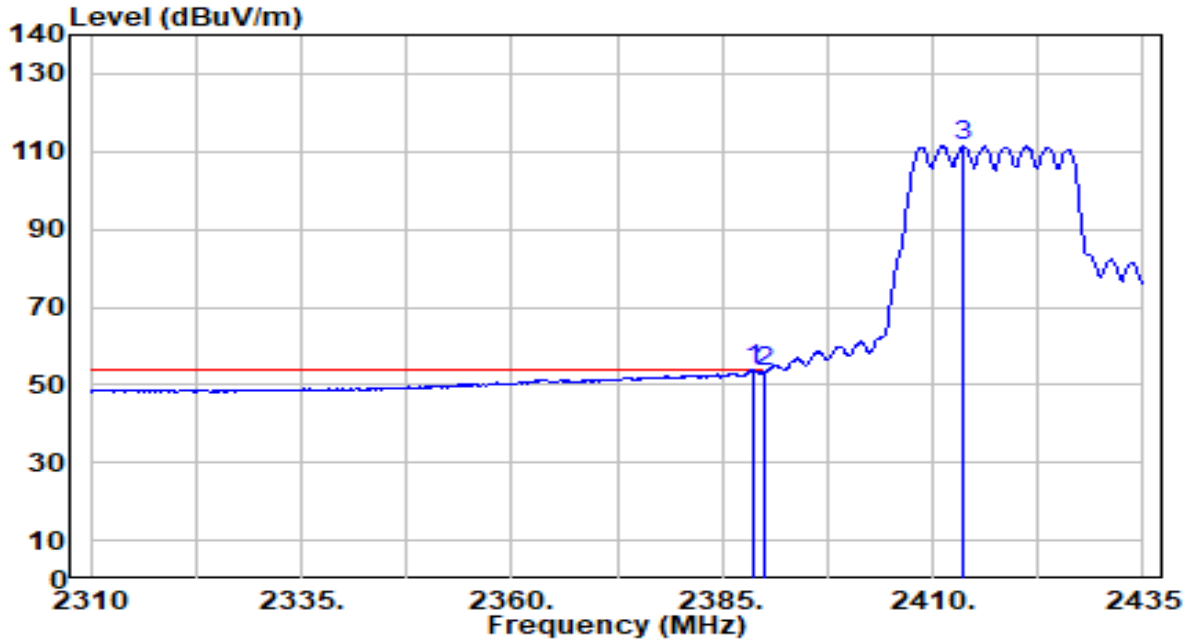

No		Frequency (MHz)	Reading (dBuV)	C.F (dB/m)	Measurement (dBuV/m)	Margin (dB)	Limit (dBuV/m)	Height (cm)	Angle (deg)	Remark (QP/PK/AV)
1	*	2388.625	22.46	31.42	53.88	-0.12	54.00	110	19	Average
2		2390.000	21.77	31.43	53.20	-0.80	54.00	110	19	Average
3		2413.625	79.83	31.50	111.33	N/A	N/A	110	19	Average

Note:

1. " *", means this data is the worst emission level.
2. C.F (Correction Factor) = Antenna Factor (dB/m)+ Cable Loss (dB).
3. Measurement (dBuV/m) = Reading(dBuV) + C.F (Correction Factor).
4. The emission levels of other frequencies are very lower than the limit and not show in test report.

EUT	BE3600 Dual-Band Wi-Fi 7 Gaming Router	Date of Test	2025-04-17
Factor	DRH18-E	Temp. / Humidity	21°C /63%
Polarity	Horizontal	Site / Test Engineer	AC2 / Aby
Test Mode	802.11ax-20MHz_TX_CH 6_ANT 0+1	Test Voltage	AC 120V/60Hz

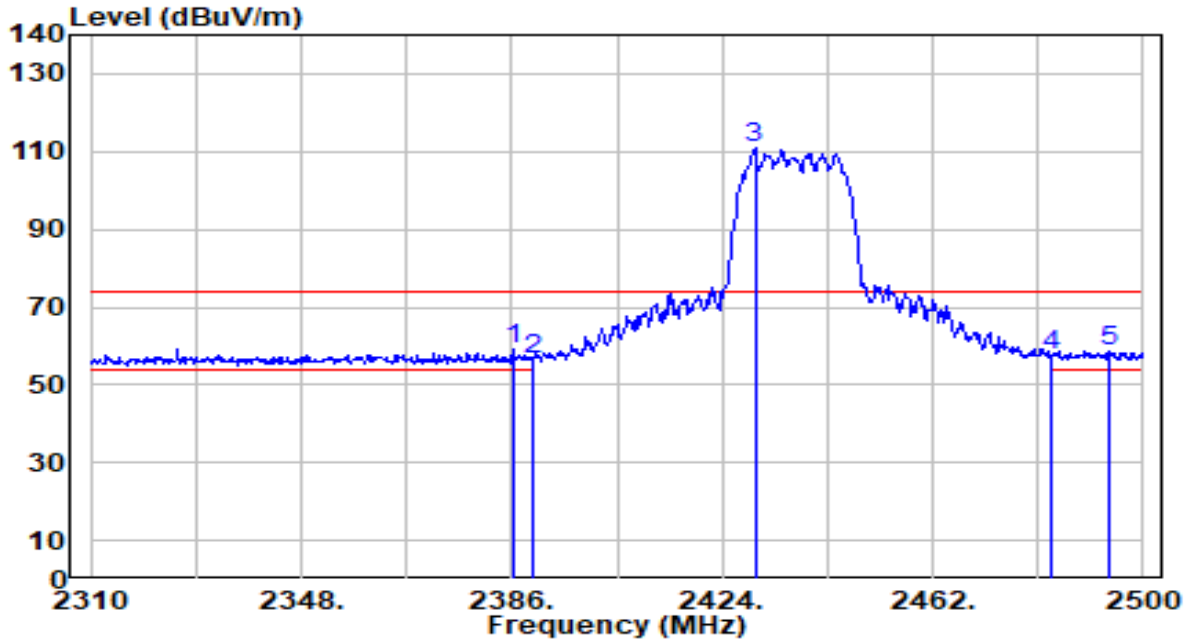

No		Frequency (MHz)	Reading (dBuV)	C.F (dB/m)	Measurement (dBuV/m)	Margin (dB)	Limit (dBuV/m)	Height (cm)	Angle (deg)	Remark (QP/PK/AV)
1	*	2386.190	27.71	31.41	59.12	-14.88	74.00	285	118	Peak
2		2390.000	25.00	31.43	56.43	-17.57	74.00	285	118	Peak
3		2429.890	79.27	31.55	110.82	N/A	N/A	285	118	Peak
4		2483.500	25.71	31.71	57.42	-16.58	74.00	285	118	Peak
5		2493.920	27.15	31.74	58.90	-15.10	74.00	285	118	Peak

Note:

1. " *", means this data is the worst emission level.
2. C.F (Correction Factor) = Antenna Factor (dB/m)+ Cable Loss (dB).
3. Measurement (dBuV/m) = Reading(dBuV) + C.F (Correction Factor).
4. The emission levels of other frequencies are very lower than the limit and not show in test report.

EUT	BE3600 Dual-Band Wi-Fi 7 Gaming Router	Date of Test	2025-04-17
Factor	DRH18-E	Temp. / Humidity	21°C /63%
Polarity	Horizontal	Site / Test Engineer	AC2 / Aby
Test Mode	802.11ax-20MHz_TX_CH 6_ANT 0+1	Test Voltage	AC 120V/60Hz

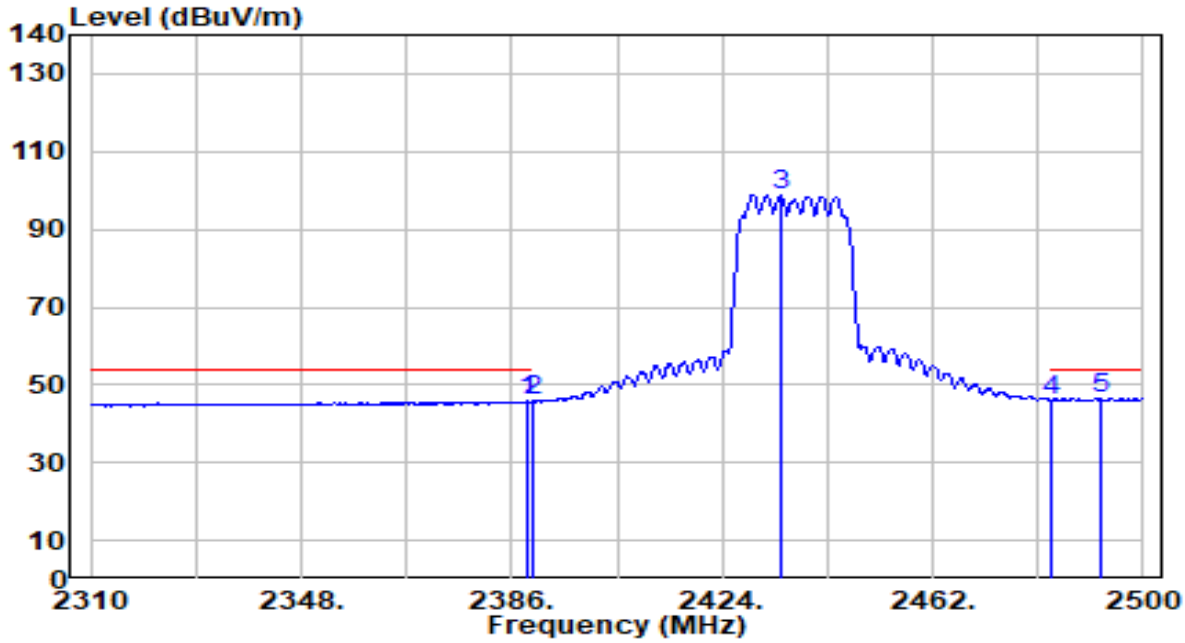

No		Frequency (MHz)	Reading (dBuV)	C.F (dB/m)	Measurement (dBuV/m)	Margin (dB)	Limit (dBuV/m)	Height (cm)	Angle (deg)	Remark (QP/PK/AV)
1		2389.040	14.44	31.42	45.87	-8.13	54.00	285	118	Average
2		2390.000	14.32	31.43	45.75	-8.25	54.00	285	118	Average
3		2434.450	67.13	31.56	98.69	N/A	N/A	285	118	Average
4		2483.500	14.36	31.71	46.07	-7.93	54.00	285	118	Average
5	*	2492.210	14.80	31.74	46.53	-7.47	54.00	285	118	Average

Note:

1. " *", means this data is the worst emission level.
2. C.F (Correction Factor) = Antenna Factor (dB/m)+ Cable Loss (dB).
3. Measurement (dBuV/m) = Reading(dBuV) + C.F (Correction Factor).
4. The emission levels of other frequencies are very lower than the limit and not show in test report.

EUT	BE3600 Dual-Band Wi-Fi 7 Gaming Router	Date of Test	2025-04-17
Factor	DRH18-E	Temp. / Humidity	21°C /63%
Polarity	Vertical	Site / Test Engineer	AC2 / Aby
Test Mode	802.11ax-20MHz_TX_CH 6_ANT 0+1	Test Voltage	AC 120V/60Hz

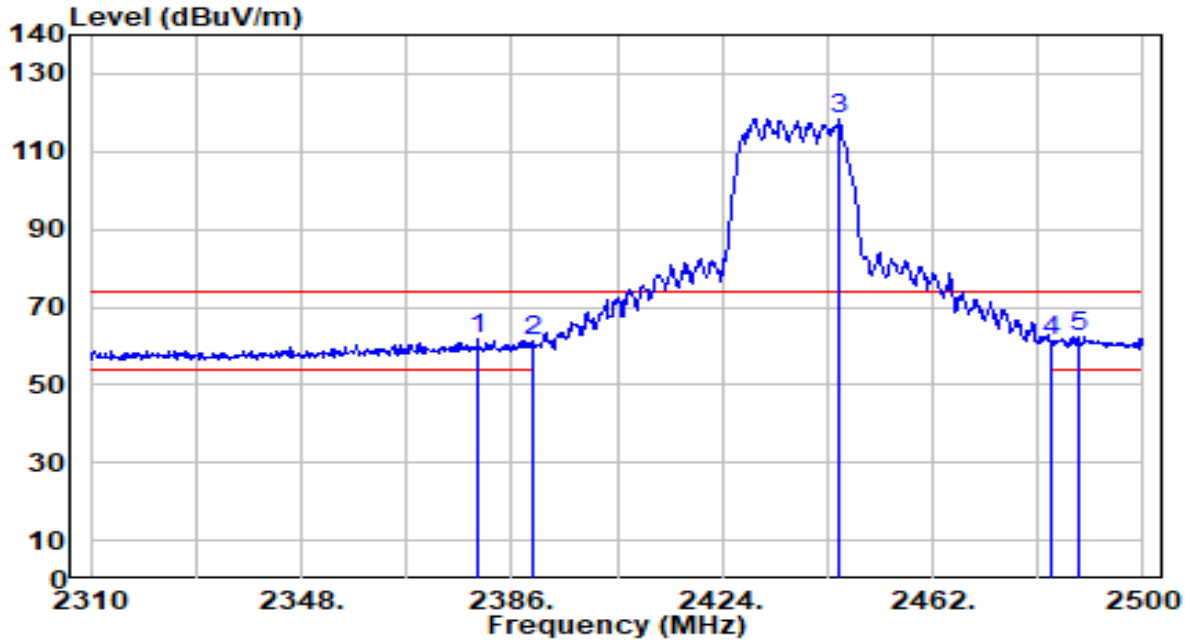

No		Frequency (MHz)	Reading (dBuV)	C.F (dB/m)	Measurement (dBuV/m)	Margin (dB)	Limit (dBuV/m)	Height (cm)	Angle (deg)	Remark (QP/PK/AV)
1		2379.920	30.31	31.39	61.71	-12.29	74.00	295	350	Peak
2		2390.000	29.92	31.43	61.34	-12.66	74.00	295	350	Peak
3		2445.280	86.70	31.59	118.30	N/A	N/A	295	350	Peak
4		2483.500	29.62	31.71	61.33	-12.67	74.00	295	350	Peak
5	*	2488.410	30.82	31.72	62.54	-11.46	74.00	295	350	Peak

Note:

1. " *", means this data is the worst emission level.
2. C.F (Correction Factor) = Antenna Factor (dB/m)+ Cable Loss (dB).
3. Measurement (dBuV/m) = Reading(dBuV) + C.F (Correction Factor).
4. The emission levels of other frequencies are very lower than the limit and not show in test report.

EUT	BE3600 Dual-Band Wi-Fi 7 Gaming Router	Date of Test	2025-04-17
Factor	DRH18-E	Temp. / Humidity	21°C /63%
Polarity	Vertical	Site / Test Engineer	AC2 / Aby
Test Mode	802.11ax-20MHz_TX_CH 6_ANT 0+1	Test Voltage	AC 120V/60Hz

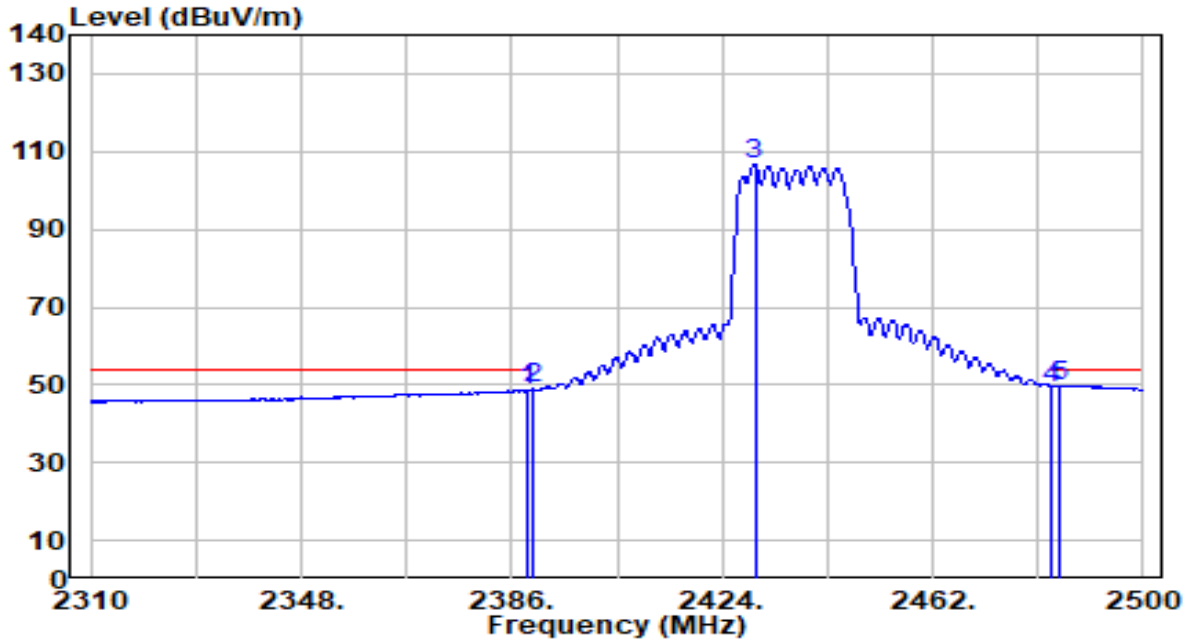

No		Frequency (MHz)	Reading (dBuV)	C.F (dB/m)	Measurement (dBuV/m)	Margin (dB)	Limit (dBuV/m)	Height (cm)	Angle (deg)	Remark (QP/PK/AV)
1		2389.040	17.36	31.42	48.78	-5.22	54.00	295	350	Average
2		2390.000	17.49	31.43	48.92	-5.08	54.00	295	350	Average
3		2429.890	74.99	31.55	106.53	N/A	N/A	295	350	Average
4		2483.500	17.65	31.71	49.36	-4.64	54.00	295	350	Average
5	*	2484.990	18.16	31.71	49.87	-4.13	54.00	295	350	Average

Note:

1. " *", means this data is the worst emission level.
2. C.F (Correction Factor) = Antenna Factor (dB/m)+ Cable Loss (dB).
3. Measurement (dBuV/m) = Reading(dBuV) + C.F (Correction Factor).
4. The emission levels of other frequencies are very lower than the limit and not show in test report.

EUT	BE3600 Dual-Band Wi-Fi 7 Gaming Router	Date of Test	2025-04-17
Factor	DRH18-E	Temp. / Humidity	21°C /63%
Polarity	Horizontal	Site / Test Engineer	AC2 / Aby
Test Mode	802.11ax-20MHz_TX_CH 7_ANT 0+1	Test Voltage	AC 120V/60Hz

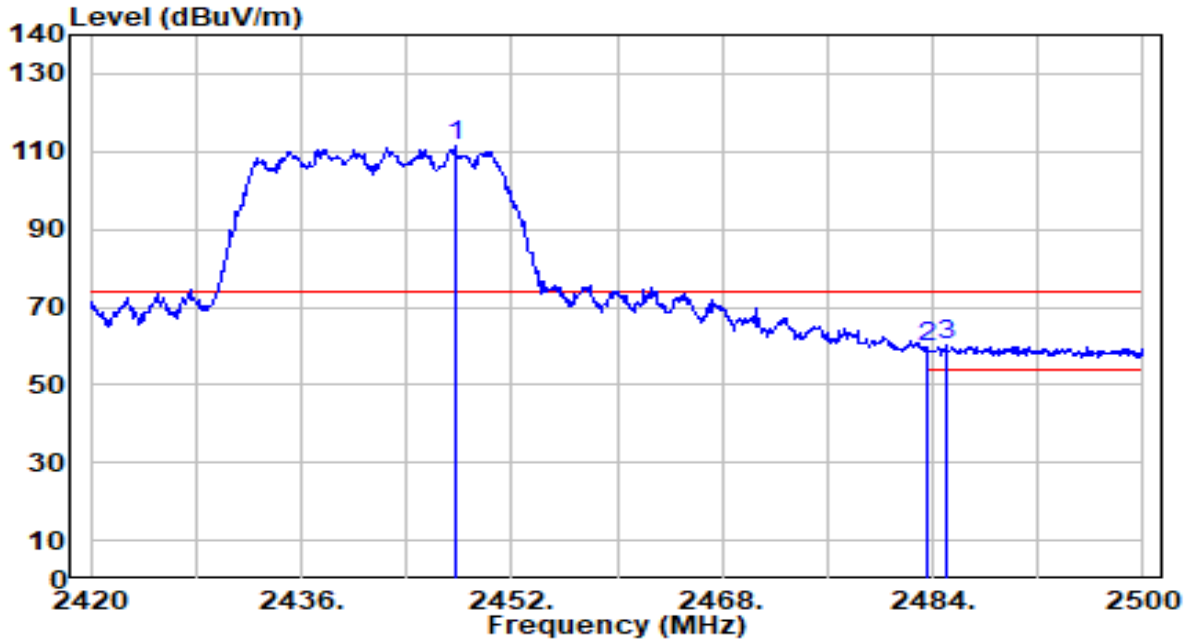

No		Frequency (MHz)	Reading (dBuV)	C.F (dB/m)	Measurement (dBuV/m)	Margin (dB)	Limit (dBuV/m)	Height (cm)	Angle (deg)	Remark (QP/PK/AV)
1		2447.680	79.68	31.60	111.28	N/A	N/A	100	210	Peak
2		2483.500	27.76	31.71	59.47	-14.53	74.00	100	210	Peak
3	*	2484.960	28.61	31.71	60.32	-13.68	74.00	100	210	Peak

Note:

1. " *", means this data is the worst emission level.
2. C.F (Correction Factor) = Antenna Factor (dB/m)+ Cable Loss (dB).
3. Measurement (dBuV/m) = Reading(dBuV) + C.F (Correction Factor).
4. The emission levels of other frequencies are very lower than the limit and not show in test report.

EUT	BE3600 Dual-Band Wi-Fi 7 Gaming Router	Date of Test	2025-04-17
Factor	DRH18-E	Temp. / Humidity	21°C /63%
Polarity	Horizontal	Site / Test Engineer	AC2 / Aby
Test Mode	802.11ax-20MHz_TX_CH 7_ANT 0+1	Test Voltage	AC 120V/60Hz

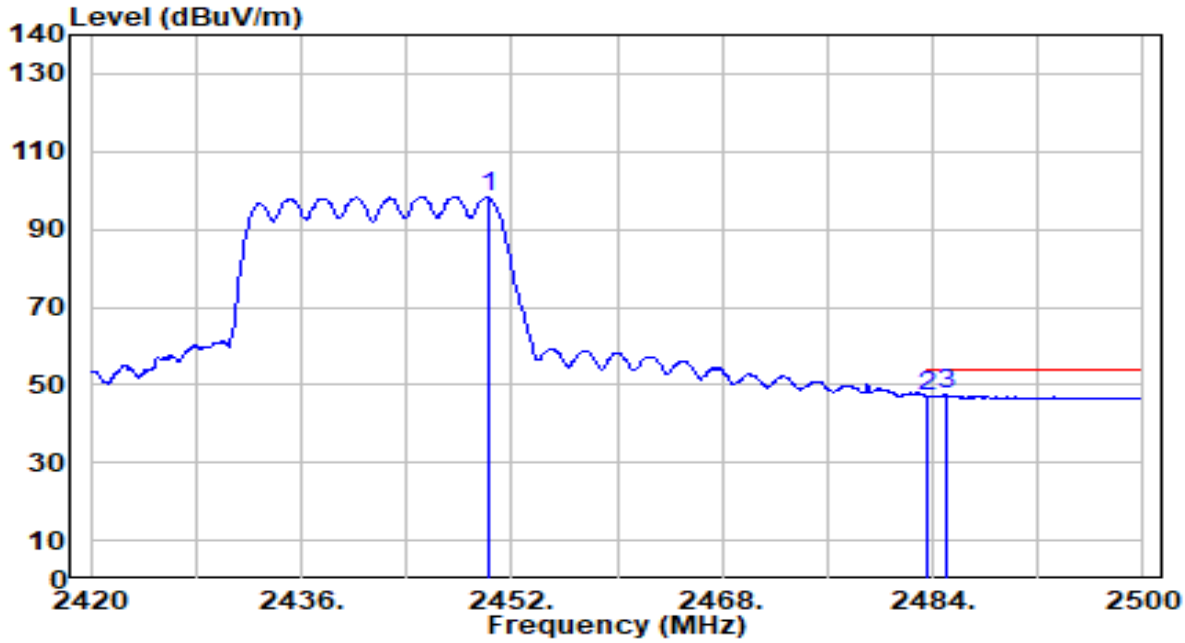

No		Frequency (MHz)	Reading (dBuV)	C.F (dB/m)	Measurement (dBuV/m)	Margin (dB)	Limit (dBuV/m)	Height (cm)	Angle (deg)	Remark (QP/PK/AV)
1		2450.160	66.77	31.61	98.38	N/A	N/A	100	210	Average
2		2483.500	15.25	31.71	46.95	-7.05	54.00	100	210	Average
3	*	2485.120	15.70	31.71	47.41	-6.59	54.00	100	210	Average

Note:

1. " *", means this data is the worst emission level.
2. C.F (Correction Factor) = Antenna Factor (dB/m)+ Cable Loss (dB).
3. Measurement (dBuV/m) = Reading(dBuV) + C.F (Correction Factor).
4. The emission levels of other frequencies are very lower than the limit and not show in test report.

EUT	BE3600 Dual-Band Wi-Fi 7 Gaming Router	Date of Test	2025-04-17
Factor	DRH18-E	Temp. / Humidity	21°C /63%
Polarity	Vertical	Site / Test Engineer	AC2 / Aby
Test Mode	802.11ax-20MHz_TX_CH 7_ANT 0+1	Test Voltage	AC 120V/60Hz

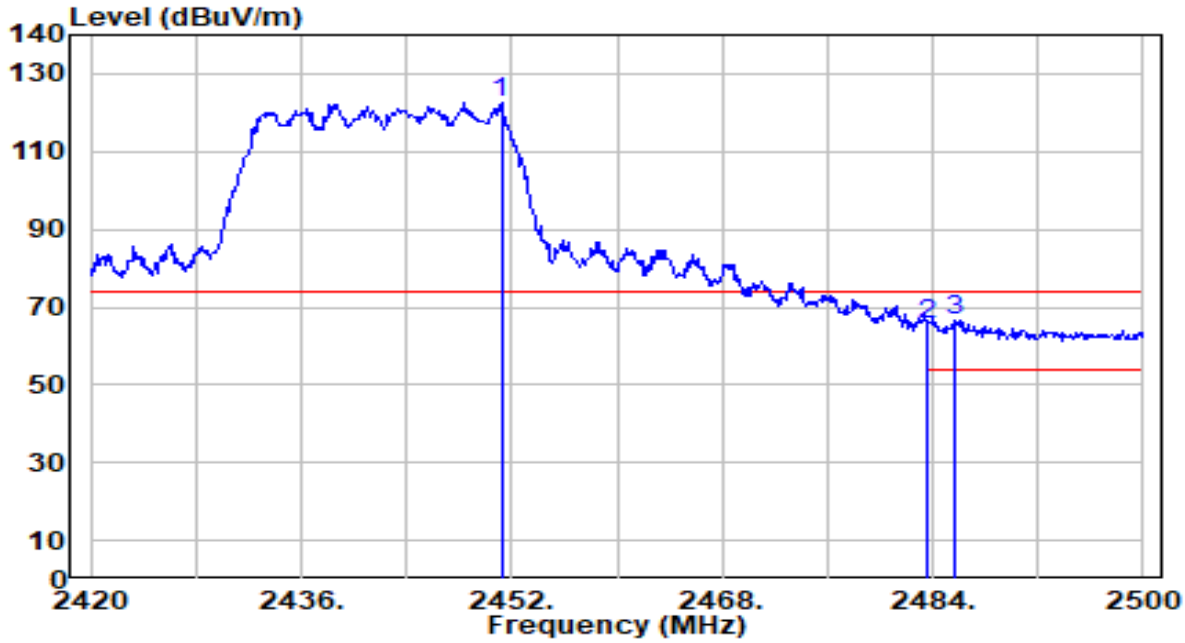

No		Frequency (MHz)	Reading (dBuV)	C.F (dB/m)	Measurement (dBuV/m)	Margin (dB)	Limit (dBuV/m)	Height (cm)	Angle (deg)	Remark (QP/PK/AV)
1		2451.200	90.84	31.61	122.45	N/A	N/A	102	218	Peak
2		2483.500	33.91	31.71	65.62	-8.38	74.00	102	218	Peak
3	*	2485.760	35.02	31.72	66.74	-7.26	74.00	102	218	Peak

Note:

1. " *", means this data is the worst emission level.
2. C.F (Correction Factor) = Antenna Factor (dB/m)+ Cable Loss (dB).
3. Measurement (dBuV/m) = Reading(dBuV) + C.F (Correction Factor).
4. The emission levels of other frequencies are very lower than the limit and not show in test report.

EUT	BE3600 Dual-Band Wi-Fi 7 Gaming Router	Date of Test	2025-04-17
Factor	DRH18-E	Temp. / Humidity	21°C /63%
Polarity	Vertical	Site / Test Engineer	AC2 / Aby
Test Mode	802.11ax-20MHz_TX_CH 7_ANT 0+1	Test Voltage	AC 120V/60Hz

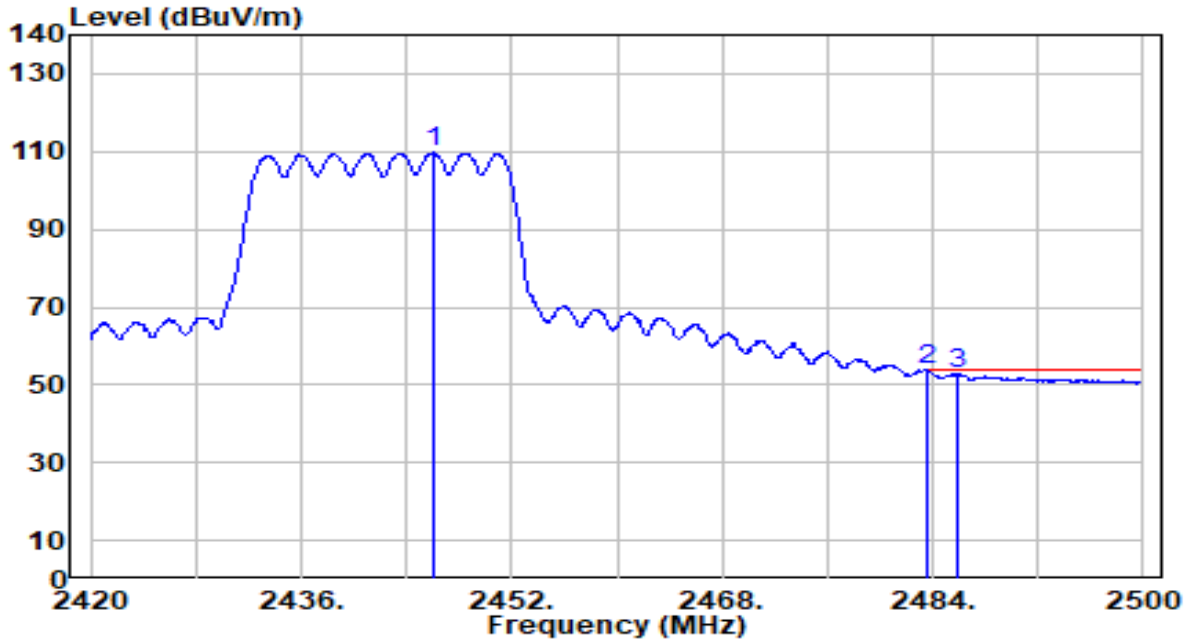

No		Frequency (MHz)	Reading (dBuV)	C.F (dB/m)	Measurement (dBuV/m)	Margin (dB)	Limit (dBuV/m)	Height (cm)	Angle (deg)	Remark (QP/PK/AV)
1		2446.000	78.30	31.60	109.90	N/A	N/A	102	218	Average
2	*	2483.500	21.97	31.71	53.68	-0.32	54.00	102	218	Average
3		2485.840	20.96	31.72	52.68	-1.32	54.00	102	218	Average

Note:

1. " *", means this data is the worst emission level.
2. C.F (Correction Factor) = Antenna Factor (dB/m)+ Cable Loss (dB).
3. Measurement (dBuV/m) = Reading(dBuV) + C.F (Correction Factor).
4. The emission levels of other frequencies are very lower than the limit and not show in test report.

EUT	BE3600 Dual-Band Wi-Fi 7 Gaming Router	Date of Test	2025-04-17
Factor	DRH18-E	Temp. / Humidity	21°C /63%
Polarity	Horizontal	Site / Test Engineer	AC2 / Aby
Test Mode	802.11ax-20MHz_TX_CH 8_ANT 0+1	Test Voltage	AC 120V/60Hz

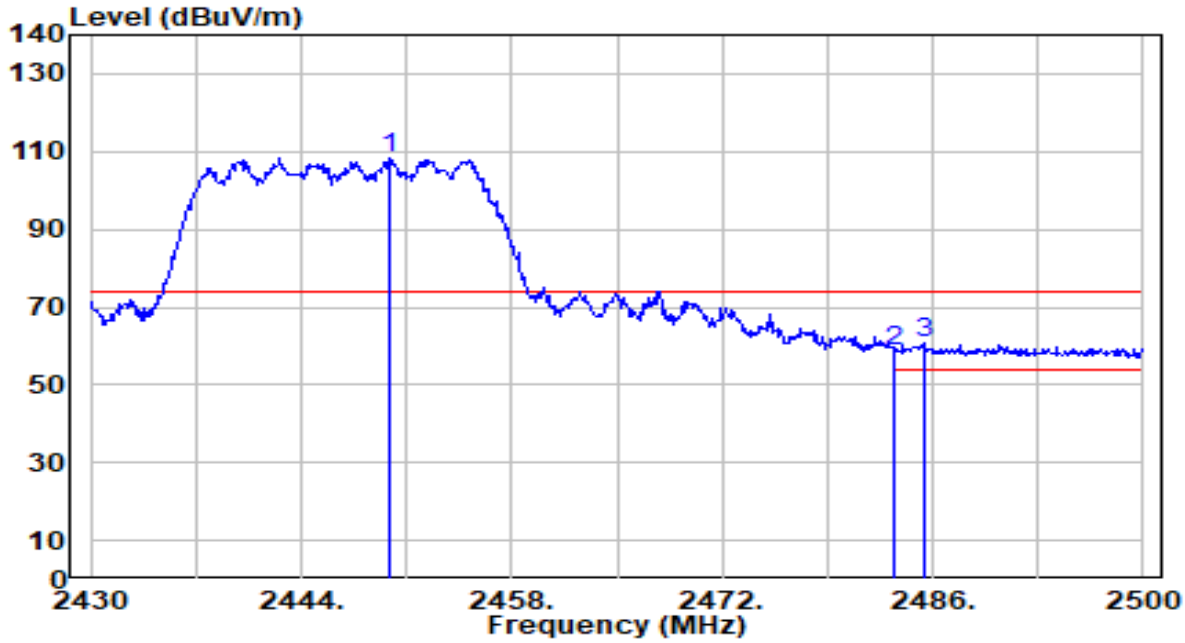

No		Frequency (MHz)	Reading (dBuV)	C.F (dB/m)	Measurement (dBuV/m)	Margin (dB)	Limit (dBuV/m)	Height (cm)	Angle (deg)	Remark (QP/PK/AV)
1		2449.810	76.87	31.61	108.48	N/A	N/A	117	212	Peak
2		2483.500	26.80	31.71	58.51	-15.49	74.00	117	212	Peak
3	*	2485.370	28.92	31.72	60.63	-13.37	74.00	117	212	Peak

Note:

1. " *", means this data is the worst emission level.
2. C.F (Correction Factor) = Antenna Factor (dB/m)+ Cable Loss (dB).
3. Measurement (dBuV/m) = Reading(dBuV) + C.F (Correction Factor).
4. The emission levels of other frequencies are very lower than the limit and not show in test report.

EUT	BE3600 Dual-Band Wi-Fi 7 Gaming Router	Date of Test	2025-04-17
Factor	DRH18-E	Temp. / Humidity	21°C /63%
Polarity	Horizontal	Site / Test Engineer	AC2 / Aby
Test Mode	802.11ax-20MHz_TX_CH 8_ANT 0+1	Test Voltage	AC 120V/60Hz

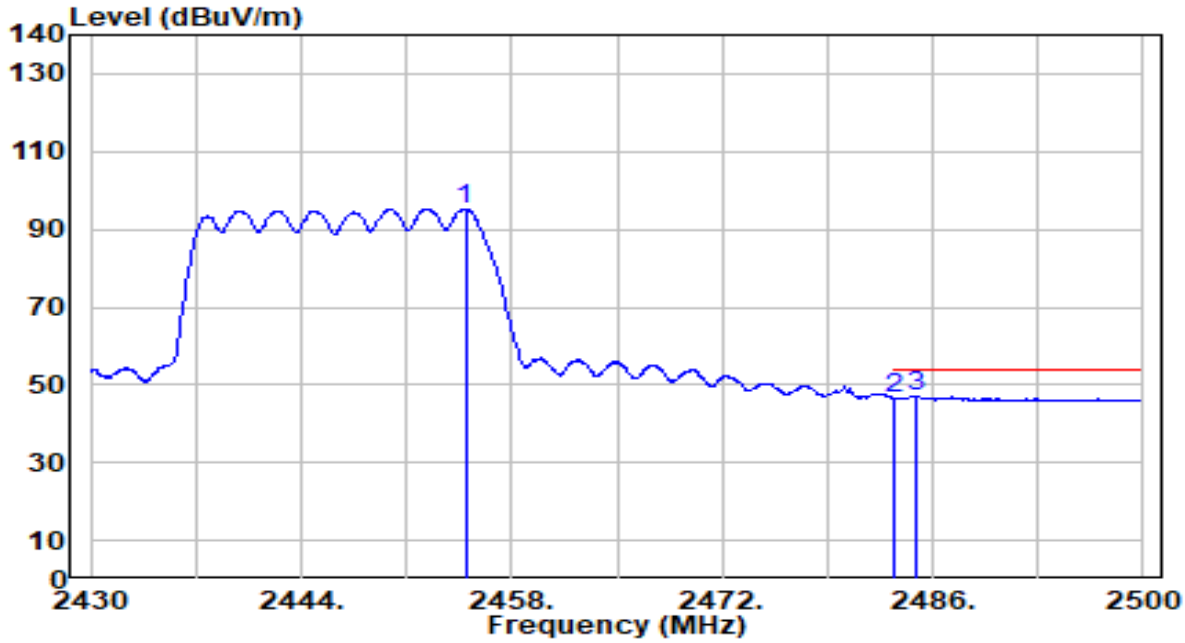

No		Frequency (MHz)	Reading (dBuV)	C.F (dB/m)	Measurement (dBuV/m)	Margin (dB)	Limit (dBuV/m)	Height (cm)	Angle (deg)	Remark (QP/PK/AV)
1		2454.920	63.66	31.62	95.28	N/A	N/A	117	212	Average
2		2483.500	14.86	31.71	46.57	-7.43	54.00	117	212	Average
3	*	2484.950	15.38	31.71	47.10	-6.90	54.00	117	212	Average

Note:

1. " *", means this data is the worst emission level.
2. C.F (Correction Factor) = Antenna Factor (dB/m)+ Cable Loss (dB).
3. Measurement (dBuV/m) = Reading(dBuV) + C.F (Correction Factor).
4. The emission levels of other frequencies are very lower than the limit and not show in test report.

EUT	BE3600 Dual-Band Wi-Fi 7 Gaming Router	Date of Test	2025-04-17
Factor	DRH18-E	Temp. / Humidity	21°C /63%
Polarity	Vertical	Site / Test Engineer	AC2 / Aby
Test Mode	802.11ax-20MHz_TX_CH 8_ANT 0+1	Test Voltage	AC 120V/60Hz

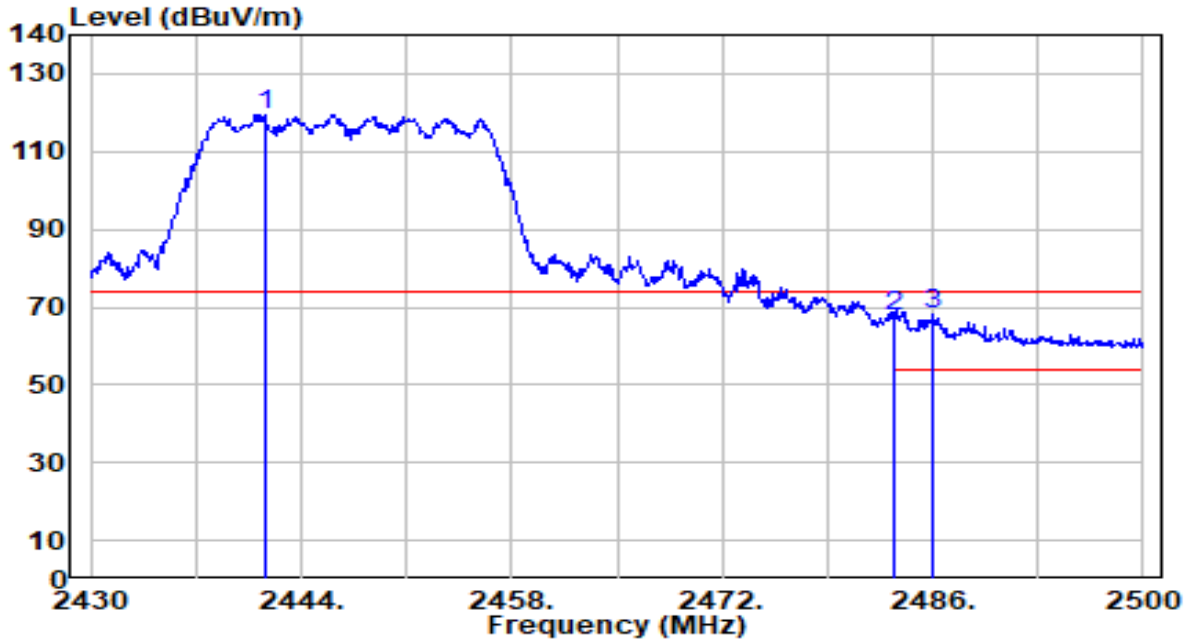

No		Frequency (MHz)	Reading (dBuV)	C.F (dB/m)	Measurement (dBuV/m)	Margin (dB)	Limit (dBuV/m)	Height (cm)	Angle (deg)	Remark (QP/PK/AV)
1		2441.620	87.78	31.58	119.36	N/A	N/A	127	20	Peak
2		2483.500	35.72	31.71	67.43	-6.57	74.00	127	20	Peak
3	*	2486.000	36.40	31.72	68.11	-5.89	74.00	127	20	Peak

Note:

1. " *", means this data is the worst emission level.
2. C.F (Correction Factor) = Antenna Factor (dB/m)+ Cable Loss (dB).
3. Measurement (dBuV/m) = Reading(dBuV) + C.F (Correction Factor).
4. The emission levels of other frequencies are very lower than the limit and not show in test report.

EUT	BE3600 Dual-Band Wi-Fi 7 Gaming Router	Date of Test	2025-04-17
Factor	DRH18-E	Temp. / Humidity	21°C /63%
Polarity	Vertical	Site / Test Engineer	AC2 / Aby
Test Mode	802.11ax-20MHz_TX_CH 8_ANT 0+1	Test Voltage	AC 120V/60Hz

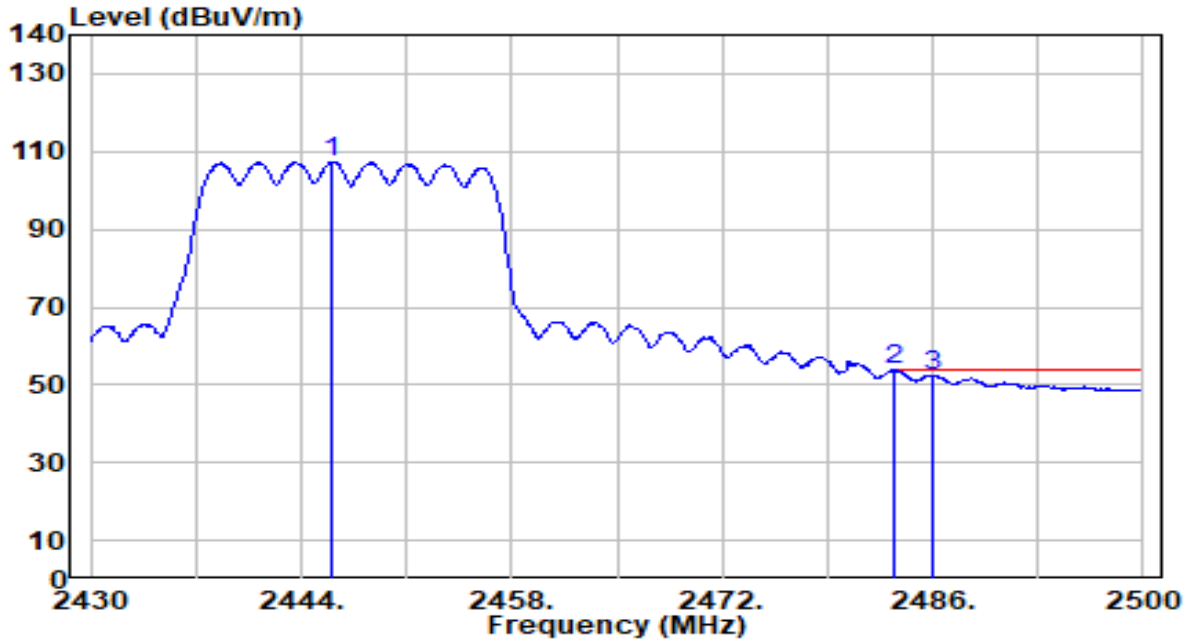

No		Frequency (MHz)	Reading (dBuV)	C.F (dB/m)	Measurement (dBuV/m)	Margin (dB)	Limit (dBuV/m)	Height (cm)	Angle (deg)	Remark (QP/PK/AV)
1		2445.960	75.67	31.60	107.27	N/A	N/A	127	20	Average
2	*	2483.500	22.02	31.71	53.73	-0.27	54.00	127	20	Average
3		2485.930	20.73	31.72	52.45	-1.55	54.00	127	20	Average

Note:

1. " *", means this data is the worst emission level.
2. C.F (Correction Factor) = Antenna Factor (dB/m)+ Cable Loss (dB).
3. Measurement (dBuV/m) = Reading(dBuV) + C.F (Correction Factor).
4. The emission levels of other frequencies are very lower than the limit and not show in test report.

EUT	BE3600 Dual-Band Wi-Fi 7 Gaming Router	Date of Test	2025-04-17
Factor	DRH18-E	Temp. / Humidity	21°C /63%
Polarity	Horizontal	Site / Test Engineer	AC2 / Aby
Test Mode	802.11ax-20MHz_TX_CH 9_ANT 0+1	Test Voltage	AC 120V/60Hz

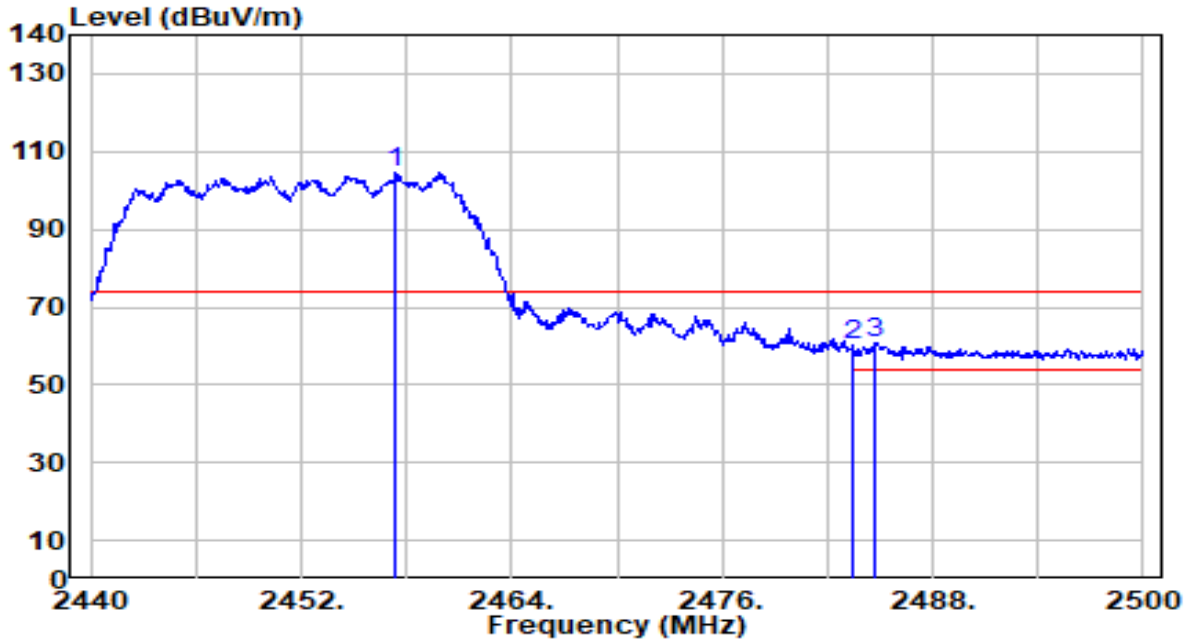

No		Frequency (MHz)	Reading (dBuV)	C.F (dB/m)	Measurement (dBuV/m)	Margin (dB)	Limit (dBuV/m)	Height (cm)	Angle (deg)	Remark (QP/PK/AV)
1		2457.400	72.99	31.63	104.62	N/A	N/A	111	213	Peak
2		2483.500	28.44	31.71	60.15	-13.85	74.00	111	213	Peak
3	*	2484.760	29.10	31.71	60.81	-13.19	74.00	111	213	Peak

Note:

1. " *", means this data is the worst emission level.
2. C.F (Correction Factor) = Antenna Factor (dB/m)+ Cable Loss (dB).
3. Measurement (dBuV/m) = Reading(dBuV) + C.F (Correction Factor).
4. The emission levels of other frequencies are very lower than the limit and not show in test report.

EUT	BE3600 Dual-Band Wi-Fi 7 Gaming Router	Date of Test	2025-04-17
Factor	DRH18-E	Temp. / Humidity	21°C /63%
Polarity	Horizontal	Site / Test Engineer	AC2 / Aby
Test Mode	802.11ax-20MHz_TX_CH 9_ANT 0+1	Test Voltage	AC 120V/60Hz

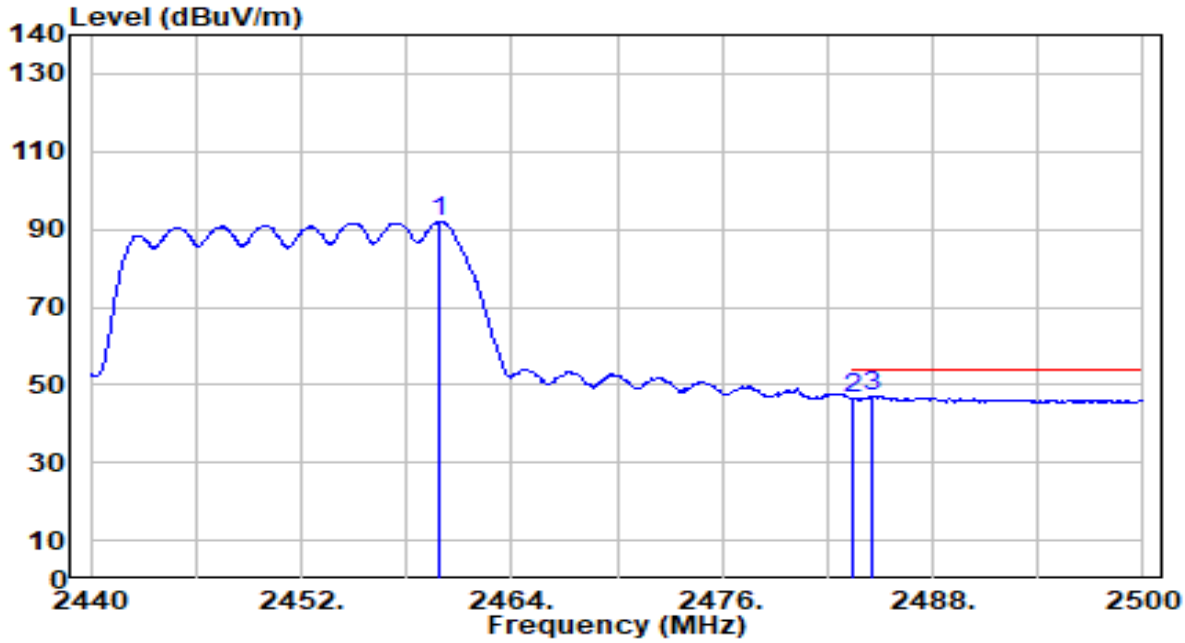

No		Frequency (MHz)	Reading (dBuV)	C.F (dB/m)	Measurement (dBuV/m)	Margin (dB)	Limit (dBuV/m)	Height (cm)	Angle (deg)	Remark (QP/PK/AV)
1		2459.860	60.38	31.64	92.02	N/A	N/A	111	213	Average
2		2483.500	14.62	31.71	46.33	-7.67	54.00	111	213	Average
3	*	2484.580	15.45	31.71	47.16	-6.84	54.00	111	213	Average

Note:

1. " *", means this data is the worst emission level.
2. C.F (Correction Factor) = Antenna Factor (dB/m)+ Cable Loss (dB).
3. Measurement (dBuV/m) = Reading(dBuV) + C.F (Correction Factor).
4. The emission levels of other frequencies are very lower than the limit and not show in test report.

EUT	BE3600 Dual-Band Wi-Fi 7 Gaming Router	Date of Test	2025-04-17
Factor	DRH18-E	Temp. / Humidity	21°C /63%
Polarity	Vertical	Site / Test Engineer	AC2 / Aby
Test Mode	802.11ax-20MHz_TX_CH 9_ANT 0+1	Test Voltage	AC 120V/60Hz

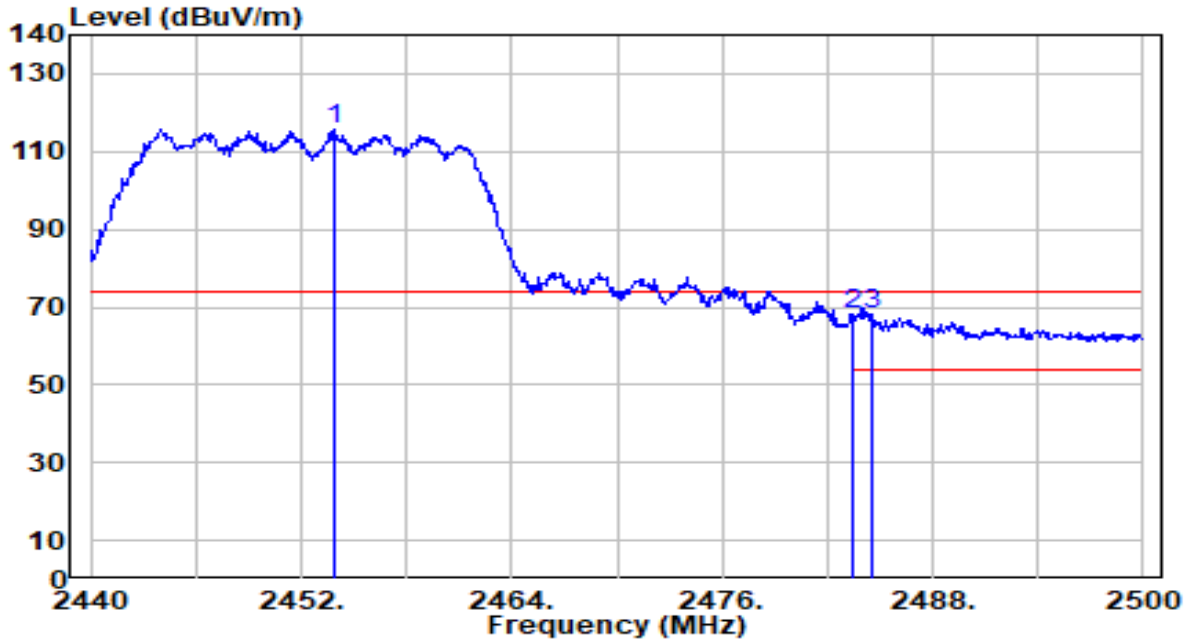

No		Frequency (MHz)	Reading (dBuV)	C.F (dB/m)	Measurement (dBuV/m)	Margin (dB)	Limit (dBuV/m)	Height (cm)	Angle (deg)	Remark (QP/PK/AV)
1		2453.920	84.04	31.62	115.66	N/A	N/A	121	34	Peak
2		2483.500	36.22	31.71	67.93	-6.07	74.00	121	34	Peak
3	*	2484.520	36.26	31.71	67.98	-6.02	74.00	121	34	Peak

Note:

1. " *", means this data is the worst emission level.
2. C.F (Correction Factor) = Antenna Factor (dB/m)+ Cable Loss (dB).
3. Measurement (dBuV/m) = Reading(dBuV) + C.F (Correction Factor).
4. The emission levels of other frequencies are very lower than the limit and not show in test report.

EUT	BE3600 Dual-Band Wi-Fi 7 Gaming Router	Date of Test	2025-04-17
Factor	DRH18-E	Temp. / Humidity	21°C /63%
Polarity	Vertical	Site / Test Engineer	AC2 / Aby
Test Mode	802.11ax-20MHz_TX_CH 9_ANT 0+1	Test Voltage	AC 120V/60Hz

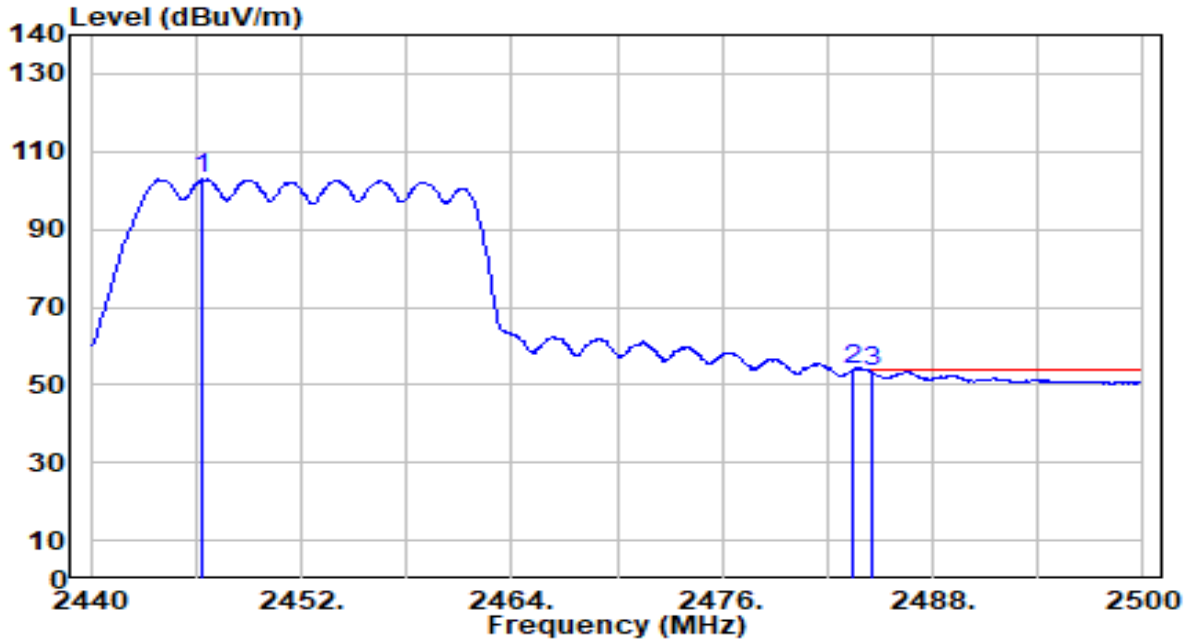

No		Frequency (MHz)	Reading (dBuV)	C.F (dB/m)	Measurement (dBuV/m)	Margin (dB)	Limit (dBuV/m)	Height (cm)	Angle (deg)	Remark (QP/PK/AV)
1		2446.300	71.28	31.60	102.88	N/A	N/A	121	34	Average
2	*	2483.500	22.11	31.71	53.82	-0.18	54.00	121	34	Average
3		2484.520	21.68	31.71	53.39	-0.61	54.00	121	34	Average

Note:

1. " *", means this data is the worst emission level.
2. C.F (Correction Factor) = Antenna Factor (dB/m)+ Cable Loss (dB).
3. Measurement (dBuV/m) = Reading(dBuV) + C.F (Correction Factor).
4. The emission levels of other frequencies are very lower than the limit and not show in test report.

EUT	BE3600 Dual-Band Wi-Fi 7 Gaming Router	Date of Test	2025-04-17
Factor	DRH18-E	Temp. / Humidity	21°C /63%
Polarity	Horizontal	Site / Test Engineer	AC2 / Aby
Test Mode	802.11ax-20MHz_TX_CH 10_ANT 0+1	Test Voltage	AC 120V/60Hz

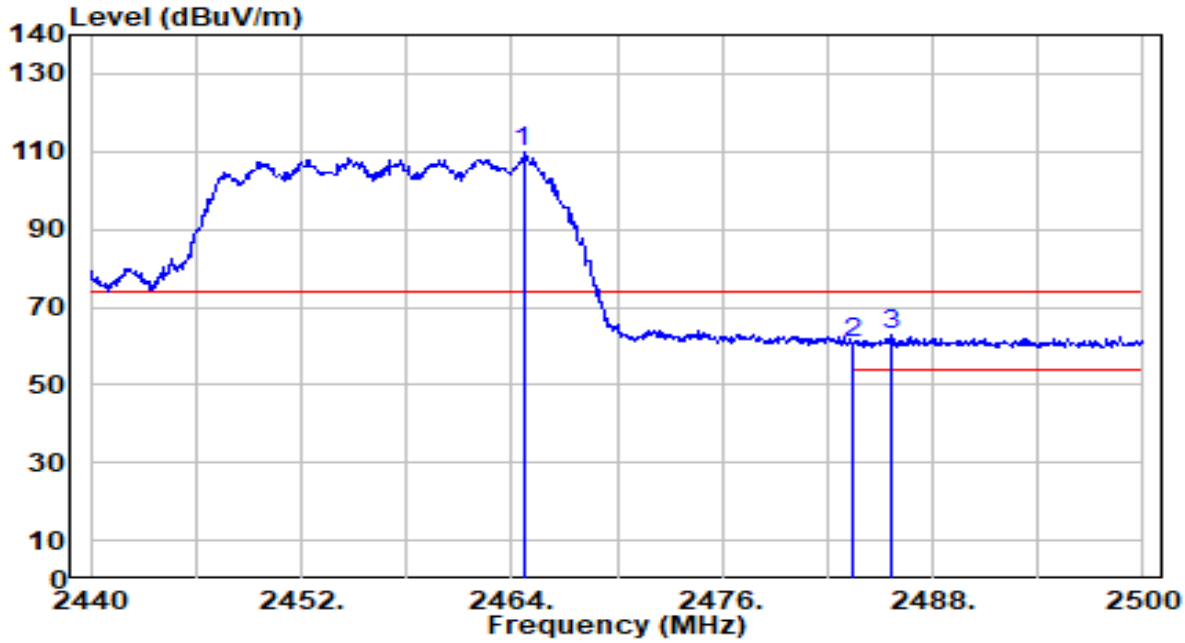

No		Frequency (MHz)	Reading (dBuV)	C.F (dB/m)	Measurement (dBuV/m)	Margin (dB)	Limit (dBuV/m)	Height (cm)	Angle (deg)	Remark (QP/PK/AV)
1		2464.660	78.08	31.65	109.73	N/A	N/A	131	214	Peak
2		2483.500	28.83	31.71	60.54	-13.46	74.00	131	214	Peak
3	*	2485.600	31.12	31.72	62.83	-11.17	74.00	131	214	Peak

Note:

1. " *", means this data is the worst emission level.
2. C.F (Correction Factor) = Antenna Factor (dB/m)+ Cable Loss (dB).
3. Measurement (dBuV/m) = Reading(dBuV) + C.F (Correction Factor).
4. The emission levels of other frequencies are very lower than the limit and not show in test report.

EUT	BE3600 Dual-Band Wi-Fi 7 Gaming Router	Date of Test	2025-04-17
Factor	DRH18-E	Temp. / Humidity	21°C /63%
Polarity	Horizontal	Site / Test Engineer	AC2 / Aby
Test Mode	802.11ax-20MHz_TX_CH 10_ANT 0+1	Test Voltage	AC 120V/60Hz

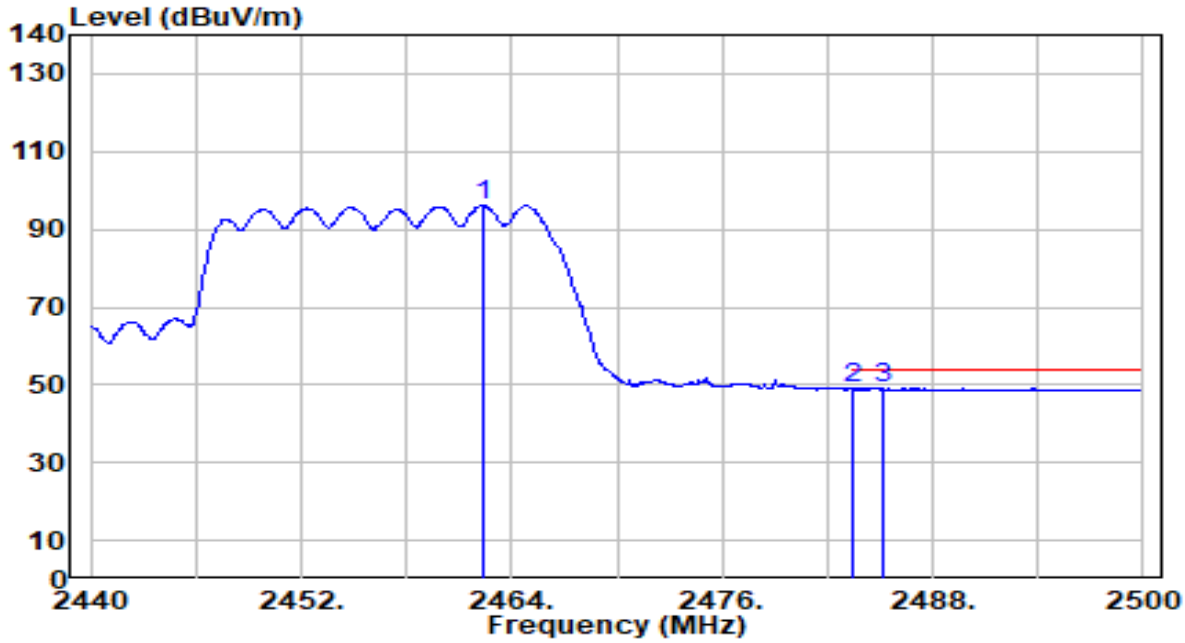

No		Frequency (MHz)	Reading (dBuV)	C.F (dB/m)	Measurement (dBuV/m)	Margin (dB)	Limit (dBuV/m)	Height (cm)	Angle (deg)	Remark (QP/PK/AV)
1		2462.440	64.48	31.65	96.13	N/A	N/A	131	214	Average
2		2483.500	17.25	31.71	48.95	-5.05	54.00	131	214	Average
3	*	2485.180	17.51	31.71	49.23	-4.77	54.00	131	214	Average

Note:

1. " *", means this data is the worst emission level.
2. C.F (Correction Factor) = Antenna Factor (dB/m)+ Cable Loss (dB).
3. Measurement (dBuV/m) = Reading(dBuV) + C.F (Correction Factor).
4. The emission levels of other frequencies are very lower than the limit and not show in test report.

EUT	BE3600 Dual-Band Wi-Fi 7 Gaming Router	Date of Test	2025-04-17
Factor	DRH18-E	Temp. / Humidity	21°C /63%
Polarity	Vertical	Site / Test Engineer	AC2 / Aby
Test Mode	802.11ax-20MHz_TX_CH 10_ANT 0+1	Test Voltage	AC 120V/60Hz

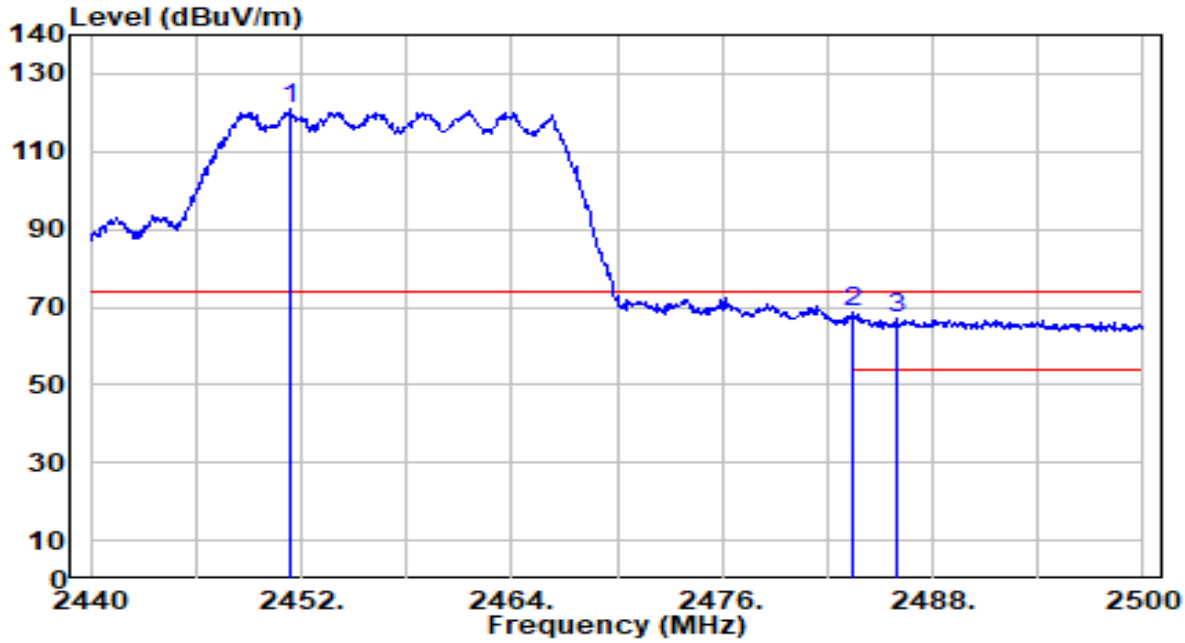

No		Frequency (MHz)	Reading (dBuV)	C.F (dB/m)	Measurement (dBuV/m)	Margin (dB)	Limit (dBuV/m)	Height (cm)	Angle (deg)	Remark (QP/PK/AV)
1		2451.340	89.57	31.61	121.19	N/A	N/A	116	32	Peak
2	*	2483.500	36.91	31.71	68.62	-5.38	74.00	116	32	Peak
3		2485.900	35.58	31.72	67.30	-6.70	74.00	116	32	Peak

Note:

1. " *", means this data is the worst emission level.
2. C.F (Correction Factor) = Antenna Factor (dB/m)+ Cable Loss (dB).
3. Measurement (dBuV/m) = Reading(dBuV) + C.F (Correction Factor).
4. The emission levels of other frequencies are very lower than the limit and not show in test report.

EUT	BE3600 Dual-Band Wi-Fi 7 Gaming Router	Date of Test	2025-04-17
Factor	DRH18-E	Temp. / Humidity	21°C /63%
Polarity	Vertical	Site / Test Engineer	AC2 / Aby
Test Mode	802.11ax-20MHz_TX_CH 10_ANT 0+1	Test Voltage	AC 120V/60Hz

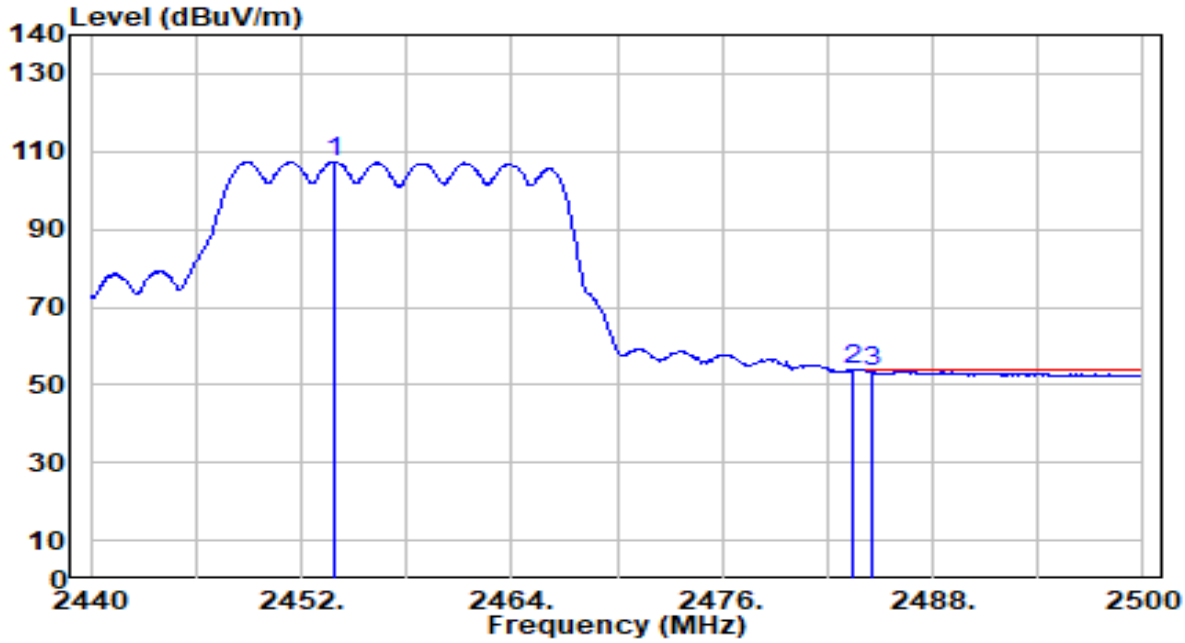

No		Frequency (MHz)	Reading (dBuV)	C.F (dB/m)	Measurement (dBuV/m)	Margin (dB)	Limit (dBuV/m)	Height (cm)	Angle (deg)	Remark (QP/PK/AV)
1		2453.920	75.82	31.62	107.44	N/A	N/A	116	32	Average
2	*	2483.500	22.08	31.71	53.79	-0.21	54.00	116	32	Average
3		2484.520	21.77	31.71	53.49	-0.51	54.00	116	32	Average

Note:

1. " *", means this data is the worst emission level.
2. C.F (Correction Factor) = Antenna Factor (dB/m)+ Cable Loss (dB).
3. Measurement (dBuV/m) = Reading(dBuV) + C.F (Correction Factor).
4. The emission levels of other frequencies are very lower than the limit and not show in test report.

EUT	BE3600 Dual-Band Wi-Fi 7 Gaming Router	Date of Test	2025-04-17
Factor	DRH18-E	Temp. / Humidity	21°C /63%
Polarity	Horizontal	Site / Test Engineer	AC2 / Aby
Test Mode	802.11ax-20MHz_TX_CH 11_ANT 0+1	Test Voltage	AC 120V/60Hz

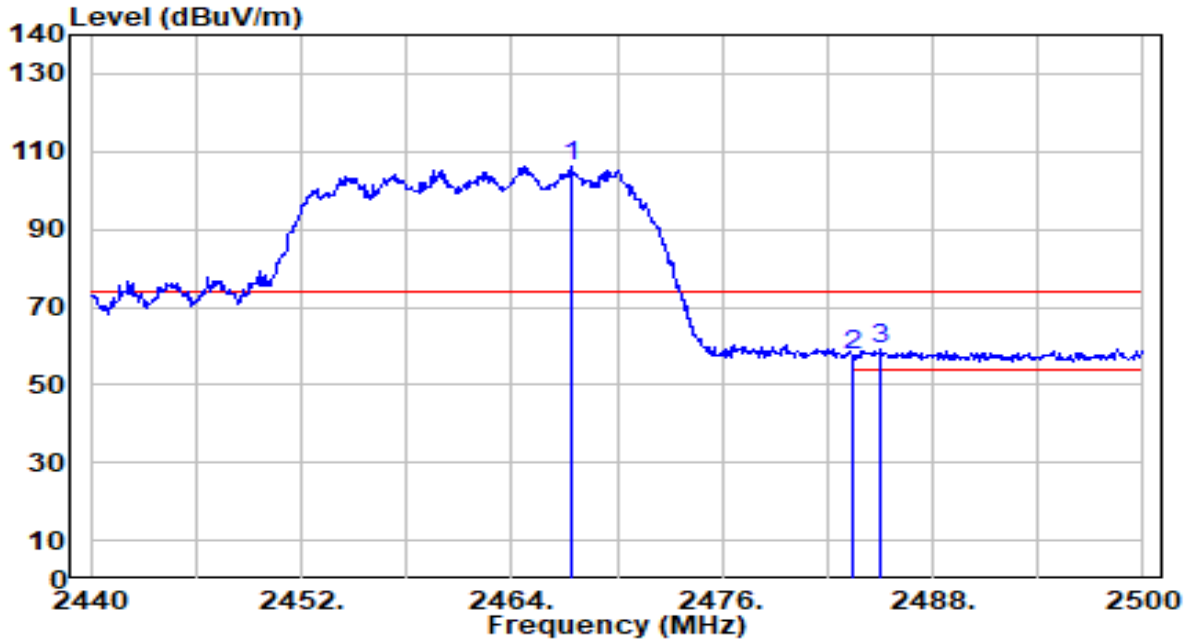

No		Frequency (MHz)	Reading (dBuV)	C.F (dB/m)	Measurement (dBuV/m)	Margin (dB)	Limit (dBuV/m)	Height (cm)	Angle (deg)	Remark (QP/PK/AV)
1		2467.420	74.44	31.66	106.10	N/A	N/A	309	214	Peak
2		2483.500	25.97	31.71	57.68	-16.32	74.00	309	214	Peak
3	*	2485.000	27.46	31.71	59.18	-14.82	74.00	309	214	Peak

Note:

1. " *", means this data is the worst emission level.
2. C.F (Correction Factor) = Antenna Factor (dB/m)+ Cable Loss (dB).
3. Measurement (dBuV/m) = Reading(dBuV) + C.F (Correction Factor).
4. The emission levels of other frequencies are very lower than the limit and not show in test report.

EUT	BE3600 Dual-Band Wi-Fi 7 Gaming Router	Date of Test	2025-04-17
Factor	DRH18-E	Temp. / Humidity	21°C /63%
Polarity	Horizontal	Site / Test Engineer	AC2 / Aby
Test Mode	802.11ax-20MHz_TX_CH 11_ANT 0+1	Test Voltage	AC 120V/60Hz

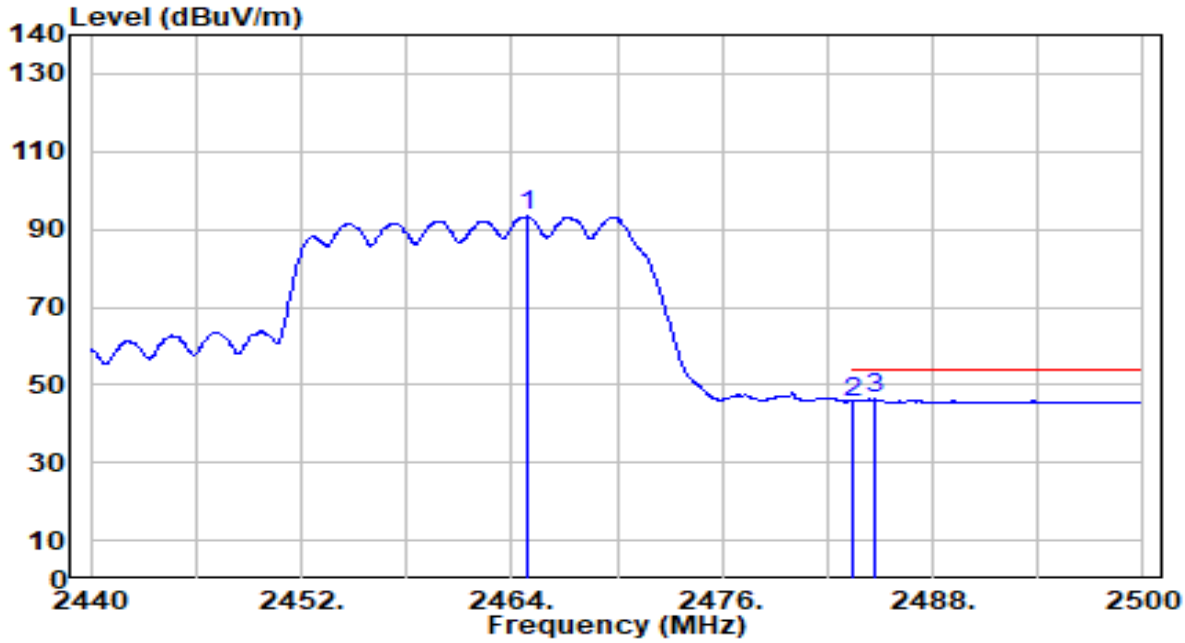

No		Frequency (MHz)	Reading (dBuV)	C.F (dB/m)	Measurement (dBuV/m)	Margin (dB)	Limit (dBuV/m)	Height (cm)	Angle (deg)	Remark (QP/PK/AV)
1		2464.900	61.62	31.65	93.28	N/A	N/A	309	214	Average
2		2483.500	13.97	31.71	45.67	-8.33	54.00	309	214	Average
3	*	2484.640	14.70	31.71	46.41	-7.59	54.00	309	214	Average

Note:

1. " *", means this data is the worst emission level.
2. C.F (Correction Factor) = Antenna Factor (dB/m)+ Cable Loss (dB).
3. Measurement (dBuV/m) = Reading(dBuV) + C.F (Correction Factor).
4. The emission levels of other frequencies are very lower than the limit and not show in test report.

EUT	BE3600 Dual-Band Wi-Fi 7 Gaming Router	Date of Test	2025-04-17
Factor	DRH18-E	Temp. / Humidity	21°C /63%
Polarity	Vertical	Site / Test Engineer	AC2 / Aby
Test Mode	802.11ax-20MHz_TX_CH 11_ANT 0+1	Test Voltage	AC 120V/60Hz

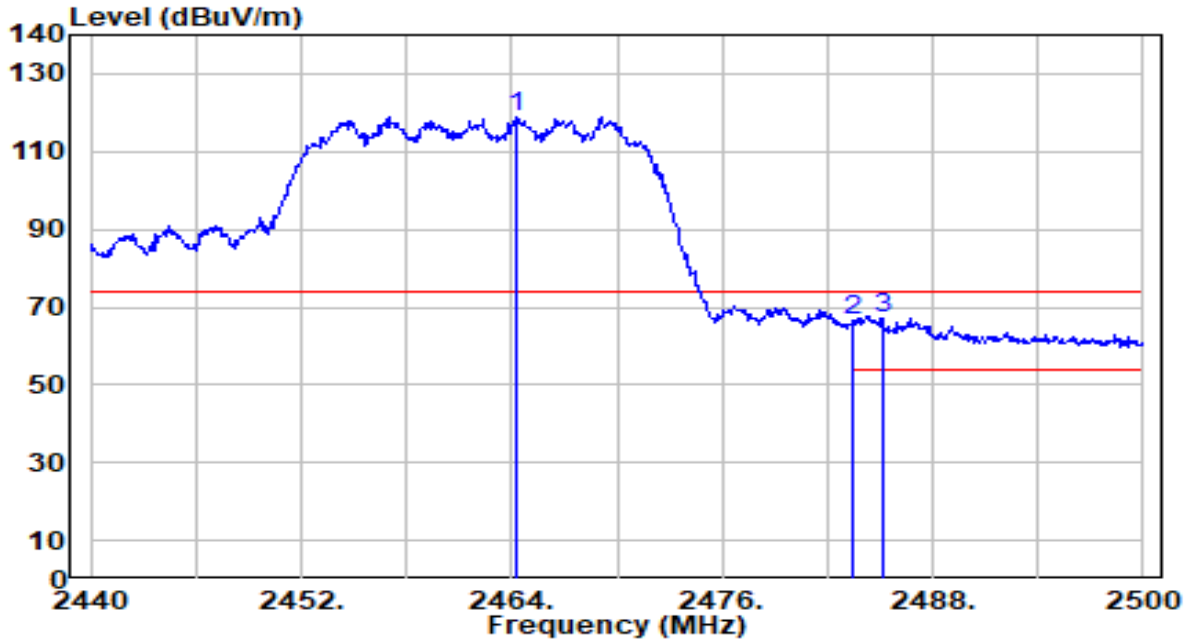

No		Frequency (MHz)	Reading (dBuV)	C.F (dB/m)	Measurement (dBuV/m)	Margin (dB)	Limit (dBuV/m)	Height (cm)	Angle (deg)	Remark (QP/PK/AV)
1		2464.300	87.03	31.65	118.68	N/A	N/A	182	350	Peak
2		2483.500	34.96	31.71	66.67	-7.33	74.00	182	350	Peak
3	*	2485.120	35.44	31.71	67.16	-6.84	74.00	182	350	Peak

Note:

1. " *", means this data is the worst emission level.
2. C.F (Correction Factor) = Antenna Factor (dB/m)+ Cable Loss (dB).
3. Measurement (dBuV/m) = Reading(dBuV) + C.F (Correction Factor).
4. The emission levels of other frequencies are very lower than the limit and not show in test report.

EUT	BE3600 Dual-Band Wi-Fi 7 Gaming Router	Date of Test	2025-04-17
Factor	DRH18-E	Temp. / Humidity	21°C /63%
Polarity	Vertical	Site / Test Engineer	AC2 / Aby
Test Mode	802.11ax-20MHz_TX_CH 11_ANT 0+1	Test Voltage	AC 120V/60Hz

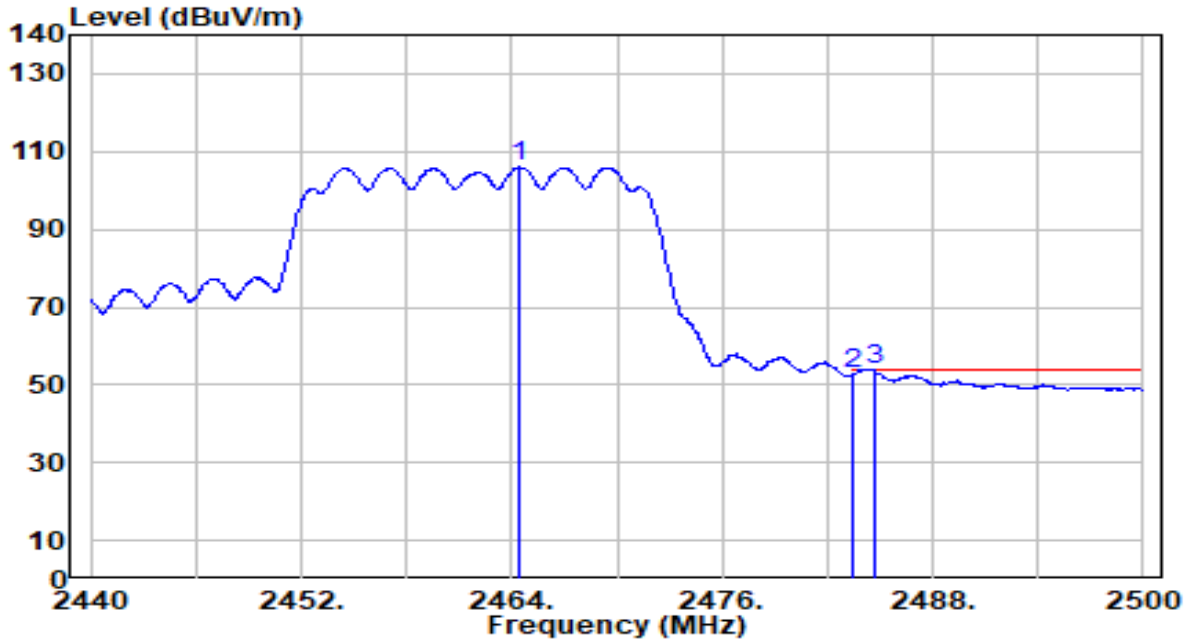

No		Frequency (MHz)	Reading (dBuV)	C.F (dB/m)	Measurement (dBuV/m)	Margin (dB)	Limit (dBuV/m)	Height (cm)	Angle (deg)	Remark (QP/PK/AV)
1		2464.480	74.31	31.65	105.97	N/A	N/A	182	350	Average
2		2483.500	21.04	31.71	52.75	-1.25	54.00	182	350	Average
3	*	2484.700	21.98	31.71	53.70	-0.30	54.00	182	350	Average

Note:

1. " *", means this data is the worst emission level.
2. C.F (Correction Factor) = Antenna Factor (dB/m)+ Cable Loss (dB).
3. Measurement (dBuV/m) = Reading(dBuV) + C.F (Correction Factor).
4. The emission levels of other frequencies are very lower than the limit and not show in test report.

EUT	BE3600 Dual-Band Wi-Fi 7 Gaming Router	Date of Test	2025-04-14
Factor	DRH18-E	Temp. / Humidity	21°C /63%
Polarity	Horizontal	Site / Test Engineer	AC2 / Aby
Test Mode	802.11ax-40MHz_TX_CH 3_ANT 0+1	Test Voltage	AC 120V/60Hz

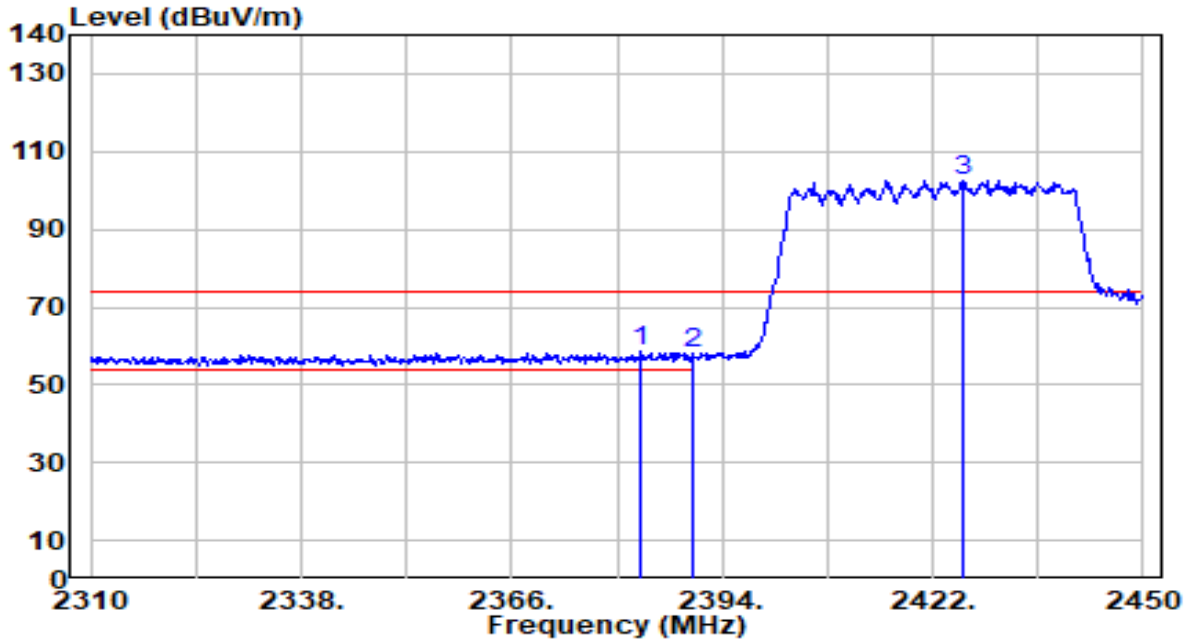

No		Frequency (MHz)	Reading (dBuV)	C.F (dB/m)	Measurement (dBuV/m)	Margin (dB)	Limit (dBuV/m)	Height (cm)	Angle (deg)	Remark (QP/PK/AV)
1	*	2383.220	27.26	31.40	58.67	-15.33	74.00	247	197	Peak
2		2390.000	26.88	31.43	58.30	-15.70	74.00	247	197	Peak
3		2426.060	71.07	31.54	102.61	N/A	N/A	247	197	Peak

Note:

1. " *", means this data is the worst emission level.
2. C.F (Correction Factor) = Antenna Factor (dB/m)+ Cable Loss (dB).
3. Measurement (dBuV/m) = Reading(dBuV) + C.F (Correction Factor).
4. The emission levels of other frequencies are very lower than the limit and not show in test report.

EUT	BE3600 Dual-Band Wi-Fi 7 Gaming Router	Date of Test	2025-04-14
Factor	DRH18-E	Temp. / Humidity	21°C /63%
Polarity	Horizontal	Site / Test Engineer	AC2 / Aby
Test Mode	802.11ax-40MHz_TX_CH 3_ANT 0+1	Test Voltage	AC 120V/60Hz

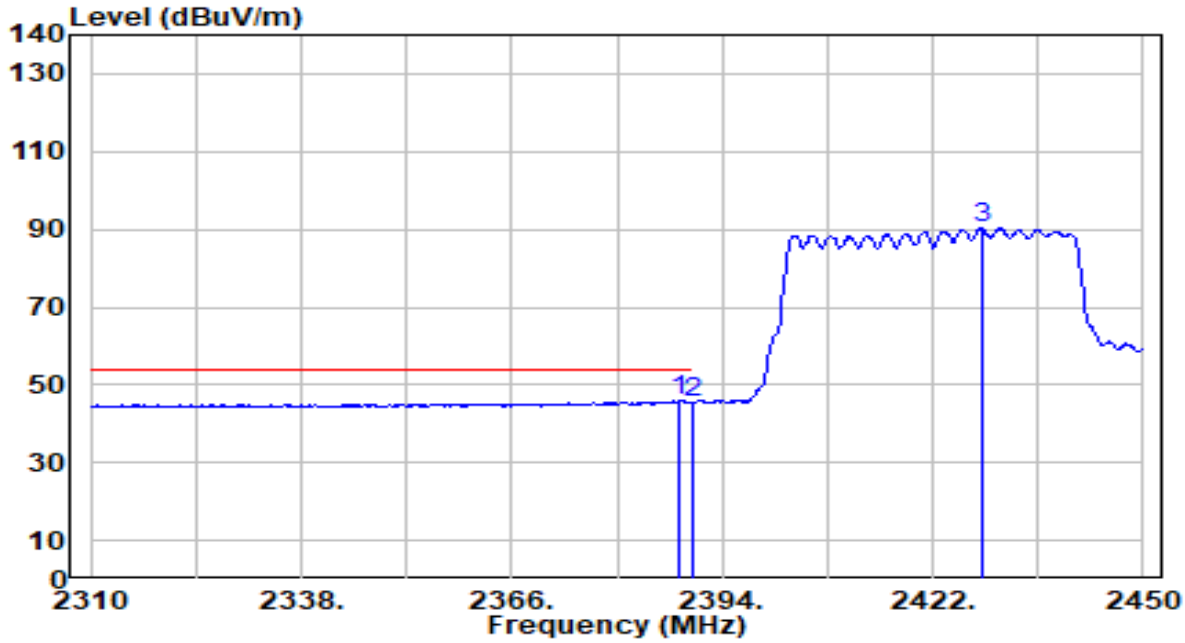

No		Frequency (MHz)	Reading (dBuV)	C.F (dB/m)	Measurement (dBuV/m)	Margin (dB)	Limit (dBuV/m)	Height (cm)	Angle (deg)	Remark (QP/PK/AV)
1	*	2388.260	14.61	31.42	46.03	-7.97	54.00	247	197	Average
2		2390.000	13.88	31.43	45.30	-8.70	54.00	247	197	Average
3		2428.440	58.62	31.54	90.16	N/A	N/A	247	197	Average

Note:

1. " *", means this data is the worst emission level.
2. C.F (Correction Factor) = Antenna Factor (dB/m)+ Cable Loss (dB).
3. Measurement (dBuV/m) = Reading(dBuV) + C.F (Correction Factor).
4. The emission levels of other frequencies are very lower than the limit and not show in test report.

EUT	BE3600 Dual-Band Wi-Fi 7 Gaming Router	Date of Test	2025-04-14
Factor	DRH18-E	Temp. / Humidity	21°C /63%
Polarity	Vertical	Site / Test Engineer	AC2 / Aby
Test Mode	802.11ax-40MHz_TX_CH 3_ANT 0+1	Test Voltage	AC 120V/60Hz

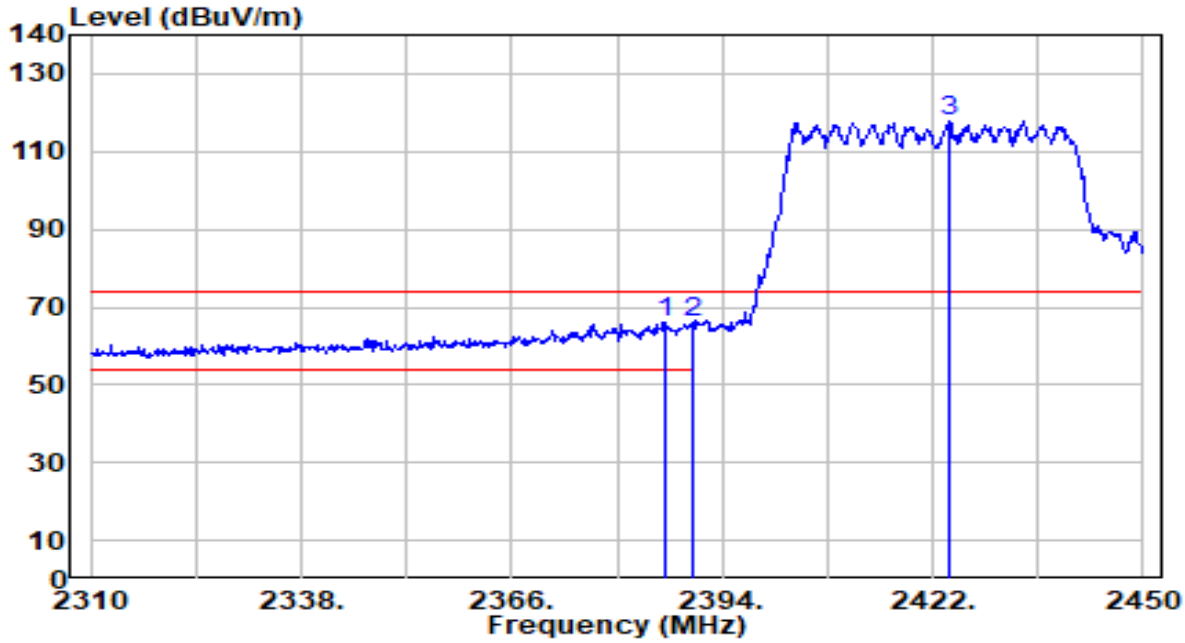

No		Frequency (MHz)	Reading (dBuV)	C.F (dB/m)	Measurement (dBuV/m)	Margin (dB)	Limit (dBuV/m)	Height (cm)	Angle (deg)	Remark (QP/PK/AV)
1		2386.440	34.70	31.41	66.12	-7.88	74.00	118	205	Peak
2	*	2390.000	34.77	31.43	66.20	-7.80	74.00	118	205	Peak
3		2424.240	86.22	31.53	117.75	N/A	N/A	118	205	Peak

Note:

1. " *", means this data is the worst emission level.
2. C.F (Correction Factor) = Antenna Factor (dB/m)+ Cable Loss (dB).
3. Measurement (dBuV/m) = Reading(dBuV) + C.F (Correction Factor).
4. The emission levels of other frequencies are very lower than the limit and not show in test report.

EUT	BE3600 Dual-Band Wi-Fi 7 Gaming Router	Date of Test	2025-04-14
Factor	DRH18-E	Temp. / Humidity	21°C /63%
Polarity	Vertical	Site / Test Engineer	AC2 / Aby
Test Mode	802.11ax-40MHz_TX_CH 3_ANT 0+1	Test Voltage	AC 120V/60Hz

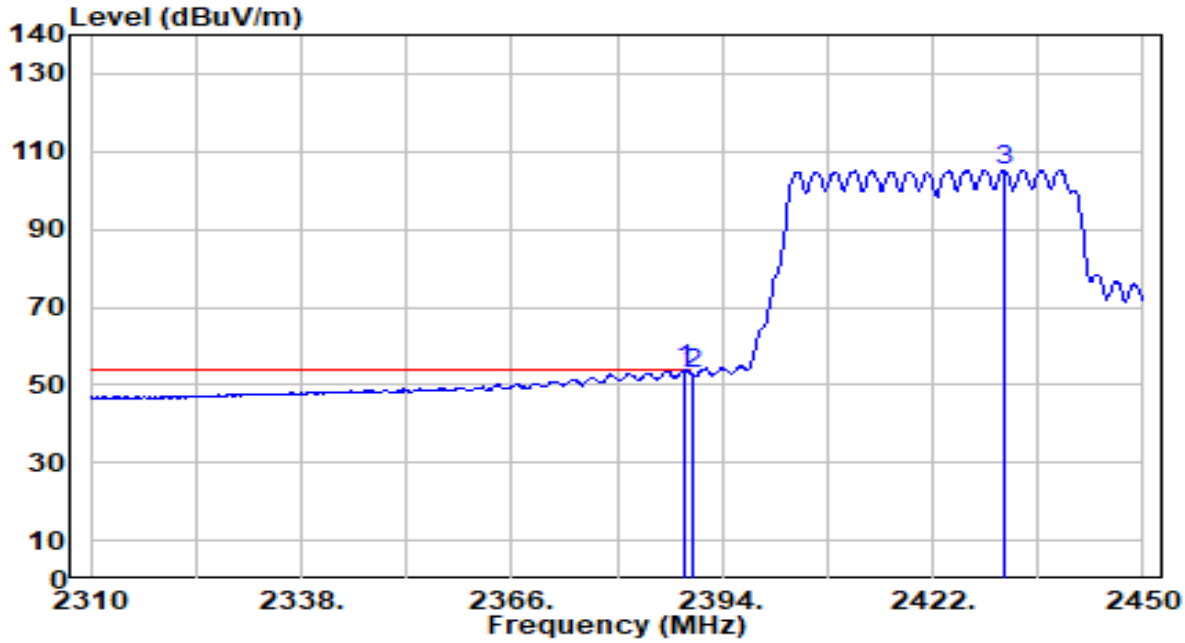

No		Frequency (MHz)	Reading (dBuV)	C.F (dB/m)	Measurement (dBuV/m)	Margin (dB)	Limit (dBuV/m)	Height (cm)	Angle (deg)	Remark (QP/PK/AV)
1	*	2388.960	22.30	31.42	53.72	-0.28	54.00	118	205	Average
2		2390.000	21.15	31.43	52.58	-1.42	54.00	118	205	Average
3		2431.380	73.65	31.55	105.20	N/A	N/A	118	205	Average

Note:

1. " *", means this data is the worst emission level.
2. C.F (Correction Factor) = Antenna Factor (dB/m)+ Cable Loss (dB).
3. Measurement (dBuV/m) = Reading(dBuV) + C.F (Correction Factor).
4. The emission levels of other frequencies are very lower than the limit and not show in test report.

EUT	BE3600 Dual-Band Wi-Fi 7 Gaming Router	Date of Test	2025-04-14
Factor	DRH18-E	Temp. / Humidity	21°C /63%
Polarity	Horizontal	Site / Test Engineer	AC2 / Aby
Test Mode	802.11ax-40MHz_TX_CH 6_ANT 0+1	Test Voltage	AC 120V/60Hz

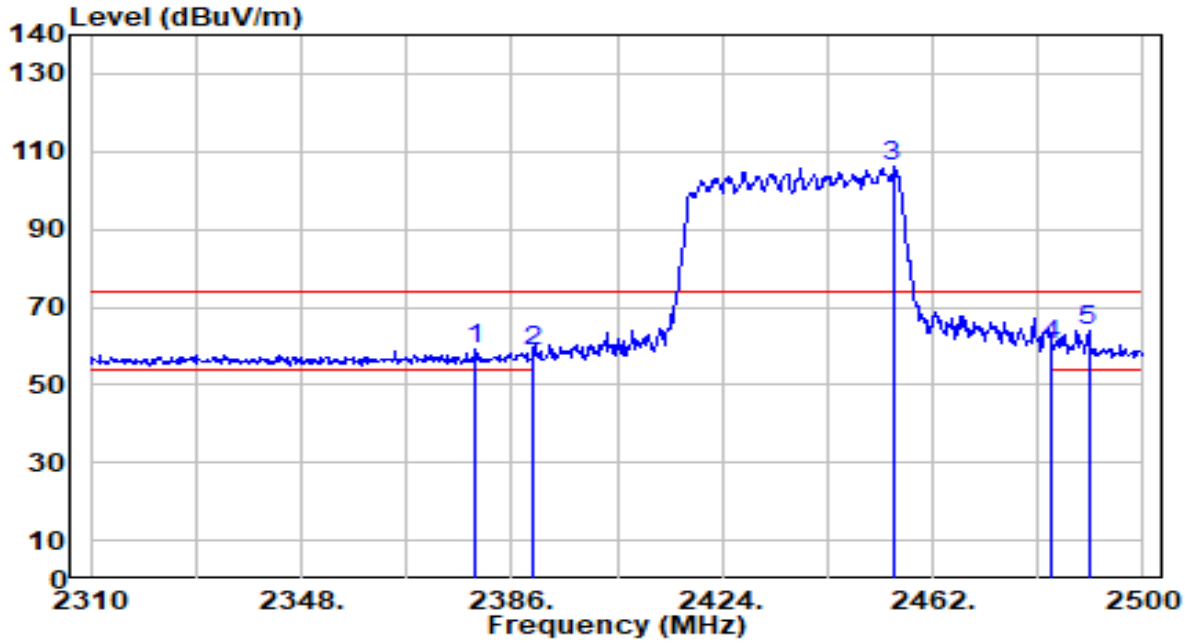

No		Frequency (MHz)	Reading (dBuV)	C.F (dB/m)	Measurement (dBuV/m)	Margin (dB)	Limit (dBuV/m)	Height (cm)	Angle (deg)	Remark (QP/PK/AV)
1		2379.540	27.68	31.39	59.07	-14.93	74.00	126	202	Peak
2		2390.000	27.24	31.43	58.67	-15.33	74.00	126	202	Peak
3		2454.780	74.37	31.62	105.99	N/A	N/A	126	202	Peak
4		2483.500	28.46	31.71	60.17	-13.83	74.00	126	202	Peak
5	*	2490.120	32.28	31.73	64.01	-9.99	74.00	126	202	Peak

Note:

1. " *", means this data is the worst emission level.
2. C.F (Correction Factor) = Antenna Factor (dB/m)+ Cable Loss (dB).
3. Measurement (dBuV/m) = Reading(dBuV) + C.F (Correction Factor).
4. The emission levels of other frequencies are very lower than the limit and not show in test report.

EUT	BE3600 Dual-Band Wi-Fi 7 Gaming Router	Date of Test	2025-04-14
Factor	DRH18-E	Temp. / Humidity	21°C /63%
Polarity	Horizontal	Site / Test Engineer	AC2 / Aby
Test Mode	802.11ax-40MHz_TX_CH 6_ANT 0+1	Test Voltage	AC 120V/60Hz

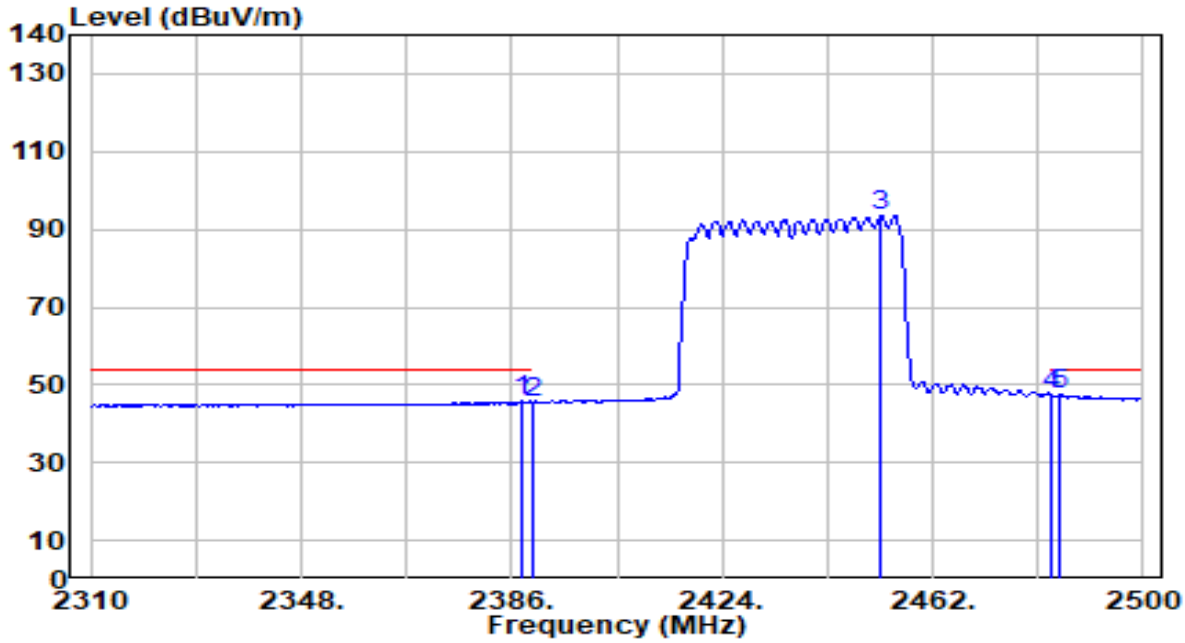

No		Frequency (MHz)	Reading (dBuV)	C.F (dB/m)	Measurement (dBuV/m)	Margin (dB)	Limit (dBuV/m)	Height (cm)	Angle (deg)	Remark (QP/PK/AV)
1		2387.900	14.70	31.42	46.11	-7.89	54.00	126	202	Average
2		2390.000	14.12	31.43	45.54	-8.46	54.00	126	202	Average
3		2452.690	61.85	31.62	93.47	N/A	N/A	126	202	Average
4		2483.500	15.68	31.71	47.39	-6.61	54.00	126	202	Average
5	*	2484.800	15.84	31.71	47.56	-6.44	54.00	126	202	Average

Note:

1. " *", means this data is the worst emission level.
2. C.F (Correction Factor) = Antenna Factor (dB/m)+ Cable Loss (dB).
3. Measurement (dBuV/m) = Reading(dBuV) + C.F (Correction Factor).
4. The emission levels of other frequencies are very lower than the limit and not show in test report.

EUT	BE3600 Dual-Band Wi-Fi 7 Gaming Router	Date of Test	2025-04-14
Factor	DRH18-E	Temp. / Humidity	21°C /63%
Polarity	Vertical	Site / Test Engineer	AC2 / Aby
Test Mode	802.11ax-40MHz_TX_CH 6_ANT 0+1	Test Voltage	AC 120V/60Hz

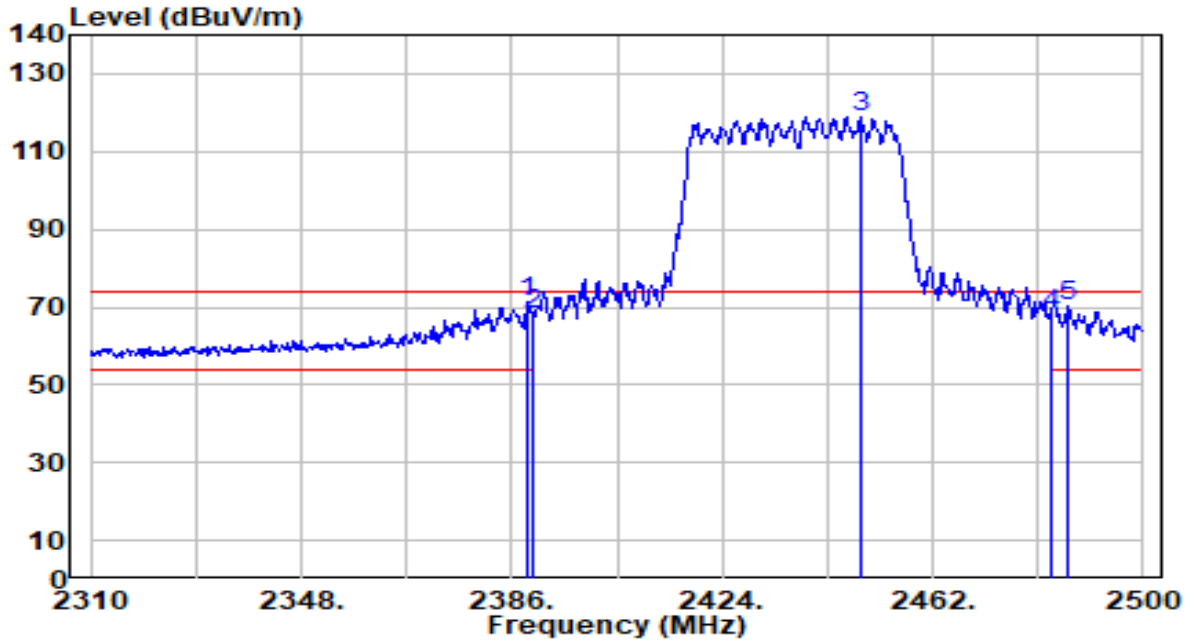

No		Frequency (MHz)	Reading (dBuV)	C.F (dB/m)	Measurement (dBuV/m)	Margin (dB)	Limit (dBuV/m)	Height (cm)	Angle (deg)	Remark (QP/PK/AV)
1	*	2389.040	39.64	31.42	71.07	-2.93	74.00	112	203	Peak
2		2390.000	36.94	31.43	68.37	-5.63	74.00	112	203	Peak
3		2449.080	87.52	31.61	119.13	N/A	N/A	112	203	Peak
4		2483.500	36.66	31.71	68.37	-5.63	74.00	112	203	Peak
5		2486.510	38.51	31.72	70.23	-3.77	74.00	112	203	Peak

Note:

1. " *", means this data is the worst emission level.
2. C.F (Correction Factor) = Antenna Factor (dB/m)+ Cable Loss (dB).
3. Measurement (dBuV/m) = Reading(dBuV) + C.F (Correction Factor).
4. The emission levels of other frequencies are very lower than the limit and not show in test report.

EUT	BE3600 Dual-Band Wi-Fi 7 Gaming Router	Date of Test	2025-04-14
Factor	DRH18-E	Temp. / Humidity	21°C /63%
Polarity	Vertical	Site / Test Engineer	AC2 / Aby
Test Mode	802.11ax-40MHz_TX_CH 6_ANT 0+1	Test Voltage	AC 120V/60Hz

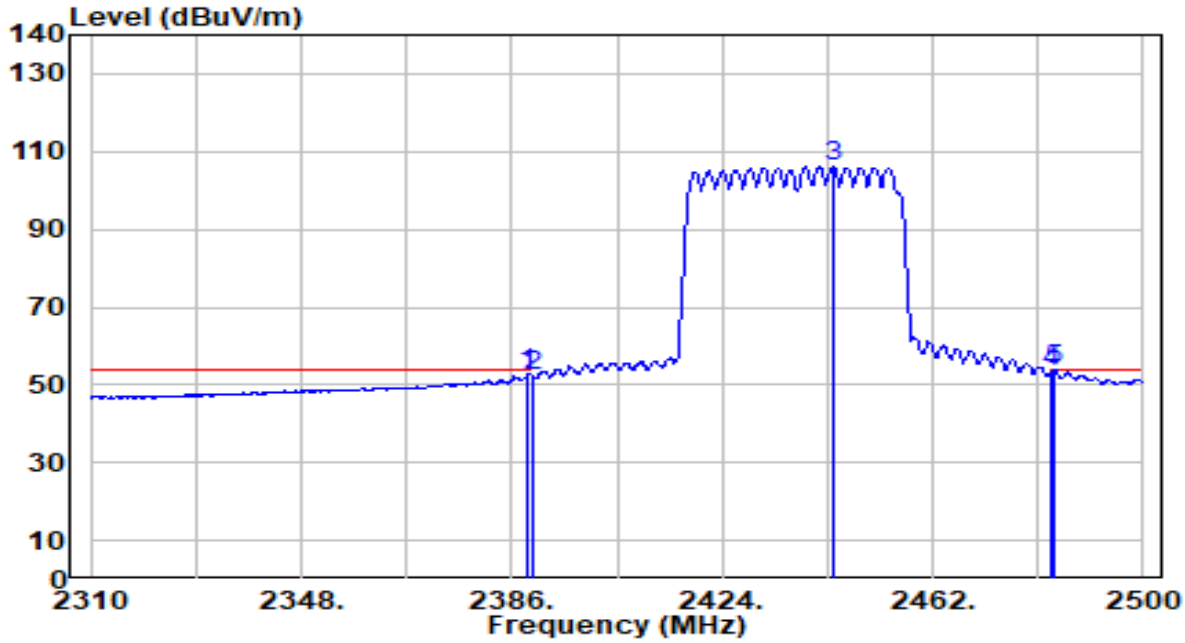

No		Frequency (MHz)	Reading (dBuV)	C.F (dB/m)	Measurement (dBuV/m)	Margin (dB)	Limit (dBuV/m)	Height (cm)	Angle (deg)	Remark (QP/PK/AV)
1		2388.850	21.27	31.42	52.69	-1.31	54.00	112	203	Average
2		2390.000	20.81	31.43	52.24	-1.76	54.00	112	203	Average
3		2443.950	74.37	31.59	105.96	N/A	N/A	112	203	Average
4		2483.500	21.76	31.71	53.47	-0.53	54.00	112	203	Average
5	*	2484.040	22.06	31.71	53.77	-0.23	54.00	112	203	Average

Note:

1. " *", means this data is the worst emission level.
2. C.F (Correction Factor) = Antenna Factor (dB/m)+ Cable Loss (dB).
3. Measurement (dBuV/m) = Reading(dBuV) + C.F (Correction Factor).
4. The emission levels of other frequencies are very lower than the limit and not show in test report.

EUT	BE3600 Dual-Band Wi-Fi 7 Gaming Router	Date of Test	2025-04-14
Factor	DRH18-E	Temp. / Humidity	21°C /63%
Polarity	Horizontal	Site / Test Engineer	AC2 / Aby
Test Mode	802.11ax-40MHz_TX_CH 9_ANT 0+1	Test Voltage	AC 120V/60Hz

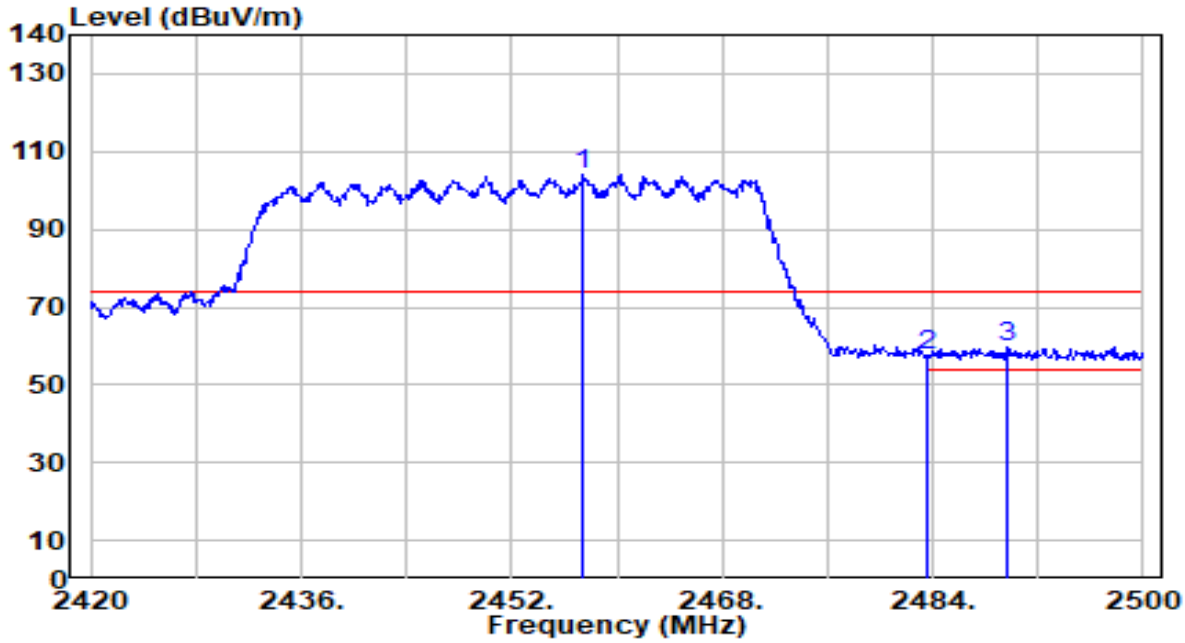

No		Frequency (MHz)	Reading (dBuV)	C.F (dB/m)	Measurement (dBuV/m)	Margin (dB)	Limit (dBuV/m)	Height (cm)	Angle (deg)	Remark (QP/PK/AV)
1		2457.440	72.32	31.63	103.95	N/A	N/A	129	205	Peak
2		2483.500	26.02	31.71	57.73	-16.27	74.00	129	205	Peak
3	*	2489.600	28.17	31.73	59.90	-14.10	74.00	129	205	Peak

Note:

1. " *", means this data is the worst emission level.
2. C.F (Correction Factor) = Antenna Factor (dB/m)+ Cable Loss (dB).
3. Measurement (dBuV/m) = Reading(dBuV) + C.F (Correction Factor).
4. The emission levels of other frequencies are very lower than the limit and not show in test report.

EUT	BE3600 Dual-Band Wi-Fi 7 Gaming Router	Date of Test	2025-04-14
Factor	DRH18-E	Temp. / Humidity	21°C /63%
Polarity	Horizontal	Site / Test Engineer	AC2 / Aby
Test Mode	802.11ax-40MHz_TX_CH 9_ANT 0+1	Test Voltage	AC 120V/60Hz

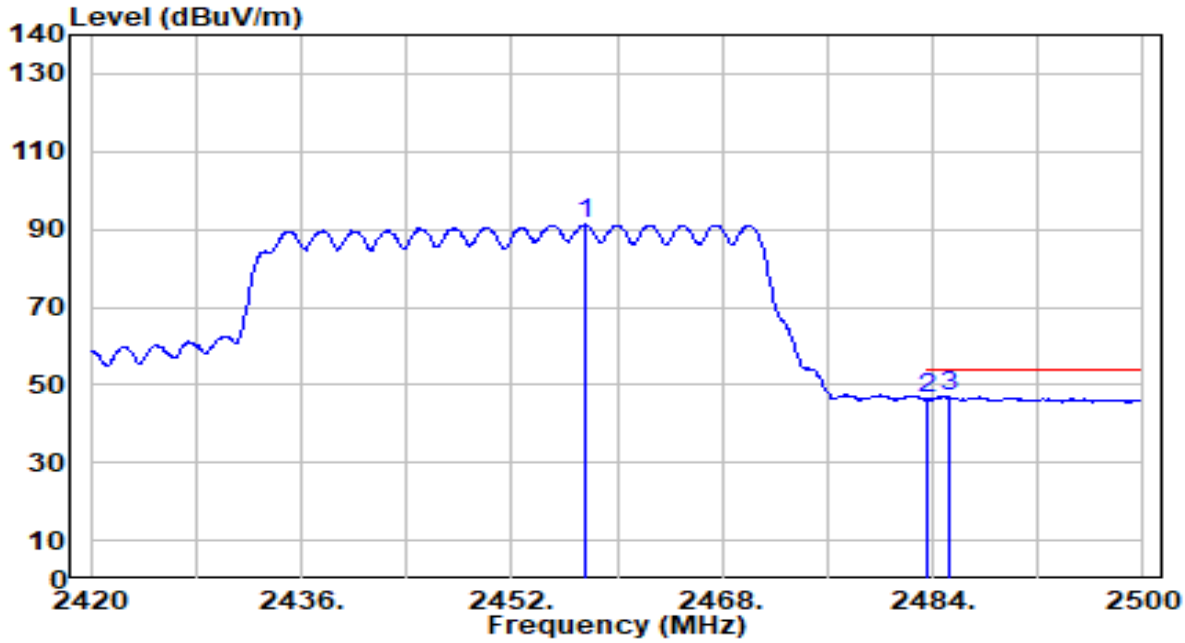

No		Frequency (MHz)	Reading (dBuV)	C.F (dB/m)	Measurement (dBuV/m)	Margin (dB)	Limit (dBuV/m)	Height (cm)	Angle (deg)	Remark (QP/PK/AV)
1		2457.600	59.61	31.63	91.24	N/A	N/A	129	205	Average
2		2483.500	14.60	31.71	46.31	-7.69	54.00	129	205	Average
3	*	2485.200	15.27	31.72	46.99	-7.01	54.00	129	205	Average

Note:

1. " *", means this data is the worst emission level.
2. C.F (Correction Factor) = Antenna Factor (dB/m)+ Cable Loss (dB).
3. Measurement (dBuV/m) = Reading(dBuV) + C.F (Correction Factor).
4. The emission levels of other frequencies are very lower than the limit and not show in test report.

EUT	BE3600 Dual-Band Wi-Fi 7 Gaming Router	Date of Test	2025-04-14
Factor	DRH18-E	Temp. / Humidity	21°C /63%
Polarity	Vertical	Site / Test Engineer	AC2 / Aby
Test Mode	802.11ax-40MHz_TX_CH 9_ANT 0+1	Test Voltage	AC 120V/60Hz

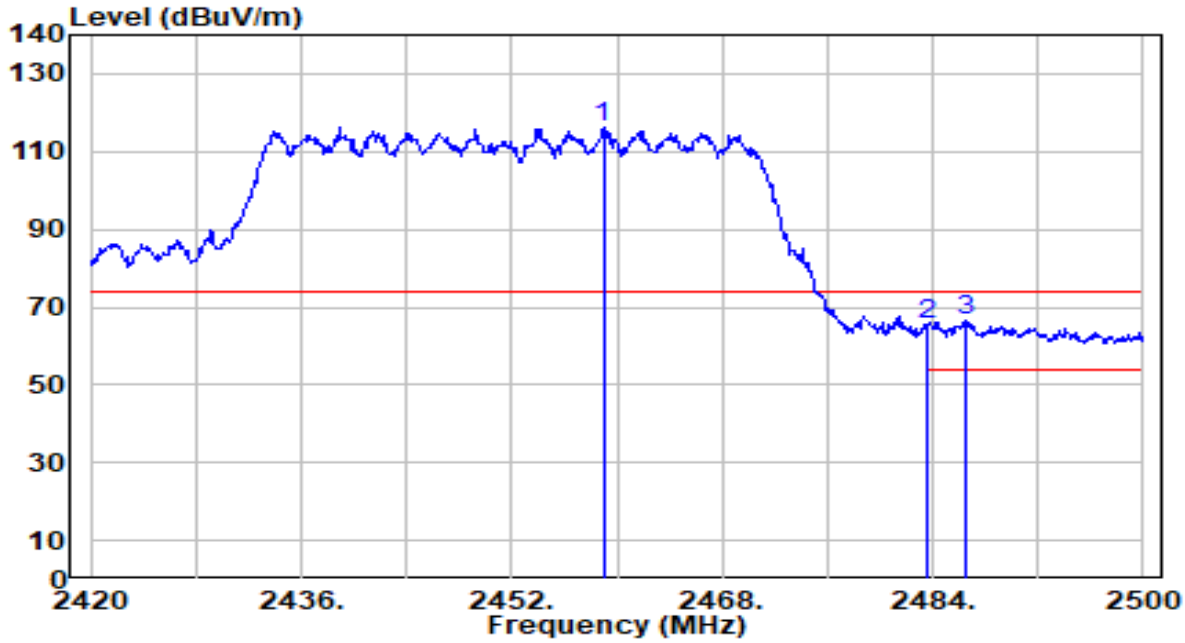

No		Frequency (MHz)	Reading (dBuV)	C.F (dB/m)	Measurement (dBuV/m)	Margin (dB)	Limit (dBuV/m)	Height (cm)	Angle (deg)	Remark (QP/PK/AV)
1		2458.960	84.53	31.64	116.16	N/A	N/A	156	35	Peak
2		2483.500	34.04	31.71	65.75	-8.25	74.00	156	35	Peak
3	*	2486.560	34.85	31.72	66.57	-7.43	74.00	156	35	Peak

Note:

1. " *", means this data is the worst emission level.
2. C.F (Correction Factor) = Antenna Factor (dB/m)+ Cable Loss (dB).
3. Measurement (dBuV/m) = Reading(dBuV) + C.F (Correction Factor).
4. The emission levels of other frequencies are very lower than the limit and not show in test report.

EUT	BE3600 Dual-Band Wi-Fi 7 Gaming Router	Date of Test	2025-04-14
Factor	DRH18-E	Temp. / Humidity	21°C /63%
Polarity	Vertical	Site / Test Engineer	AC2 / Aby
Test Mode	802.11ax-40MHz_TX_CH 9_ANT 0+1	Test Voltage	AC 120V/60Hz

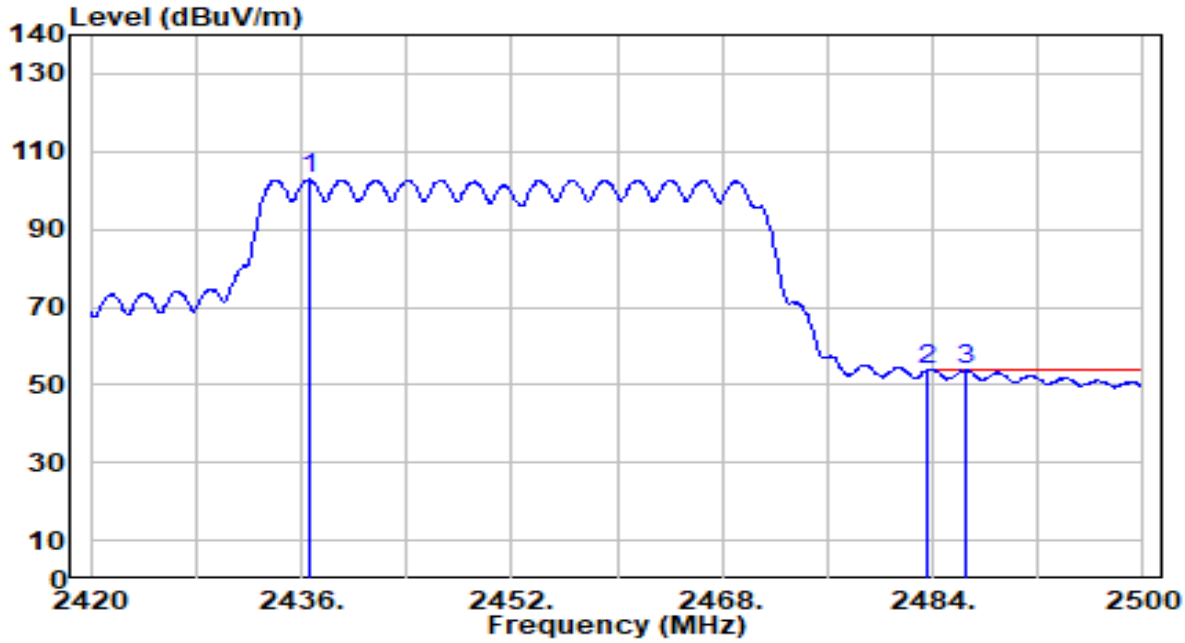

No		Frequency (MHz)	Reading (dBuV)	C.F (dB/m)	Measurement (dBuV/m)	Margin (dB)	Limit (dBuV/m)	Height (cm)	Angle (deg)	Remark (QP/PK/AV)
1		2436.720	71.26	31.57	102.83	N/A	N/A	156	35	Average
2	*	2483.500	22.16	31.71	53.87	-0.13	54.00	156	35	Average
3		2486.480	22.07	31.72	53.78	-0.22	54.00	156	35	Average

Note:

1. " *", means this data is the worst emission level.
2. C.F (Correction Factor) = Antenna Factor (dB/m)+ Cable Loss (dB).
3. Measurement (dBuV/m) = Reading(dBuV) + C.F (Correction Factor).
4. The emission levels of other frequencies are very lower than the limit and not show in test report.

EUT	BE3600 Dual-Band Wi-Fi 7 Gaming Router	Date of Test	2025-04-17
Factor	DRH18-E	Temp. / Humidity	21°C /63%
Polarity	Horizontal	Site / Test Engineer	AC2 / Aby
Test Mode	802.11be-20MHz_TX_CH 1_ANT 0+1	Test Voltage	AC 120V/60Hz

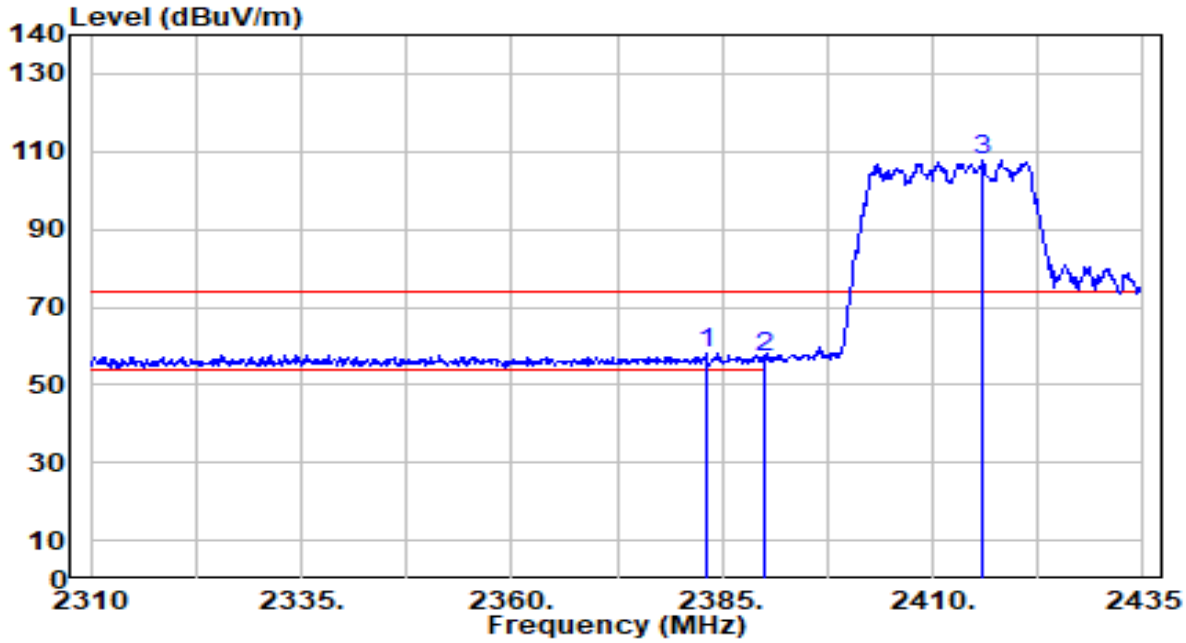

No		Frequency (MHz)	Reading (dBuV)	C.F (dB/m)	Measurement (dBuV/m)	Margin (dB)	Limit (dBuV/m)	Height (cm)	Angle (deg)	Remark (QP/PK/AV)
1	*	2383.000	26.60	31.40	58.01	-15.99	74.00	100	196	Peak
2		2390.000	25.57	31.43	56.99	-17.01	74.00	100	196	Peak
3		2416.000	76.11	31.50	107.61	N/A	N/A	100	196	Peak

Note:

1. " *", means this data is the worst emission level.
2. C.F (Correction Factor) = Antenna Factor (dB/m)+ Cable Loss (dB).
3. Measurement (dBuV/m) = Reading(dBuV) + C.F (Correction Factor).
4. The emission levels of other frequencies are very lower than the limit and not show in test report.

EUT	BE3600 Dual-Band Wi-Fi 7 Gaming Router	Date of Test	2025-04-17
Factor	DRH18-E	Temp. / Humidity	21°C /63%
Polarity	Horizontal	Site / Test Engineer	AC2 / Aby
Test Mode	802.11be-20MHz_TX_CH 1_ANT 0+1	Test Voltage	AC 120V/60Hz

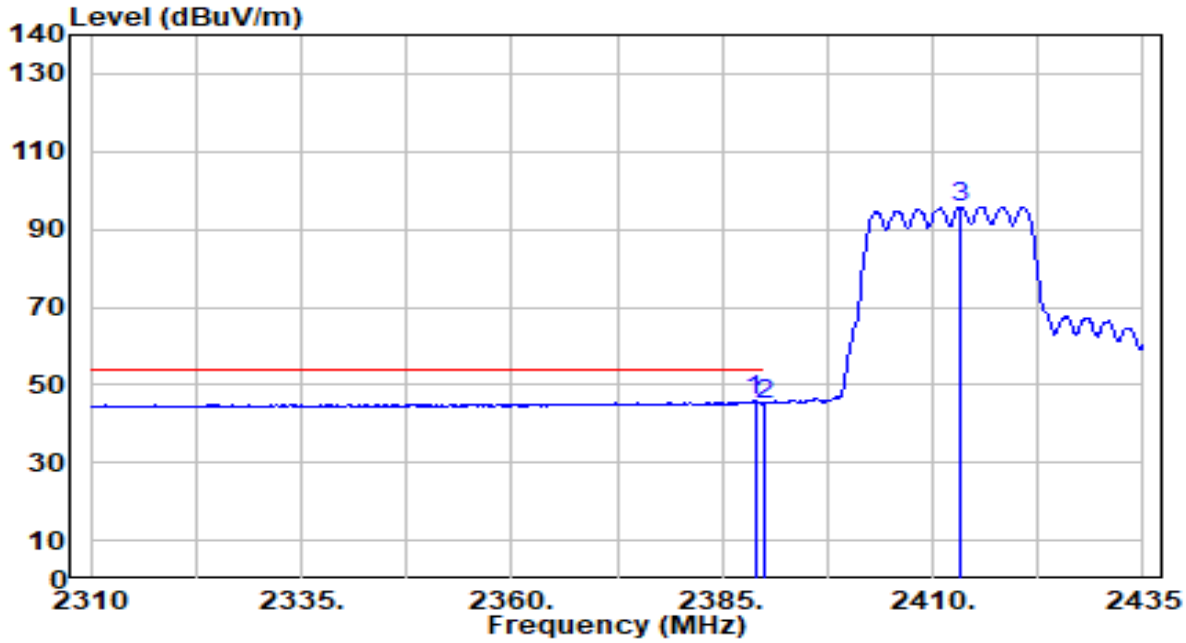

No		Frequency (MHz)	Reading (dBuV)	C.F (dB/m)	Measurement (dBuV/m)	Margin (dB)	Limit (dBuV/m)	Height (cm)	Angle (deg)	Remark (QP/PK/AV)
1	*	2388.875	14.36	31.42	45.78	-8.22	54.00	100	196	Average
2		2390.000	13.62	31.43	45.05	-8.95	54.00	100	196	Average
3		2413.250	64.26	31.50	95.76	N/A	N/A	100	196	Average

Note:

1. " *", means this data is the worst emission level.
2. C.F (Correction Factor) = Antenna Factor (dB/m)+ Cable Loss (dB).
3. Measurement (dBuV/m) = Reading(dBuV) + C.F (Correction Factor).
4. The emission levels of other frequencies are very lower than the limit and not show in test report.

EUT	BE3600 Dual-Band Wi-Fi 7 Gaming Router	Date of Test	2025-04-17
Factor	DRH18-E	Temp. / Humidity	21°C /63%
Polarity	Vertical	Site / Test Engineer	AC2 / Aby
Test Mode	802.11be-20MHz_TX_CH 1_ANT 0+1	Test Voltage	AC 120V/60Hz

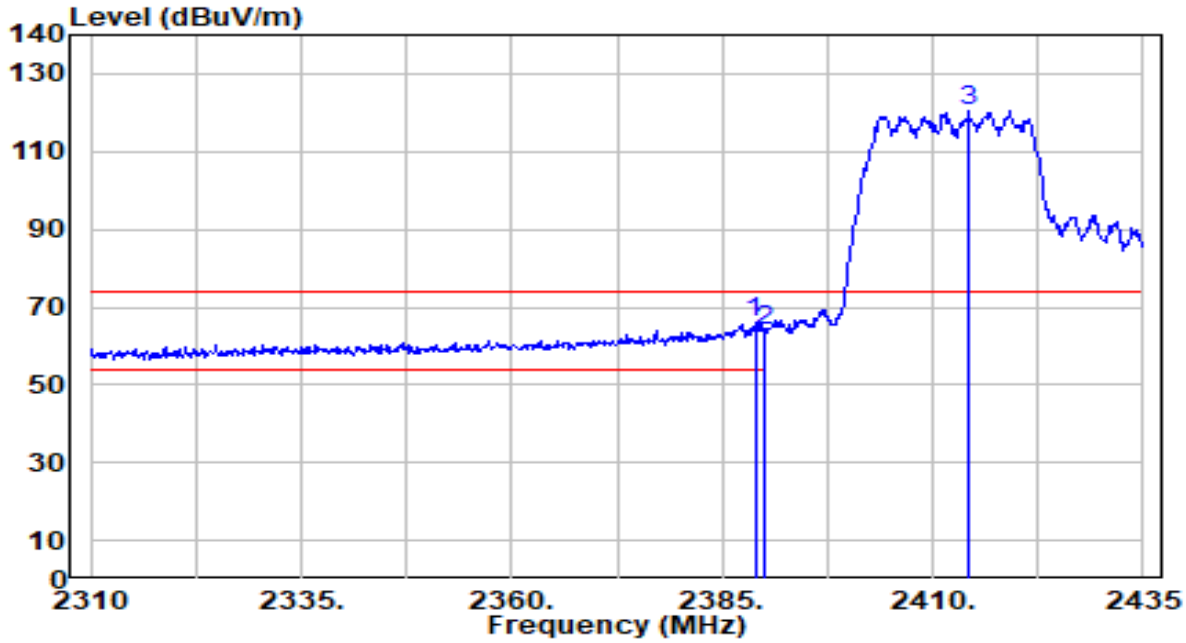

No		Frequency (MHz)	Reading (dBuV)	C.F (dB/m)	Measurement (dBuV/m)	Margin (dB)	Limit (dBuV/m)	Height (cm)	Angle (deg)	Remark (QP/PK/AV)
1	*	2388.875	34.59	31.42	66.01	-7.99	74.00	150	204	Peak
2		2390.000	32.30	31.43	63.72	-10.28	74.00	150	204	Peak
3		2414.250	88.81	31.50	120.31	N/A	N/A	150	204	Peak

Note:

1. " *", means this data is the worst emission level.
2. C.F (Correction Factor) = Antenna Factor (dB/m)+ Cable Loss (dB).
3. Measurement (dBuV/m) = Reading(dBuV) + C.F (Correction Factor).
4. The emission levels of other frequencies are very lower than the limit and not show in test report.

EUT	BE3600 Dual-Band Wi-Fi 7 Gaming Router	Date of Test	2025-04-17
Factor	DRH18-E	Temp. / Humidity	21°C /63%
Polarity	Vertical	Site / Test Engineer	AC2 / Aby
Test Mode	802.11be-20MHz_TX_CH 1_ANT 0+1	Test Voltage	AC 120V/60Hz

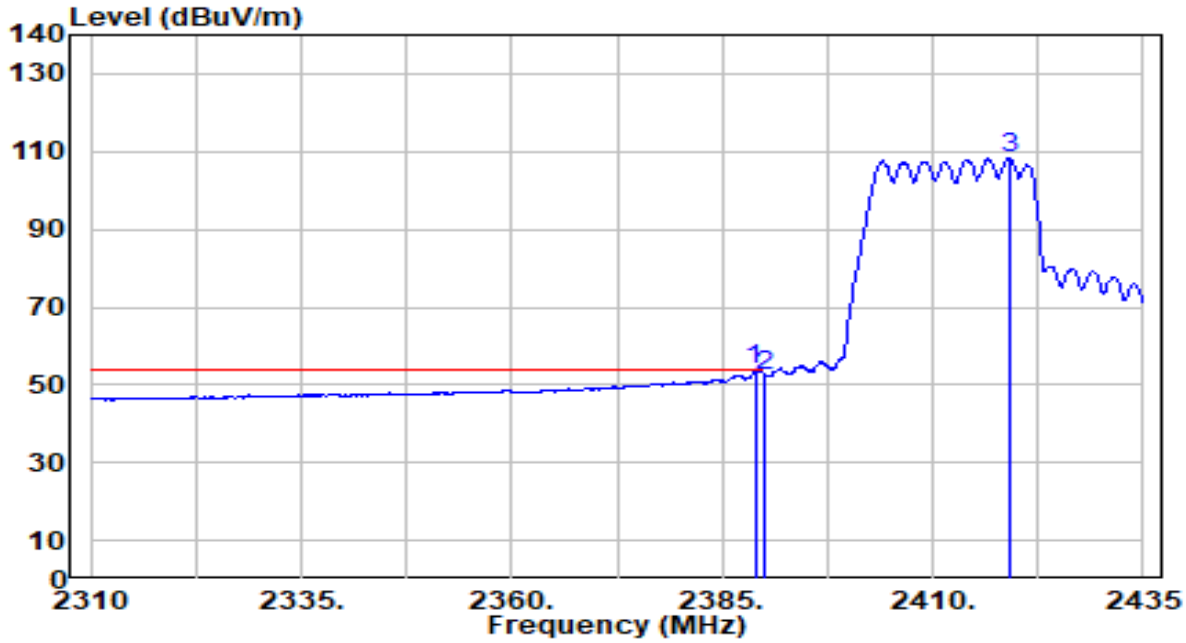

No		Frequency (MHz)	Reading (dBuV)	C.F (dB/m)	Measurement (dBuV/m)	Margin (dB)	Limit (dBuV/m)	Height (cm)	Angle (deg)	Remark (QP/PK/AV)
1	*	2388.875	22.33	31.42	53.76	-0.24	54.00	150	204	Average
2		2390.000	21.10	31.43	52.52	-1.48	54.00	150	204	Average
3		2419.125	76.77	31.51	108.28	N/A	N/A	150	204	Average

Note:

1. " *", means this data is the worst emission level.
2. C.F (Correction Factor) = Antenna Factor (dB/m)+ Cable Loss (dB).
3. Measurement (dBuV/m) = Reading(dBuV) + C.F (Correction Factor).
4. The emission levels of other frequencies are very lower than the limit and not show in test report.

EUT	BE3600 Dual-Band Wi-Fi 7 Gaming Router	Date of Test	2025-04-17
Factor	DRH18-E	Temp. / Humidity	21°C /63%
Polarity	Horizontal	Site / Test Engineer	AC2 / Aby
Test Mode	802.11be-20MHz_TX_CH 2_ANT 0+1	Test Voltage	AC 120V/60Hz

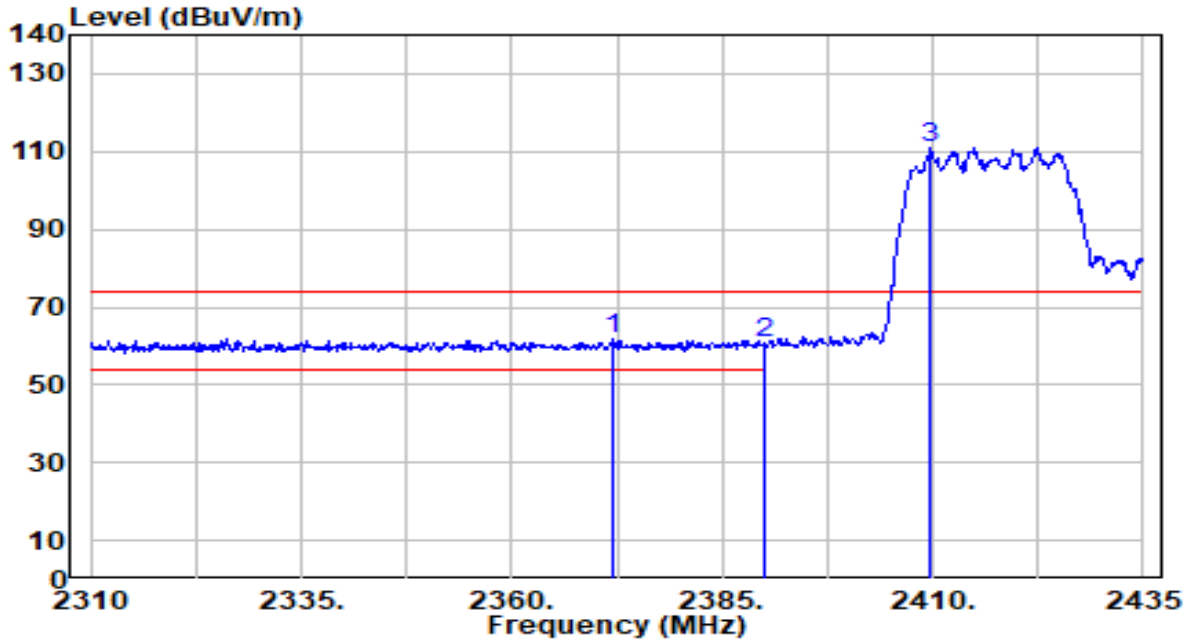

No		Frequency (MHz)	Reading (dBuV)	C.F (dB/m)	Measurement (dBuV/m)	Margin (dB)	Limit (dBuV/m)	Height (cm)	Angle (deg)	Remark (QP/PK/AV)
1	*	2371.875	30.20	31.37	61.57	-12.43	74.00	134	216	Peak
2		2390.000	29.21	31.43	60.64	-13.36	74.00	134	216	Peak
3		2409.750	79.60	31.49	111.09	N/A	N/A	134	216	Peak

Note:

1. " *", means this data is the worst emission level.
2. C.F (Correction Factor) = Antenna Factor (dB/m)+ Cable Loss (dB).
3. Measurement (dBuV/m) = Reading(dBuV) + C.F (Correction Factor).
4. The emission levels of other frequencies are very lower than the limit and not show in test report.

EUT	BE3600 Dual-Band Wi-Fi 7 Gaming Router	Date of Test	2025-04-17
Factor	DRH18-E	Temp. / Humidity	21°C /63%
Polarity	Horizontal	Site / Test Engineer	AC2 / Aby
Test Mode	802.11be-20MHz_TX_CH 2_ANT 0+1	Test Voltage	AC 120V/60Hz

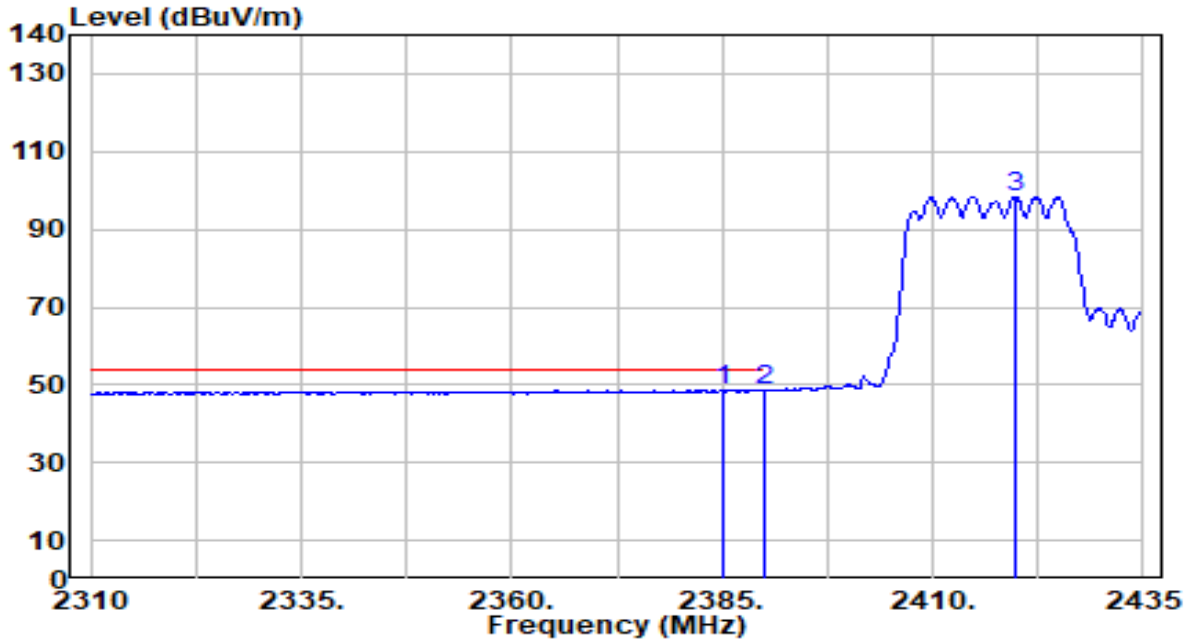

No		Frequency (MHz)	Reading (dBuV)	C.F (dB/m)	Measurement (dBuV/m)	Margin (dB)	Limit (dBuV/m)	Height (cm)	Angle (deg)	Remark (QP/PK/AV)
1	*	2385.000	17.19	31.41	48.60	-5.40	54.00	134	216	Average
2		2390.000	17.15	31.43	48.58	-5.42	54.00	134	216	Average
3		2419.750	66.87	31.52	98.39	N/A	N/A	134	216	Average

Note:

1. " *", means this data is the worst emission level.
2. C.F (Correction Factor) = Antenna Factor (dB/m)+ Cable Loss (dB).
3. Measurement (dBuV/m) = Reading(dBuV) + C.F (Correction Factor).
4. The emission levels of other frequencies are very lower than the limit and not show in test report.

EUT	BE3600 Dual-Band Wi-Fi 7 Gaming Router	Date of Test	2025-04-17
Factor	DRH18-E	Temp. / Humidity	21°C /63%
Polarity	Vertical	Site / Test Engineer	AC2 / Aby
Test Mode	802.11be-20MHz_TX_CH 2_ANT 0+1	Test Voltage	AC 120V/60Hz

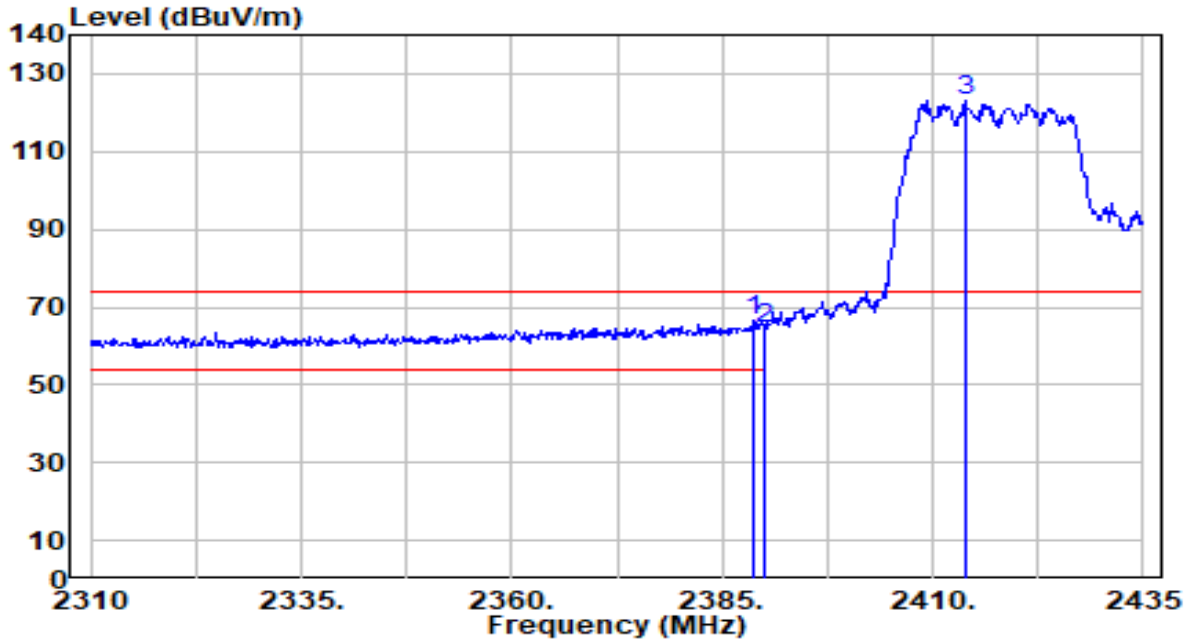

No		Frequency (MHz)	Reading (dBuV)	C.F (dB/m)	Measurement (dBuV/m)	Margin (dB)	Limit (dBuV/m)	Height (cm)	Angle (deg)	Remark (QP/PK/AV)
1	*	2388.750	35.38	31.42	66.80	-7.20	74.00	113	32	Peak
2		2390.000	32.80	31.43	64.22	-9.78	74.00	113	32	Peak
3		2413.875	91.51	31.50	123.01	N/A	N/A	113	32	Peak

Note:

1. " *", means this data is the worst emission level.
2. C.F (Correction Factor) = Antenna Factor (dB/m)+ Cable Loss (dB).
3. Measurement (dBuV/m) = Reading(dBuV) + C.F (Correction Factor).
4. The emission levels of other frequencies are very lower than the limit and not show in test report.

EUT	BE3600 Dual-Band Wi-Fi 7 Gaming Router	Date of Test	2025-04-17
Factor	DRH18-E	Temp. / Humidity	21°C /63%
Polarity	Vertical	Site / Test Engineer	AC2 / Aby
Test Mode	802.11be-20MHz_TX_CH 2_ANT 0+1	Test Voltage	AC 120V/60Hz

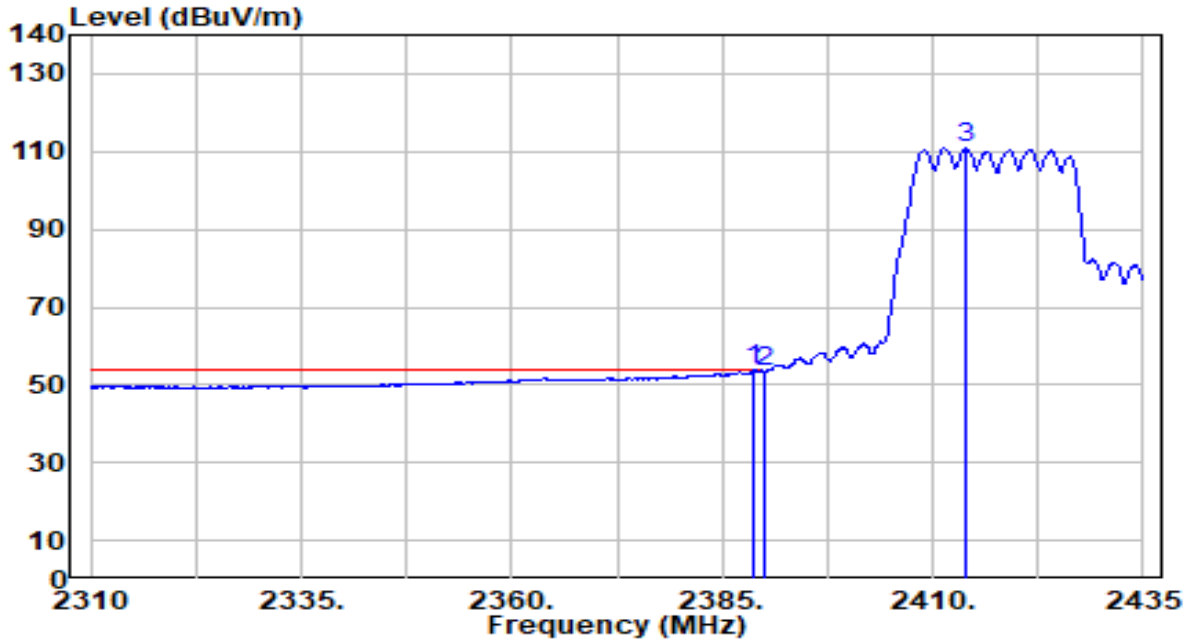

No		Frequency (MHz)	Reading (dBuV)	C.F (dB/m)	Measurement (dBuV/m)	Margin (dB)	Limit (dBuV/m)	Height (cm)	Angle (deg)	Remark (QP/PK/AV)
1	*	2388.750	22.23	31.42	53.65	-0.35	54.00	113	32	Average
2		2390.000	21.94	31.43	53.37	-0.63	54.00	113	32	Average
3		2414.000	79.35	31.50	110.85	N/A	N/A	113	32	Average

Note:

1. " *", means this data is the worst emission level.
2. C.F (Correction Factor) = Antenna Factor (dB/m)+ Cable Loss (dB).
3. Measurement (dBuV/m) = Reading(dBuV) + C.F (Correction Factor).
4. The emission levels of other frequencies are very lower than the limit and not show in test report.

EUT	BE3600 Dual-Band Wi-Fi 7 Gaming Router	Date of Test	2025-04-17
Factor	DRH18-E	Temp. / Humidity	21°C /63%
Polarity	Horizontal	Site / Test Engineer	AC2 / Aby
Test Mode	802.11be-20MHz_TX_CH 6_ANT 0+1	Test Voltage	AC 120V/60Hz

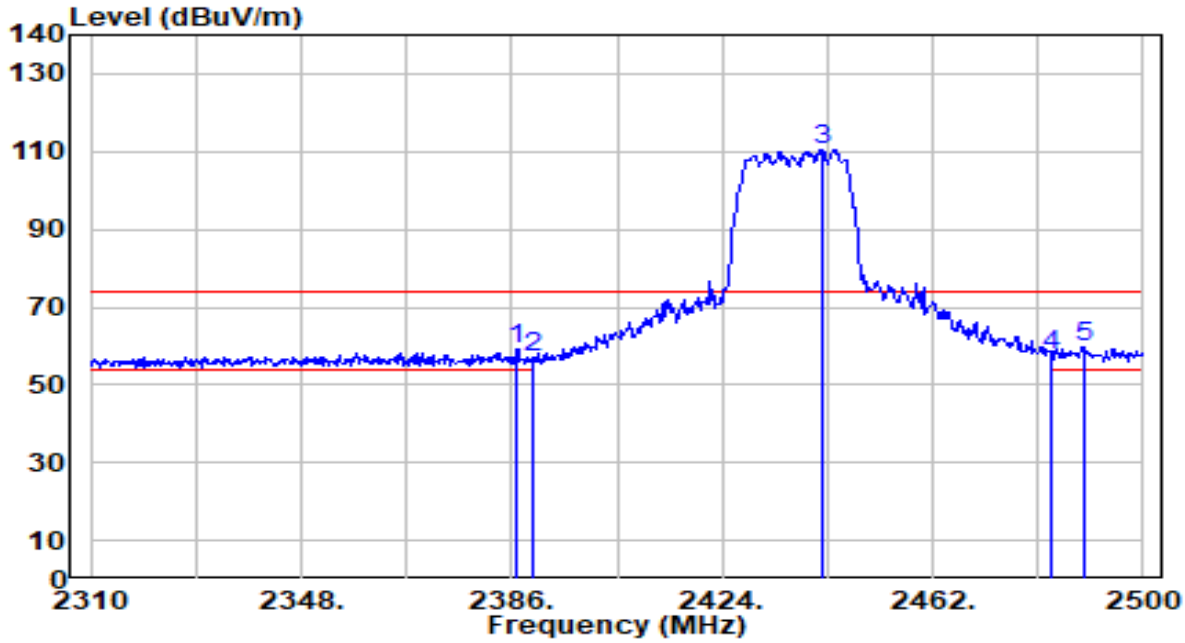

No		Frequency (MHz)	Reading (dBuV)	C.F (dB/m)	Measurement (dBuV/m)	Margin (dB)	Limit (dBuV/m)	Height (cm)	Angle (deg)	Remark (QP/PK/AV)
1		2386.950	27.63	31.42	59.05	-14.95	74.00	100	344	Peak
2		2390.000	25.43	31.43	56.86	-17.14	74.00	100	344	Peak
3		2442.240	79.00	31.58	110.59	N/A	N/A	100	344	Peak
4		2483.500	26.08	31.71	57.79	-16.21	74.00	100	344	Peak
5	*	2489.170	27.82	31.73	59.55	-14.45	74.00	100	344	Peak

Note:

1. " *", means this data is the worst emission level.
2. C.F (Correction Factor) = Antenna Factor (dB/m)+ Cable Loss (dB).
3. Measurement (dBuV/m) = Reading(dBuV) + C.F (Correction Factor).
4. The emission levels of other frequencies are very lower than the limit and not show in test report.

EUT	BE3600 Dual-Band Wi-Fi 7 Gaming Router	Date of Test	2025-04-17
Factor	DRH18-E	Temp. / Humidity	21°C /63%
Polarity	Horizontal	Site / Test Engineer	AC2 / Aby
Test Mode	802.11be-20MHz_TX_CH 6_ANT 0+1	Test Voltage	AC 120V/60Hz

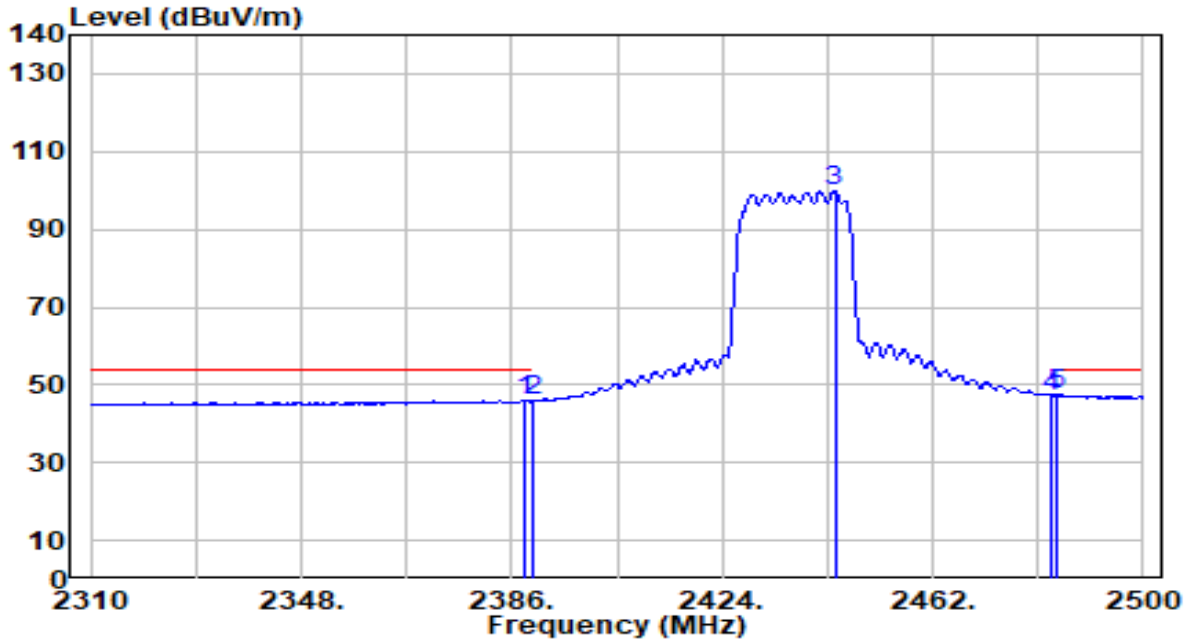

No		Frequency (MHz)	Reading (dBuV)	C.F (dB/m)	Measurement (dBuV/m)	Margin (dB)	Limit (dBuV/m)	Height (cm)	Angle (deg)	Remark (QP/PK/AV)
1		2388.470	14.62	31.42	46.04	-7.96	54.00	100	344	Average
2		2390.000	14.49	31.43	45.92	-8.08	54.00	100	344	Average
3		2444.330	68.45	31.59	100.04	N/A	N/A	100	344	Average
4		2483.500	15.47	31.71	47.18	-6.82	54.00	100	344	Average
5	*	2484.420	15.60	31.71	47.32	-6.68	54.00	100	344	Average

Note:

1. " *", means this data is the worst emission level.
2. C.F (Correction Factor) = Antenna Factor (dB/m)+ Cable Loss (dB).
3. Measurement (dBuV/m) = Reading(dBuV) + C.F (Correction Factor).
4. The emission levels of other frequencies are very lower than the limit and not show in test report.

EUT	BE3600 Dual-Band Wi-Fi 7 Gaming Router	Date of Test	2025-04-17
Factor	DRH18-E	Temp. / Humidity	21°C /63%
Polarity	Vertical	Site / Test Engineer	AC2 / Aby
Test Mode	802.11be-20MHz_TX_CH 6_ANT 0+1	Test Voltage	AC 120V/60Hz

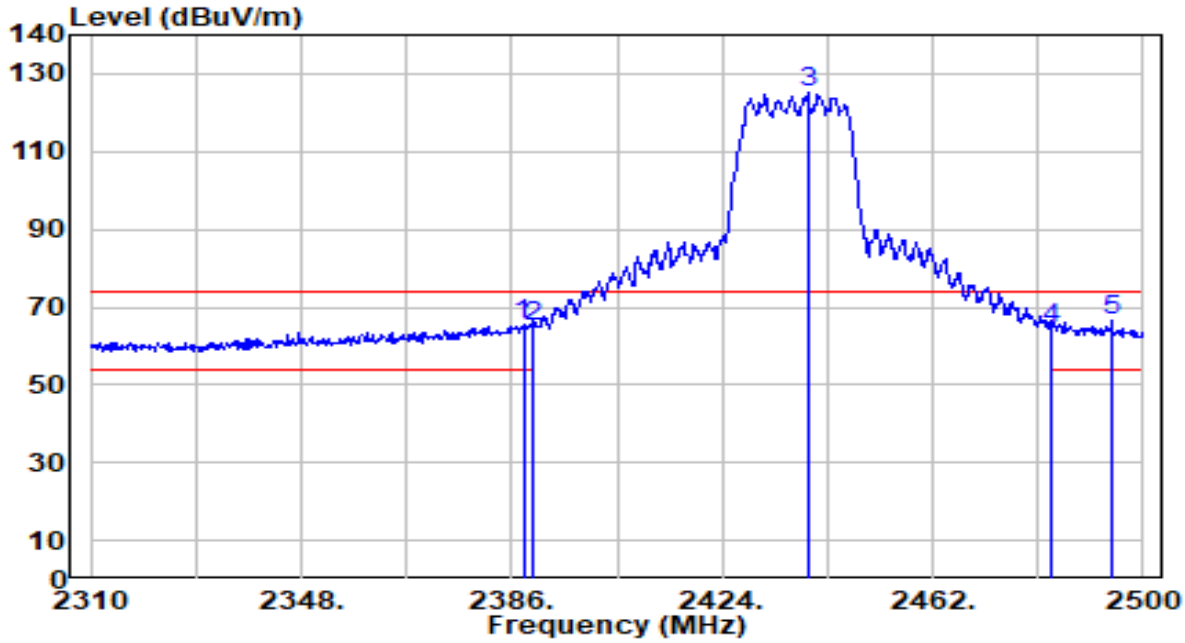

No		Frequency (MHz)	Reading (dBuV)	C.F (dB/m)	Measurement (dBuV/m)	Margin (dB)	Limit (dBuV/m)	Height (cm)	Angle (deg)	Remark (QP/PK/AV)
1		2388.090	34.02	31.42	65.44	-8.56	74.00	104	202	Peak
2		2390.000	33.68	31.43	65.11	-8.89	74.00	104	202	Peak
3		2439.390	93.45	31.58	125.03	N/A	N/A	104	202	Peak
4		2483.500	32.99	31.71	64.70	-9.30	74.00	104	202	Peak
5	*	2494.300	35.00	31.74	66.75	-7.25	74.00	104	202	Peak

Note:

1. " *", means this data is the worst emission level.
2. C.F (Correction Factor) = Antenna Factor (dB/m)+ Cable Loss (dB).
3. Measurement (dBuV/m) = Reading(dBuV) + C.F (Correction Factor).
4. The emission levels of other frequencies are very lower than the limit and not show in test report.

EUT	BE3600 Dual-Band Wi-Fi 7 Gaming Router	Date of Test	2025-04-17
Factor	DRH18-E	Temp. / Humidity	21°C /63%
Polarity	Vertical	Site / Test Engineer	AC2 / Aby
Test Mode	802.11be-20MHz_TX_CH 6_ANT 0+1	Test Voltage	AC 120V/60Hz

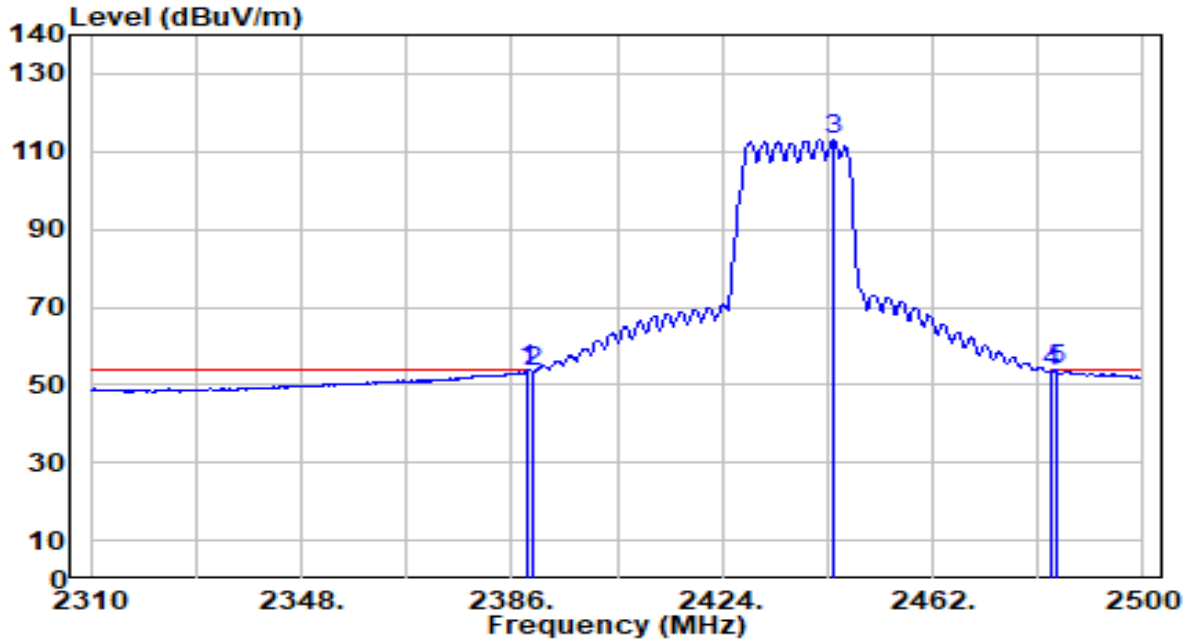

No		Frequency (MHz)	Reading (dBuV)	C.F (dB/m)	Measurement (dBuV/m)	Margin (dB)	Limit (dBuV/m)	Height (cm)	Angle (deg)	Remark (QP/PK/AV)
1		2389.040	22.26	31.42	53.69	-0.31	54.00	104	202	Average
2		2390.000	22.01	31.43	53.44	-0.56	54.00	104	202	Average
3		2444.140	81.40	31.59	112.99	N/A	N/A	104	202	Average
4		2483.500	21.81	31.71	53.52	-0.48	54.00	104	202	Average
5	*	2484.230	22.03	31.71	53.74	-0.26	54.00	104	202	Average

Note:

1. " *", means this data is the worst emission level.
2. C.F (Correction Factor) = Antenna Factor (dB/m)+ Cable Loss (dB).
3. Measurement (dBuV/m) = Reading(dBuV) + C.F (Correction Factor).
4. The emission levels of other frequencies are very lower than the limit and not show in test report.

EUT	BE3600 Dual-Band Wi-Fi 7 Gaming Router	Date of Test	2025-04-17
Factor	DRH18-E	Temp. / Humidity	21°C /63%
Polarity	Horizontal	Site / Test Engineer	AC2 / Aby
Test Mode	802.11be-20MHz_TX_CH 7_ANT 0+1	Test Voltage	AC 120V/60Hz

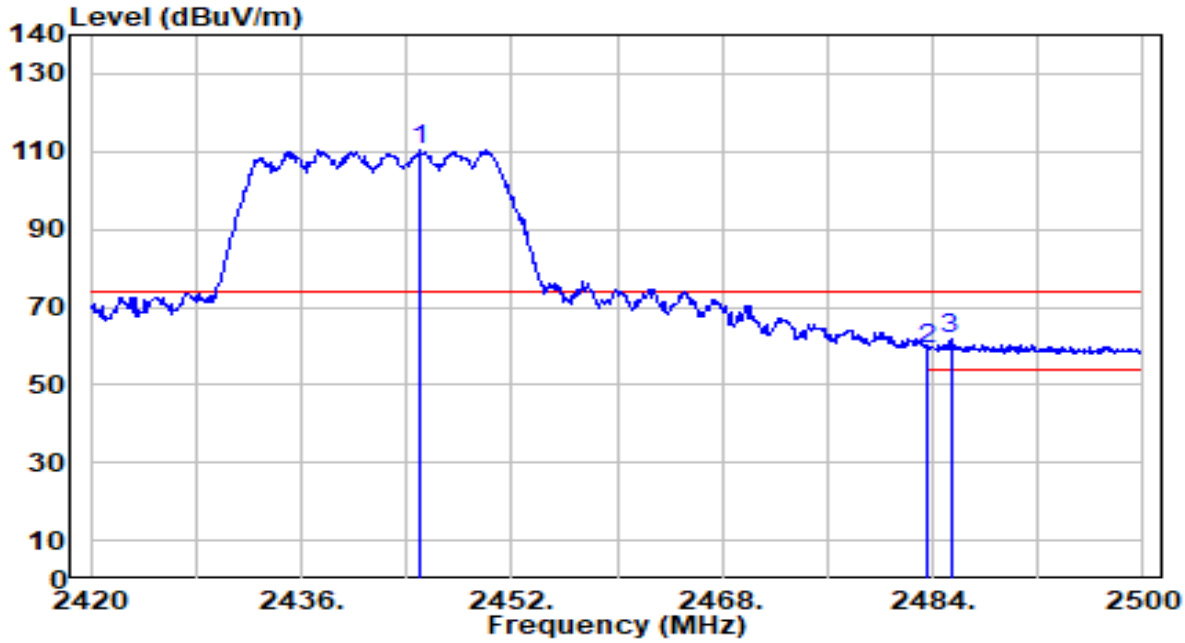

No		Frequency (MHz)	Reading (dBuV)	C.F (dB/m)	Measurement (dBuV/m)	Margin (dB)	Limit (dBuV/m)	Height (cm)	Angle (deg)	Remark (QP/PK/AV)
1		2445.040	78.72	31.59	110.31	N/A	N/A	100	211	Peak
2		2483.500	27.26	31.71	58.97	-15.03	74.00	100	211	Peak
3	*	2485.360	29.87	31.72	61.59	-12.41	74.00	100	211	Peak

Note:

1. " *", means this data is the worst emission level.
2. C.F (Correction Factor) = Antenna Factor (dB/m)+ Cable Loss (dB).
3. Measurement (dBuV/m) = Reading(dBuV) + C.F (Correction Factor).
4. The emission levels of other frequencies are very lower than the limit and not show in test report.

EUT	BE3600 Dual-Band Wi-Fi 7 Gaming Router	Date of Test	2025-04-17
Factor	DRH18-E	Temp. / Humidity	21°C /63%
Polarity	Horizontal	Site / Test Engineer	AC2 / Aby
Test Mode	802.11be-20MHz_TX_CH 7_ANT 0+1	Test Voltage	AC 120V/60Hz

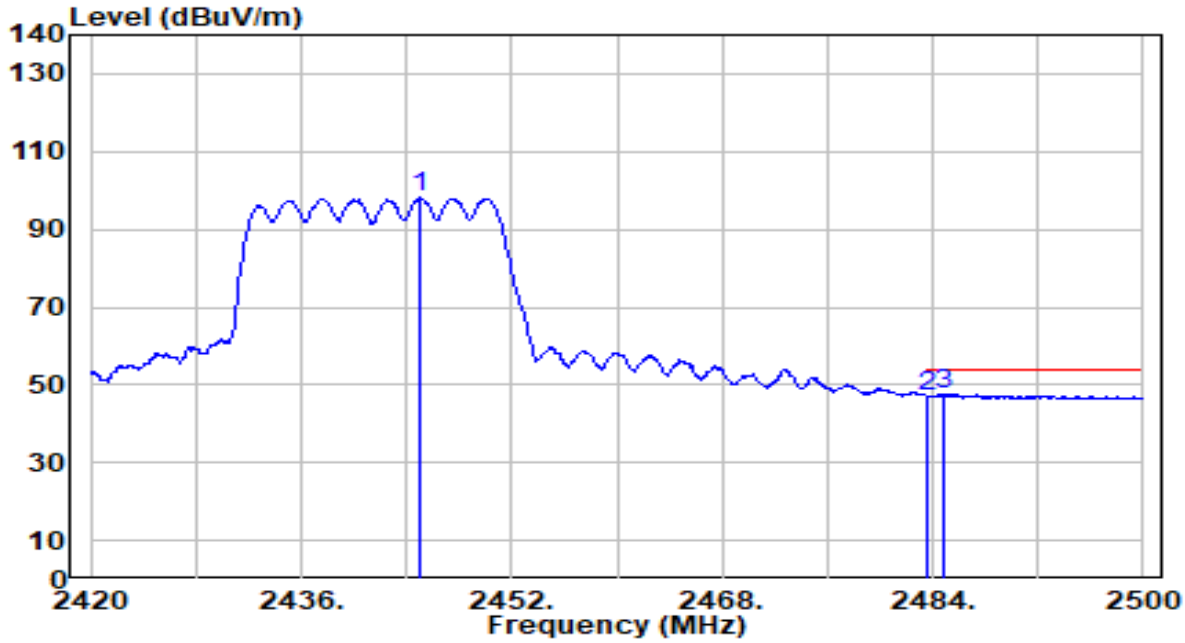

No		Frequency (MHz)	Reading (dBuV)	C.F (dB/m)	Measurement (dBuV/m)	Margin (dB)	Limit (dBuV/m)	Height (cm)	Angle (deg)	Remark (QP/PK/AV)
1		2444.960	66.45	31.59	98.04	N/A	N/A	100	211	Average
2		2483.500	15.37	31.71	47.08	-6.92	54.00	100	211	Average
3	*	2484.880	15.79	31.71	47.51	-6.49	54.00	100	211	Average

Note:

1. " *", means this data is the worst emission level.
2. C.F (Correction Factor) = Antenna Factor (dB/m)+ Cable Loss (dB).
3. Measurement (dBuV/m) = Reading(dBuV) + C.F (Correction Factor).
4. The emission levels of other frequencies are very lower than the limit and not show in test report.

EUT	BE3600 Dual-Band Wi-Fi 7 Gaming Router	Date of Test	2025-04-17
Factor	DRH18-E	Temp. / Humidity	21°C /63%
Polarity	Vertical	Site / Test Engineer	AC2 / Aby
Test Mode	802.11be-20MHz_TX_CH 7_ANT 0+1	Test Voltage	AC 120V/60Hz

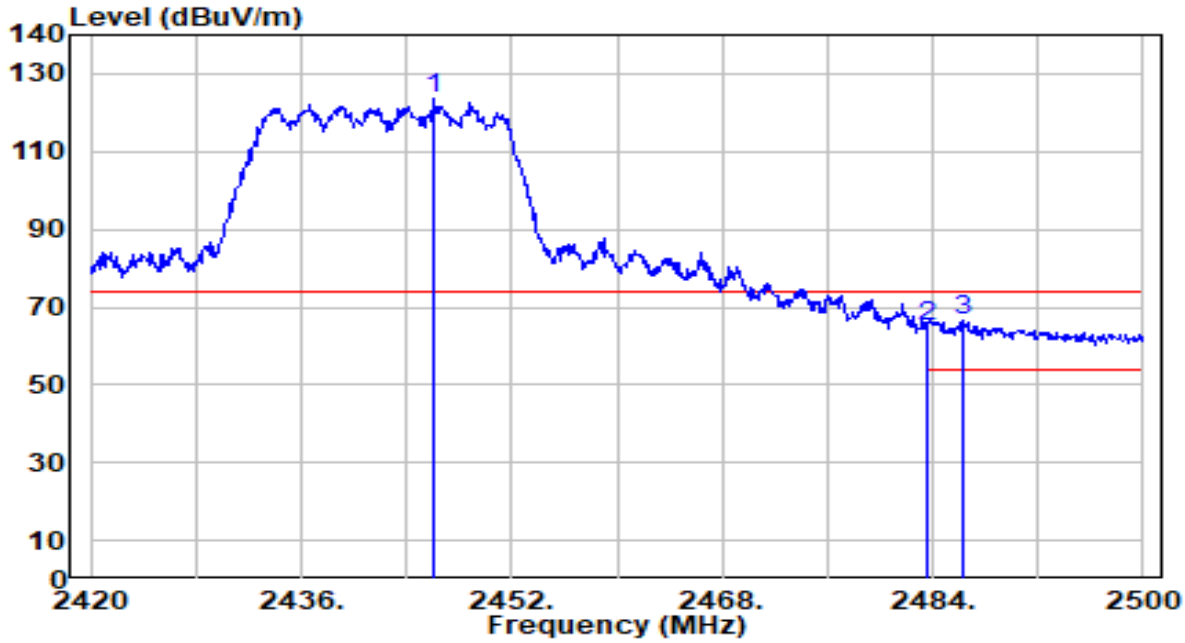

No		Frequency (MHz)	Reading (dBuV)	C.F (dB/m)	Measurement (dBuV/m)	Margin (dB)	Limit (dBuV/m)	Height (cm)	Angle (deg)	Remark (QP/PK/AV)
1		2446.160	91.92	31.60	123.51	N/A	N/A	114	33	Peak
2		2483.500	33.47	31.71	65.18	-8.82	74.00	114	33	Peak
3	*	2486.240	34.64	31.72	66.35	-7.65	74.00	114	33	Peak

Note:

1. " *", means this data is the worst emission level.
2. C.F (Correction Factor) = Antenna Factor (dB/m)+ Cable Loss (dB).
3. Measurement (dBuV/m) = Reading(dBuV) + C.F (Correction Factor).
4. The emission levels of other frequencies are very lower than the limit and not show in test report.

EUT	BE3600 Dual-Band Wi-Fi 7 Gaming Router	Date of Test	2025-04-17
Factor	DRH18-E	Temp. / Humidity	21°C /63%
Polarity	Vertical	Site / Test Engineer	AC2 / Aby
Test Mode	802.11be-20MHz_TX_CH 7_ANT 0+1	Test Voltage	AC 120V/60Hz

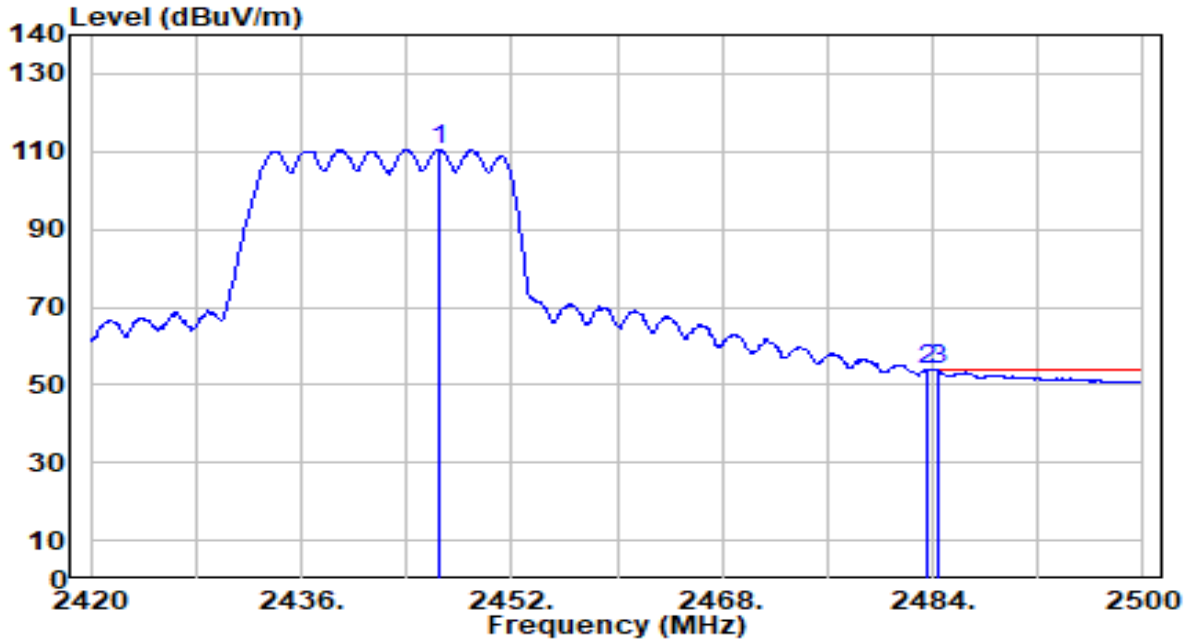

No		Frequency (MHz)	Reading (dBuV)	C.F (dB/m)	Measurement (dBuV/m)	Margin (dB)	Limit (dBuV/m)	Height (cm)	Angle (deg)	Remark (QP/PK/AV)
1		2446.400	78.95	31.60	110.55	N/A	N/A	114	33	Average
2		2483.500	22.01	31.71	53.72	-0.28	54.00	114	33	Average
3	*	2484.480	22.19	31.71	53.90	-0.10	54.00	114	33	Average

Note:

1. " *", means this data is the worst emission level.
2. C.F (Correction Factor) = Antenna Factor (dB/m)+ Cable Loss (dB).
3. Measurement (dBuV/m) = Reading(dBuV) + C.F (Correction Factor).
4. The emission levels of other frequencies are very lower than the limit and not show in test report.

EUT	BE3600 Dual-Band Wi-Fi 7 Gaming Router	Date of Test	2025-04-17
Factor	DRH18-E	Temp. / Humidity	21°C /63%
Polarity	Horizontal	Site / Test Engineer	AC2 / Aby
Test Mode	802.11be-20MHz_TX_CH 8_ANT 0+1	Test Voltage	AC 120V/60Hz

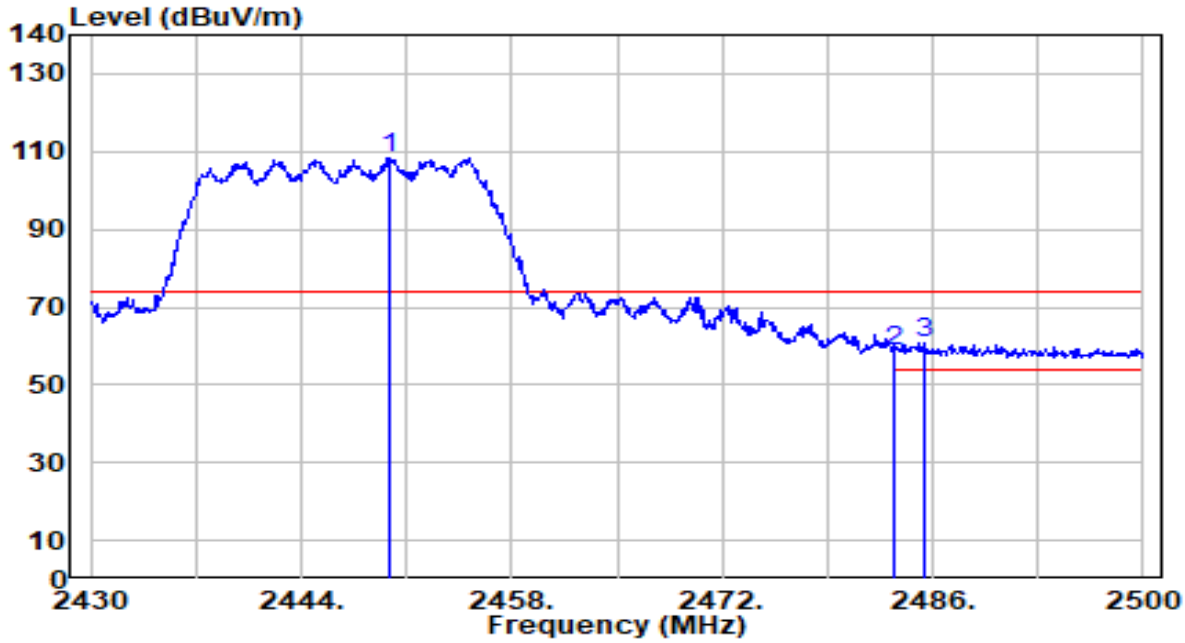

No		Frequency (MHz)	Reading (dBuV)	C.F (dB/m)	Measurement (dBuV/m)	Margin (dB)	Limit (dBuV/m)	Height (cm)	Angle (deg)	Remark (QP/PK/AV)
1		2449.810	76.81	31.61	108.42	N/A	N/A	100	212	Peak
2		2483.500	27.09	31.71	58.80	-15.20	74.00	100	212	Peak
3	*	2485.370	29.19	31.72	60.90	-13.10	74.00	100	212	Peak

Note:

1. " *", means this data is the worst emission level.
2. C.F (Correction Factor) = Antenna Factor (dB/m)+ Cable Loss (dB).
3. Measurement (dBuV/m) = Reading(dBuV) + C.F (Correction Factor).
4. The emission levels of other frequencies are very lower than the limit and not show in test report.

EUT	BE3600 Dual-Band Wi-Fi 7 Gaming Router	Date of Test	2025-04-17
Factor	DRH18-E	Temp. / Humidity	21°C /63%
Polarity	Horizontal	Site / Test Engineer	AC2 / Aby
Test Mode	802.11be-20MHz_TX_CH 8_ANT 0+1	Test Voltage	AC 120V/60Hz

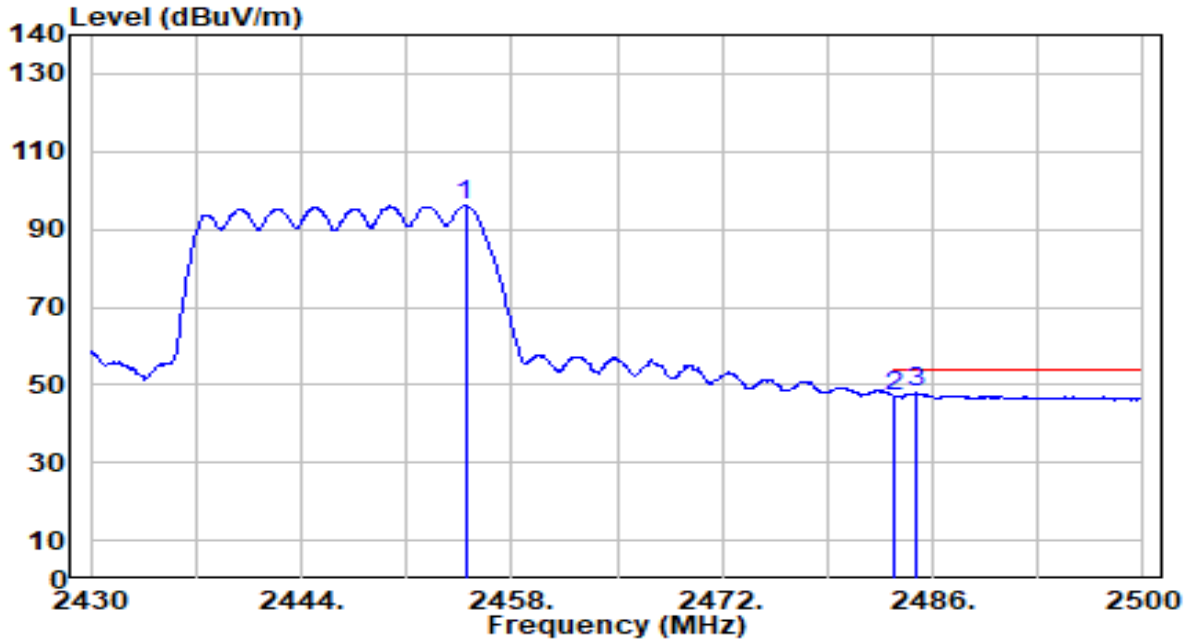

No		Frequency (MHz)	Reading (dBuV)	C.F (dB/m)	Measurement (dBuV/m)	Margin (dB)	Limit (dBuV/m)	Height (cm)	Angle (deg)	Remark (QP/PK/AV)
1		2454.920	64.50	31.62	96.12	N/A	N/A	100	212	Average
2		2483.500	15.39	31.71	47.10	-6.90	54.00	100	212	Average
3	*	2484.880	16.10	31.71	47.81	-6.19	54.00	100	212	Average

Note:

1. " *", means this data is the worst emission level.
2. C.F (Correction Factor) = Antenna Factor (dB/m)+ Cable Loss (dB).
3. Measurement (dBuV/m) = Reading(dBuV) + C.F (Correction Factor).
4. The emission levels of other frequencies are very lower than the limit and not show in test report.

EUT	BE3600 Dual-Band Wi-Fi 7 Gaming Router	Date of Test	2025-04-17
Factor	DRH18-E	Temp. / Humidity	21°C /63%
Polarity	Vertical	Site / Test Engineer	AC2 / Aby
Test Mode	802.11be-20MHz_TX_CH 8_ANT 0+1	Test Voltage	AC 120V/60Hz

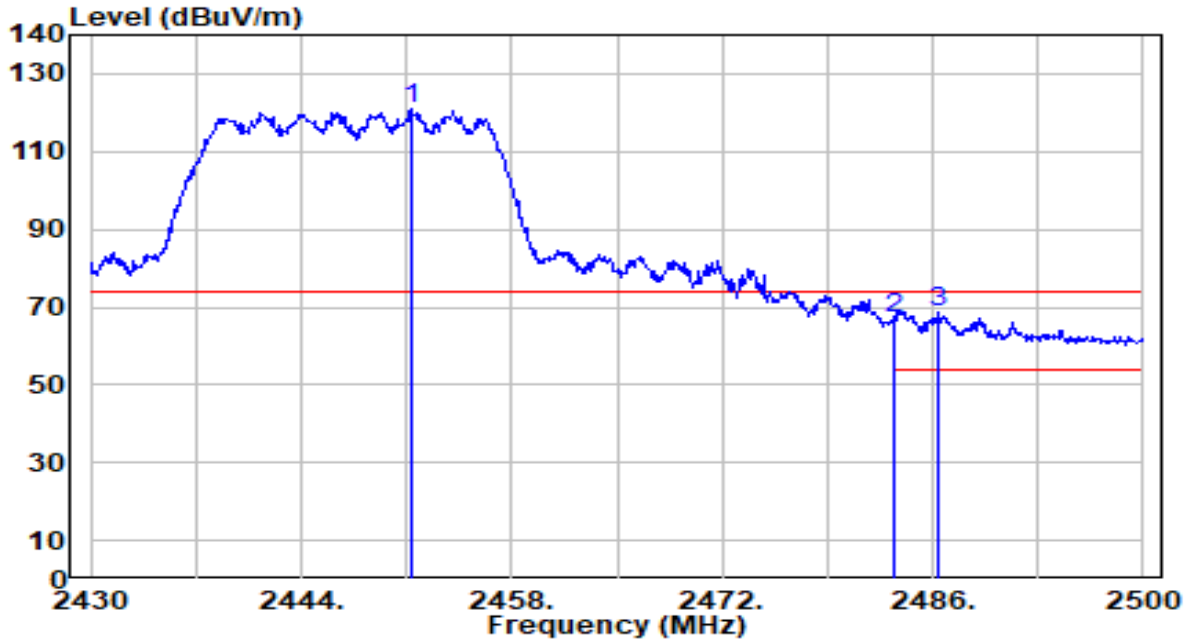

No		Frequency (MHz)	Reading (dBuV)	C.F (dB/m)	Measurement (dBuV/m)	Margin (dB)	Limit (dBuV/m)	Height (cm)	Angle (deg)	Remark (QP/PK/AV)
1		2451.280	89.15	31.61	120.76	N/A	N/A	105	34	Peak
2		2483.500	35.43	31.71	67.14	-6.86	74.00	105	34	Peak
3	*	2486.280	36.75	31.72	68.47	-5.53	74.00	105	34	Peak

Note:

1. " *", means this data is the worst emission level.
2. C.F (Correction Factor) = Antenna Factor (dB/m)+ Cable Loss (dB).
3. Measurement (dBuV/m) = Reading(dBuV) + C.F (Correction Factor).
4. The emission levels of other frequencies are very lower than the limit and not show in test report.

EUT	BE3600 Dual-Band Wi-Fi 7 Gaming Router	Date of Test	2025-04-17
Factor	DRH18-E	Temp. / Humidity	21°C /63%
Polarity	Vertical	Site / Test Engineer	AC2 / Aby
Test Mode	802.11be-20MHz_TX_CH 8_ANT 0+1	Test Voltage	AC 120V/60Hz

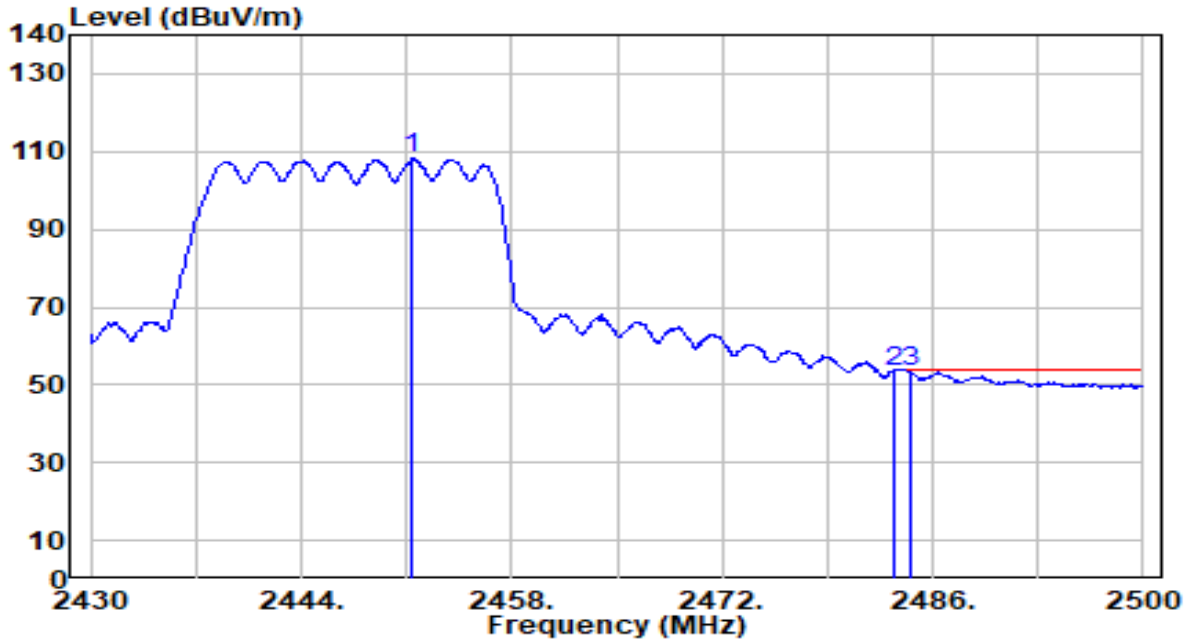

No		Frequency (MHz)	Reading (dBuV)	C.F (dB/m)	Measurement (dBuV/m)	Margin (dB)	Limit (dBuV/m)	Height (cm)	Angle (deg)	Remark (QP/PK/AV)
1		2451.420	76.68	31.61	108.29	N/A	N/A	105	34	Average
2	*	2483.500	21.75	31.71	53.46	-0.54	54.00	105	34	Average
3		2484.460	21.52	31.71	53.23	-0.77	54.00	105	34	Average

Note:

1. " *", means this data is the worst emission level.
2. C.F (Correction Factor) = Antenna Factor (dB/m)+ Cable Loss (dB).
3. Measurement (dBuV/m) = Reading(dBuV) + C.F (Correction Factor).
4. The emission levels of other frequencies are very lower than the limit and not show in test report.

EUT	BE3600 Dual-Band Wi-Fi 7 Gaming Router	Date of Test	2025-04-17
Factor	DRH18-E	Temp. / Humidity	21°C /63%
Polarity	Horizontal	Site / Test Engineer	AC2 / Aby
Test Mode	802.11be-20MHz_TX_CH 9_ANT 0+1	Test Voltage	AC 120V/60Hz

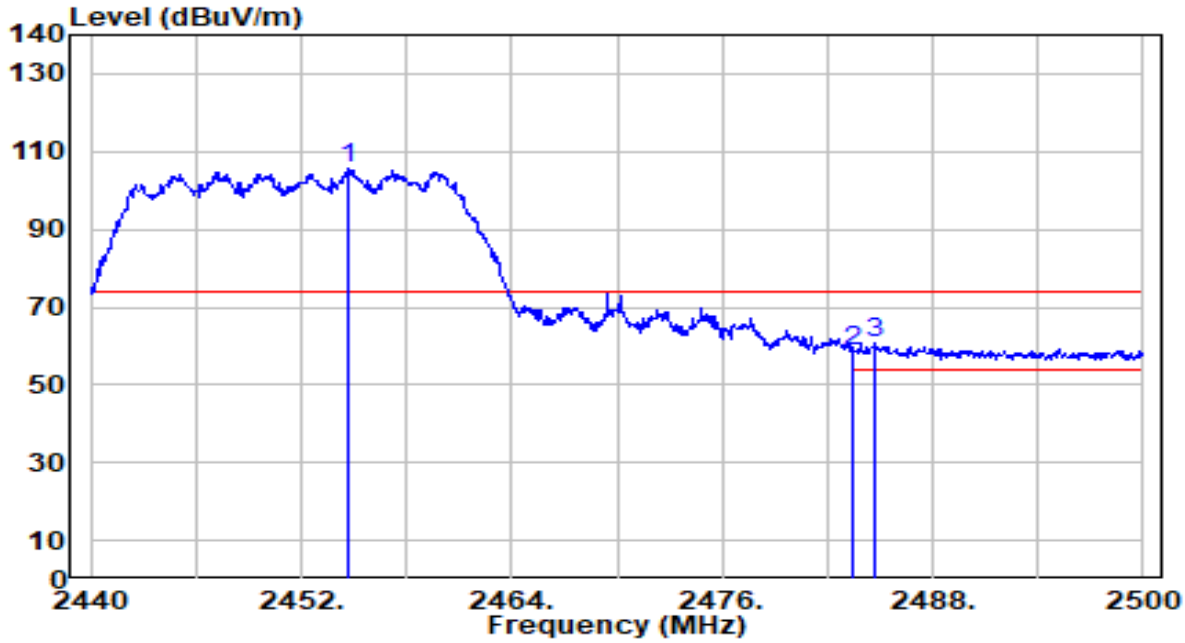

No		Frequency (MHz)	Reading (dBuV)	C.F (dB/m)	Measurement (dBuV/m)	Margin (dB)	Limit (dBuV/m)	Height (cm)	Angle (deg)	Remark (QP/PK/AV)
1		2454.640	73.89	31.62	105.52	N/A	N/A	121	213	Peak
2		2483.500	26.86	31.71	58.57	-15.43	74.00	121	213	Peak
3	*	2484.760	28.83	31.71	60.54	-13.46	74.00	121	213	Peak

Note:

1. " *", means this data is the worst emission level.
2. C.F (Correction Factor) = Antenna Factor (dB/m)+ Cable Loss (dB).
3. Measurement (dBuV/m) = Reading(dBuV) + C.F (Correction Factor).
4. The emission levels of other frequencies are very lower than the limit and not show in test report.

EUT	BE3600 Dual-Band Wi-Fi 7 Gaming Router	Date of Test	2025-04-17
Factor	DRH18-E	Temp. / Humidity	21°C /63%
Polarity	Horizontal	Site / Test Engineer	AC2 / Aby
Test Mode	802.11be-20MHz_TX_CH 9_ANT 0+1	Test Voltage	AC 120V/60Hz

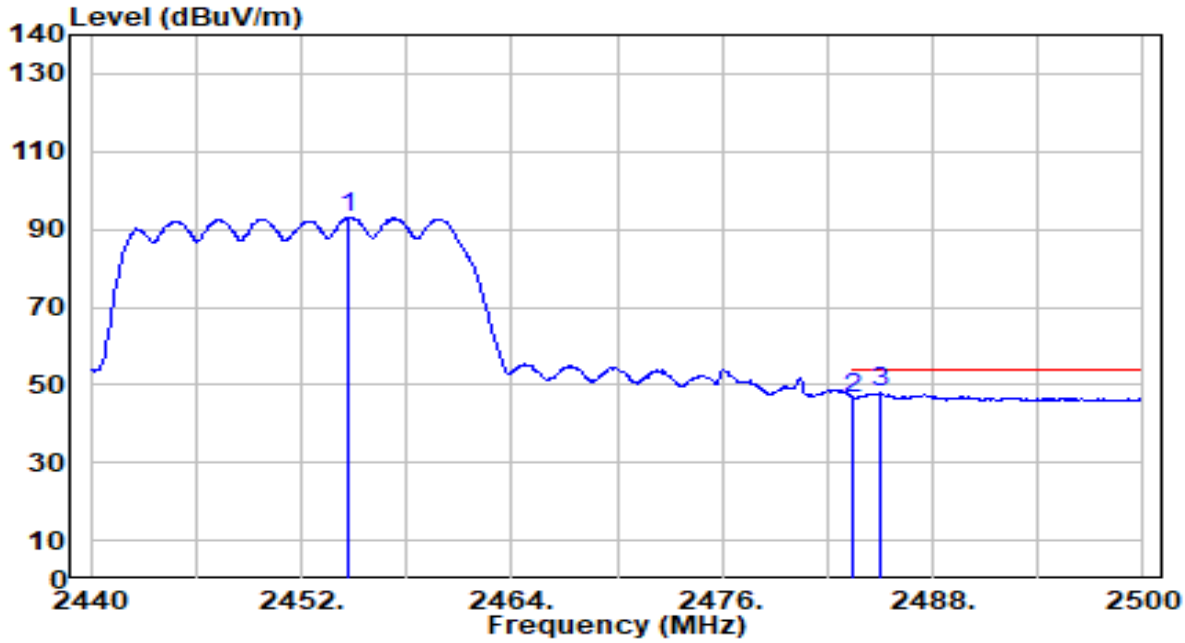

No		Frequency (MHz)	Reading (dBuV)	C.F (dB/m)	Measurement (dBuV/m)	Margin (dB)	Limit (dBuV/m)	Height (cm)	Angle (deg)	Remark (QP/PK/AV)
1		2454.640	61.47	31.62	93.09	N/A	N/A	121	213	Average
2		2483.500	14.97	31.71	46.68	-7.32	54.00	121	213	Average
3	*	2484.940	16.33	31.71	48.05	-5.95	54.00	121	213	Average

Note:

1. " *", means this data is the worst emission level.
2. C.F (Correction Factor) = Antenna Factor (dB/m)+ Cable Loss (dB).
3. Measurement (dBuV/m) = Reading(dBuV) + C.F (Correction Factor).
4. The emission levels of other frequencies are very lower than the limit and not show in test report.

EUT	BE3600 Dual-Band Wi-Fi 7 Gaming Router	Date of Test	2025-04-17
Factor	DRH18-E	Temp. / Humidity	21°C /63%
Polarity	Vertical	Site / Test Engineer	AC2 / Aby
Test Mode	802.11be-20MHz_TX_CH 9_ANT 0+1	Test Voltage	AC 120V/60Hz

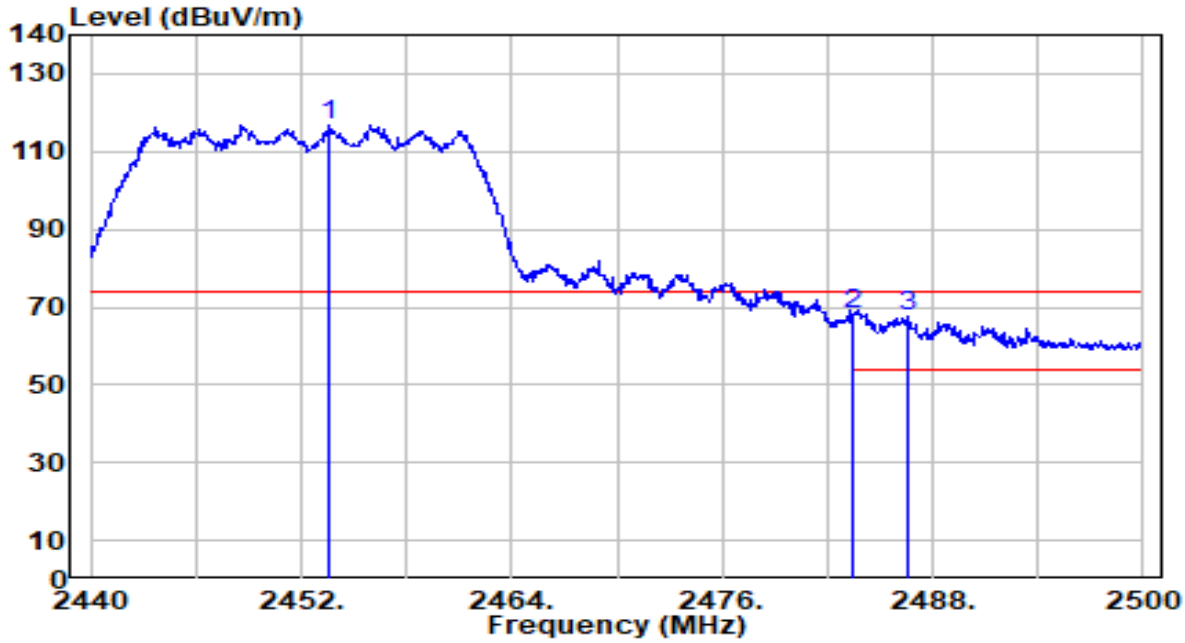

No		Frequency (MHz)	Reading (dBuV)	C.F (dB/m)	Measurement (dBuV/m)	Margin (dB)	Limit (dBuV/m)	Height (cm)	Angle (deg)	Remark (QP/PK/AV)
1		2453.560	85.29	31.62	116.91	N/A	N/A	100	211	Peak
2	*	2483.500	36.29	31.71	68.00	-6.00	74.00	100	211	Peak
3		2486.560	35.70	31.72	67.42	-6.58	74.00	100	211	Peak

Note:

1. " *", means this data is the worst emission level.
2. C.F (Correction Factor) = Antenna Factor (dB/m)+ Cable Loss (dB).
3. Measurement (dBuV/m) = Reading(dBuV) + C.F (Correction Factor).
4. The emission levels of other frequencies are very lower than the limit and not show in test report.

EUT	BE3600 Dual-Band Wi-Fi 7 Gaming Router	Date of Test	2025-04-17
Factor	DRH18-E	Temp. / Humidity	21°C /63%
Polarity	Vertical	Site / Test Engineer	AC2 / Aby
Test Mode	802.11be-20MHz_TX_CH 9_ANT 0+1	Test Voltage	AC 120V/60Hz

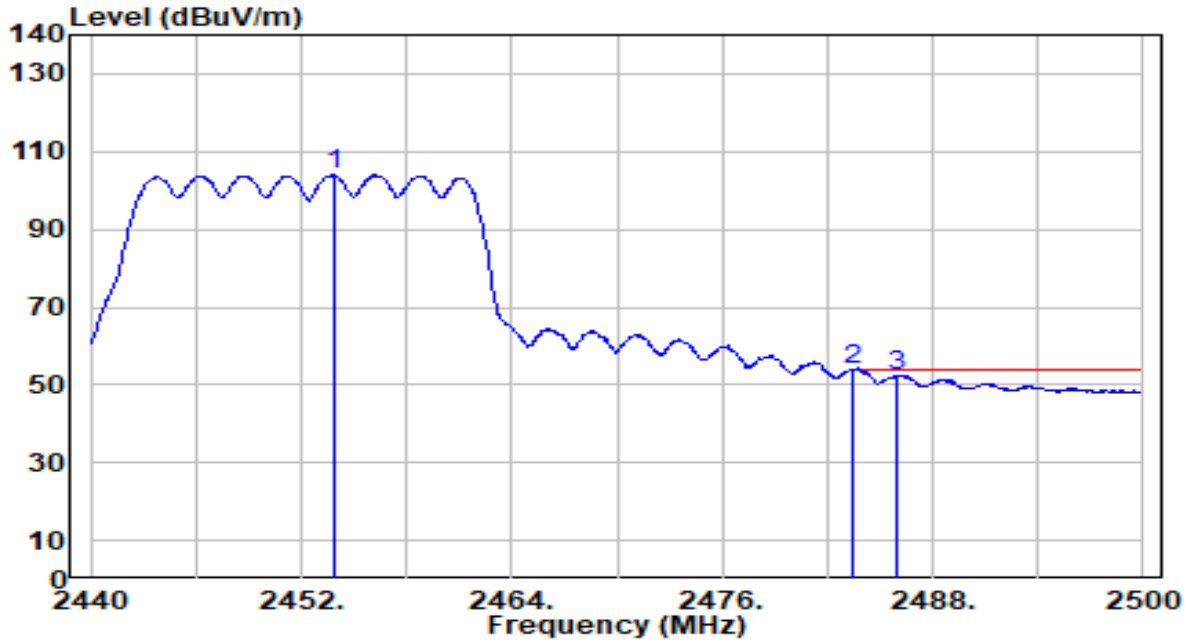

No		Frequency (MHz)	Reading (dBuV)	C.F (dB/m)	Measurement (dBuV/m)	Margin (dB)	Limit (dBuV/m)	Height (cm)	Angle (deg)	Remark (QP/PK/AV)
1		2453.920	72.37	31.62	103.99	N/A	N/A	100	211	Average
2	*	2483.500	22.13	31.71	53.84	-0.16	54.00	100	211	Average
3		2485.960	20.77	31.72	52.49	-1.51	54.00	100	211	Average

Note:

1. " *", means this data is the worst emission level.
2. C.F (Correction Factor) = Antenna Factor (dB/m)+ Cable Loss (dB).
3. Measurement (dBuV/m) = Reading(dBuV) + C.F (Correction Factor).
4. The emission levels of other frequencies are very lower than the limit and not show in test report.

EUT	BE3600 Dual-Band Wi-Fi 7 Gaming Router	Date of Test	2025-04-17
Factor	DRH18-E	Temp. / Humidity	21°C /63%
Polarity	Horizontal	Site / Test Engineer	AC2 / Aby
Test Mode	802.11be-20MHz_TX_CH 10_ANT 0+1	Test Voltage	AC 120V/60Hz

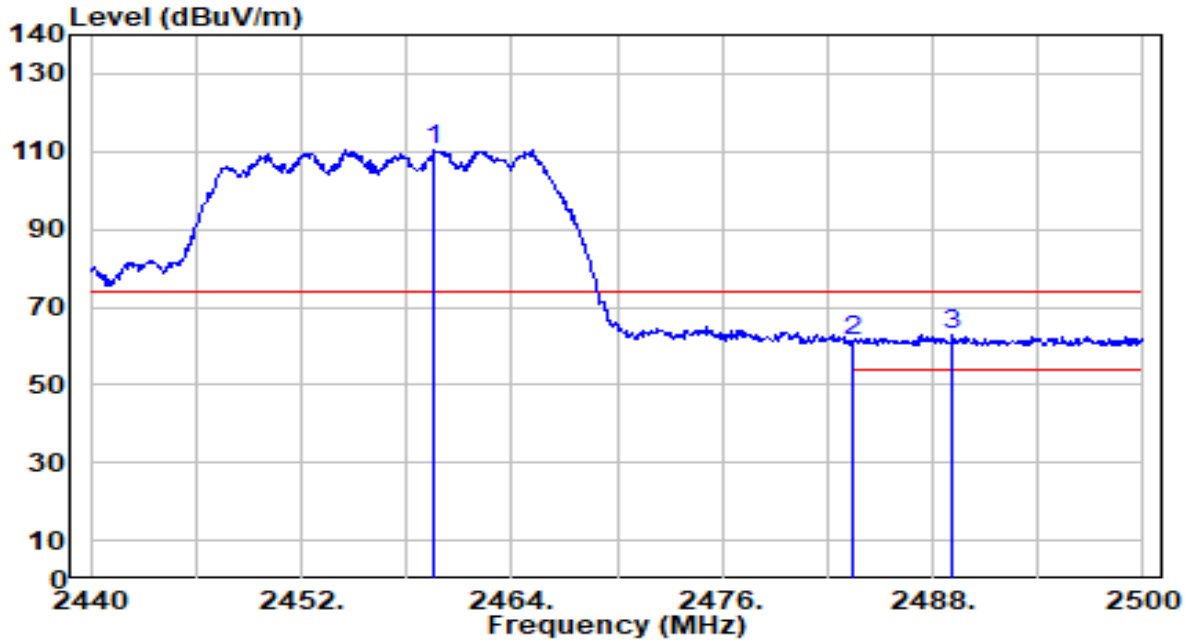

No		Frequency (MHz)	Reading (dBuV)	C.F (dB/m)	Measurement (dBuV/m)	Margin (dB)	Limit (dBuV/m)	Height (cm)	Angle (deg)	Remark (QP/PK/AV)
1		2459.620	78.69	31.64	110.33	N/A	N/A	111	213	Peak
2		2483.500	29.61	31.71	61.32	-12.68	74.00	111	213	Peak
3	*	2489.080	31.26	31.73	62.99	-11.01	74.00	111	213	Peak

Note:

1. " *", means this data is the worst emission level.
2. C.F (Correction Factor) = Antenna Factor (dB/m)+ Cable Loss (dB).
3. Measurement (dBuV/m) = Reading(dBuV) + C.F (Correction Factor).
4. The emission levels of other frequencies are very lower than the limit and not show in test report.

EUT	BE3600 Dual-Band Wi-Fi 7 Gaming Router	Date of Test	2025-04-17
Factor	DRH18-E	Temp. / Humidity	21°C /63%
Polarity	Horizontal	Site / Test Engineer	AC2 / Aby
Test Mode	802.11be-20MHz_TX_CH 10_ANT 0+1	Test Voltage	AC 120V/60Hz

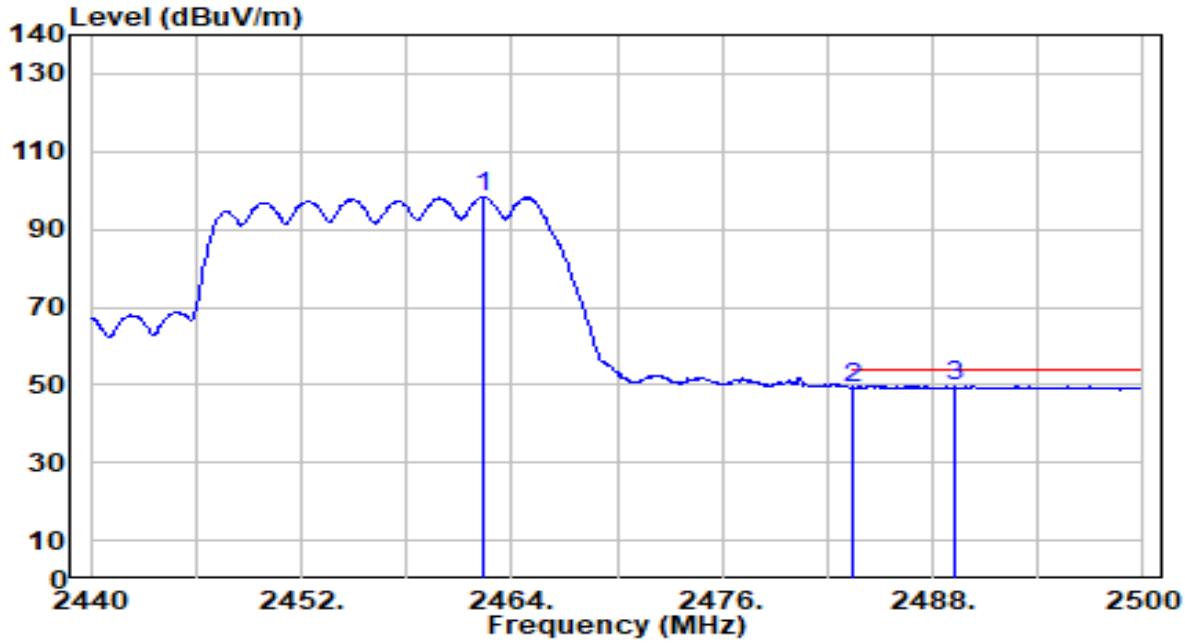

No		Frequency (MHz)	Reading (dBuV)	C.F (dB/m)	Measurement (dBuV/m)	Margin (dB)	Limit (dBuV/m)	Height (cm)	Angle (deg)	Remark (QP/PK/AV)
1		2462.320	66.67	31.65	98.31	N/A	N/A	111	213	Average
2		2483.500	17.36	31.71	49.07	-4.93	54.00	111	213	Average
3	*	2489.260	18.01	31.73	49.74	-4.26	54.00	111	213	Average

Note:

1. " *", means this data is the worst emission level.
2. C.F (Correction Factor) = Antenna Factor (dB/m)+ Cable Loss (dB).
3. Measurement (dBuV/m) = Reading(dBuV) + C.F (Correction Factor).
4. The emission levels of other frequencies are very lower than the limit and not show in test report.

EUT	BE3600 Dual-Band Wi-Fi 7 Gaming Router	Date of Test	2025-04-17
Factor	DRH18-E	Temp. / Humidity	21°C /63%
Polarity	Vertical	Site / Test Engineer	AC2 / Aby
Test Mode	802.11be-20MHz_TX_CH 10_ANT 0+1	Test Voltage	AC 120V/60Hz

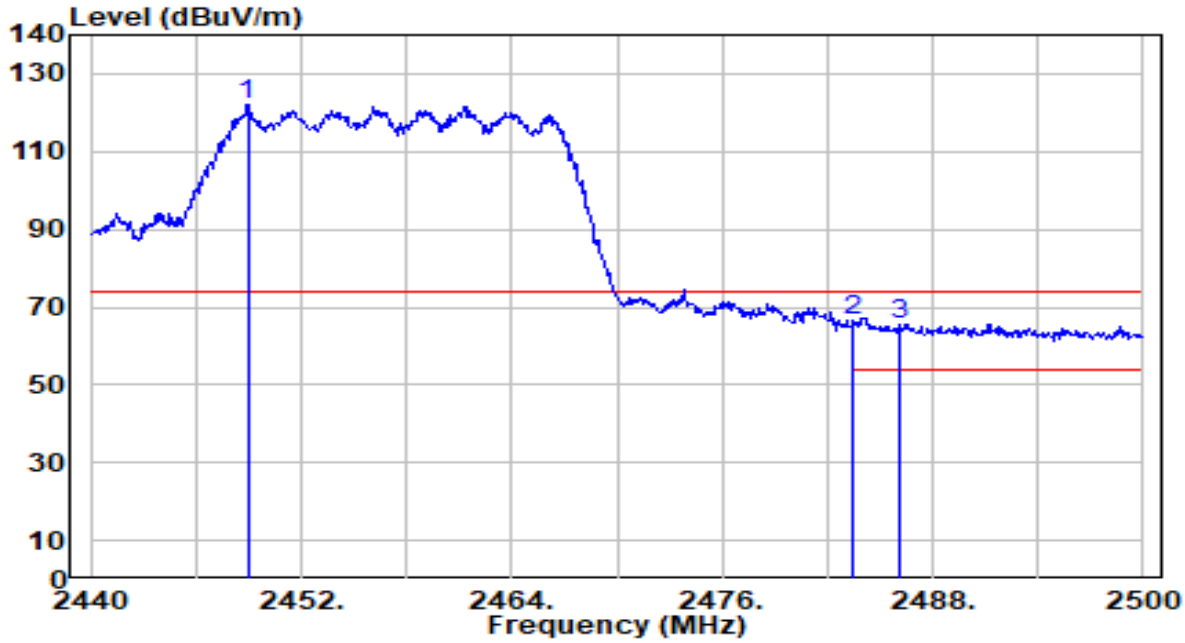

No		Frequency (MHz)	Reading (dBuV)	C.F (dB/m)	Measurement (dBuV/m)	Margin (dB)	Limit (dBuV/m)	Height (cm)	Angle (deg)	Remark (QP/PK/AV)
1		2448.940	90.39	31.60	121.99	N/A	N/A	100	34	Peak
2	*	2483.500	34.85	31.71	66.56	-7.44	74.00	100	34	Peak
3		2486.080	34.05	31.72	65.77	-8.23	74.00	100	34	Peak

Note:

1. " *", means this data is the worst emission level.
2. C.F (Correction Factor) = Antenna Factor (dB/m)+ Cable Loss (dB).
3. Measurement (dBuV/m) = Reading(dBuV) + C.F (Correction Factor).
4. The emission levels of other frequencies are very lower than the limit and not show in test report.

EUT	BE3600 Dual-Band Wi-Fi 7 Gaming Router	Date of Test	2025-04-17
Factor	DRH18-E	Temp. / Humidity	21°C /63%
Polarity	Vertical	Site / Test Engineer	AC2 / Aby
Test Mode	802.11be-20MHz_TX_CH 10_ANT 0+1	Test Voltage	AC 120V/60Hz

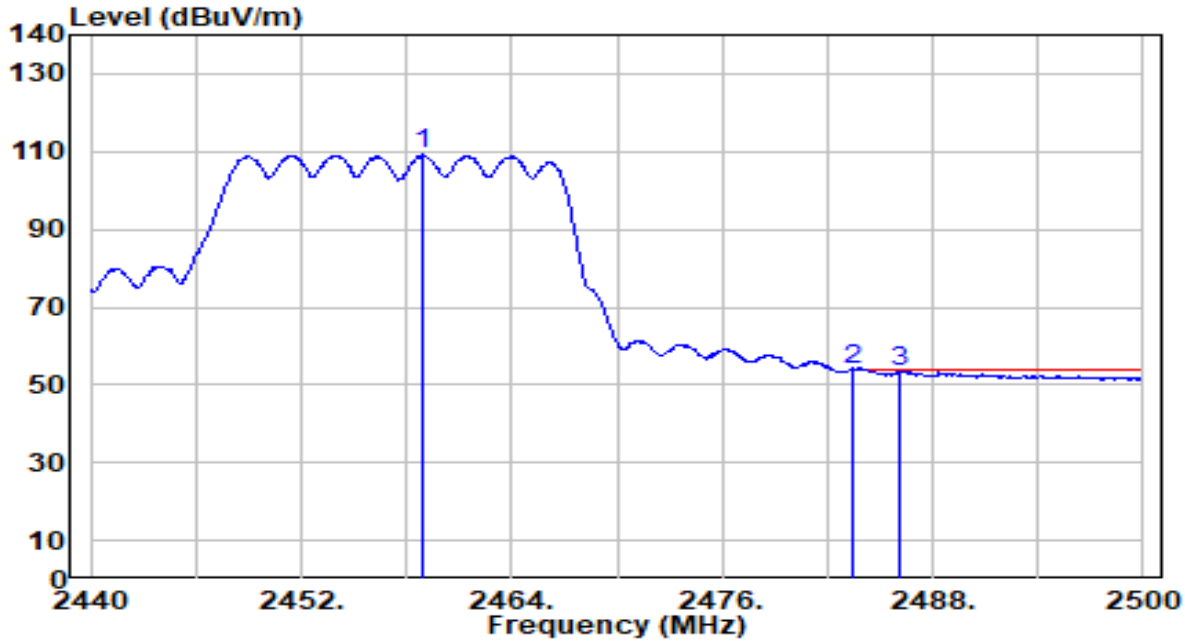

No		Frequency (MHz)	Reading (dBuV)	C.F (dB/m)	Measurement (dBuV/m)	Margin (dB)	Limit (dBuV/m)	Height (cm)	Angle (deg)	Remark (QP/PK/AV)
1		2458.960	77.51	31.64	109.15	N/A	N/A	100	34	Average
2	*	2483.500	22.07	31.71	53.78	-0.22	54.00	100	34	Average
3		2486.080	21.73	31.72	53.44	-0.56	54.00	100	34	Average

Note:

1. " *", means this data is the worst emission level.
2. C.F (Correction Factor) = Antenna Factor (dB/m)+ Cable Loss (dB).
3. Measurement (dBuV/m) = Reading(dBuV) + C.F (Correction Factor).
4. The emission levels of other frequencies are very lower than the limit and not show in test report.

EUT	BE3600 Dual-Band Wi-Fi 7 Gaming Router	Date of Test	2025-04-17
Factor	DRH18-E	Temp. / Humidity	21°C /63%
Polarity	Horizontal	Site / Test Engineer	AC2 / Aby
Test Mode	802.11be-20MHz_TX_CH 11_ANT 0+1	Test Voltage	AC 120V/60Hz

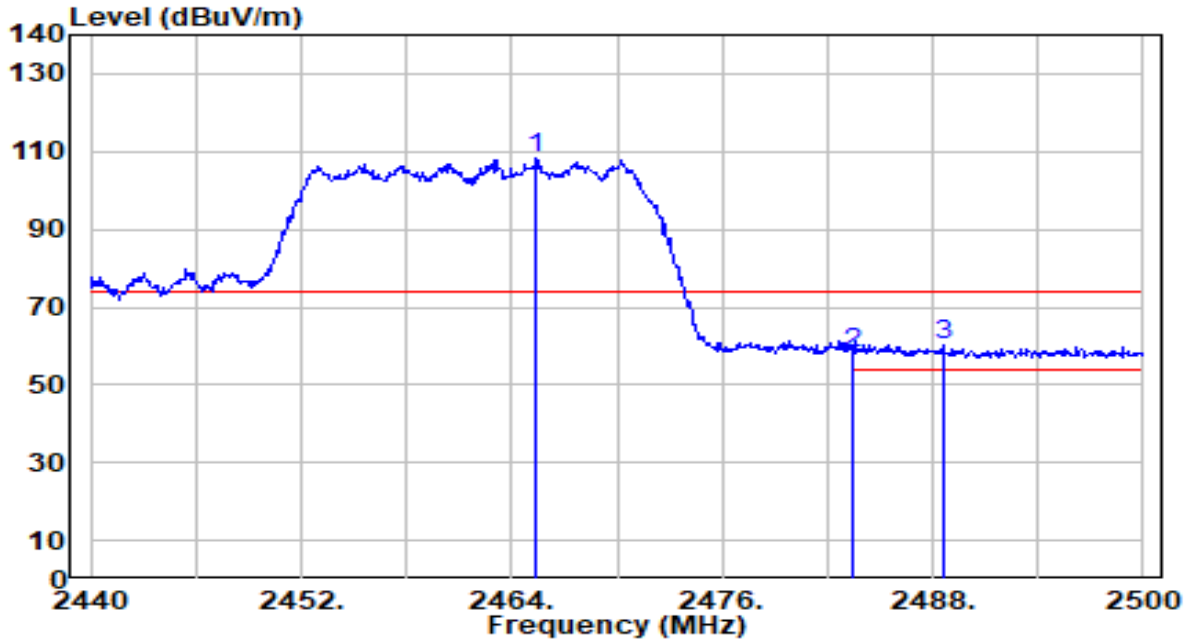

No		Frequency (MHz)	Reading (dBuV)	C.F (dB/m)	Measurement (dBuV/m)	Margin (dB)	Limit (dBuV/m)	Height (cm)	Angle (deg)	Remark (QP/PK/AV)
1		2465.380	76.71	31.65	108.37	N/A	N/A	114	200	Peak
2		2483.500	26.41	31.71	58.12	-15.88	74.00	114	200	Peak
3	*	2488.600	28.60	31.73	60.32	-13.68	74.00	114	200	Peak

Note:

1. " *", means this data is the worst emission level.
2. C.F (Correction Factor) = Antenna Factor (dB/m)+ Cable Loss (dB).
3. Measurement (dBuV/m) = Reading(dBuV) + C.F (Correction Factor).
4. The emission levels of other frequencies are very lower than the limit and not show in test report.

EUT	BE3600 Dual-Band Wi-Fi 7 Gaming Router	Date of Test	2025-04-17
Factor	DRH18-E	Temp. / Humidity	21°C /63%
Polarity	Horizontal	Site / Test Engineer	AC2 / Aby
Test Mode	802.11be-20MHz_TX_CH 11_ANT 0+1	Test Voltage	AC 120V/60Hz

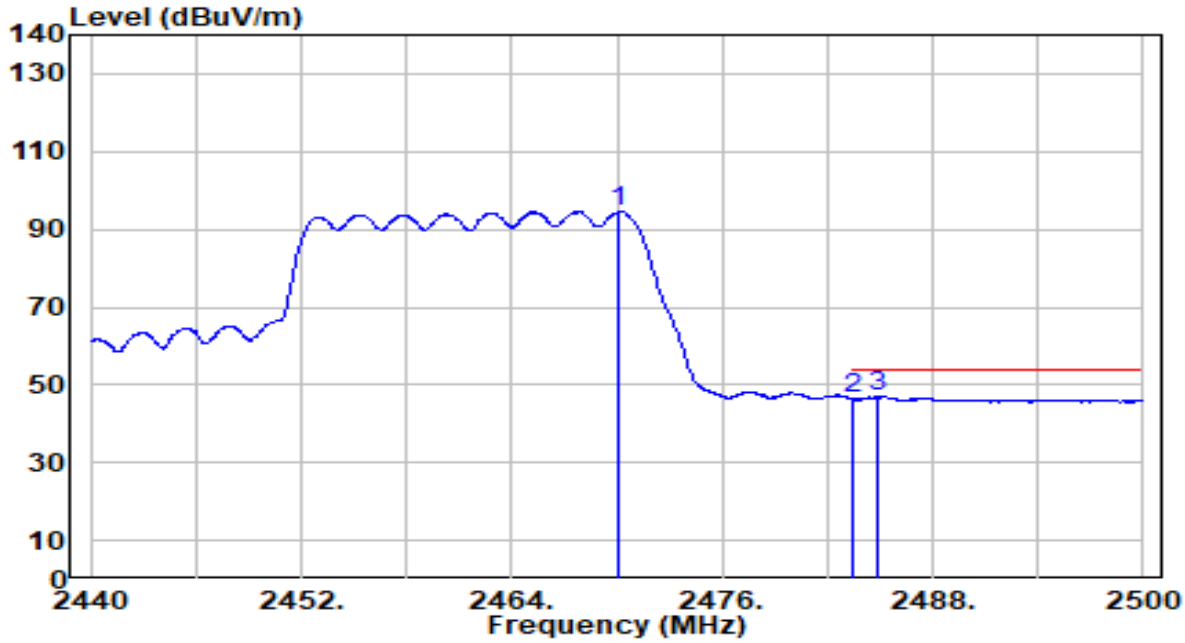

No		Frequency (MHz)	Reading (dBuV)	C.F (dB/m)	Measurement (dBuV/m)	Margin (dB)	Limit (dBuV/m)	Height (cm)	Angle (deg)	Remark (QP/PK/AV)
1		2470.120	62.92	31.67	94.59	N/A	N/A	114	200	Average
2		2483.500	14.58	31.71	46.29	-7.71	54.00	114	200	Average
3	*	2484.880	15.23	31.71	46.95	-7.05	54.00	114	200	Average

Note:

1. " *", means this data is the worst emission level.
2. C.F (Correction Factor) = Antenna Factor (dB/m)+ Cable Loss (dB).
3. Measurement (dBuV/m) = Reading(dBuV) + C.F (Correction Factor).
4. The emission levels of other frequencies are very lower than the limit and not show in test report.

EUT	BE3600 Dual-Band Wi-Fi 7 Gaming Router	Date of Test	2025-04-17
Factor	DRH18-E	Temp. / Humidity	21°C /63%
Polarity	Vertical	Site / Test Engineer	AC2 / Aby
Test Mode	802.11be-20MHz_TX_CH 11_ANT 0+1	Test Voltage	AC 120V/60Hz

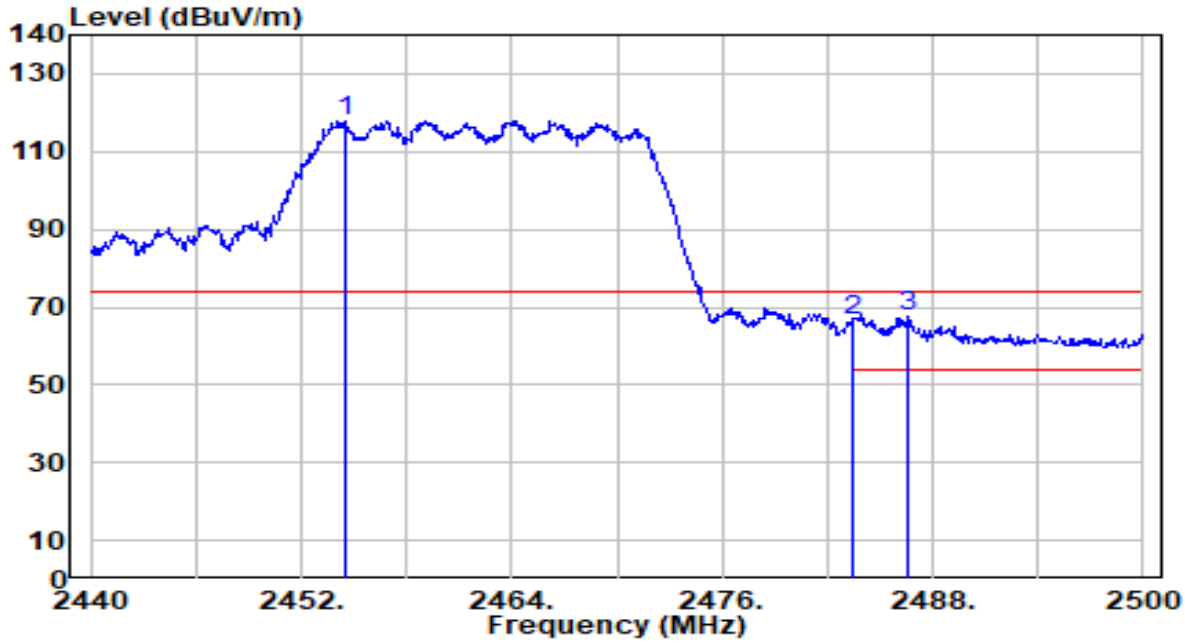

No		Frequency (MHz)	Reading (dBuV)	C.F (dB/m)	Measurement (dBuV/m)	Margin (dB)	Limit (dBuV/m)	Height (cm)	Angle (deg)	Remark (QP/PK/AV)
1		2454.520	86.32	31.62	117.94	N/A	N/A	113	340	Peak
2		2483.500	35.06	31.71	66.77	-7.23	74.00	113	340	Peak
3	*	2486.620	35.86	31.72	67.58	-6.42	74.00	113	340	Peak

Note:

1. " *", means this data is the worst emission level.
2. C.F (Correction Factor) = Antenna Factor (dB/m)+ Cable Loss (dB).
3. Measurement (dBuV/m) = Reading(dBuV) + C.F (Correction Factor).
4. The emission levels of other frequencies are very lower than the limit and not show in test report.

EUT	BE3600 Dual-Band Wi-Fi 7 Gaming Router	Date of Test	2025-04-17
Factor	DRH18-E	Temp. / Humidity	21°C /63%
Polarity	Vertical	Site / Test Engineer	AC2 / Aby
Test Mode	802.11be-20MHz_TX_CH 11_ANT 0+1	Test Voltage	AC 120V/60Hz

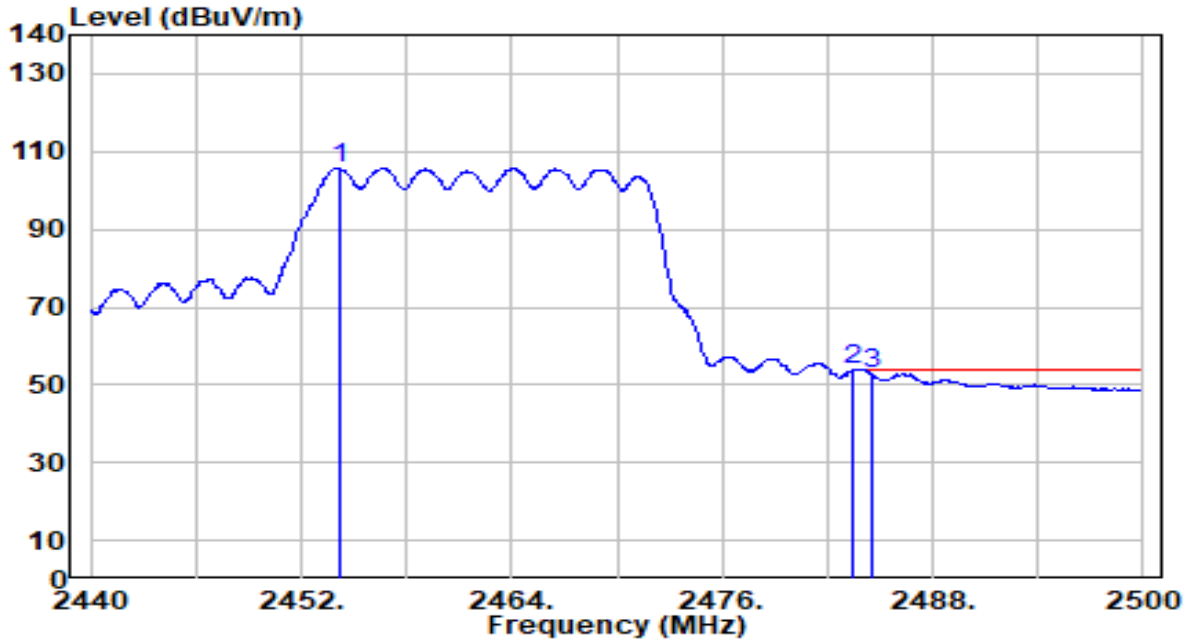

No		Frequency (MHz)	Reading (dBuV)	C.F (dB/m)	Measurement (dBuV/m)	Margin (dB)	Limit (dBuV/m)	Height (cm)	Angle (deg)	Remark (QP/PK/AV)
1		2454.220	74.12	31.62	105.74	N/A	N/A	113	340	Average
2	*	2483.500	22.13	31.71	53.84	-0.16	54.00	113	340	Average
3		2484.520	21.14	31.71	52.85	-1.15	54.00	113	340	Average

Note:

1. " *", means this data is the worst emission level.
2. C.F (Correction Factor) = Antenna Factor (dB/m)+ Cable Loss (dB).
3. Measurement (dBuV/m) = Reading(dBuV) + C.F (Correction Factor).
4. The emission levels of other frequencies are very lower than the limit and not show in test report.

EUT	BE3600 Dual-Band Wi-Fi 7 Gaming Router	Date of Test	2025-04-14
Factor	DRH18-E	Temp. / Humidity	21°C /63%
Polarity	Horizontal	Site / Test Engineer	AC2 / Aby
Test Mode	802.11be-40MHz_TX_CH 3_ANT 0+1	Test Voltage	AC 120V/60Hz

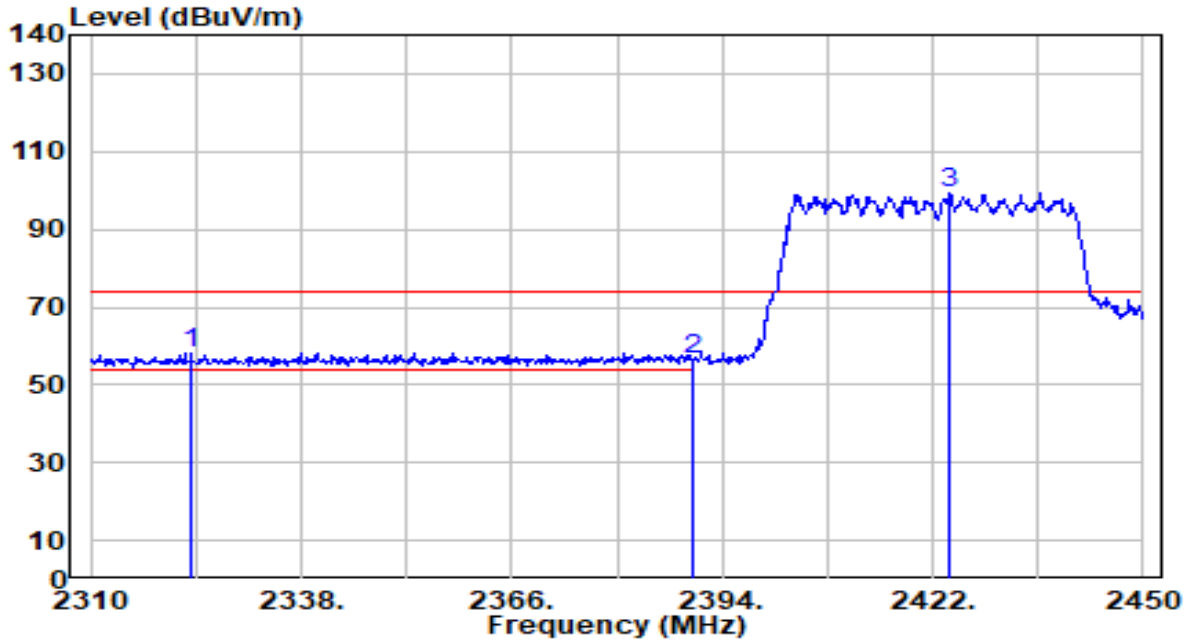

No		Frequency (MHz)	Reading (dBuV)	C.F (dB/m)	Measurement (dBuV/m)	Margin (dB)	Limit (dBuV/m)	Height (cm)	Angle (deg)	Remark (QP/PK/AV)
1	*	2323.300	27.07	31.22	58.29	-15.71	74.00	190	26	Peak
2		2390.000	25.14	31.43	56.56	-17.44	74.00	190	26	Peak
3		2424.240	68.05	31.53	99.58	N/A	N/A	190	26	Peak

Note:

1. " *", means this data is the worst emission level.
2. C.F (Correction Factor) = Antenna Factor (dB/m)+ Cable Loss (dB).
3. Measurement (dBuV/m) = Reading(dBuV) + C.F (Correction Factor).
4. The emission levels of other frequencies are very lower than the limit and not show in test report.

EUT	BE3600 Dual-Band Wi-Fi 7 Gaming Router	Date of Test	2025-04-14
Factor	DRH18-E	Temp. / Humidity	21°C /63%
Polarity	Horizontal	Site / Test Engineer	AC2 / Aby
Test Mode	802.11be-40MHz_TX_CH 3_ANT 0+1	Test Voltage	AC 120V/60Hz

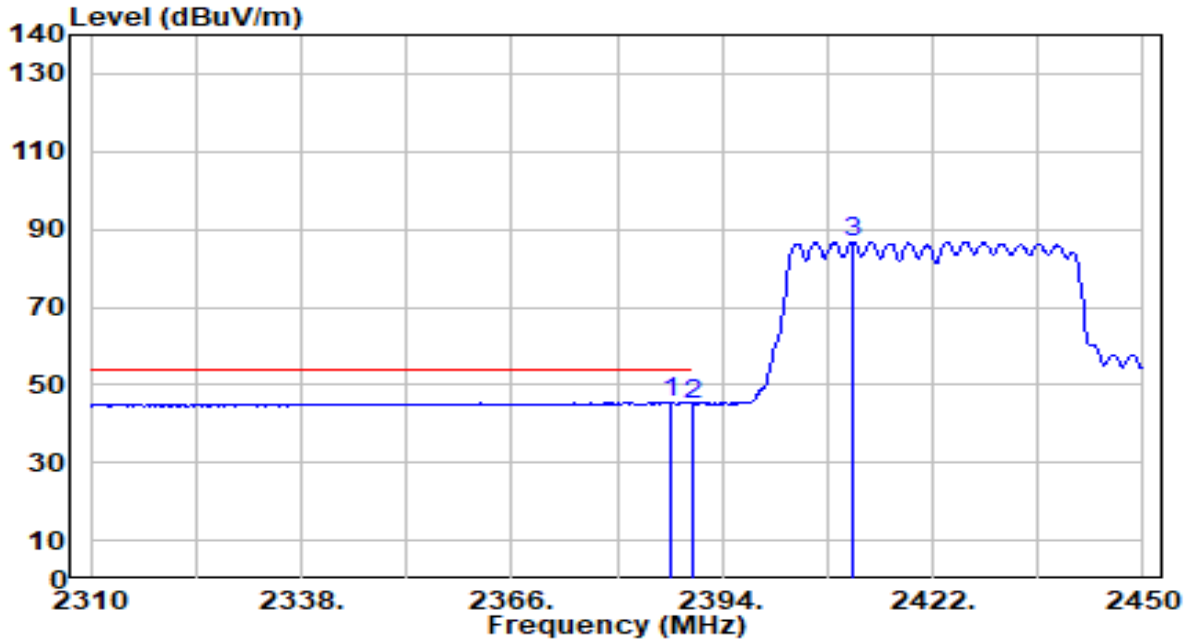

No		Frequency (MHz)	Reading (dBuV)	C.F (dB/m)	Measurement (dBuV/m)	Margin (dB)	Limit (dBuV/m)	Height (cm)	Angle (deg)	Remark (QP/PK/AV)
1	*	2387.000	14.08	31.42	45.49	-8.51	54.00	190	26	Average
2		2390.000	13.62	31.43	45.05	-8.95	54.00	190	26	Average
3		2411.360	55.29	31.49	86.78	N/A	N/A	190	26	Average

Note:

1. " *", means this data is the worst emission level.
2. C.F (Correction Factor) = Antenna Factor (dB/m)+ Cable Loss (dB).
3. Measurement (dBuV/m) = Reading(dBuV) + C.F (Correction Factor).
4. The emission levels of other frequencies are very lower than the limit and not show in test report.

EUT	BE3600 Dual-Band Wi-Fi 7 Gaming Router	Date of Test	2025-04-14
Factor	DRH18-E	Temp. / Humidity	21°C /63%
Polarity	Vertical	Site / Test Engineer	AC2 / Aby
Test Mode	802.11be-40MHz_TX_CH 3_ANT 0+1	Test Voltage	AC 120V/60Hz

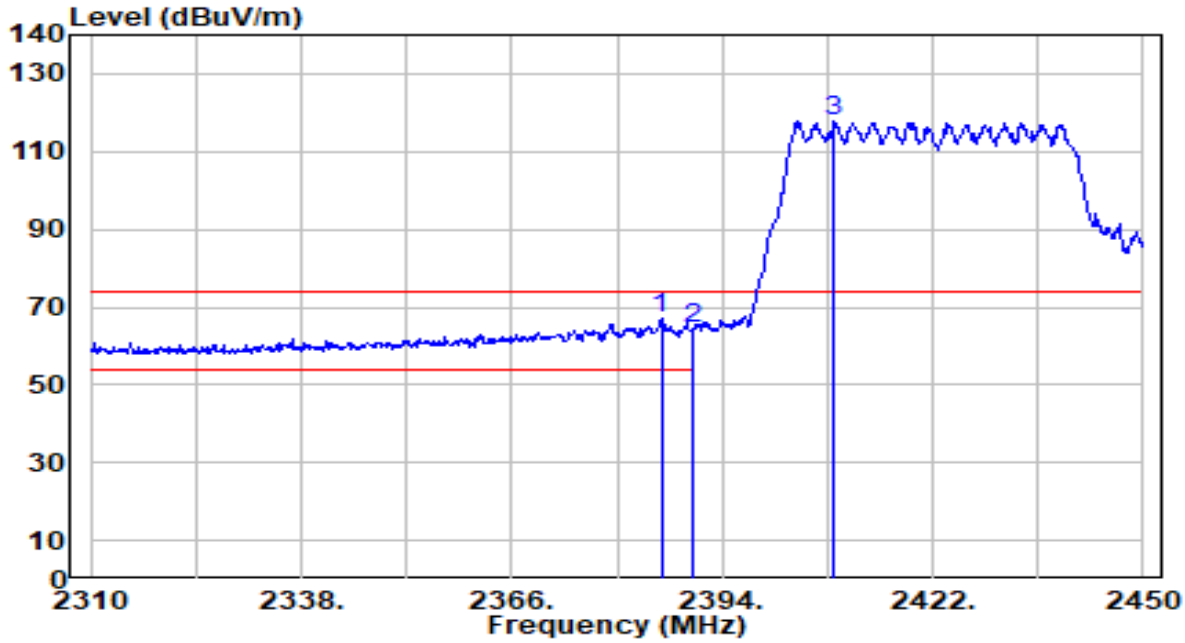

No		Frequency (MHz)	Reading (dBuV)	C.F (dB/m)	Measurement (dBuV/m)	Margin (dB)	Limit (dBuV/m)	Height (cm)	Angle (deg)	Remark (QP/PK/AV)
1	*	2385.880	35.50	31.41	66.92	-7.08	74.00	106	203	Peak
2		2390.000	32.93	31.43	64.35	-9.65	74.00	106	203	Peak
3		2408.840	86.39	31.48	117.88	N/A	N/A	106	203	Peak

Note:

1. " *", means this data is the worst emission level.
2. C.F (Correction Factor) = Antenna Factor (dB/m)+ Cable Loss (dB).
3. Measurement (dBuV/m) = Reading(dBuV) + C.F (Correction Factor).
4. The emission levels of other frequencies are very lower than the limit and not show in test report.

EUT	BE3600 Dual-Band Wi-Fi 7 Gaming Router	Date of Test	2025-04-14
Factor	DRH18-E	Temp. / Humidity	21°C /63%
Polarity	Vertical	Site / Test Engineer	AC2 / Aby
Test Mode	802.11be-40MHz_TX_CH 3_ANT 0+1	Test Voltage	AC 120V/60Hz

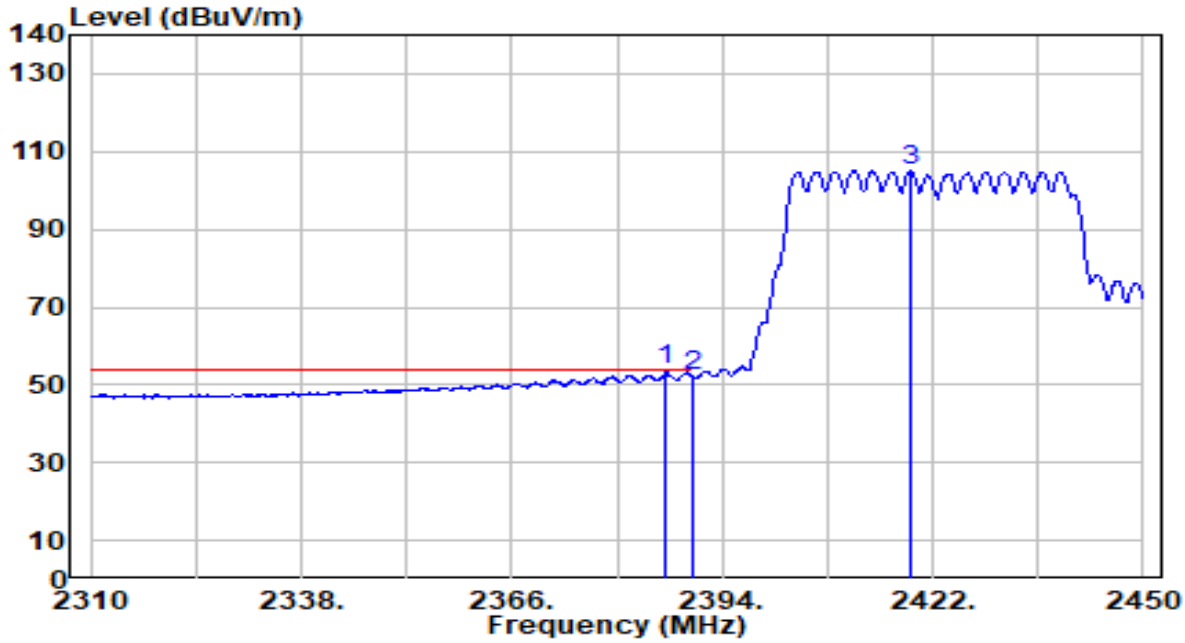

No		Frequency (MHz)	Reading (dBuV)	C.F (dB/m)	Measurement (dBuV/m)	Margin (dB)	Limit (dBuV/m)	Height (cm)	Angle (deg)	Remark (QP/PK/AV)
1	*	2386.580	22.29	31.42	53.71	-0.29	54.00	106	203	Average
2		2390.000	20.88	31.43	52.30	-1.70	54.00	106	203	Average
3		2419.060	73.40	31.51	104.91	N/A	N/A	106	203	Average

Note:

1. " *", means this data is the worst emission level.
2. C.F (Correction Factor) = Antenna Factor (dB/m)+ Cable Loss (dB).
3. Measurement (dBuV/m) = Reading(dBuV) + C.F (Correction Factor).
4. The emission levels of other frequencies are very lower than the limit and not show in test report.

EUT	BE3600 Dual-Band Wi-Fi 7 Gaming Router	Date of Test	2025-04-14
Factor	DRH18-E	Temp. / Humidity	21°C /63%
Polarity	Horizontal	Site / Test Engineer	AC2 / Aby
Test Mode	802.11be-40MHz_TX_CH 6_ANT 0+1	Test Voltage	AC 120V/60Hz

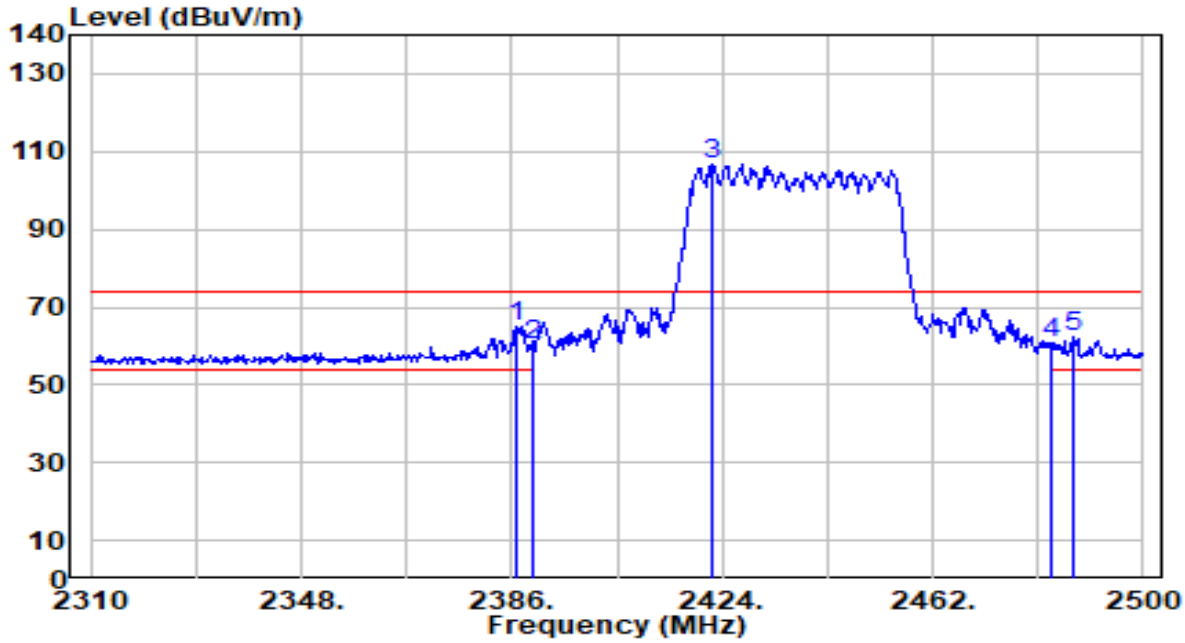

No		Frequency (MHz)	Reading (dBuV)	C.F (dB/m)	Measurement (dBuV/m)	Margin (dB)	Limit (dBuV/m)	Height (cm)	Angle (deg)	Remark (QP/PK/AV)
1	*	2386.950	33.44	31.42	64.86	-9.14	74.00	160	345	Peak
2		2390.000	28.71	31.43	60.14	-13.86	74.00	160	345	Peak
3		2422.100	75.41	31.52	106.93	N/A	N/A	160	345	Peak
4		2483.500	29.13	31.71	60.84	-13.16	74.00	160	345	Peak
5		2487.460	30.79	31.72	62.51	-11.49	74.00	160	345	Peak

Note:

1. " *", means this data is the worst emission level.
2. C.F (Correction Factor) = Antenna Factor (dB/m)+ Cable Loss (dB).
3. Measurement (dBuV/m) = Reading(dBuV) + C.F (Correction Factor).
4. The emission levels of other frequencies are very lower than the limit and not show in test report.

EUT	BE3600 Dual-Band Wi-Fi 7 Gaming Router	Date of Test	2025-04-14
Factor	DRH18-E	Temp. / Humidity	21°C /63%
Polarity	Horizontal	Site / Test Engineer	AC2 / Aby
Test Mode	802.11be-40MHz_TX_CH 6_ANT 0+1	Test Voltage	AC 120V/60Hz

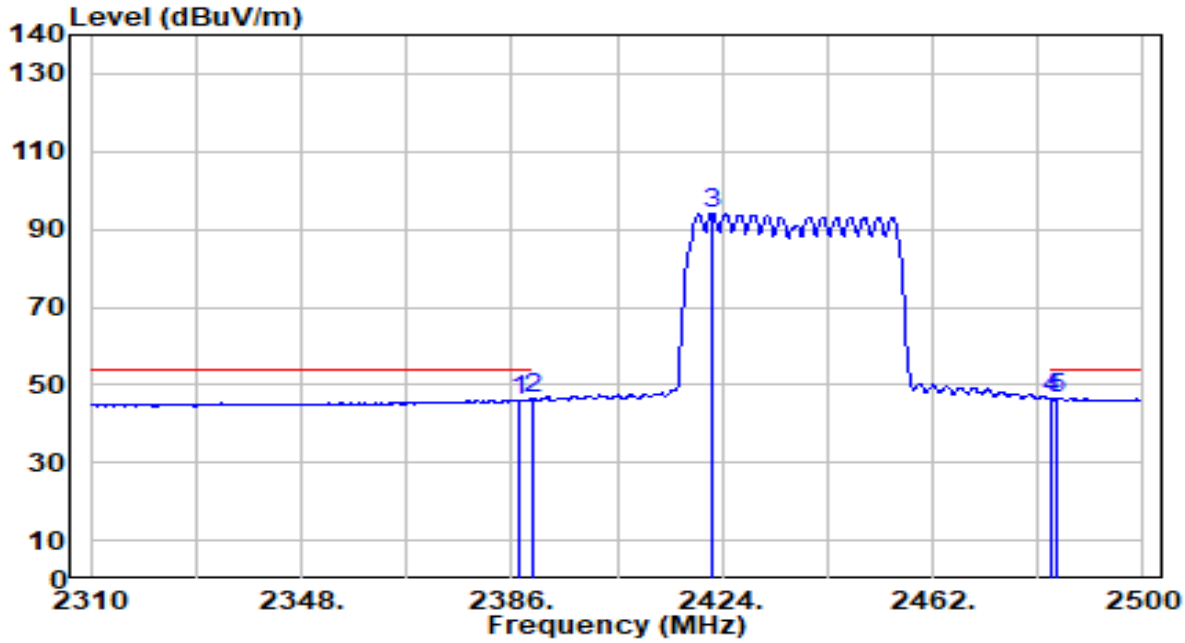

No		Frequency (MHz)	Reading (dBuV)	C.F (dB/m)	Measurement (dBuV/m)	Margin (dB)	Limit (dBuV/m)	Height (cm)	Angle (deg)	Remark (QP/PK/AV)
1		2387.140	14.81	31.42	46.22	-7.78	54.00	160	345	Average
2		2390.000	14.99	31.43	46.42	-7.58	54.00	160	345	Average
3		2422.100	62.48	31.52	94.00	N/A	N/A	160	345	Average
4		2483.500	14.52	31.71	46.23	-7.77	54.00	160	345	Average
5	*	2484.230	14.96	31.71	46.67	-7.33	54.00	160	345	Average

Note:

1. " *", means this data is the worst emission level.
2. C.F (Correction Factor) = Antenna Factor (dB/m)+ Cable Loss (dB).
3. Measurement (dBuV/m) = Reading(dBuV) + C.F (Correction Factor).
4. The emission levels of other frequencies are very lower than the limit and not show in test report.

EUT	BE3600 Dual-Band Wi-Fi 7 Gaming Router	Date of Test	2025-04-14
Factor	DRH18-E	Temp. / Humidity	21°C /63%
Polarity	Vertical	Site / Test Engineer	AC2 / Aby
Test Mode	802.11be-40MHz_TX_CH 6_ANT 0+1	Test Voltage	AC 120V/60Hz

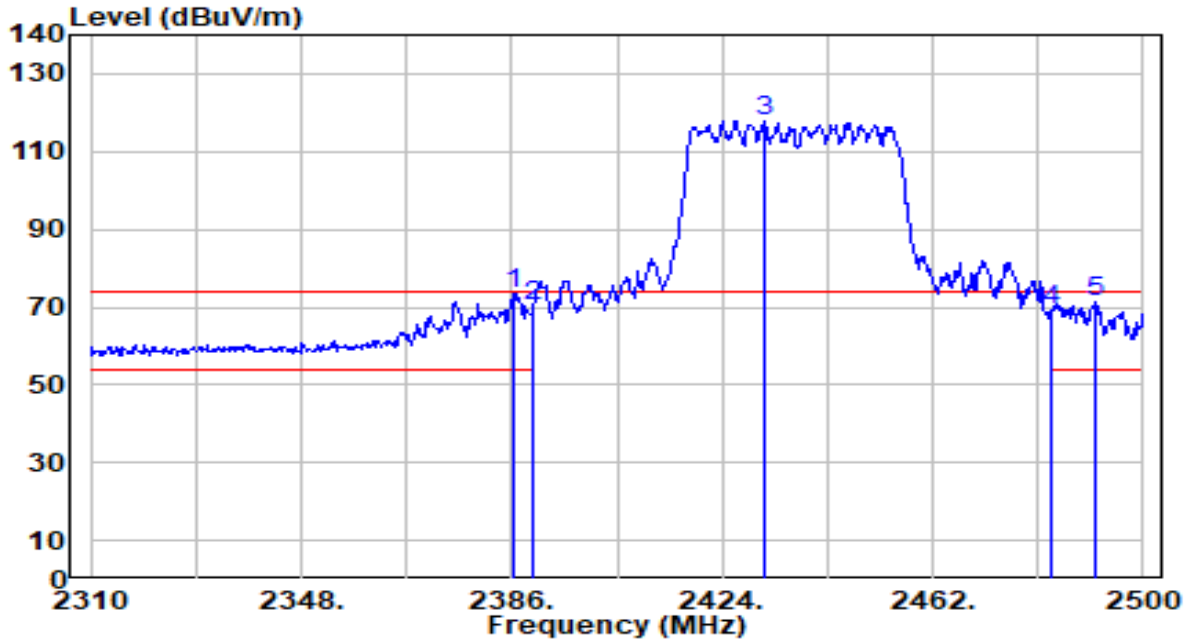

No		Frequency (MHz)	Reading (dBuV)	C.F (dB/m)	Measurement (dBuV/m)	Margin (dB)	Limit (dBuV/m)	Height (cm)	Angle (deg)	Remark (QP/PK/AV)
1	*	2386.380	42.12	31.41	73.53	-0.47	74.00	147	336	Peak
2		2390.000	38.64	31.43	70.07	-3.93	74.00	147	336	Peak
3		2431.600	86.41	31.55	117.96	N/A	N/A	147	336	Peak
4		2483.500	37.50	31.71	69.21	-4.79	74.00	147	336	Peak
5		2491.450	39.40	31.73	71.14	-2.86	74.00	147	336	Peak

Note:

1. " *", means this data is the worst emission level.
2. C.F (Correction Factor) = Antenna Factor (dB/m)+ Cable Loss (dB).
3. Measurement (dBuV/m) = Reading(dBuV) + C.F (Correction Factor).
4. The emission levels of other frequencies are very lower than the limit and not show in test report.

EUT	BE3600 Dual-Band Wi-Fi 7 Gaming Router	Date of Test	2025-04-14
Factor	DRH18-E	Temp. / Humidity	21°C /63%
Polarity	Horizontal	Site / Test Engineer	AC2 / Aby
Test Mode	802.11be-40MHz_TX_CH 6_ANT 0+1	Test Voltage	AC 120V/60Hz

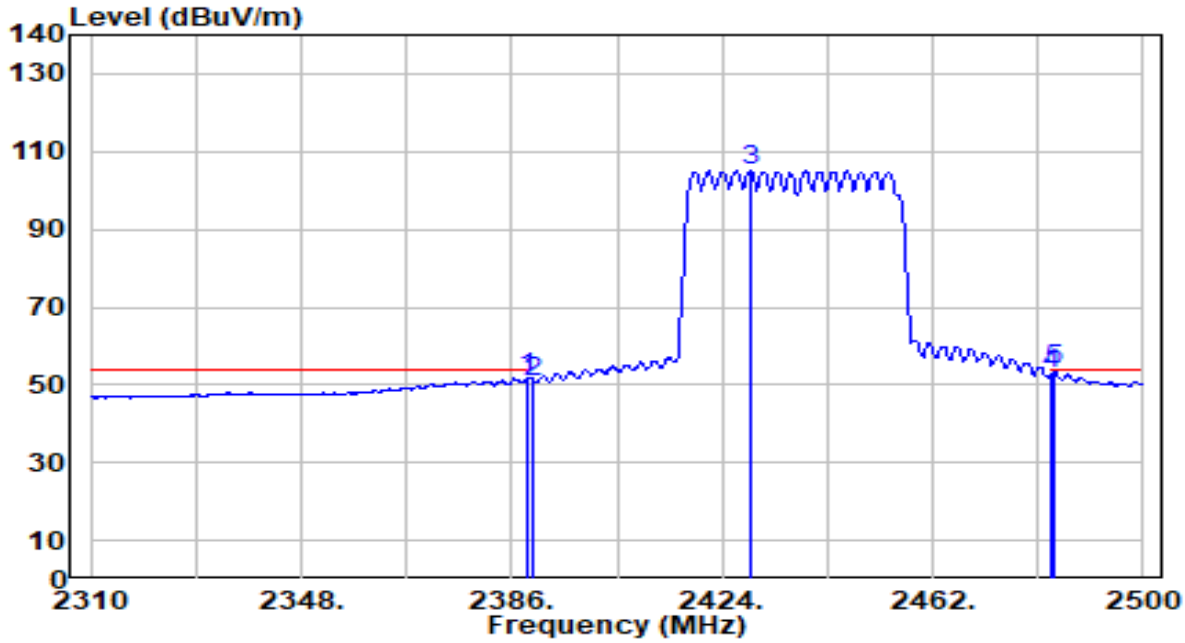

No		Frequency (MHz)	Reading (dBuV)	C.F (dB/m)	Measurement (dBuV/m)	Margin (dB)	Limit (dBuV/m)	Height (cm)	Angle (deg)	Remark (QP/PK/AV)
1		2388.850	20.32	31.42	51.74	-2.26	54.00	147	336	Average
2		2390.000	19.45	31.43	50.88	-3.12	54.00	147	336	Average
3		2428.940	73.52	31.54	105.06	N/A	N/A	147	336	Average
4		2483.500	21.33	31.71	53.04	-0.96	54.00	147	336	Average
5	*	2484.040	22.04	31.71	53.75	-0.25	54.00	147	336	Average

Note:

1. " *", means this data is the worst emission level.
2. C.F (Correction Factor) = Antenna Factor (dB/m)+ Cable Loss (dB).
3. Measurement (dBuV/m) = Reading(dBuV) + C.F (Correction Factor).
4. The emission levels of other frequencies are very lower than the limit and not show in test report.

EUT	BE3600 Dual-Band Wi-Fi 7 Gaming Router	Date of Test	2025-04-14
Factor	DRH18-E	Temp. / Humidity	21°C /63%
Polarity	Horizontal	Site / Test Engineer	AC2 / Aby
Test Mode	802.11be-40MHz_TX_CH 9_ANT 0+1	Test Voltage	AC 120V/60Hz

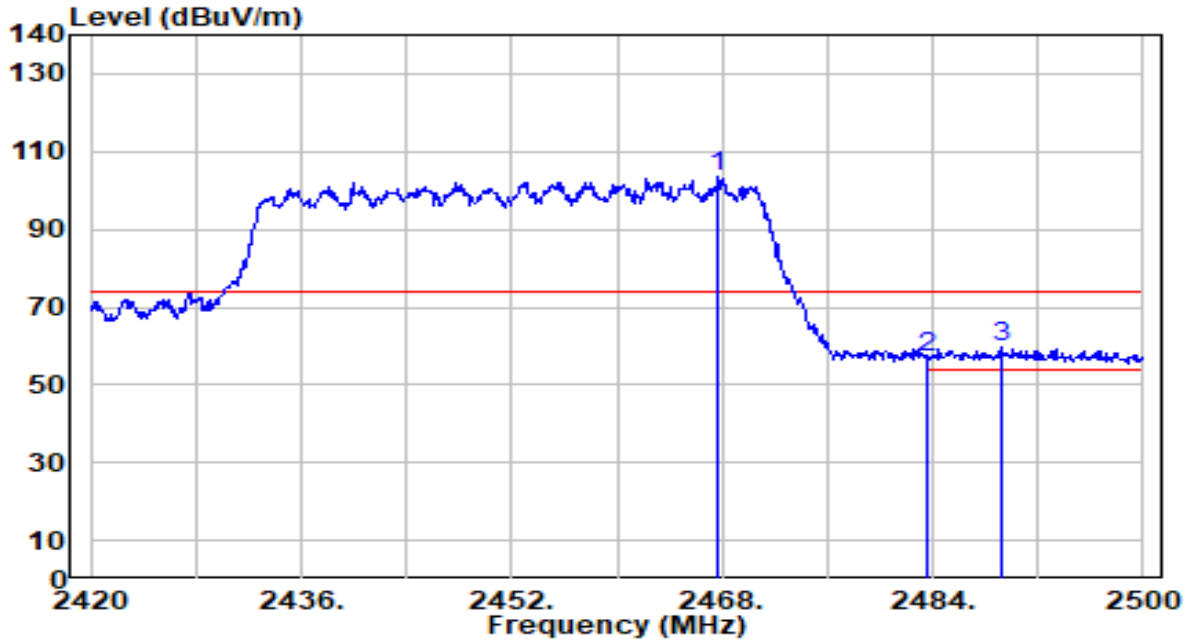

No		Frequency (MHz)	Reading (dBuV)	C.F (dB/m)	Measurement (dBuV/m)	Margin (dB)	Limit (dBuV/m)	Height (cm)	Angle (deg)	Remark (QP/PK/AV)
1		2467.680	71.64	31.66	103.30	N/A	N/A	100	199	Peak
2		2483.500	25.08	31.71	56.79	-17.21	74.00	100	199	Peak
3	*	2489.200	27.88	31.73	59.61	-14.40	74.00	100	199	Peak

Note:

1. " *", means this data is the worst emission level.
2. C.F (Correction Factor) = Antenna Factor (dB/m)+ Cable Loss (dB).
3. Measurement (dBuV/m) = Reading(dBuV) + C.F (Correction Factor).
4. The emission levels of other frequencies are very lower than the limit and not show in test report.

EUT	BE3600 Dual-Band Wi-Fi 7 Gaming Router	Date of Test	2025-04-14
Factor	DRH18-E	Temp. / Humidity	21°C /63%
Polarity	Horizontal	Site / Test Engineer	AC2 / Aby
Test Mode	802.11be-40MHz_TX_CH 9_ANT 0+1	Test Voltage	AC 120V/60Hz

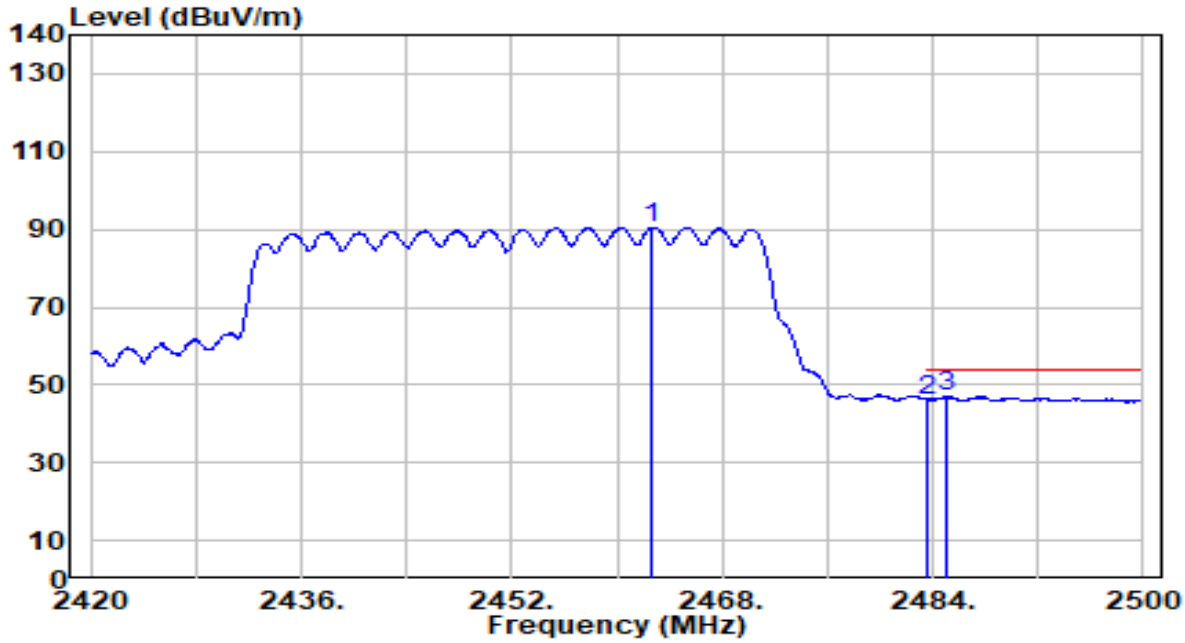

No		Frequency (MHz)	Reading (dBuV)	C.F (dB/m)	Measurement (dBuV/m)	Margin (dB)	Limit (dBuV/m)	Height (cm)	Angle (deg)	Remark (QP/PK/AV)
1		2462.640	58.90	31.65	90.54	N/A	N/A	100	199	Average
2		2483.500	14.49	31.71	46.20	-7.80	54.00	100	199	Average
3	*	2485.040	15.19	31.71	46.91	-7.09	54.00	100	199	Average

Note:

1. " *", means this data is the worst emission level.
2. C.F (Correction Factor) = Antenna Factor (dB/m)+ Cable Loss (dB).
3. Measurement (dBuV/m) = Reading(dBuV) + C.F (Correction Factor).
4. The emission levels of other frequencies are very lower than the limit and not show in test report.

EUT	BE3600 Dual-Band Wi-Fi 7 Gaming Router	Date of Test	2025-04-14
Factor	DRH18-E	Temp. / Humidity	21°C /63%
Polarity	Vertical	Site / Test Engineer	AC2 / Aby
Test Mode	802.11be-40MHz_TX_CH 9_ANT 0+1	Test Voltage	AC 120V/60Hz

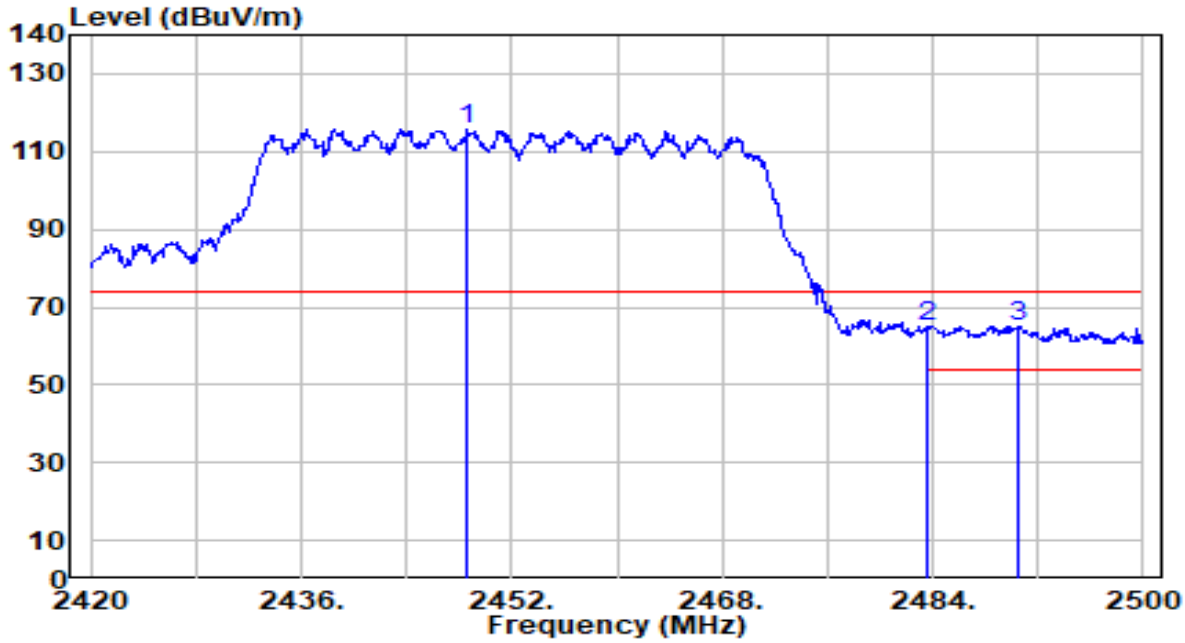

No		Frequency (MHz)	Reading (dBuV)	C.F (dB/m)	Measurement (dBuV/m)	Margin (dB)	Limit (dBuV/m)	Height (cm)	Angle (deg)	Remark (QP/PK/AV)
1		2448.640	84.20	31.60	115.80	N/A	N/A	112	204	Peak
2		2483.500	33.01	31.71	64.72	-9.28	74.00	112	204	Peak
3	*	2490.480	33.36	31.73	65.09	-8.91	74.00	112	204	Peak

Note:

1. " *", means this data is the worst emission level.
2. C.F (Correction Factor) = Antenna Factor (dB/m)+ Cable Loss (dB).
3. Measurement (dBuV/m) = Reading(dBuV) + C.F (Correction Factor).
4. The emission levels of other frequencies are very lower than the limit and not show in test report.

EUT	BE3600 Dual-Band Wi-Fi 7 Gaming Router	Date of Test	2025-04-14
Factor	DRH18-E	Temp. / Humidity	21°C /63%
Polarity	Vertical	Site / Test Engineer	AC2 / Aby
Test Mode	802.11be-40MHz_TX_CH 9_ANT 0+1	Test Voltage	AC 120V/60Hz

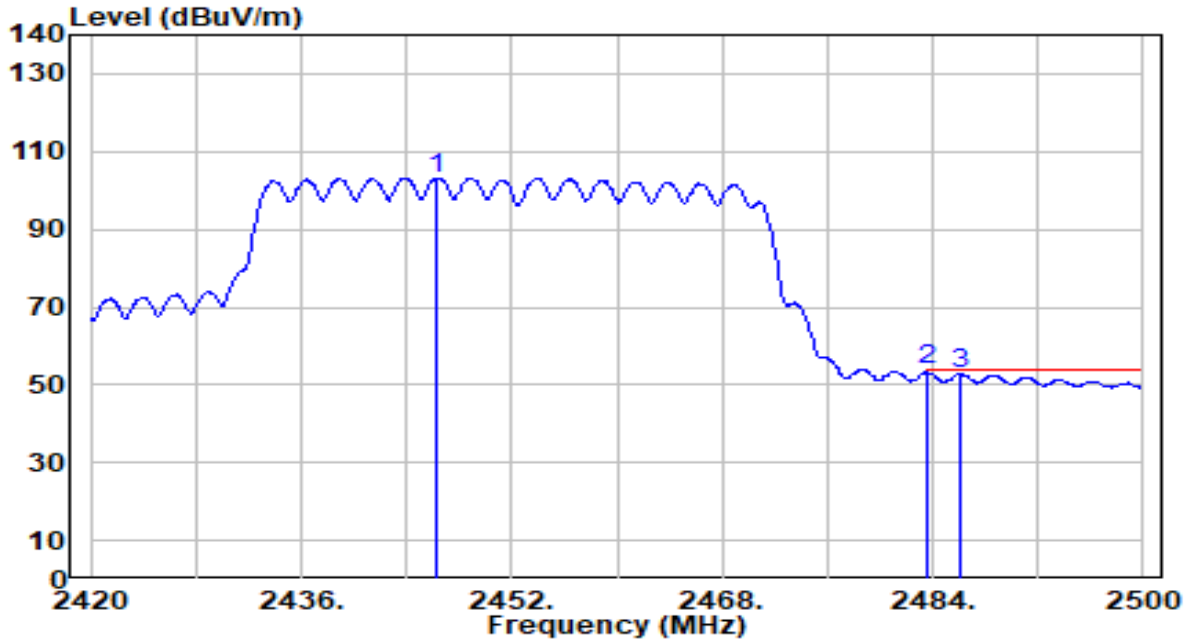

No		Frequency (MHz)	Reading (dBuV)	C.F (dB/m)	Measurement (dBuV/m)	Margin (dB)	Limit (dBuV/m)	Height (cm)	Angle (deg)	Remark (QP/PK/AV)
1		2446.320	71.68	31.60	103.28	N/A	N/A	112	204	Average
2	*	2483.500	22.06	31.71	53.77	-0.23	54.00	112	204	Average
3		2486.080	21.25	31.72	52.96	-1.04	54.00	112	204	Average

Note:

1. " *", means this data is the worst emission level.
2. C.F (Correction Factor) = Antenna Factor (dB/m)+ Cable Loss (dB).
3. Measurement (dBuV/m) = Reading(dBuV) + C.F (Correction Factor).
4. The emission levels of other frequencies are very lower than the limit and not show in test report.

7.8. AC Conducted Emissions Measurement

7.8.1.Test Limit

FCC Part 15 Subpart C Paragraph 15.207 Limits		
Frequency (MHz)	QP (dBuV)	AV (dBuV)
0.15 - 0.50	66 - 56	56 - 46
0.50 - 5.0	56	46
5.0 - 30	60	50

Note 1: The lower limit shall apply at the transition frequencies.

Note 2: The limit decreases linearly with the logarithm of the frequency in the range 0.15MHz to 0.5MHz.

7.8.2.Test Setup

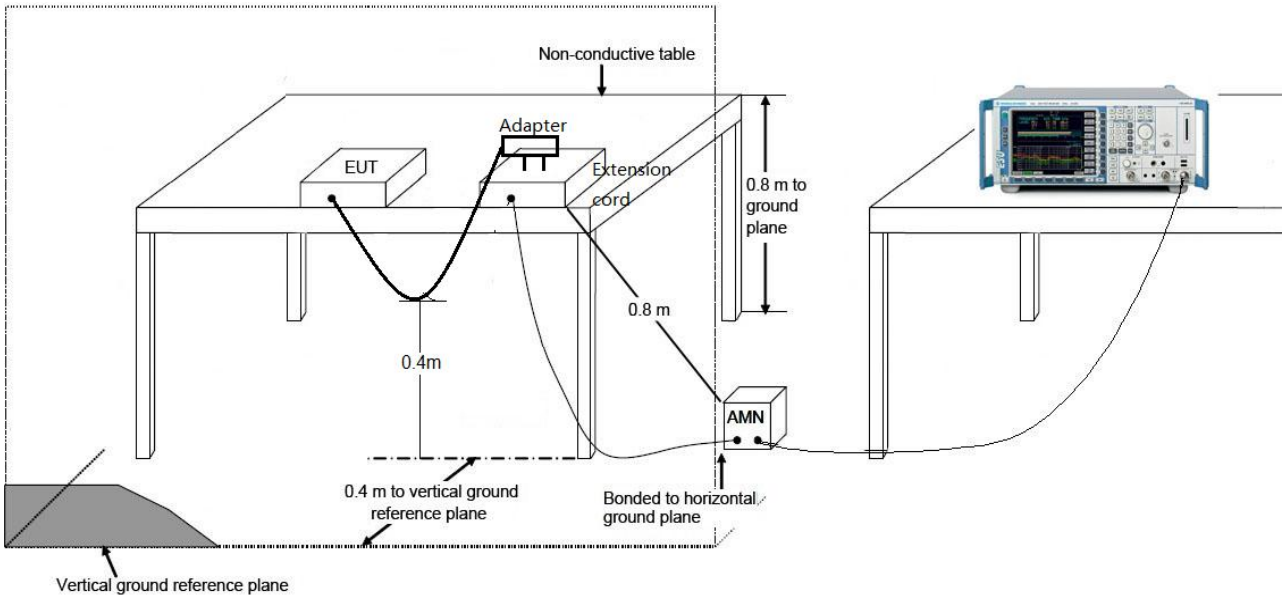

7.8.3.Test Result

EUT	BE3600 Dual-Band Wi-Fi 7 Gaming Router	Date of Test	2025-04-18
Factor	CE_ENV216-L1 (Filter ON)	Temp. / Humidity	24.2°C /54%
Polarity	Line1	Site / Test Engineer	SR2 / Ryan
Test Mode	802.11n-20MHz_TX_CH6_Ant 0+1	Test Voltage	AC 120V/60Hz

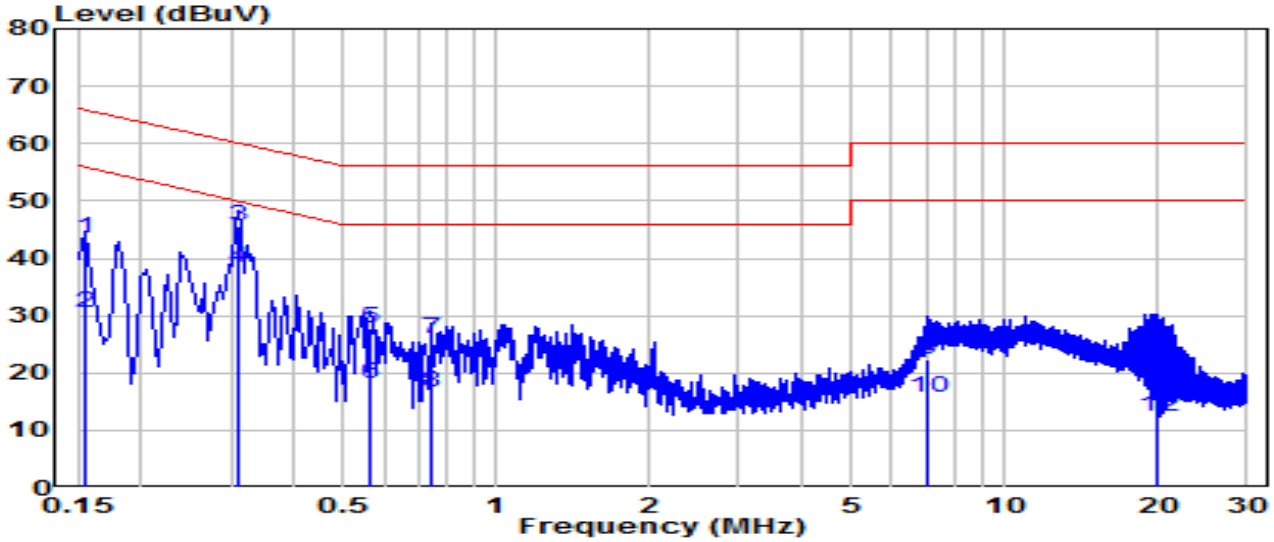

No		Frequency (MHz)	Reading (dBuV)	C.F (dB)	Measurement (dBuV)	Margin (dB)	Limit (dBuV)	Remark (QP/PK/AV)
1		0.154	33.81	9.63	43.44	-22.32	65.75	QP
2		0.154	20.93	9.63	30.56	-25.19	55.75	Average
3	*	0.312	35.84	9.63	45.46	-14.45	59.92	QP
4	*	0.312	28.65	9.63	38.28	-11.64	49.92	Average
5		0.564	18.01	9.65	27.65	-28.35	56.00	QP
6		0.564	8.37	9.65	18.01	-27.99	46.00	Average
7		0.748	16.20	9.66	25.85	-30.15	56.00	QP
8		0.748	6.95	9.66	16.61	-29.39	46.00	Average
9		7.070	12.43	9.80	22.22	-37.78	60.00	QP
10		7.070	6.00	9.80	15.80	-34.20	50.00	Average
11		19.984	13.23	9.94	23.17	-36.83	60.00	QP
12		19.984	2.30	9.94	12.24	-37.76	50.00	Average

Note:

1. " *", means this data is the worst emission level.
2. C.F (Correction Factor) = LISN Factor (dB)+ Cable Loss (dB).
3. Measurement (dBuV) = Reading(dBuV) + C.F (Correction Factor).

EUT	BE3600 Dual-Band Wi-Fi 7 Gaming Router	Date of Test	2025-04-18
Factor	CE_ENV216-N (Filter ON)	Temp. / Humidity	24.2°C /54%
Polarity	Neutral	Site / Test Engineer	SR2 / Ryan
Test Mode	802.11n-20MHz_TX_CH6_Ant 0+1	Test Voltage	AC 120V/60Hz

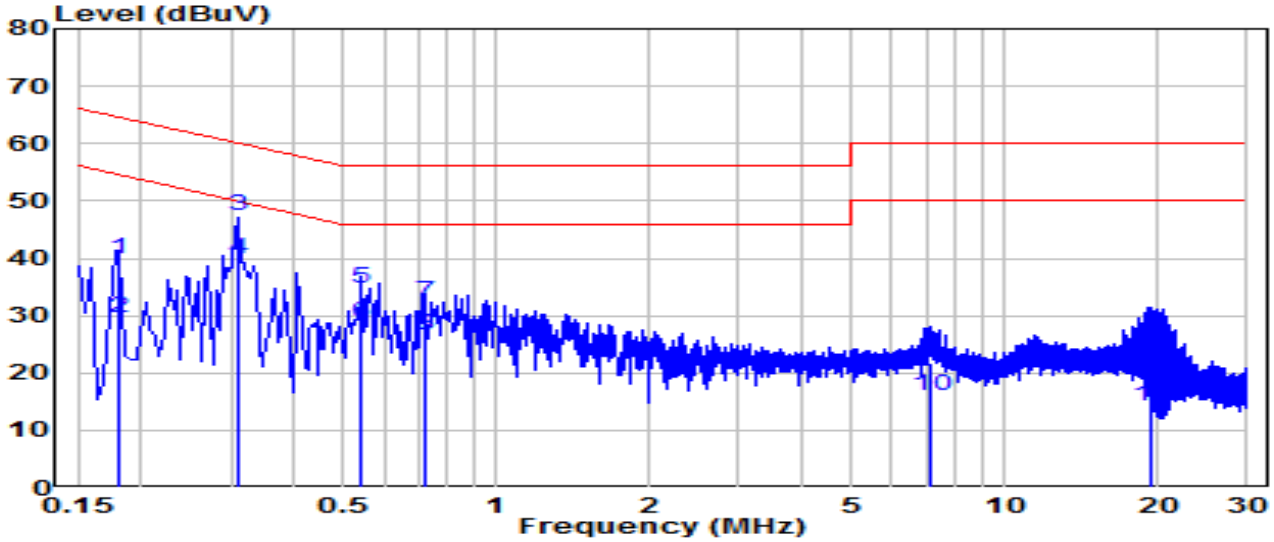

No		Frequency (MHz)	Reading (dBuV)	C.F (dB)	Measurement (dBuV)	Margin (dB)	Limit (dBuV)	Remark (QP/PK/AV)
1		0.181	30.08	9.63	39.70	-24.71	64.42	QP
2		0.181	19.86	9.63	29.49	-24.93	54.42	Average
3	*	0.312	37.62	9.63	47.25	-12.67	59.92	QP
4	*	0.312	30.27	9.63	39.90	-10.01	49.92	Average
5		0.541	25.06	9.64	34.71	-21.29	56.00	QP
6		0.541	19.14	9.64	28.79	-17.21	46.00	Average
7		0.721	22.58	9.65	32.24	-23.76	56.00	QP
8		0.721	16.97	9.65	26.63	-19.37	46.00	Average
9		7.183	12.04	9.80	21.84	-38.16	60.00	QP
10		7.183	6.16	9.80	15.96	-34.04	50.00	Average
11		19.476	14.75	9.97	24.72	-35.28	60.00	QP
12		19.476	4.24	9.97	14.22	-35.78	50.00	Average

Note:

1. " *", means this data is the worst emission level.
2. C.F (Correction Factor) = LISN Factor (dB)+ Cable Loss (dB).
3. Measurement (dBuV) = Reading(dBuV) + C.F (Correction Factor).

8. CONCLUSION

The data collected relate only the item(s) tested and show that the device is compliance with Part 15C of the FCC Rules.

Appendix A : Test Setup Photograph

Refer to “2504TW0107-UT” file.

Appendix B : External Photograph

Refer to “2504TW0107-UE” file.

Appendix C : Internal Photograph

Refer to “2504TW0107-UI” file.

The End