802.11ax-HE40 26dB Bandwidth & 99% Bandwidth

Channel 38 (5190MHz)

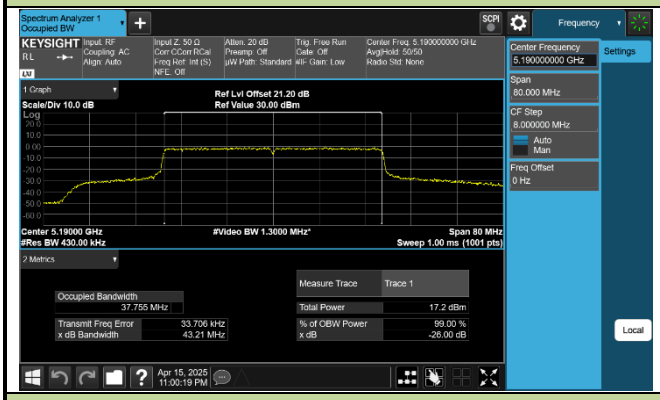

Channel 46 (5230MHz)

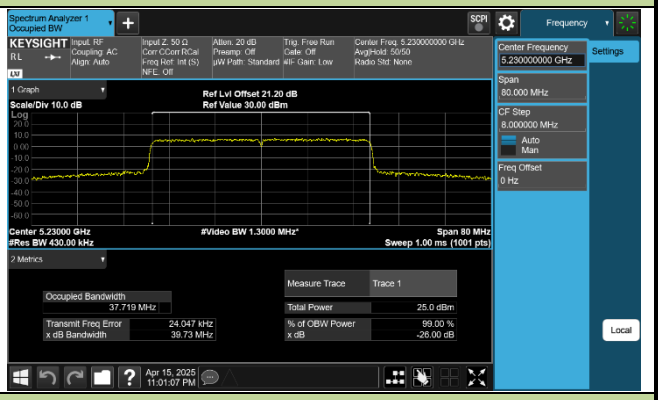

Channel 54 (5270MHz)

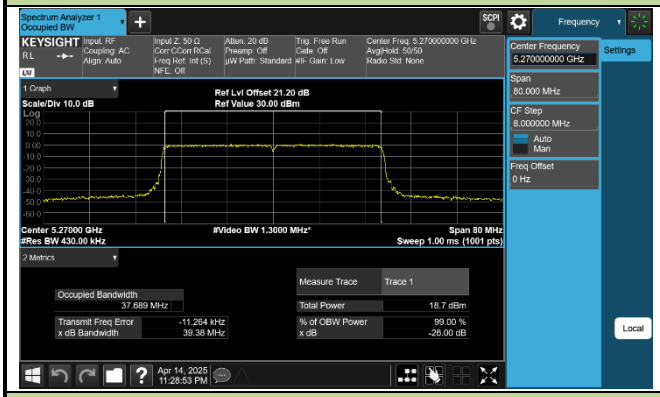

Channel 62 (5310MHz)

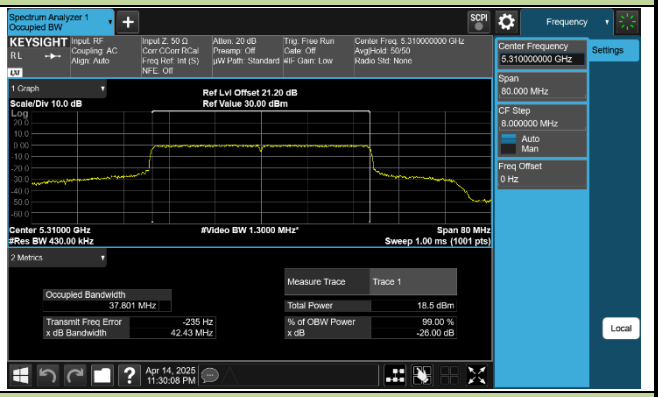

Channel 102 (5510MHz)

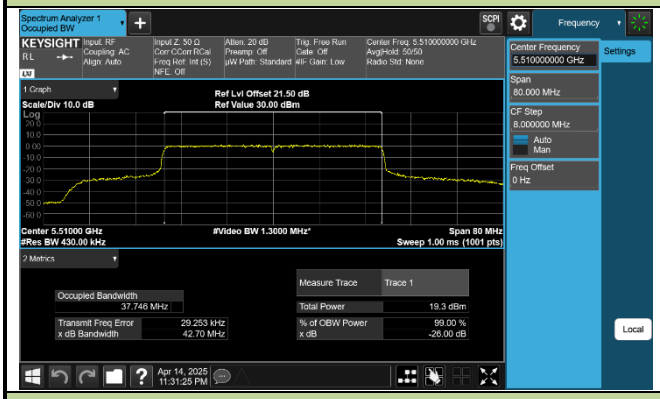

Channel 110 (5550MHz)

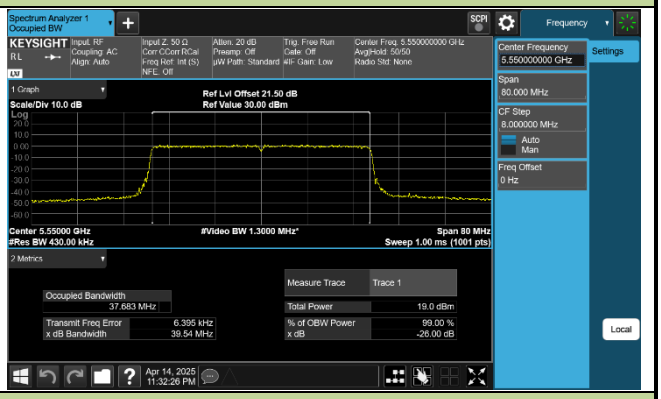

Channel 134 (5670MHz)

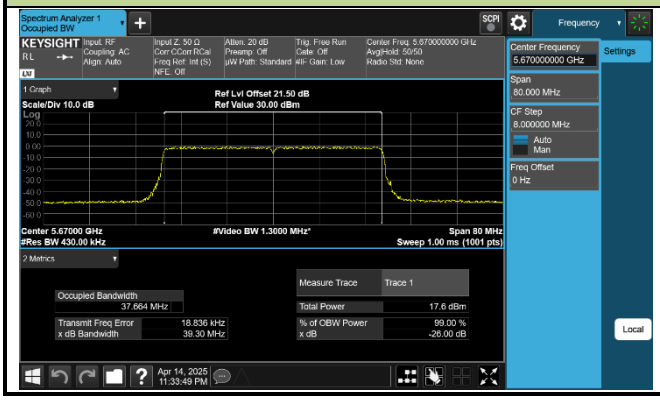

Channel 142 (5710MHz)

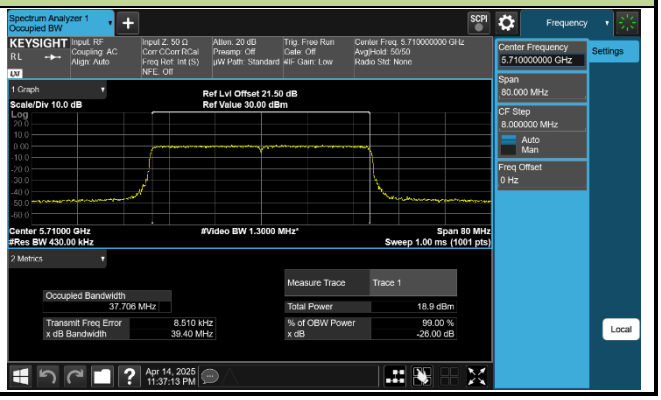

Channel 151 (5755MHz)	Channel 159 (5795MHz)
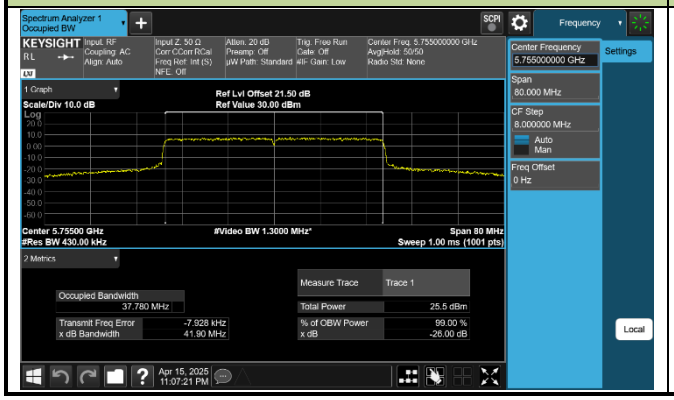	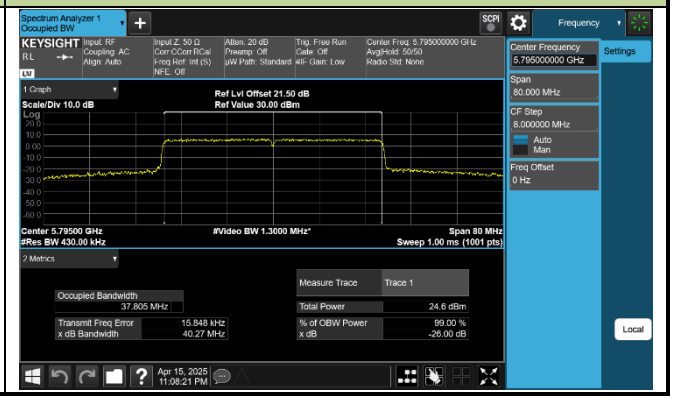

802.11ax-HE80 26dB Bandwidth & 99% Bandwidth

Channel 42 (5210MHz)

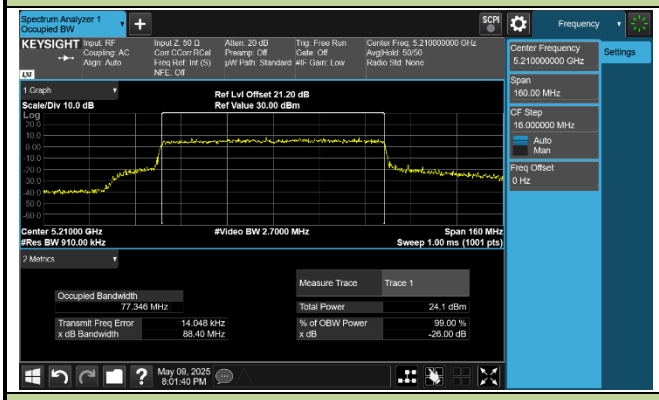

Channel 58 (5290MHz)

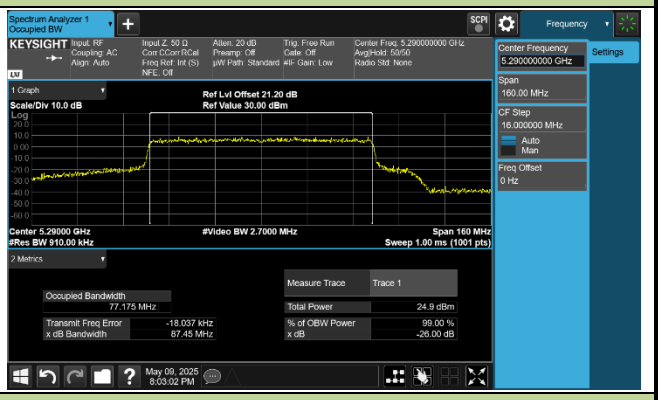

Channel 106 (5530MHz)

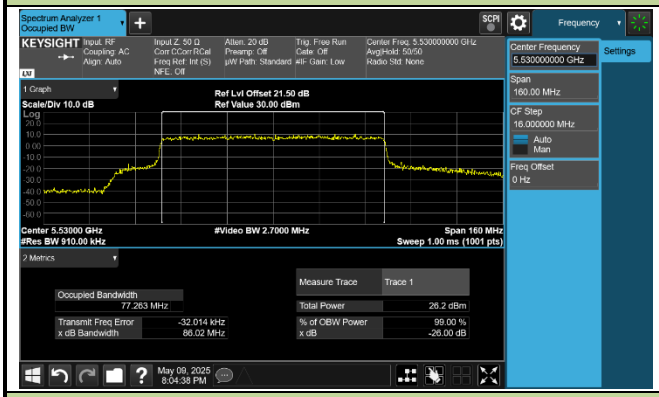

Channel 122 (5610MHz)

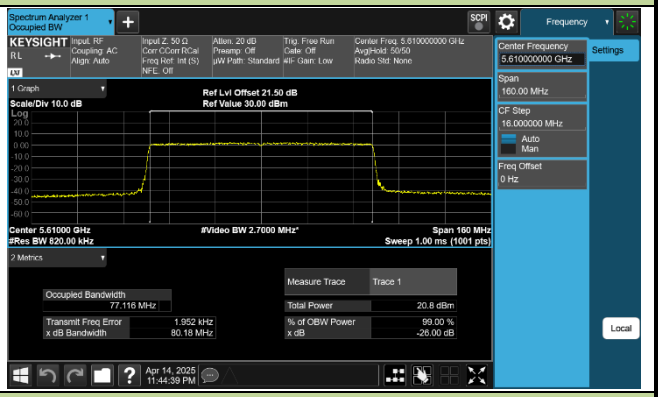

Channel 138 (5690MHz)

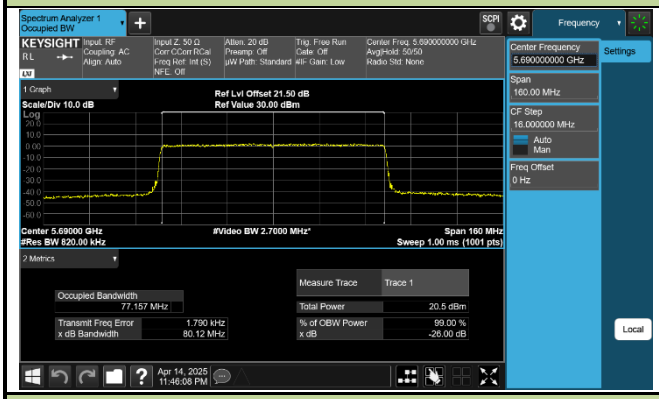

Channel 155 (5775MHz)

802.11ax-HE160 26dB Bandwidth & 99% Bandwidth

Channel 50 (5250MHz)

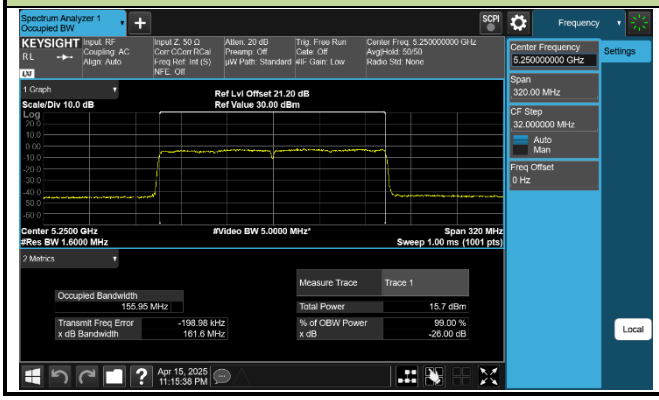

Channel 114 (5570MHz)

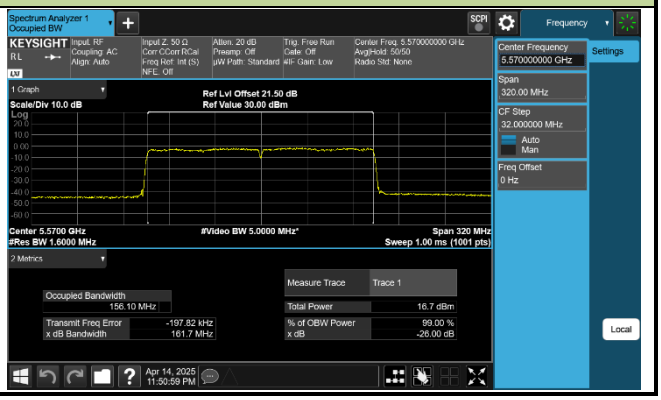

802.11be-EHT20 26dB Bandwidth & 99% Bandwidth

Channel 36 (5180MHz)

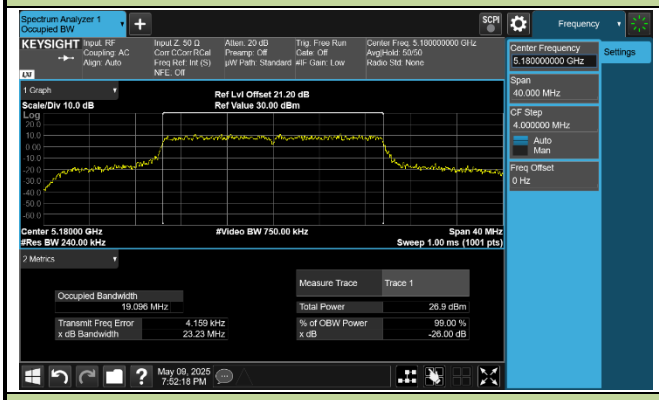

Channel 40 (5200MHz)

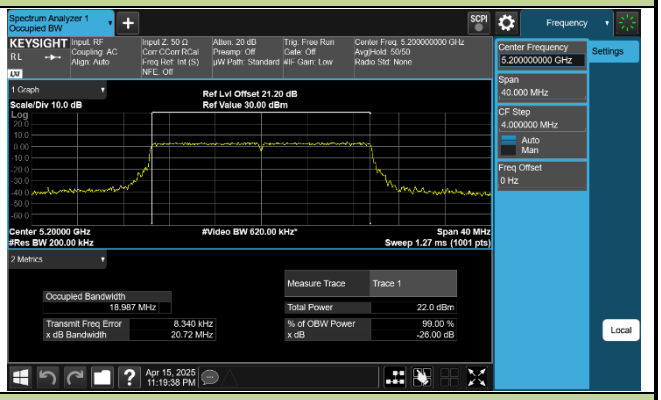

Channel 48 (5240MHz)

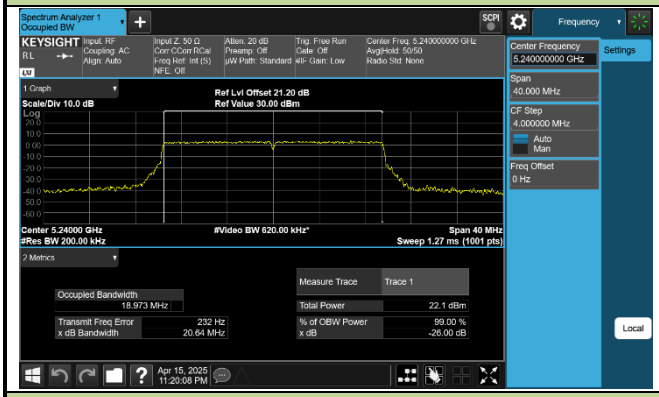

Channel 52 (5260MHz)

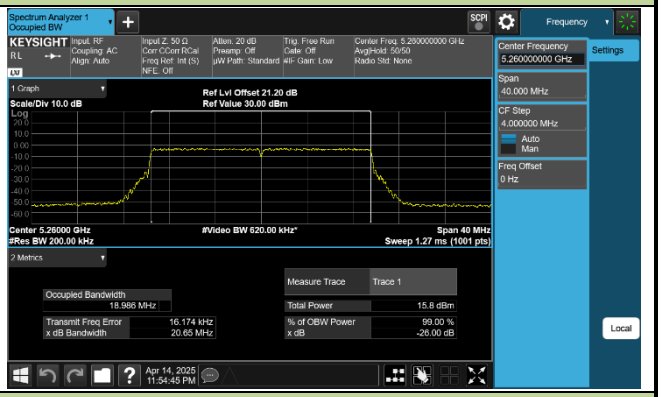

Channel 60 (5300MHz)

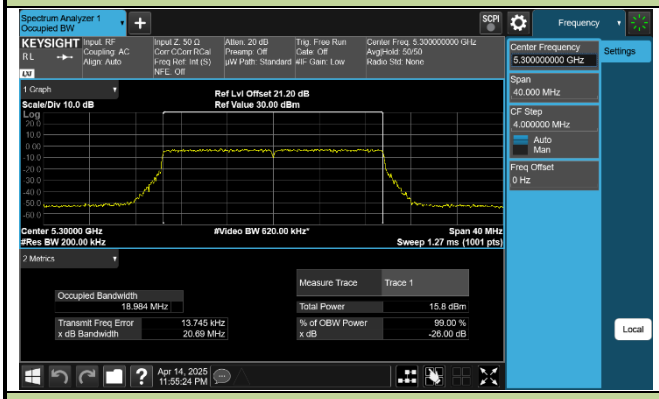

Channel 64 (5320MHz)

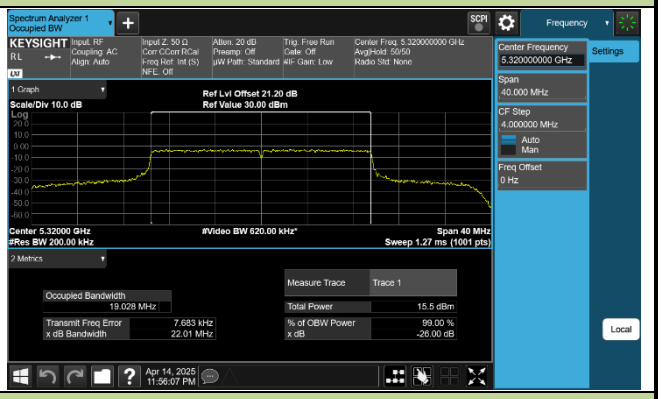

Channel 100 (5500MHz)

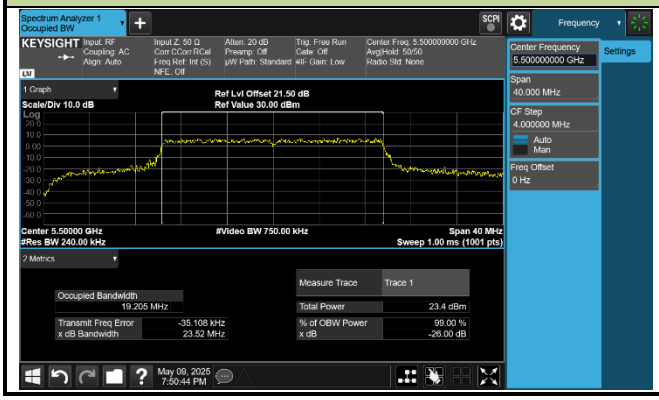

Channel 116 (5580MHz)

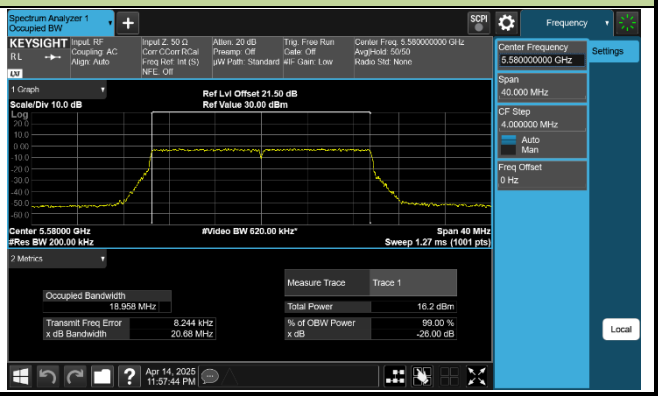

Channel 140 (5700MHz)

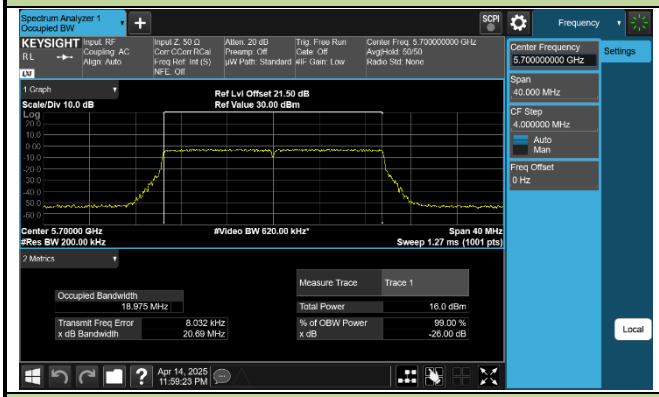

Channel 144 (5720MHz)

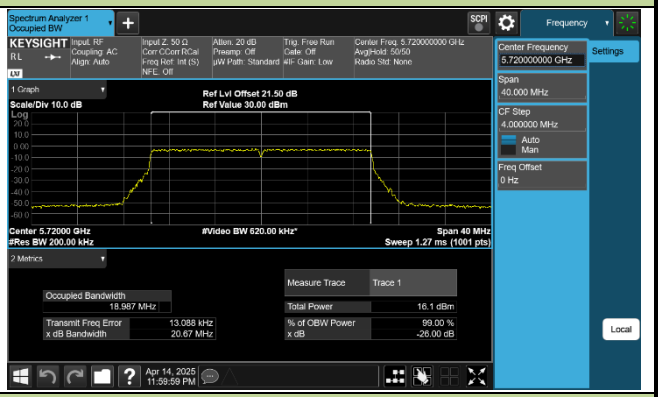

Channel 149 (5745MHz)

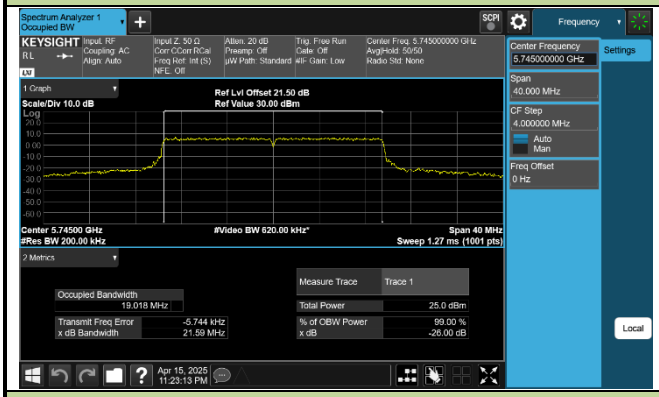

Channel 144 (5785MHz)

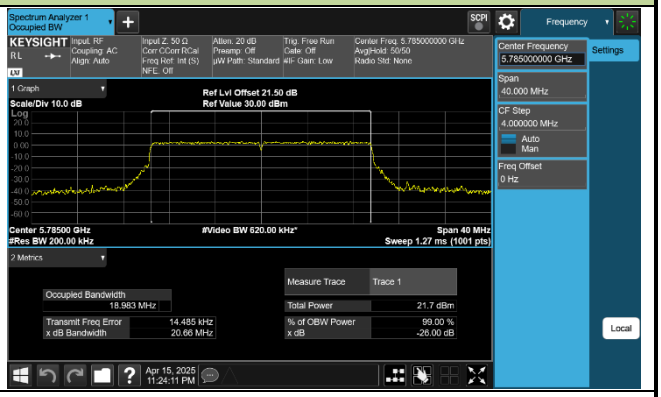

Channel 144 (5825MHz)

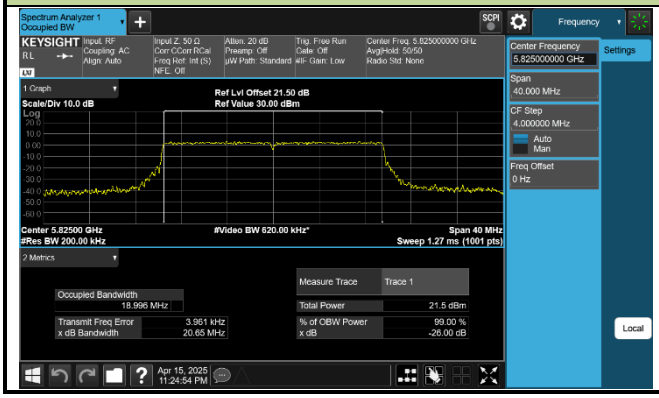

802.11be-EHT40 26dB Bandwidth & 99% Bandwidth

Channel 38 (5190MHz)

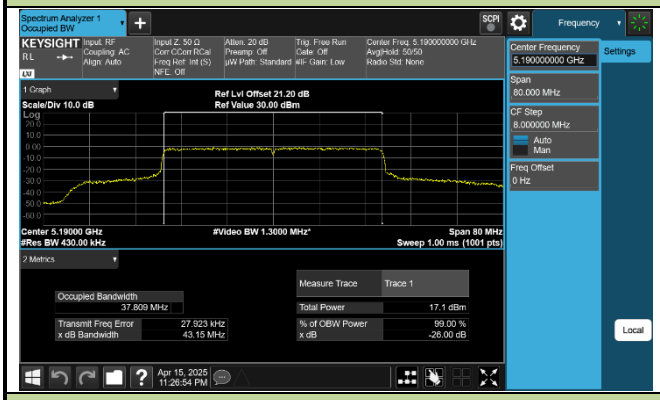

Channel 46 (5230MHz)

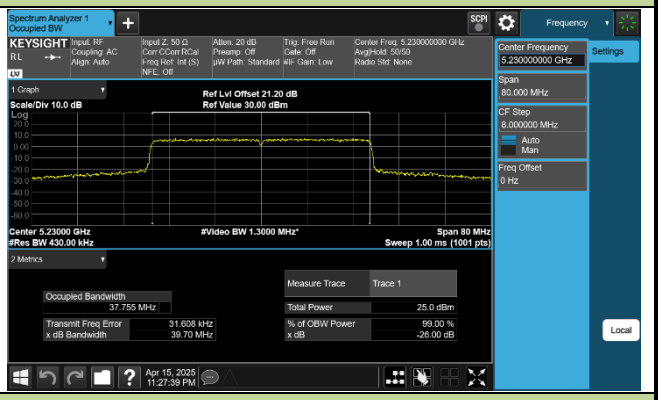

Channel 54 (5270MHz)

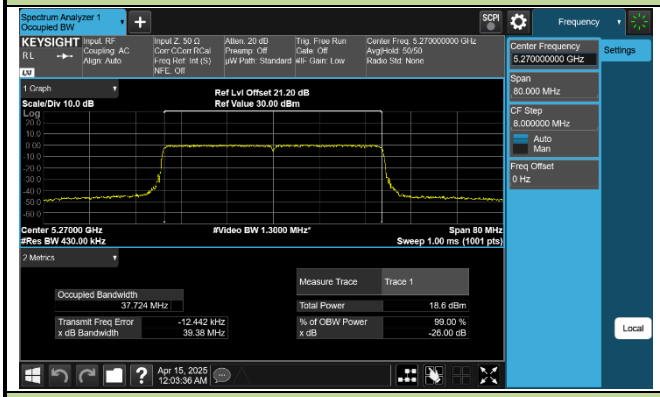

Channel 62 (5310MHz)

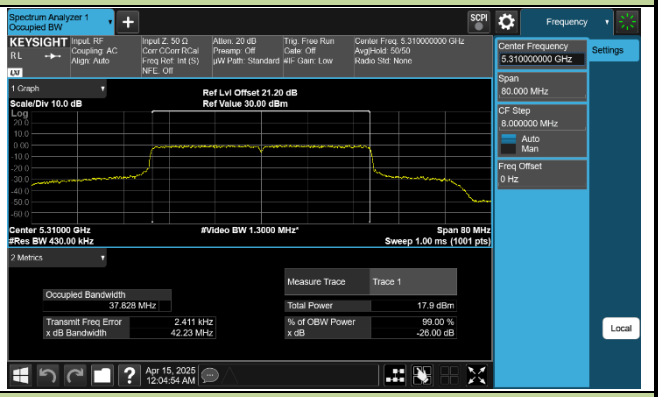

Channel 102 (5510MHz)

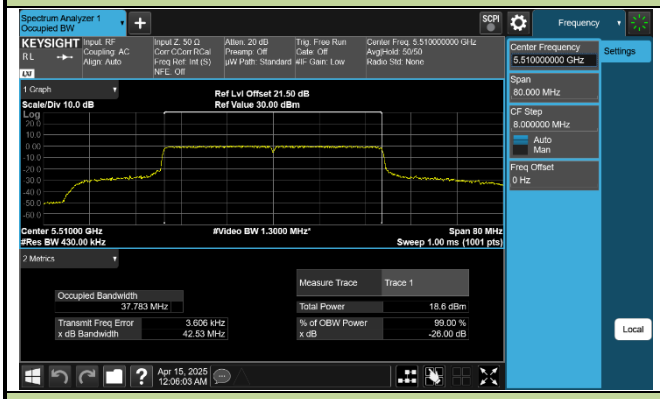

Channel 110 (5550MHz)

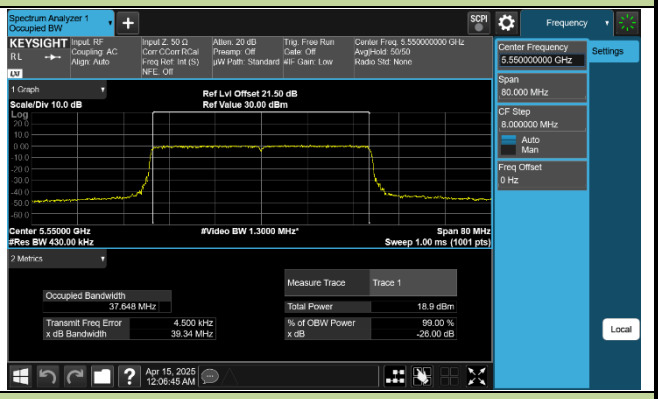

Channel 134 (5670MHz)

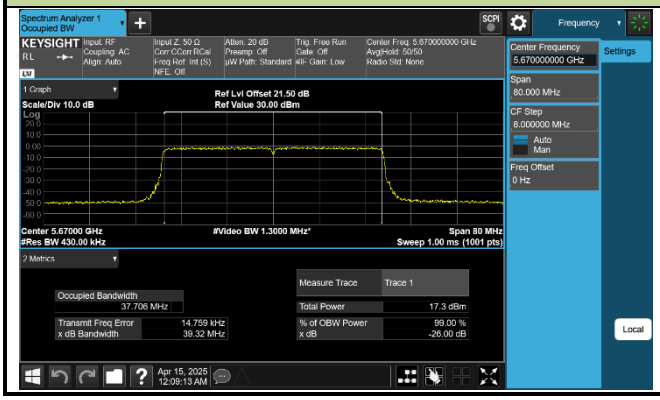

Channel 142 (5710MHz)

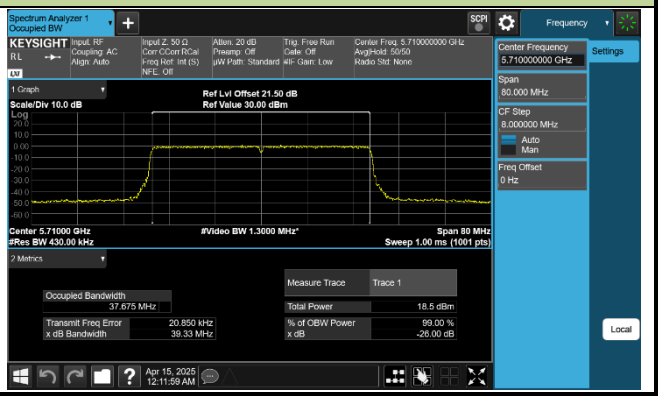

Channel 151 (5755MHz)	Channel 159 (5795MHz)
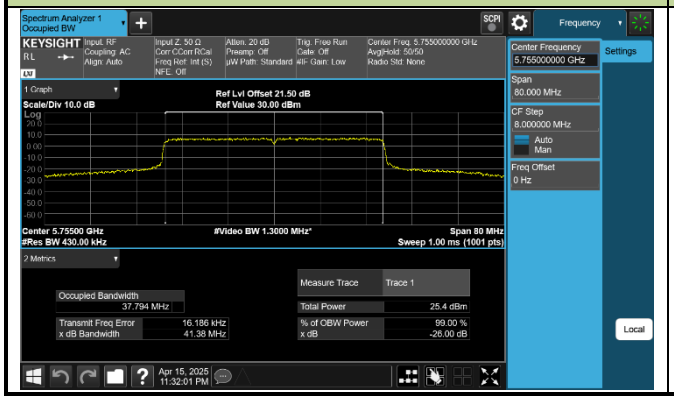	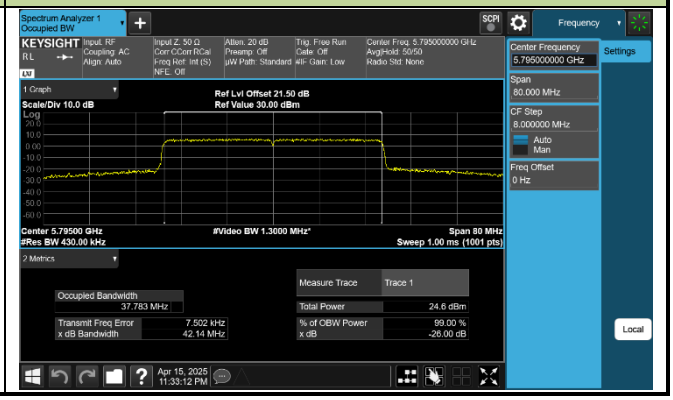

802.11be-EHT80 26dB Bandwidth & 99% Bandwidth

Channel 42 (5210MHz)

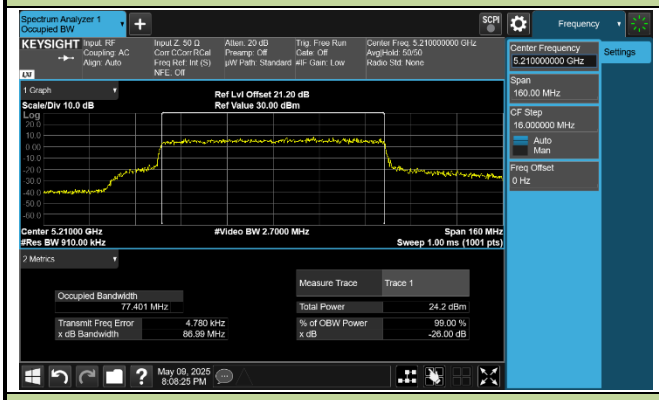

Channel 58 (5290MHz)

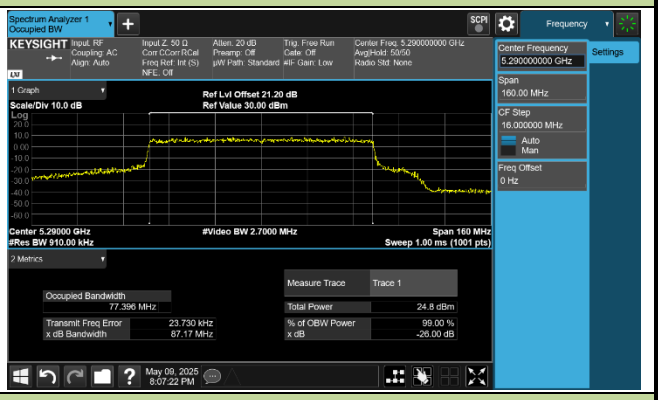

Channel 106 (5530MHz)

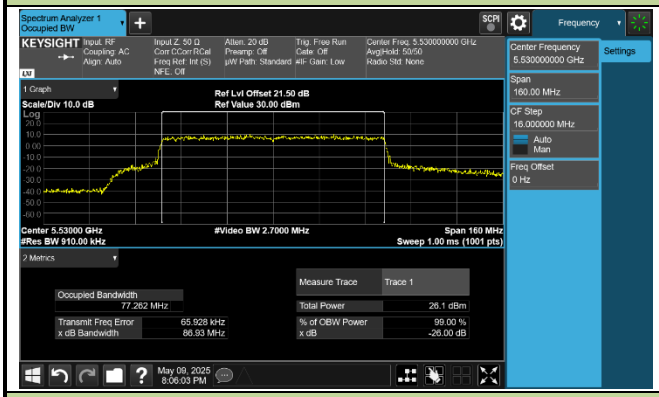

Channel 122 (5610MHz)

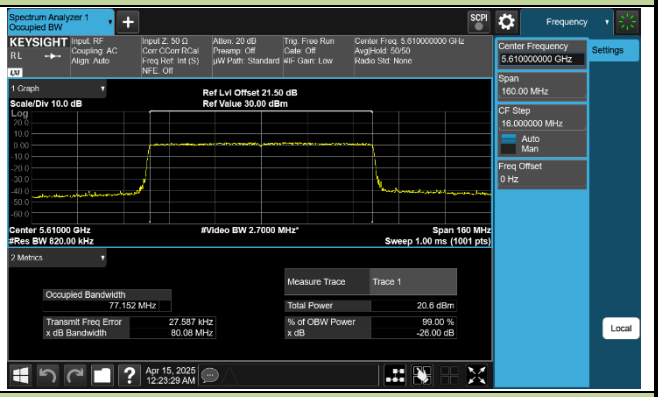

Channel 138 (5690MHz)

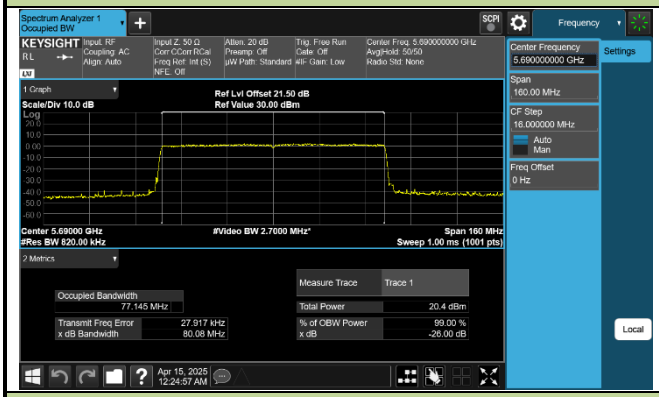

Channel 155 (5775MHz)

802.11be-EHT160 26dB Bandwidth & 99% Bandwidth

Channel 50 (5250MHz)

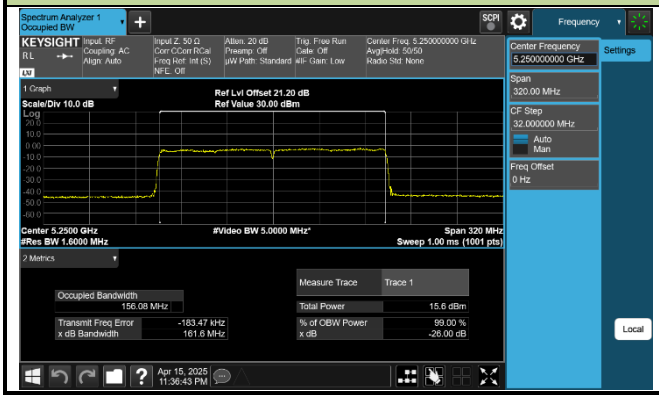

Channel 114 (5570MHz)

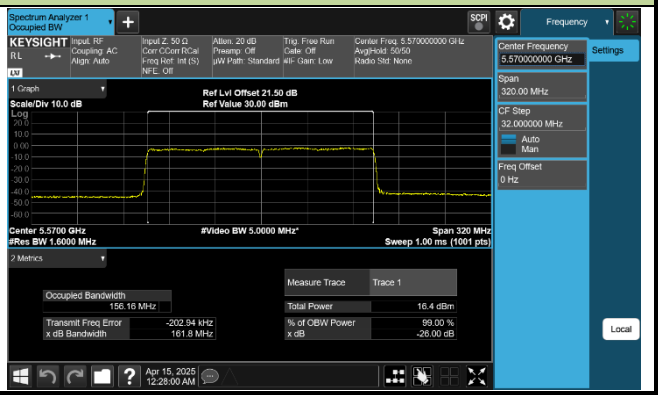

7.3. 6dB Bandwidth Measurement

7.3.1.Test Limit

The minimum 6dBbandwidth shall be at least 500 kHz.

7.3.2.Test Procedure used

KDB 789033 D02v02r01- Section C.2

7.3.3.Test Setting

1. Set center frequency to the nominal EUT channel center frequency.
2. RBW = 100 kHz.
3. VBW 3 × RBW.
4. Detector = Peak.
5. Trace mode = max hold.
6. Sweep = auto couple.
7. Allow the trace to stabilize.
8. Measure the maximum width of the emission that is constrained by the frequencies associated with the two outermost amplitude points (upper and lower frequencies) that are attenuated by 6 dB relative to the maximum level measured in the fundamental emission.

7.3.4.Test Setup

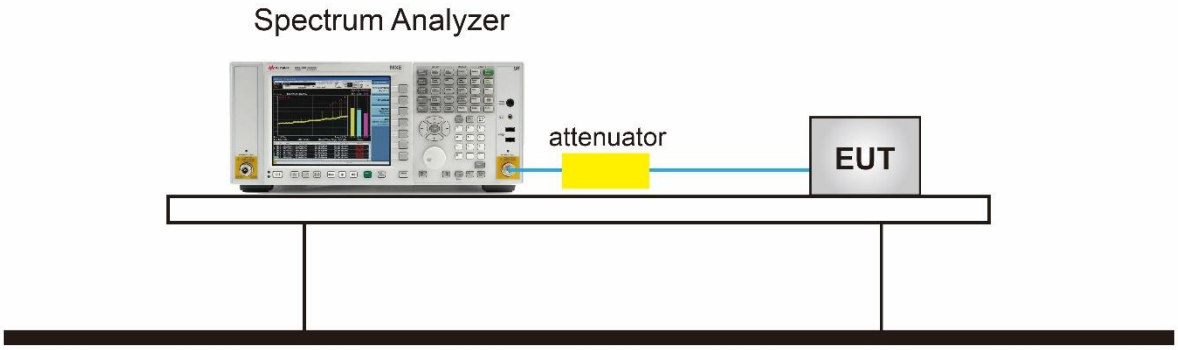

7.3.5.TestResult

Product	BE3600 Dual-Band Wi-Fi 7 Gaming Router	Test Engineer	Owen
Test Site	SR6	Test Date	2025/4/15

Test Mode	Data Rate/ MCS	Channel No.	Frequency (MHz)	6dB Bandwidth (MHz)	Limit (MHz)	Result
Ant 1						
802.11a	6Mbps	149	5745	16.55	≥ 0.5	Pass
802.11a	6Mbps	157	5785	16.56	≥ 0.5	Pass
802.11a	6Mbps	165	5825	16.56	≥ 0.5	Pass
802.11ac-VHT20	MCS0	149	5745	17.79	≥ 0.5	Pass
802.11ac-VHT20	MCS0	157	5785	17.78	≥ 0.5	Pass
802.11ac-VHT20	MCS0	165	5825	17.80	≥ 0.5	Pass
802.11ac-VHT40	MCS0	151	5755	36.56	≥ 0.5	Pass
802.11ac-VHT40	MCS0	159	5795	36.56	≥ 0.5	Pass
802.11ac-VHT80	MCS0	155	5775	76.58	≥ 0.5	Pass
802.11ax-HE20	MCS0	149	5745	19.19	≥ 0.5	Pass
802.11ax-HE20	MCS0	157	5785	19.20	≥ 0.5	Pass
802.11ax-HE20	MCS0	165	5825	19.18	≥ 0.5	Pass
802.11ax-HE40	MCS0	151	5755	38.21	≥ 0.5	Pass
802.11ax-HE40	MCS0	159	5795	38.19	≥ 0.5	Pass
802.11ax-HE80	MCS0	155	5775	78.20	≥ 0.5	Pass
802.11be-EHT20	MCS0	149	5745	19.17	≥ 0.5	Pass
802.11be-EHT20	MCS0	157	5785	19.19	≥ 0.5	Pass
802.11be-EHT20	MCS0	165	5825	19.18	≥ 0.5	Pass
802.11be-EHT40	MCS0	151	5755	38.21	≥ 0.5	Pass
802.11be-EHT40	MCS0	159	5795	38.19	≥ 0.5	Pass
802.11be-EHT80	MCS0	155	5775	78.19	≥ 0.5	Pass

802.11a 6dB Bandwidth

Channel 149 (5745MHz)

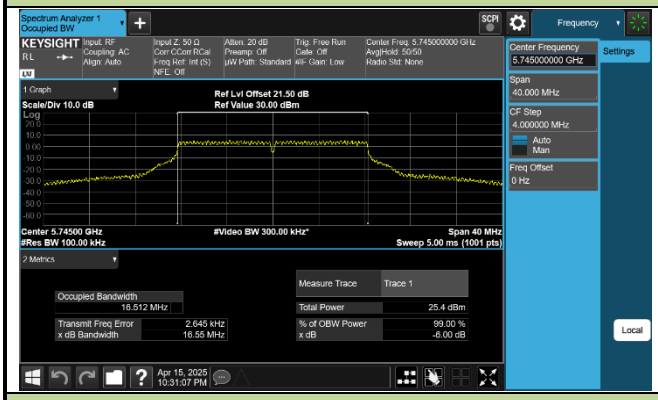

Channel 157 (5785MHz)

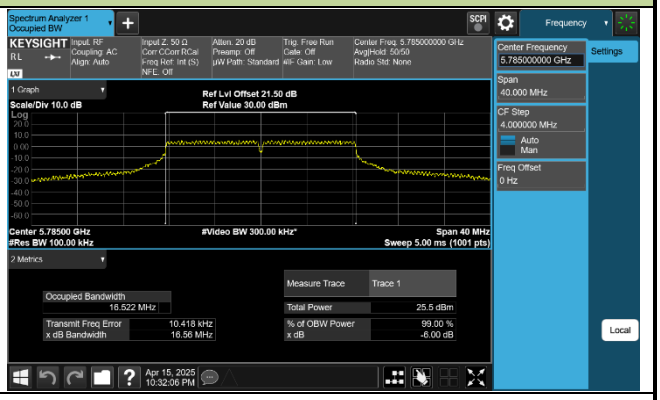

Channel 165 (5825MHz)

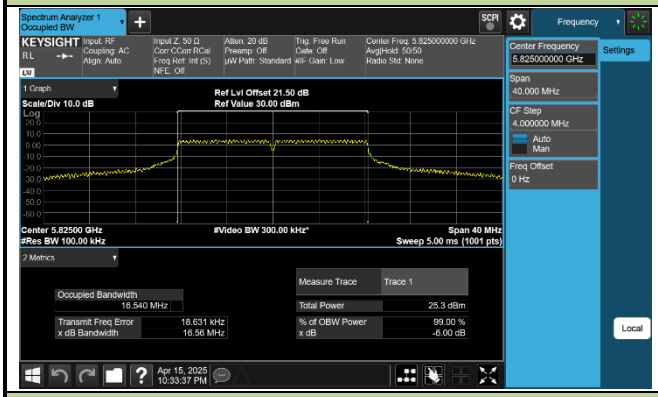

802.11ac-VHT20 6dB Bandwidth

Channel 149 (5745MHz)

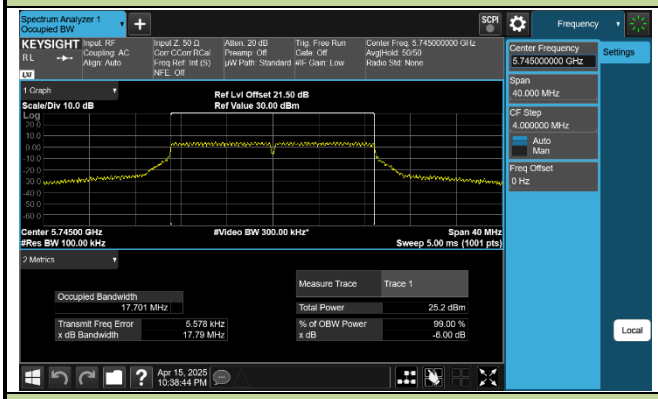

Channel 157 (5785MHz)

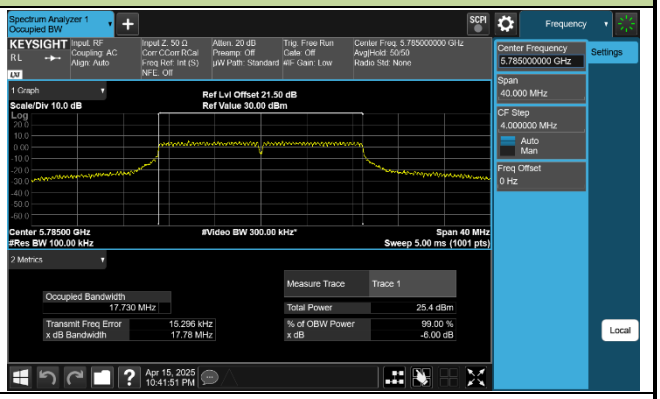

Channel 165 (5825MHz)

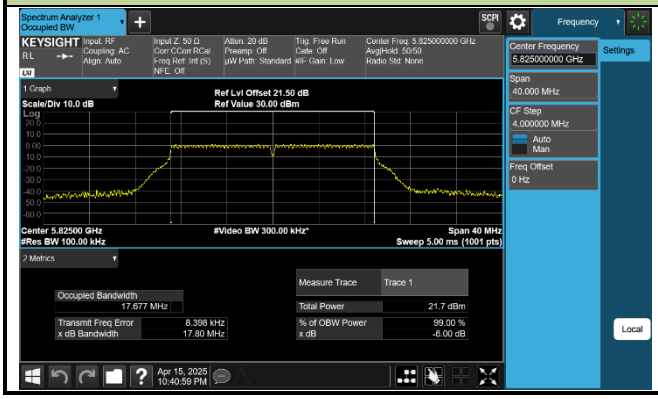

802.11ac-VHT40 6dB Bandwidth	
Channel 151 (5755MHz)	Channel 159 (5795MHz)
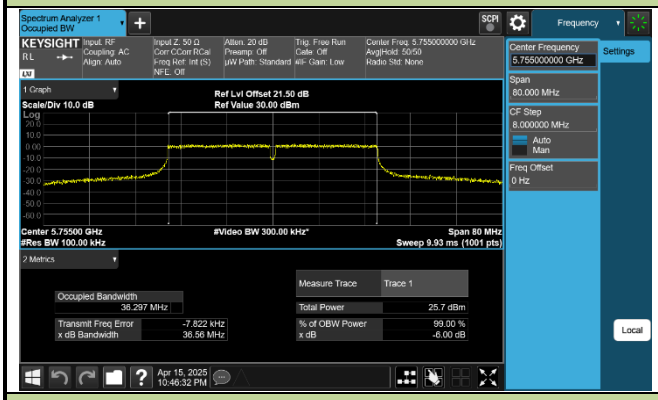	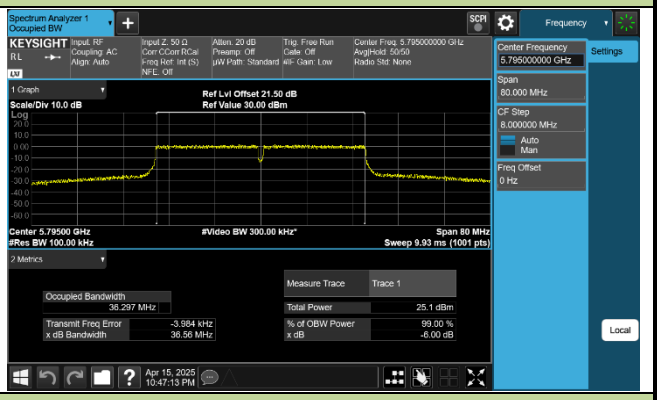
802.11ac-VHT80 6dB Bandwidth	
Channel 155 (5775MHz)	
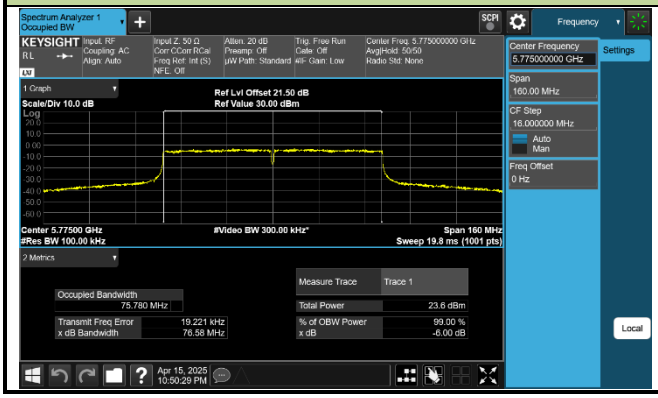	

802.11ax-HE20 6dB Bandwidth

Channel 149 (5745MHz)

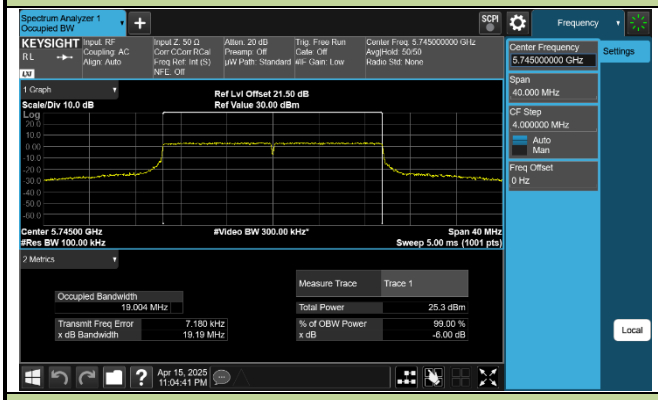

Channel 157 (5785MHz)

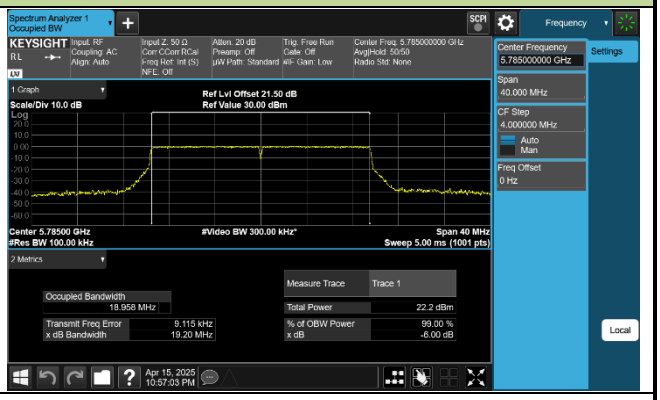

Channel 165 (5825MHz)

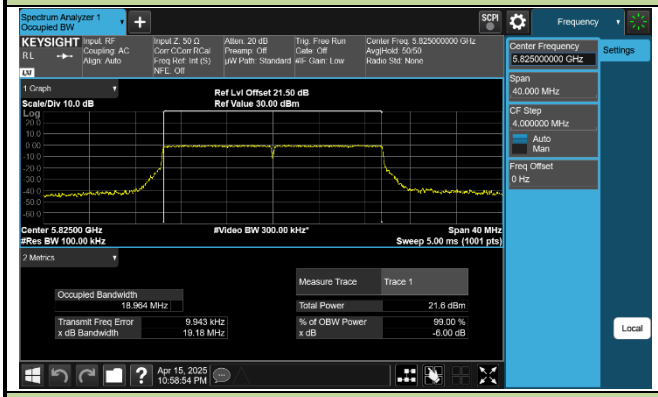

802.11ax-HE40 6dB Bandwidth

Channel 151 (5755MHz)

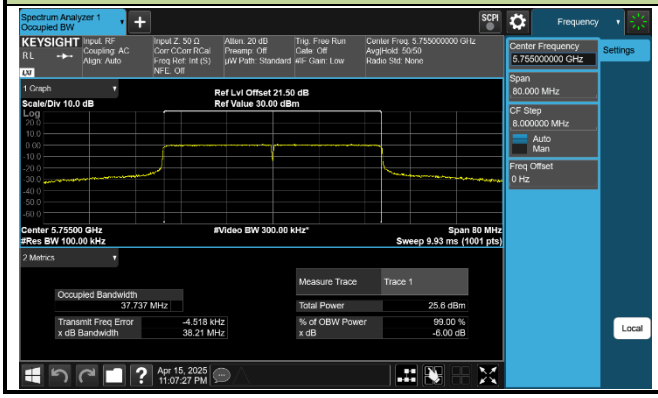

Channel 159 (5795MHz)

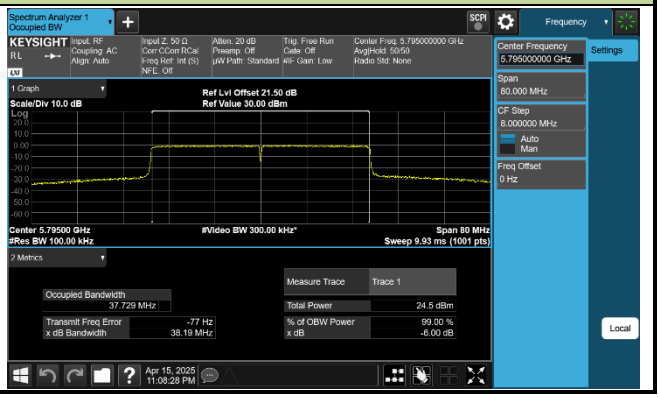

802.11ax-HE80 6dB Bandwidth

Channel 155 (5775MHz)

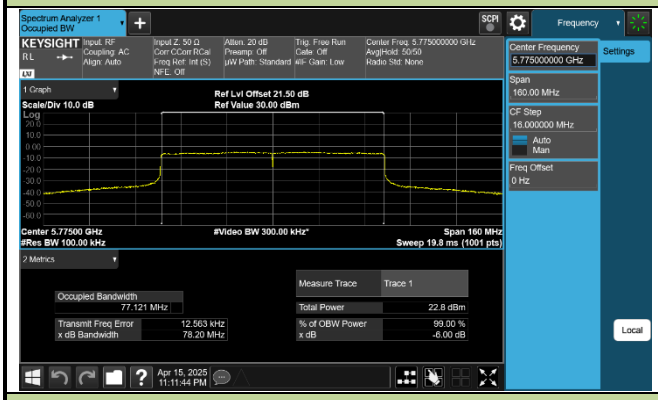

802.11be-EHT20 6dB Bandwidth

Channel 149 (5745MHz)

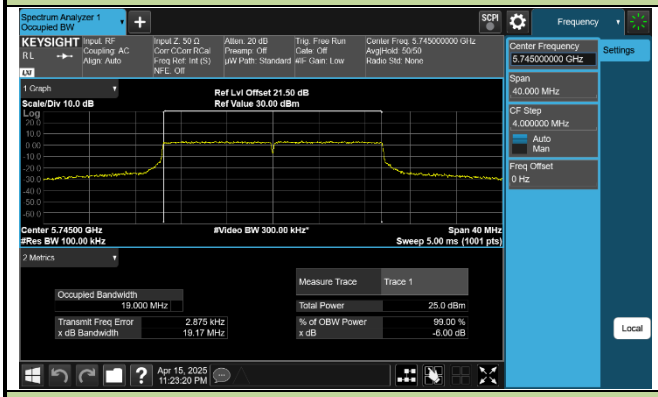

Channel 157 (5785MHz)

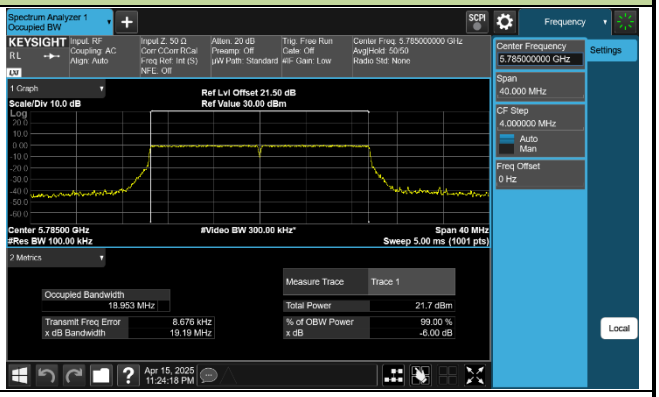

Channel 165 (5825MHz)

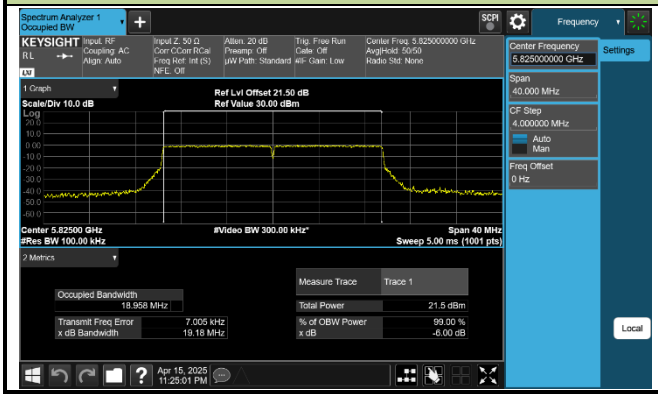

802.11be-EHT 40 6dB Bandwidth	
Channel 151 (5755MHz)	Channel 159 (5795MHz)
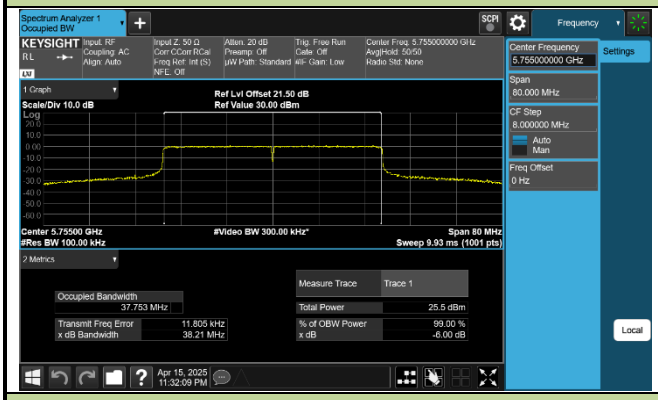	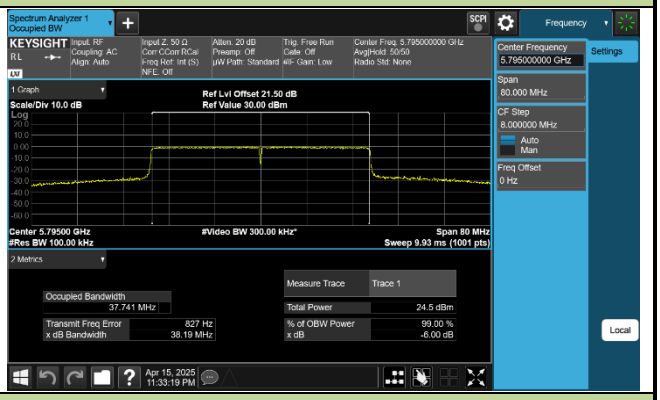
802.11be-EHT 80 6dB Bandwidth	
Channel 155 (5775MHz)	
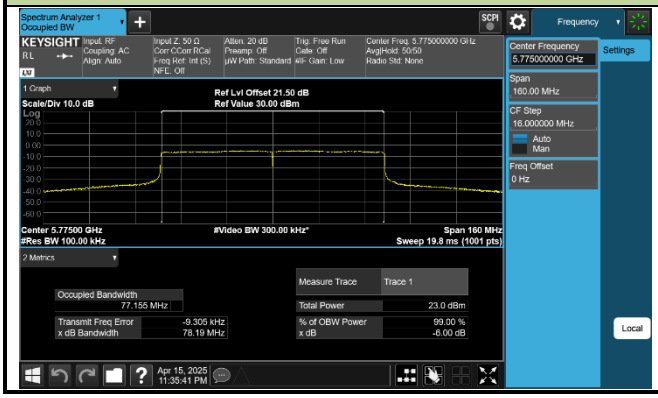	

7.4. Output Power Measurement

7.4.1.Test Limit

For the band 5.15-5.25 GHz, the maximum conducted output power over the frequency band of operation shall not exceed 1 W provided the maximum antenna gain does not exceed 6 dBi.

For the 5.25-5.35 GHz and 5.47-5.725 GHz bands, the maximum conducted output power over the frequency bands of operation shall not exceed the lesser of 250 mW or 11 dBm + 10 log B, where B is the 26 dB emission bandwidth in megahertz.

For the band 5.725-5.85 GHz, the maximum conducted output power over the frequency band of operation shall not exceed 1 W (30dBm).

If transmitting antennas of directional gain greater than 6dBi are used, the maximum conducted output power shall be reduced by the amount in dB that the directional gain of the antenna exceeds 6dBi.

7.4.2.Test Procedure Used

KDB 789033D02v02r01- Section E)3)b) Method PM-G

7.4.3.Test Setting

Average power measurements were performed only when the EUT was transmitting at its maximum power control level using a broadband power meter with a pulse sensor. The power meter implemented triggering and gating capabilities which were set up such that power measurements were recorded only during the ON time of the transmitter.

7.4.4.Test Setup

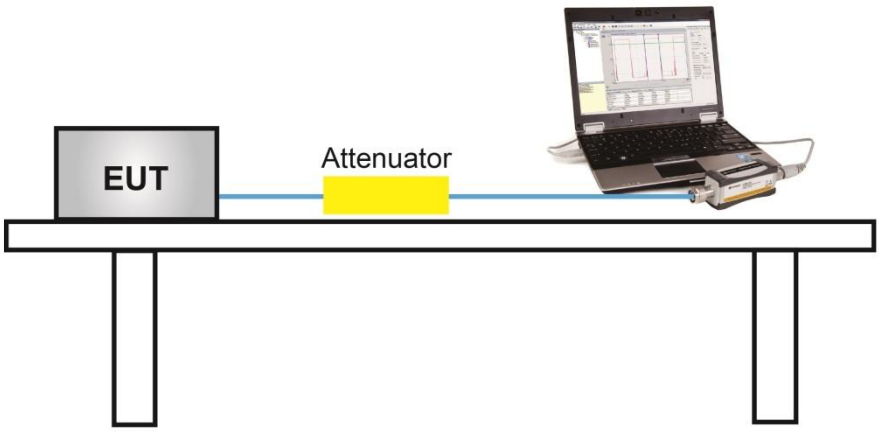

7.4.5.Test Result

Product	BE3600 Dual-Band Wi-Fi 7 Gaming Router	Test Engineer	Owen
Test Site	SR6	Test Date	2025/4/9~2025/5/9
Test Mode	CDD Mode		

Test Mode	Data Rate/ MCS	Channel No.	Freq. (MHz)	Ant 0 Average Power (dBm)	Ant 1 Average Power (dBm)	Total Average Power (dBm)	Average Power Limit (dBm)	Result
11a	6Mbps	36	5180	21.50	20.00	23.82	≤ 30.00	Pass
11a	6Mbps	40	5200	23.42	22.70	26.09	≤ 30.00	Pass
11a	6Mbps	48	5240	23.06	22.91	26.00	≤ 30.00	Pass
11a	6Mbps	52	5260	16.27	16.00	19.15	≤ 23.98	Pass
11a	6Mbps	60	5300	16.32	15.99	19.17	≤ 23.98	Pass
11a	6Mbps	64	5320	16.34	15.78	19.08	≤ 23.98	Pass
11a	6Mbps	100	5500	16.91	16.16	19.56	≤ 23.98	Pass
11a	6Mbps	116	5580	16.57	16.22	19.41	≤ 23.98	Pass
11a	6Mbps	140	5700	16.30	16.28	19.30	≤ 23.98	Pass
11a	6Mbps	144	5720	16.40	16.17	19.30	≤ 22.85	Pass
11a	6Mbps	149	5745	25.59	25.05	28.34	≤ 30.00	Pass
11a	6Mbps	157	5785	25.63	25.18	28.42	≤ 30.00	Pass
11a	6Mbps	165	5825	25.57	25.20	28.40	≤ 30.00	Pass
11ac-VHT20	MCS0	36	5180	20.83	20.64	23.75	≤ 30.00	Pass
11ac-VHT20	MCS0	40	5200	23.12	23.00	26.07	≤ 30.00	Pass
11ac-VHT20	MCS0	48	5240	23.25	22.66	25.98	≤ 30.00	Pass
11ac-VHT20	MCS0	52	5260	16.30	16.17	19.25	≤ 23.98	Pass
11ac-VHT20	MCS0	60	5300	16.27	16.24	19.27	≤ 23.98	Pass
11ac-VHT20	MCS0	64	5320	16.52	16.51	19.53	≤ 23.98	Pass
11ac-VHT20	MCS0	100	5500	16.95	16.29	19.64	≤ 23.98	Pass
11ac-VHT20	MCS0	116	5580	17.15	16.28	19.75	≤ 23.98	Pass
11ac-VHT20	MCS0	140	5700	16.81	16.53	19.68	≤ 23.98	Pass
11ac-VHT20	MCS0	144	5720	16.76	16.47	19.63	≤ 22.91	Pass
11ac-VHT20	MCS0	149	5745	25.21	24.80	28.02	≤ 30.00	Pass
11ac-VHT20	MCS0	157	5785	25.52	25.26	28.40	≤ 30.00	Pass
11ac-VHT20	MCS0	165	5825	21.74	21.72	24.74	≤ 30.00	Pass

Test Mode	Data Rate/ MCS	Channel No.	Freq. (MHz)	Ant 0 Average Power (dBm)	Ant 1 Average Power (dBm)	Total Average Power (dBm)	Average Power Limit (dBm)	Result
11ac-VHT40	MCS0	38	5190	17.25	17.19	20.23	≤ 30.00	Pass
11ac-VHT40	MCS0	46	5230	25.70	25.35	28.54	≤ 30.00	Pass
11ac-VHT40	MCS0	54	5270	19.35	18.30	21.87	≤ 23.98	Pass
11ac-VHT40	MCS0	62	5310	19.02	19.20	22.12	≤ 23.98	Pass
11ac-VHT40	MCS0	102	5510	19.85	19.43	22.66	≤ 23.98	Pass
11ac-VHT40	MCS0	110	5550	19.70	19.03	22.39	≤ 23.65	Pass
11ac-VHT40	MCS0	134	5670	18.46	18.40	21.44	≤ 23.98	Pass
11ac-VHT40	MCS0	142	5710	19.15	19.33	22.25	≤ 23.98	Pass
11ac-VHT40	MCS0	151	5755	25.67	24.97	28.34	≤ 30.00	Pass
11ac-VHT40	MCS0	159	5795	25.00	24.65	27.84	≤ 30.00	Pass
11ac-VHT80	MCS0	42	5210	16.18	16.60	19.41	≤ 30.00	Pass
11ac-VHT80	MCS0	58	5290	17.32	17.07	20.21	≤ 23.98	Pass
11ac-VHT80	MCS0	106	5530	19.50	19.00	22.27	≤ 23.98	Pass
11ac-VHT80	MCS0	122	5610	20.96	19.96	23.50	≤ 23.98	Pass
11ac-VHT80	MCS0	138	5690	20.83	19.92	23.41	≤ 23.98	Pass
11ac-VHT80	MCS0	155	5775	23.75	22.87	26.34	≤ 30.00	Pass
11ac-VHT160	MCS0	50	5250	17.12	16.63	19.89	≤ 23.98	Pass
11ac-VHT160	MCS0	114	5570	16.66	16.29	19.49	≤ 23.98	Pass
11ax-HE20	MCS0	36	5180	20.71	20.27	23.51	≤ 30.00	Pass
11ax-HE20	MCS0	40	5200	23.54	23.39	26.48	≤ 30.00	Pass
11ax-HE20	MCS0	48	5240	23.08	22.96	26.03	≤ 30.00	Pass
11ax-HE20	MCS0	52	5260	16.70	16.52	19.62	≤ 23.98	Pass
11ax-HE20	MCS0	60	5300	16.60	16.27	19.45	≤ 23.98	Pass
11ax-HE20	MCS0	64	5320	17.06	16.87	19.98	≤ 23.98	Pass
11ax-HE20	MCS0	100	5500	17.55	16.70	20.16	≤ 23.98	Pass
11ax-HE20	MCS0	116	5580	17.22	16.56	19.91	≤ 23.98	Pass
11ax-HE20	MCS0	140	5700	17.08	16.73	19.92	≤ 23.98	Pass
11ax-HE20	MCS0	144	5720	17.03	16.69	19.87	≤ 22.80	Pass
11ax-HE20	MCS0	149	5745	25.35	24.85	28.12	≤ 30.00	Pass
11ax-HE20	MCS0	157	5785	22.09	22.00	25.06	≤ 30.00	Pass
11ax-HE20	MCS0	165	5825	21.44	21.50	24.48	≤ 30.00	Pass

Test Mode	Data Rate/ MCS	Channel No.	Freq. (MHz)	Ant 0 Average Power (dBm)	Ant 1 Average Power (dBm)	Total Average Power (dBm)	Average Power Limit (dBm)	Result
11ax-HE40	MCS0	38	5190	17.46	16.98	20.24	≤ 30.00	Pass
11ax-HE40	MCS0	46	5230	25.18	24.89	28.05	≤ 30.00	Pass
11ax-HE40	MCS0	54	5270	19.62	19.89	22.77	≤ 23.98	Pass
11ax-HE40	MCS0	62	5310	19.12	19.09	22.12	≤ 23.98	Pass
11ax-HE40	MCS0	102	5510	19.50	18.89	22.22	≤ 23.98	Pass
11ax-HE40	MCS0	110	5550	20.00	19.46	22.75	≤ 23.98	Pass
11ax-HE40	MCS0	134	5670	17.92	18.00	20.97	≤ 23.98	Pass
11ax-HE40	MCS0	142	5710	19.32	19.59	22.47	≤ 23.98	Pass
11ax-HE40	MCS0	151	5755	25.68	24.95	28.34	≤ 30.00	Pass
11ax-HE40	MCS0	159	5795	24.57	24.28	27.44	≤ 30.00	Pass
11ax-HE80	MCS0	42	5210	16.66	16.93	19.81	≤ 30.00	Pass
11ax-HE80	MCS0	58	5290	17.33	17.03	20.19	≤ 23.98	Pass
11ax-HE80	MCS0	106	5530	18.66	18.25	21.47	≤ 23.98	Pass
11ax-HE80	MCS0	122	5610	21.03	19.86	23.49	≤ 23.98	Pass
11ax-HE80	MCS0	138	5690	20.91	19.94	23.46	≤ 23.98	Pass
11ax-HE80	MCS0	155	5775	22.58	22.29	25.45	≤ 30.00	Pass
11ax-HE160	MCS0	50	5250	15.56	15.24	18.41	≤ 23.98	Pass
11ax-HE160	MCS0	114	5570	16.63	16.24	19.45	≤ 23.98	Pass
11be-EHT20	MCS0	36	5180	20.72	20.31	23.53	≤ 30.00	Pass
11be-EHT20	MCS0	40	5200	23.45	23.47	26.47	≤ 30.00	Pass
11be-EHT20	MCS0	48	5240	23.35	23.39	26.38	≤ 30.00	Pass
11be-EHT20	MCS0	52	5260	16.68	16.33	19.52	≤ 23.98	Pass
11be-EHT20	MCS0	60	5300	16.75	16.70	19.74	≤ 23.98	Pass
11be-EHT20	MCS0	64	5320	16.71	16.71	19.72	≤ 23.98	Pass
11be-EHT20	MCS0	100	5500	17.23	16.40	19.85	≤ 23.98	Pass
11be-EHT20	MCS0	116	5580	17.10	16.54	19.84	≤ 23.98	Pass
11be-EHT20	MCS0	140	5700	16.28	15.88	19.09	≤ 23.98	Pass
11be-EHT20	MCS0	144	5720	16.74	16.45	19.61	≤ 22.86	Pass
11be-EHT20	MCS0	149	5745	25.35	24.88	28.13	≤ 30.00	Pass
11be-EHT20	MCS0	157	5785	21.51	21.45	24.49	≤ 30.00	Pass
11be-EHT20	MCS0	165	5825	21.53	21.36	24.46	≤ 30.00	Pass

Test Mode	Data Rate/ MCS	Channel No.	Freq. (MHz)	Ant 0 Average Power (dBm)	Ant 1 Average Power (dBm)	Total Average Power (dBm)	Average Power Limit (dBm)	Result
11be-EHT40	MCS0	38	5190	17.13	16.70	19.93	≤ 30.00	Pass
11be-EHT40	MCS0	46	5230	24.94	24.50	27.74	≤ 30.00	Pass
11be-EHT40	MCS0	54	5270	19.30	19.50	22.41	≤ 23.98	Pass
11be-EHT40	MCS0	62	5310	18.04	18.29	21.18	≤ 23.98	Pass
11be-EHT40	MCS0	102	5510	18.76	18.22	21.51	≤ 23.98	Pass
11be-EHT40	MCS0	110	5550	20.20	19.75	22.99	≤ 23.98	Pass
11be-EHT40	MCS0	134	5670	17.75	17.86	20.82	≤ 23.98	Pass
11be-EHT40	MCS0	142	5710	19.67	19.87	22.78	≤ 23.98	Pass
11be-EHT40	MCS0	151	5755	25.43	25.08	28.27	≤ 30.00	Pass
11be-EHT40	MCS0	159	5795	24.16	24.10	27.14	≤ 30.00	Pass
11be-EHT80	MCS0	42	5210	16.66	16.90	19.79	≤ 30.00	Pass
11be-EHT80	MCS0	58	5290	17.27	16.92	20.11	≤ 23.98	Pass
11be-EHT80	MCS0	106	5530	18.70	18.26	21.50	≤ 23.98	Pass
11be-EHT80	MCS0	122	5610	20.90	19.81	23.40	≤ 23.98	Pass
11be-EHT80	MCS0	138	5690	20.80	19.83	23.35	≤ 23.98	Pass
11be-EHT80	MCS0	155	5775	22.80	22.48	25.65	≤ 30.00	Pass
11be-EHT160	MCS0	50	5250	15.56	15.15	18.37	≤ 23.98	Pass
11be-EHT160	MCS0	114	5570	16.68	16.37	19.54	≤ 23.98	Pass

Note 1:

The Total Average Power (dBm) = $10*\log\{10^{(\text{Ant 0 Average Power}/10)} + 10^{(\text{Ant 1 Average Power}/10)}\}$.

Note 2:

For 5250- 5350MHz and 5470 - 5725MHz Band: Average Power Limit (dBm) = 23.98 dBm.

For 5150 - 5250MHz and 5725 - 5850MHz Bands: Average Power Limit (dBm) = 30 dBm.

For Channel 144 (5720MHz), Average Power Limit (dBm) = $11+10*\log(5\text{MHz} + BW_{26dBc}/2)$

7.5. Transmit Power Control

7.5.1.Test Limit

The U-NII device is required to have the capability to operate at least 6 dB below the mean EIRP value of 30 dBm.

7.5.2.Test Procedure Used

KDB 789033 D02v02r01- Section E)3)b) Method PM-G

7.5.3.Test Setting

Average power measurements were performed only when the EUT was transmitting at its maximum power control level using a broadband power meter with a pulse sensor. The power meter implemented triggering and gating capabilities which were set up such that power measurements were recorded only during the ON time of the transmitter. The trace was averaged over 100 traces to obtain the final measured average power.

7.5.4.Test Setup

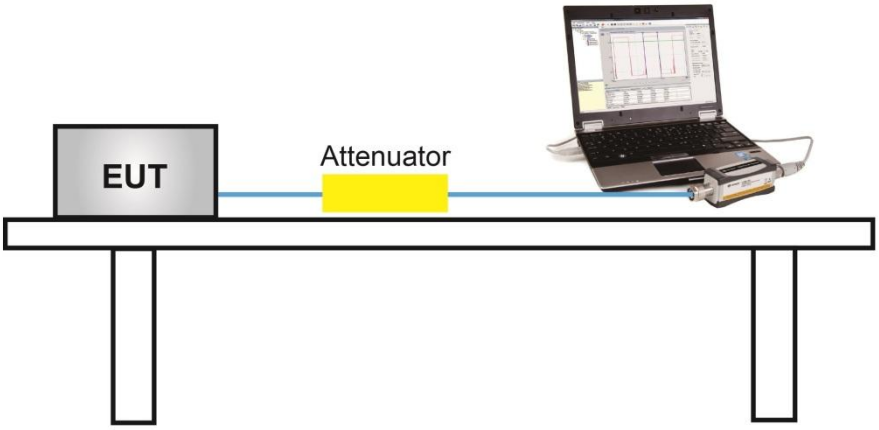

7.5.5.Test Result

Device supports TPC mechanism, details refer to the operational description.

7.6. Power Spectral Density Measurement

7.6.1.Test Limit

For the band 5.15-5.25 GHz, the maximum power spectral density shall not exceed 17 dBm in any 1 megahertz band.

For the 5.25-5.35 GHz and 5.47-5.725 GHz bands, the maximum power spectral density shall not exceed 11 dBm in any 1 megahertz band.

For the band 5.725-5.85 GHz, the maximum power spectral density shall not exceed 30 dBm in any 500-kHz band.

If transmitting antennas of directional gain greater than 6dBi are used, the peak power spectral density shall be reduced by the amount in dB that the directional gain of the antenna exceeds 6dBi.

7.6.2.Test Procedure Used

KDB 789033 D02v02r01-SectionF

7.6.3.Test Setting

1. Analyzer was set to the center frequency of the UNII channel under investigation
2. Span was set to encompass the entire 26dB EBW of the signal.
3. RBW = 1MHz, if measurement bandwidth of Maximum PSD is specified in 500 kHz, RBW = 510 kHz
4. VBW = 3MHz
5. Number of sweep points ≥ 2 × (span / RBW)
6. Detector = power averaging (Average)
7. Sweep time = auto
8. Trigger = free run
9. Use the peak search function on the instrument to find the peak of the spectrum and record its value.
10. Add 10*log(1/x), where x is the duty cycle, to the measured power in order to compute the average power during the actual transmission times (because the measurement represents an average over both the on and off times of the transmission). For example, add 10*log(1/0.25) = 6 dB if the duty cycle is 25 percent.

7.6.4.Test Setup

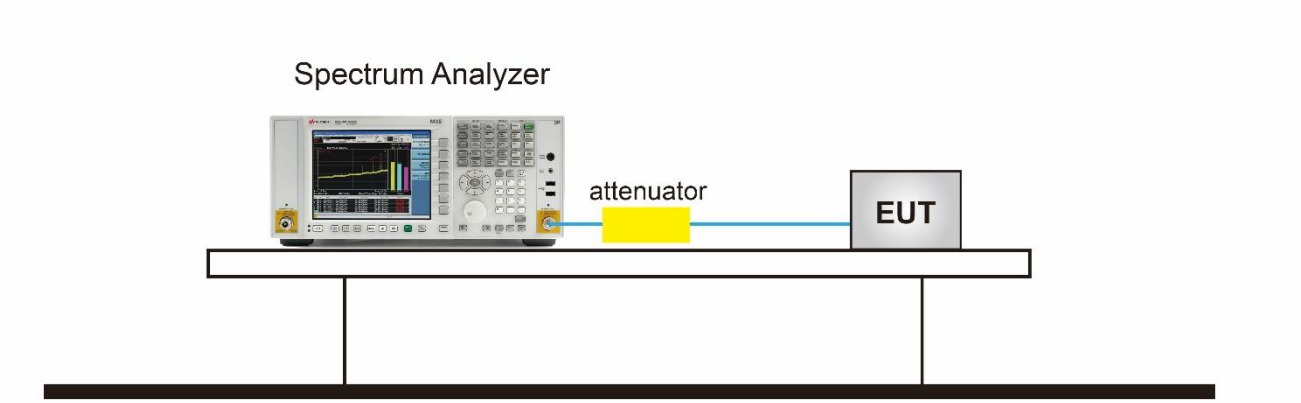

7.6.5.Test Result

Product	BE3600 Dual-Band Wi-Fi 7 Gaming Router	Test Engineer	Owen
Test Site	SR6	Test Date	2025/4/9~2025/5/9
Mode	Power Spectral Density (U-NII- 1/-2a / -2c) CDD Mode		

Test Mode	Data Rate /MCS	Ch. No.	Freq. (MHz)	Ant 0 PSD (dBm/ MHz)	Ant 1 PSD (dBm/ MHz)	Duty Cycle (%)	Total PSD (dBm/ MHz)	PSD Limit (dBm/MHz)	Result
11a	6Mbps	36	5180	9.492	9.678	96.31%	12.760	≤ 15.10	Pass
11a	6Mbps	40	5200	11.833	11.585	96.31%	14.884	≤ 15.10	Pass
11a	6Mbps	48	5240	12.037	11.549	96.31%	14.973	≤ 15.10	Pass
11a	6Mbps	52	5260	5.229	4.779	96.31%	8.183	≤ 8.46	Pass
11a	6Mbps	60	5300	5.059	4.920	96.31%	8.164	≤ 8.46	Pass
11a	6Mbps	64	5320	5.085	4.801	96.31%	8.119	≤ 8.46	Pass
11a	6Mbps	100	5500	5.914	4.677	96.31%	8.513	≤ 8.65	Pass
11a	6Mbps	116	5580	5.562	4.617	96.31%	8.289	≤ 8.65	Pass
11a	6Mbps	140	5700	5.213	4.823	96.31%	8.196	≤ 8.65	Pass
11a	6Mbps	144	5720	5.143	4.913	96.31%	8.203	≤ 8.65	Pass
11ac-VHT20	MCS0	36	5180	9.340	9.264	98.17%	12.393	≤ 15.10	Pass
11ac-VHT20	MCS0	40	5200	11.642	11.451	98.17%	14.638	≤ 15.10	Pass
11ac-VHT20	MCS0	48	5240	11.770	11.610	98.17%	14.781	≤ 15.10	Pass
11ac-VHT20	MCS0	52	5260	5.152	4.780	98.17%	8.060	≤ 8.46	Pass
11ac-VHT20	MCS0	60	5300	5.030	4.755	98.17%	7.985	≤ 8.46	Pass
11ac-VHT20	MCS0	64	5320	5.317	5.258	98.17%	8.378	≤ 8.46	Pass
11ac-VHT20	MCS0	100	5500	5.689	4.655	98.17%	8.293	≤ 8.65	Pass
11ac-VHT20	MCS0	116	5580	5.631	4.832	98.17%	8.340	≤ 8.65	Pass
11ac-VHT20	MCS0	140	5700	5.486	5.163	98.17%	8.418	≤ 8.65	Pass
11ac-VHT20	MCS0	144	5720	5.411	5.327	98.17%	8.460	≤ 8.65	Pass

Test Mode	Data Rate /MCS	Ch. No.	Freq. (MHz)	Ant 0 PSD (dBm/ MHz)	Ant 1 PSD (dBm/ MHz)	Duty Cycle (%)	Total PSD (dBm/ MHz)	PSD Limit (dBm/MHz)	Result
11ac-VHT40	MCS0	38	5190	3.099	2.342	97.97%	5.836	≤ 15.10	Pass
11ac-VHT40	MCS0	46	5230	11.089	10.452	97.97%	13.882	≤ 15.10	Pass
11ac-VHT40	MCS0	54	5270	5.422	4.834	97.97%	8.237	≤ 8.46	Pass
11ac-VHT40	MCS0	62	5310	4.794	5.213	97.97%	8.108	≤ 8.46	Pass
11ac-VHT40	MCS0	102	5510	5.724	4.775	97.97%	8.375	≤ 8.65	Pass
11ac-VHT40	MCS0	110	5550	5.611	4.940	97.97%	8.388	≤ 8.65	Pass
11ac-VHT40	MCS0	134	5670	4.201	4.129	97.97%	7.265	≤ 8.65	Pass
11ac-VHT40	MCS0	142	5710	5.229	5.263	97.97%	8.345	≤ 8.65	Pass
11ac-VHT80	MCS0	42	5210	-0.957	-0.995	96.56%	2.186	≤ 15.10	Pass
11ac-VHT80	MCS0	58	5290	0.294	-0.290	96.56%	3.174	≤ 8.46	Pass
11ac-VHT80	MCS0	106	5530	1.942	1.536	96.56%	4.906	≤ 8.65	Pass
11ac-VHT80	MCS0	122	5610	3.288	3.059	96.56%	6.337	≤ 8.65	Pass
11ac-VHT80	MCS0	138	5690	3.759	3.046	96.56%	6.579	≤ 8.65	Pass
11ac-VHT160	MCS0	50	5250	-2.732	-3.519	96.56%	0.055	≤ 8.46	Pass
11ac-VHT160	MCS0	114	5570	-3.342	-4.182	96.56%	-0.579	≤ 8.65	Pass
11ax-HE20	MCS0	36	5180	9.000	8.690	97.95%	11.948	≤ 15.10	Pass
11ax-HE20	MCS0	40	5200	12.137	11.649	97.95%	15.000	≤ 15.10	Pass
11ax-HE20	MCS0	48	5240	11.976	11.300	97.95%	14.751	≤ 15.10	Pass
11ax-HE20	MCS0	52	5260	5.378	5.037	97.95%	8.311	≤ 8.46	Pass
11ax-HE20	MCS0	60	5300	5.161	4.943	97.95%	8.154	≤ 8.46	Pass
11ax-HE20	MCS0	64	5320	5.405	5.051	97.95%	8.332	≤ 8.46	Pass
11ax-HE20	MCS0	100	5500	5.898	4.943	97.95%	8.547	≤ 8.65	Pass
11ax-HE20	MCS0	116	5580	5.682	4.706	97.95%	8.322	≤ 8.65	Pass
11ax-HE20	MCS0	140	5700	5.692	5.296	97.95%	8.599	≤ 8.65	Pass
11ax-HE20	MCS0	144	5720	5.577	5.224	97.95%	8.504	≤ 8.65	Pass

Test Mode	Data Rate/ MCS	Ch. No.	Freq. (MHz)	Ant 0 PSD (dBm/ MHz)	Ant 1 PSD (dBm/ MHz)	Duty Cycle (%)	Total PSD (dBm/ MHz)	PSD Limit (dBm/MHz)	Result
11ax-HE40	MCS0	38	5190	3.201	2.158	97.78%	5.819	≤ 15.10	Pass
11ax-HE40	MCS0	46	5230	10.970	9.853	97.78%	13.555	≤ 15.10	Pass
11ax-HE40	MCS0	54	5270	5.057	5.307	97.78%	8.292	≤ 8.46	Pass
11ax-HE40	MCS0	62	5310	5.536	4.953	97.78%	8.362	≤ 8.46	Pass
11ax-HE40	MCS0	102	5510	5.952	4.964	97.78%	8.594	≤ 8.65	Pass
11ax-HE40	MCS0	110	5550	5.708	5.007	97.78%	8.479	≤ 8.65	Pass
11ax-HE40	MCS0	134	5670	3.576	3.890	97.78%	6.844	≤ 8.65	Pass
11ax-HE40	MCS0	142	5710	5.405	5.293	97.78%	8.457	≤ 8.65	Pass
11ax-HE80	MCS0	42	5210	-0.453	-0.505	96.70%	2.677	≤ 15.10	Pass
11ax-HE80	MCS0	58	5290	0.158	0.079	96.70%	3.275	≤ 8.46	Pass
11ax-HE80	MCS0	106	5530	1.454	0.760	96.70%	4.277	≤ 8.65	Pass
11ax-HE80	MCS0	122	5610	2.904	1.887	96.70%	5.581	≤ 8.65	Pass
11ax-HE80	MCS0	122	5690	3.750	2.699	96.70%	6.412	≤ 8.65	Pass
11ax-HE160	MCS0	50	5250	-4.005	-4.907	98.10%	-1.339	≤ 8.46	Pass
11ax-HE160	MCS0	114	5570	-3.126	-3.840	98.10%	-0.375	≤ 8.65	Pass
11be-EHT20	MCS0	36	5180	8.995	8.446	97.64%	11.843	≤ 15.10	Pass
11be-EHT20	MCS0	40	5200	11.930	11.304	97.64%	14.742	≤ 15.10	Pass
11be-EHT20	MCS0	48	5240	11.753	11.597	97.64%	14.790	≤ 15.10	Pass
11be-EHT20	MCS0	52	5260	5.226	5.027	97.64%	8.242	≤ 8.46	Pass
11be-EHT20	MCS0	60	5300	5.477	5.097	97.64%	8.405	≤ 8.46	Pass
11be-EHT20	MCS0	64	5320	5.500	4.791	97.64%	8.274	≤ 8.46	Pass
11be-EHT20	MCS0	100	5500	5.553	4.780	97.64%	8.298	≤ 8.65	Pass
11be-EHT20	MCS0	116	5580	5.994	4.810	97.64%	8.556	≤ 8.65	Pass
11be-EHT20	MCS0	140	5700	5.682	5.182	97.64%	8.553	≤ 8.65	Pass
11be-EHT20	MCS0	144	5720	5.623	4.968	97.64%	8.422	≤ 8.65	Pass

Test Mode	Data Rate /MCS	Ch. No.	Freq. (MHz)	Ant 0 PSD (dBm/ MHz)	Ant 1 PSD (dBm/ MHz)	Duty Cycle (%)	Total PSD (dBm/ MHz)	PSD Limit (dBm/MHz)	Result
11be-EHT40	MCS0	38	5190	2.954	2.234	97.62%	5.724	≤ 15.10	Pass
11be-EHT40	MCS0	46	5230	10.973	10.424	97.62%	13.822	≤ 15.10	Pass
11be-EHT40	MCS0	54	5270	5.076	5.154	97.62%	8.230	≤ 8.46	Pass
11be-EHT40	MCS0	62	5310	5.159	5.085	97.62%	8.237	≤ 8.46	Pass
11be-EHT40	MCS0	102	5510	5.461	4.593	97.62%	8.164	≤ 8.65	Pass
11be-EHT40	MCS0	110	5550	5.725	4.967	97.62%	8.477	≤ 8.65	Pass
11be-EHT40	MCS0	134	5670	3.356	3.397	97.62%	6.491	≤ 8.65	Pass
11be-EHT40	MCS0	142	5710	5.247	5.407	97.62%	8.443	≤ 8.65	Pass
11be-EHT80	MCS0	42	5210	-0.107	-0.538	97.99%	2.781	≤ 15.10	Pass
11be-EHT80	MCS0	58	5290	0.229	-0.213	97.99%	3.112	≤ 8.46	Pass
11be-EHT80	MCS0	106	5530	1.856	0.794	97.99%	4.456	≤ 8.65	Pass
11be-EHT80	MCS0	122	5610	3.842	2.896	97.99%	6.493	≤ 8.65	Pass
11be-EHT80	MCS0	138	5690	4.033	2.784	97.99%	6.552	≤ 8.65	Pass
11be-EHT160	MCS0	50	5250	-4.055	-5.135	97.73%	-1.451	≤ 8.46	Pass
11be-EHT160	MCS0	114	5570	-3.417	-3.720	97.73%	-0.456	≤ 8.65	Pass

Note 1: Total PSD (dBm/MHz) = 10*log {$10^{(\text{Ant 0 PSD}/10)}$ + $10^{(\text{Ant 1 PSD}/10)}$} + 10*log (1/Duty Cycle)(dBm/MHz).

Note 2:

For5150 - 5250MHzBand: PSD Limit (dBm/MHz) = 17 - (7.90 - 6) = 15.10dBm/MHz.

For 5250 - 5350MHz Band:PSD Limit (dBm/MHz) = 11 - (8.54 - 6) = 8.46dBm/MHz.

For 5470 - 5725MHz Band:PSD Limit (dBm/MHz) = 11 - (8.35 - 6) = 8.65dBm/MHz.

Product	BE3600 Dual-Band Wi-Fi 7 Gaming Router	Test Engineer	Owen
Test Site	SR6	Test Date	2025/4/9~2025/5/9
Test Item	Power Spectral Density (U-NII-3) CDD Mode		

Test Mode	Data Rate/ MCS	Ch. No.	Freq. (MHz)	Ant 0 PSD (dBm/ 510KHz)	Ant 1 PSD (dBm/ 510KHz)	Duty Cycle (%)	Total PSD (dBm/ 510kHz)	Limit (dBm/ 500kHz)	Result
11a	6Mbps	149	5745	11.621	11.025	96.31%	14.507	≤ 28.17	Pass
11a	6Mbps	157	5785	11.725	11.052	96.31%	14.575	≤ 28.17	Pass
11a	6Mbps	165	5825	11.303	11.001	96.31%	14.328	≤ 28.17	Pass
11ac-VHT20	MCS0	149	5745	10.833	10.597	98.17%	13.807	≤ 28.17	Pass
11ac-VHT20	MCS0	157	5785	11.323	10.917	98.17%	14.215	≤ 28.17	Pass
11ac-VHT20	MCS0	165	5825	7.584	7.156	98.17%	10.466	≤ 28.17	Pass
11ac-VHT40	MCS0	151	5755	8.465	7.785	97.97%	11.238	≤ 28.17	Pass
11ac-VHT40	MCS0	159	5795	7.850	7.541	97.97%	10.798	≤ 28.17	Pass
11ac-VHT80	MCS0	155	5775	3.600	2.798	96.56%	6.380	≤ 28.17	Pass
11ax-HE20	MCS0	149	5745	10.976	10.507	97.95%	13.848	≤ 28.17	Pass
11ax-HE20	MCS0	157	5785	8.019	7.577	97.95%	10.904	≤ 28.17	Pass
11ax-HE20	MCS0	165	5825	7.597	6.999	97.95%	10.409	≤ 28.17	Pass
11ax-HE40	MCS0	151	5755	8.322	7.760	97.78%	11.158	≤ 28.17	Pass
11ax-HE40	MCS0	159	5795	7.596	7.136	97.78%	10.480	≤ 28.17	Pass
11ax-HE80	MCS0	155	5775	2.687	2.332	96.70%	5.669	≤ 28.17	Pass
11be-EHT20	MCS0	149	5745	10.713	10.785	97.64%	13.863	≤ 28.17	Pass
11be-EHT20	MCS0	157	5785	7.385	7.122	97.64%	10.370	≤ 28.17	Pass
11be-EHT20	MCS0	165	5825	7.294	6.897	97.64%	10.214	≤ 28.17	Pass
11be-EHT40	MCS0	151	5755	8.334	8.013	97.62%	11.291	≤ 28.17	Pass
11be-EHT40	MCS0	159	5795	7.325	7.628	97.62%	10.594	≤ 28.17	Pass
11be-EHT80	MCS0	155	5775	3.234	2.774	97.99%	6.109	≤ 28.17	Pass

Note 1: The total PSD (dBm/510kHz) = 10*log {$10^{(\text{Ant 0 PSD}/10)}$ + $10^{(\text{Ant 1 PSD}/10)}$} (dBm/510kHz) + 10*log (1/Duty Cycle).

Note 2: PSD Limit (dBm/500kHz) = 30 - (7.83 - 6) = 28.17 (dBm/500kHz).

802.11a Power Spectral Density - Ant 0

Channel 36 (5180MHz)

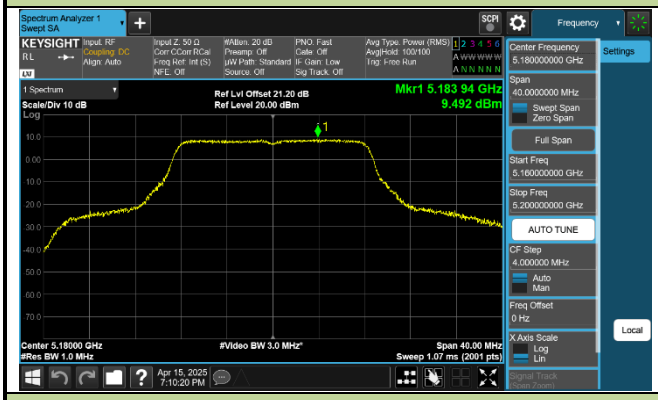

Channel 40 (5200MHz)

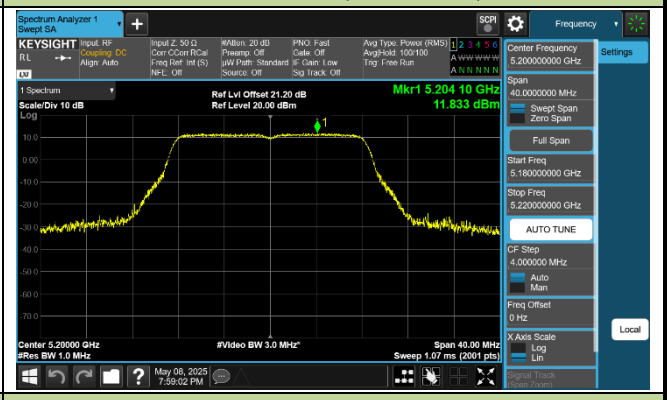

Channel 48 (5240MHz)

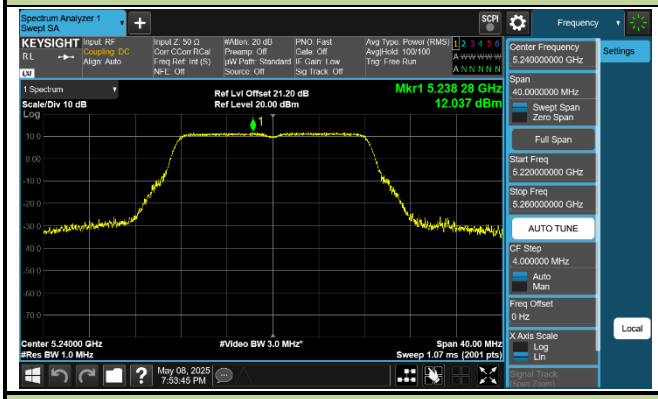

Channel 52 (5260MHz)

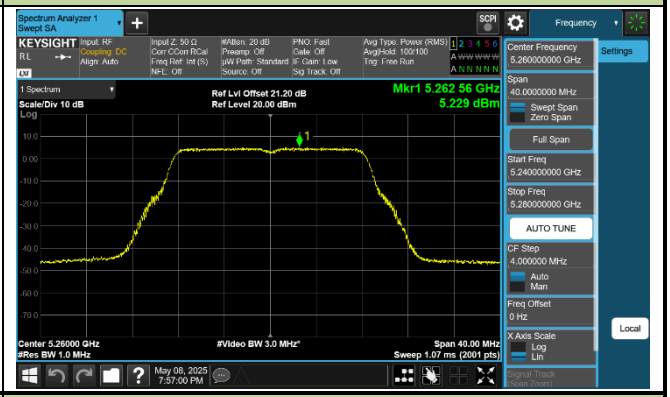

Channel 60 (5300MHz)

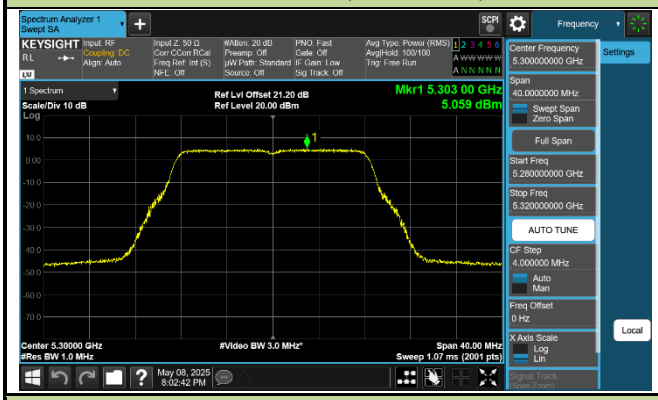

Channel 64 (5320MHz)

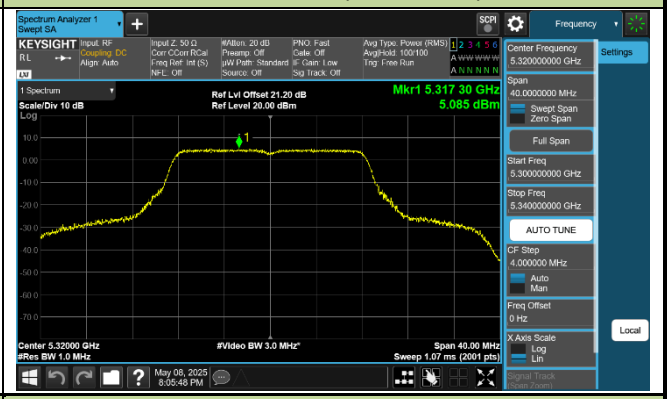

Channel 100 (5500MHz)

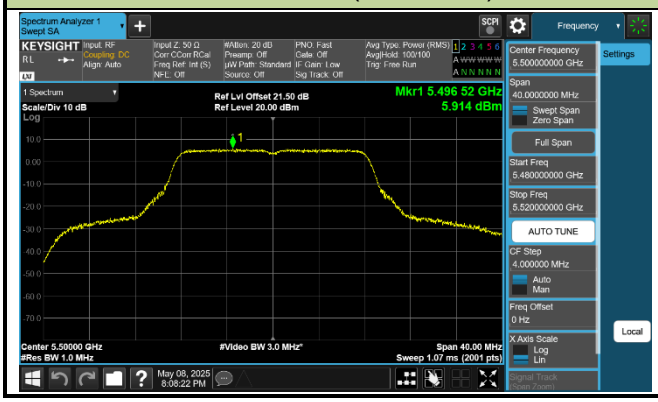
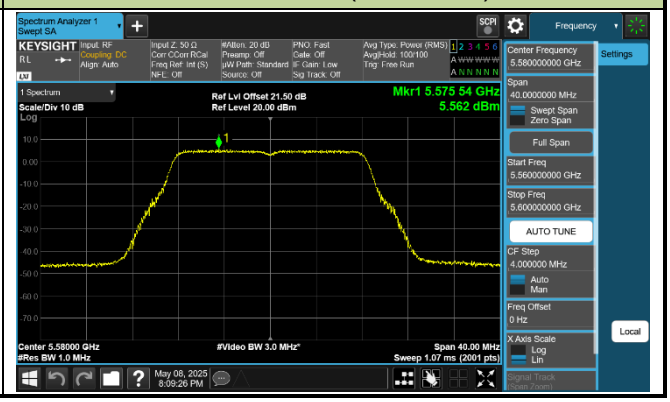
Channel 116 (5580MHz)