EUT	BE3600 Dual-Band Wi-Fi Gaming Router	Date of Test	2025-04-16
Factor	DRH18-E	Temp. / Humidity	21°C /63%
Polarity	Horizontal	Site / Test Engineer	AC2 / Stanley
Test Mode	802.11a_TX_Band4_CH 149_ANT 0+1	Test Voltage	AC 120V/60Hz

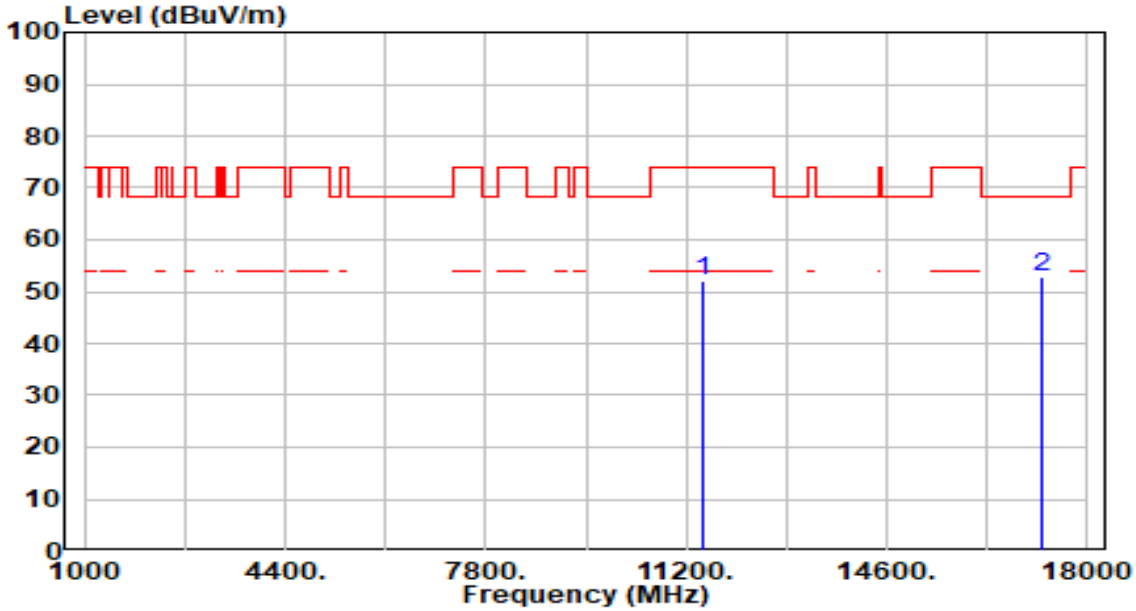

No		Frequency (MHz)	Reading (dBuV)	C.F (dB/m)	Measurement (dBuV/m)	Margin (dB)	Limit (dBuV/m)	Height (cm)	Angle (deg)	Remark (QP/PK/AV)
1		11490.000	45.08	7.17	52.25	-21.75	74.00	100	284	Peak
2	*	17235.000	45.51	7.51	53.01	-15.19	68.20	100	26	Peak

Note:

1. " *", means this data is the worst emission level.
2. C.F (Correction Factor) = Antenna Factor (dB/m)+ Cable Loss (dB) – Preamplifier(dB).
3. Measurement (dBuV/m) = Reading(dBuV) + C.F (Correction Factor).
4. The emission levels of other frequencies are very lower than the limit and not show in test report.

EUT	BE3600 Dual-Band Wi-Fi Gaming Router	Date of Test	2025-04-16
Factor	DRH18-E	Temp. / Humidity	21°C /63%
Polarity	Vertical	Site / Test Engineer	AC2 / Stanley
Test Mode	802.11a_TX_Band4_CH 149_ANT 0+1	Test Voltage	AC 120V/60Hz

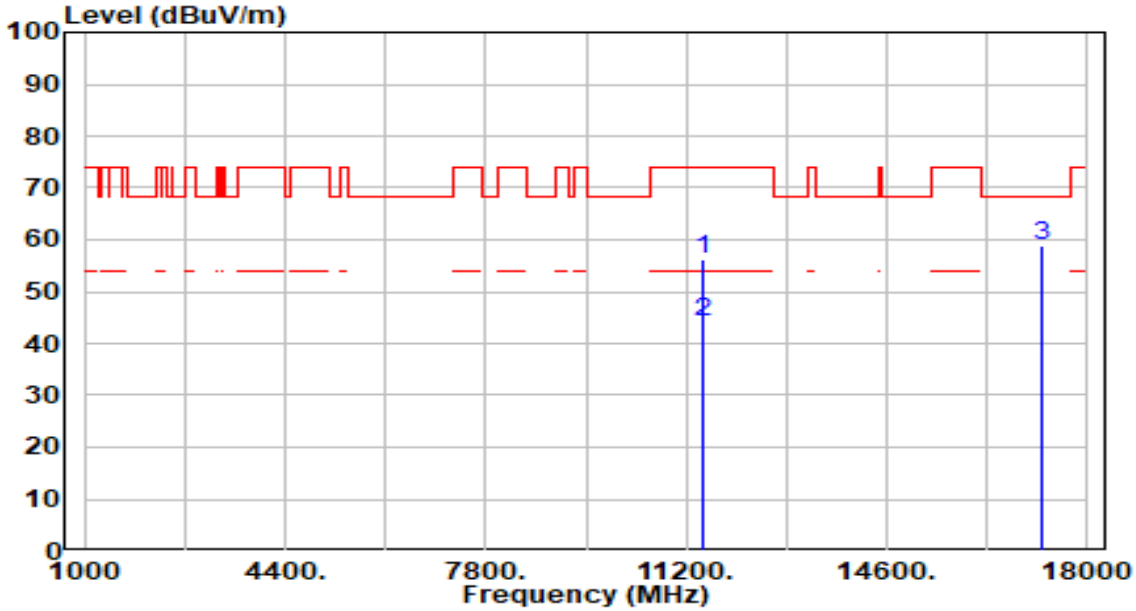

No		Frequency (MHz)	Reading (dBuV)	C.F (dB/m)	Measurement (dBuV/m)	Margin (dB)	Limit (dBuV/m)	Height (cm)	Angle (deg)	Remark (QP/PK/AV)
1		11490.000	49.12	7.17	56.29	-17.71	74.00	200	188	Peak
2	*	11490.000	36.93	7.17	44.10	-9.90	54.00	200	188	Average
3	*	17235.000	51.41	7.51	58.92	-9.28	68.20	300	178	Peak

Note:

1. " *", means this data is the worst emission level.
2. C.F (Correction Factor) = Antenna Factor (dB/m)+ Cable Loss (dB) – Preamplifier(dB).
3. Measurement (dBuV/m) = Reading(dBuV) + C.F (Correction Factor).
4. The emission levels of other frequencies are very lower than the limit and not show in test report.

EUT	BE3600 Dual-Band Wi-Fi 7 Gaming Router	Date of Test	2025-04-16
Factor	DRH18-E	Temp. / Humidity	21°C /63%
Polarity	Horizontal	Site / Test Engineer	AC2 / Aby
Test Mode	802.11a_TX_Band4_CH 157_ANT 0+1	Test Voltage	AC 120V/60Hz

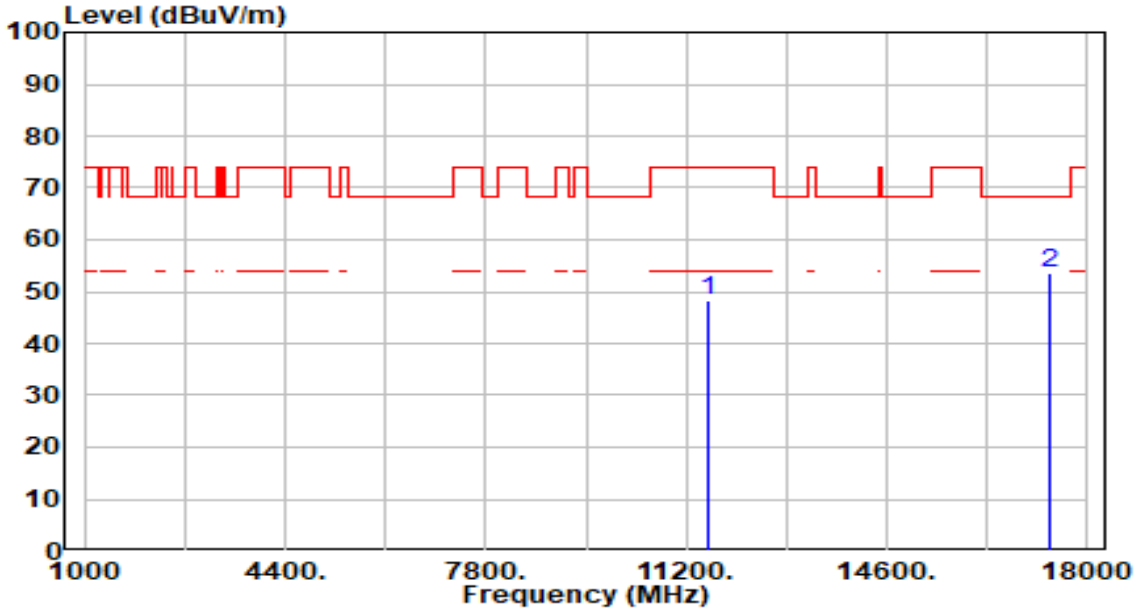

No		Frequency (MHz)	Reading (dBuV)	C.F (dB/m)	Measurement (dBuV/m)	Margin (dB)	Limit (dBuV/m)	Height (cm)	Angle (deg)	Remark (QP/PK/AV)
1		11570.000	40.92	7.25	48.17	-25.84	74.00	200	329	Peak
2	*	17355.000	46.45	7.27	53.72	-14.48	68.20	200	355	Peak

Note:

1. " *", means this data is the worst emission level.
2. C.F (Correction Factor) = Antenna Factor (dB/m)+ Cable Loss (dB) – Preamplifier(dB).
3. Measurement (dBuV/m) = Reading(dBuV) + C.F (Correction Factor).
4. The emission levels of other frequencies are very lower than the limit and not show in test report.

EUT	BE3600 Dual-Band Wi-Fi 7 Gaming Router	Date of Test	2025-04-16
Factor	DRH18-E	Temp. / Humidity	21°C /63%
Polarity	Vertical	Site / Test Engineer	AC2 / Aby
Test Mode	802.11a_TX_Band4_CH 157_ANT 0+1	Test Voltage	AC 120V/60Hz

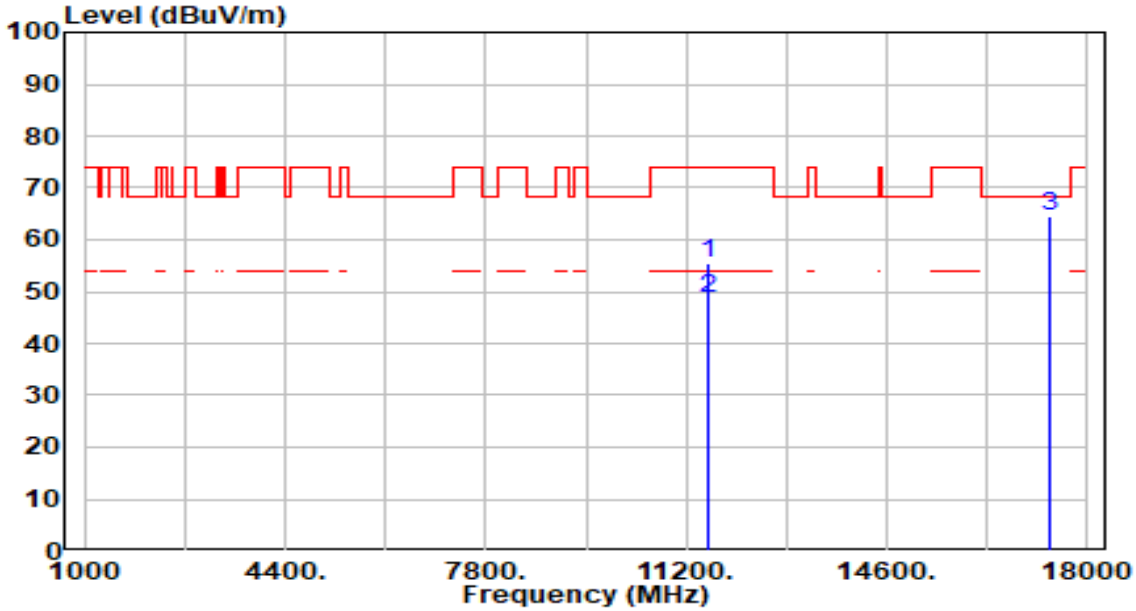

No		Frequency (MHz)	Reading (dBuV)	C.F (dB/m)	Measurement (dBuV/m)	Margin (dB)	Limit (dBuV/m)	Height (cm)	Angle (deg)	Remark (QP/PK/AV)
1		11570.000	48.13	7.25	55.38	-18.62	74.00	200	123	Peak
2	*	11570.000	41.35	7.25	48.60	-5.40	54.00	200	123	Average
3	*	17355.000	57.13	7.27	64.40	-3.80	68.20	200	181	Peak

Note:

1. " *", means this data is the worst emission level.
2. C.F (Correction Factor) = Antenna Factor (dB/m)+ Cable Loss (dB) – Preamplifier(dB).
3. Measurement (dBuV/m) = Reading(dBuV) + C.F (Correction Factor).
4. The emission levels of other frequencies are very lower than the limit and not show in test report.

EUT	BE3600 Dual-Band Wi-Fi 7 Gaming Router	Date of Test	2025-04-16
Factor	DRH18-E	Temp. / Humidity	21°C /63%
Polarity	Horizontal	Site / Test Engineer	AC2 / Aby
Test Mode	802.11a_TX_Band4_CH 165_ANT 0+1	Test Voltage	AC 120V/60Hz

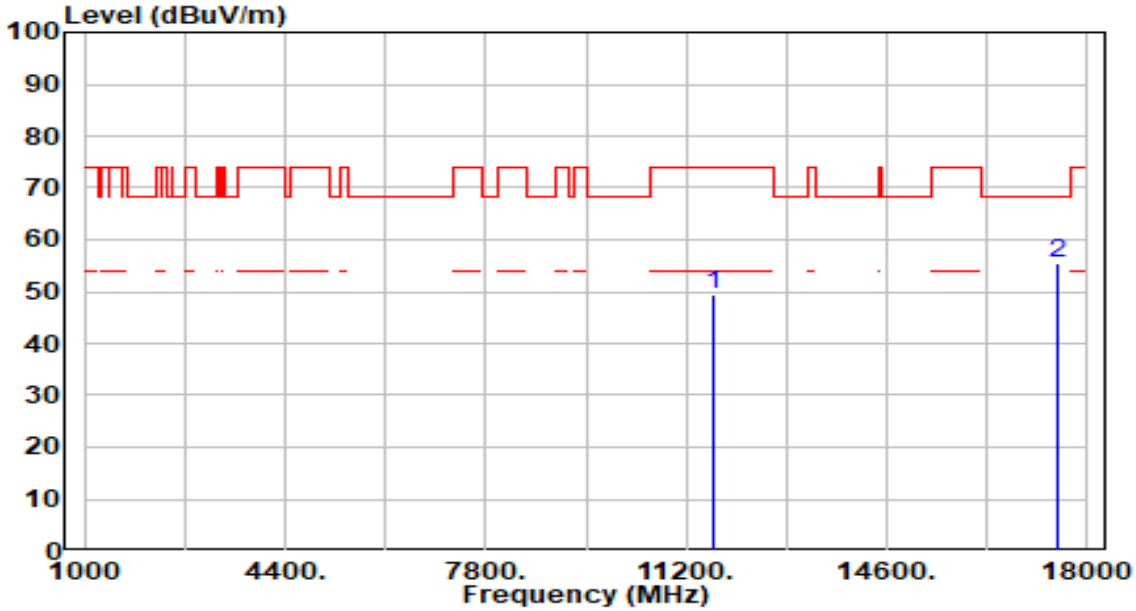

No		Frequency (MHz)	Reading (dBuV)	C.F (dB/m)	Measurement (dBuV/m)	Margin (dB)	Limit (dBuV/m)	Height (cm)	Angle (deg)	Remark (QP/PK/AV)
1		11650.000	42.07	7.27	49.34	-24.66	74.00	200	76	Peak
2	*	17475.000	48.13	7.33	55.46	-12.74	68.20	200	249	Peak

Note:

1. " *", means this data is the worst emission level.
2. C.F (Correction Factor) = Antenna Factor (dB/m)+ Cable Loss (dB) – Preamplifier(dB).
3. Measurement (dBuV/m) = Reading(dBuV) + C.F (Correction Factor).
4. The emission levels of other frequencies are very lower than the limit and not show in test report.

EUT	BE3600 Dual-Band Wi-Fi 7 Gaming Router	Date of Test	2025-04-16
Factor	DRH18-E	Temp. / Humidity	21°C /63%
Polarity	Vertical	Site / Test Engineer	AC2 / Aby
Test Mode	802.11a_TX_Band4_CH 165_ANT 0+1	Test Voltage	AC 120V/60Hz

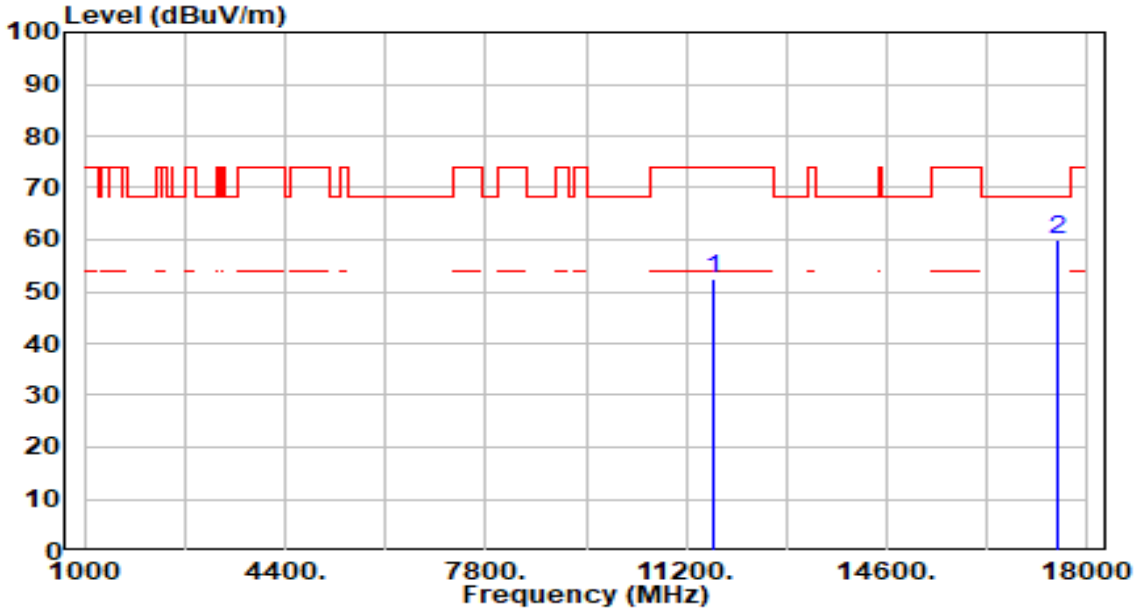

No		Frequency (MHz)	Reading (dBuV)	C.F (dB/m)	Measurement (dBuV/m)	Margin (dB)	Limit (dBuV/m)	Height (cm)	Angle (deg)	Remark (QP/PK/AV)
1		11650.000	45.26	7.27	52.52	-21.48	74.00	200	0	Peak
2	*	17475.000	52.69	7.33	60.02	-8.18	68.20	200	13	Peak

Note:

1. " *", means this data is the worst emission level.
2. C.F (Correction Factor) = Antenna Factor (dB/m)+ Cable Loss (dB) – Preamplifier(dB).
3. Measurement (dBuV/m) = Reading(dBuV) + C.F (Correction Factor).
4. The emission levels of other frequencies are very lower than the limit and not show in test report.

EUT	BE3600 Dual-Band Wi-Fi 7 Gaming Router	Date of Test	2025-04-16
Factor	DRH18-E	Temp. / Humidity	21°C /63%
Polarity	Horizontal	Site / Test Engineer	AC2 / Aby
Test Mode	802.11ac-20MHz_TX_Band1_CH 36_ANT 0+1	Test Voltage	AC 120V/60Hz

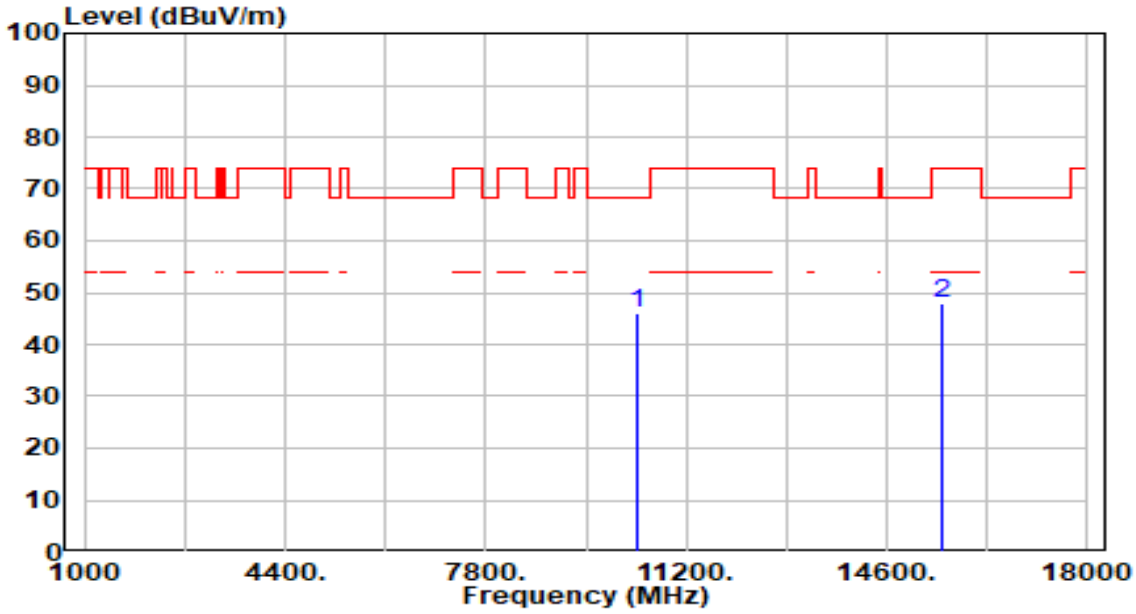

No		Frequency (MHz)	Reading (dBuV)	C.F (dB/m)	Measurement (dBuV/m)	Margin (dB)	Limit (dBuV/m)	Height (cm)	Angle (deg)	Remark (QP/PK/AV)
1	*	10360.000	39.40	6.57	45.97	-22.23	68.20	200	82	Peak
2		15540.000	39.50	8.43	47.93	-26.07	74.00	200	160	Peak

Note:

1. " *", means this data is the worst emission level.
2. C.F (Correction Factor) = Antenna Factor (dB/m)+ Cable Loss (dB) – Preamplifier(dB).
3. Measurement (dBuV/m) = Reading(dBuV) + C.F (Correction Factor).
4. The emission levels of other frequencies are very lower than the limit and not show in test report.

EUT	BE3600 Dual-Band Wi-Fi 7 Gaming Router	Date of Test	2025-04-16
Factor	DRH18-E	Temp. / Humidity	21°C /63%
Polarity	Vertical	Site / Test Engineer	AC2 / Aby
Test Mode	802.11ac-20MHz_TX_Band1_CH 36_ANT 0+1	Test Voltage	AC 120V/60Hz

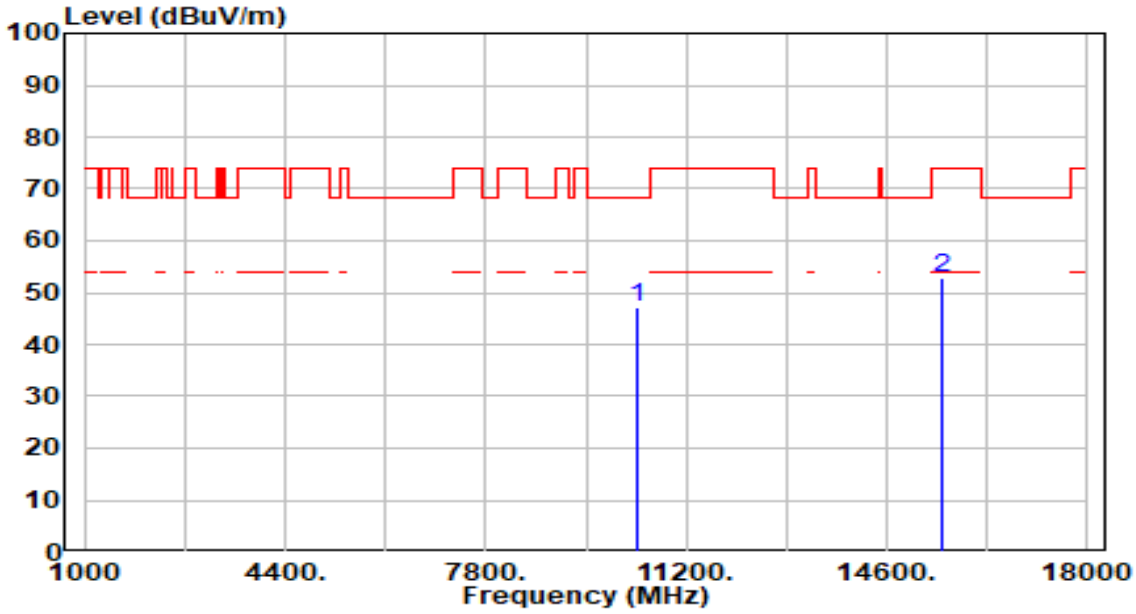

No		Frequency (MHz)	Reading (dBuV)	C.F (dB/m)	Measurement (dBuV/m)	Margin (dB)	Limit (dBuV/m)	Height (cm)	Angle (deg)	Remark (QP/PK/AV)
1	*	10360.000	40.66	6.57	47.23	-20.97	68.20	200	179	Peak
2		15540.000	44.28	8.43	52.72	-21.28	74.00	200	164	Peak

Note:

1. " *", means this data is the worst emission level.
2. C.F (Correction Factor) = Antenna Factor (dB/m)+ Cable Loss (dB) – Preamplifier(dB).
3. Measurement (dBuV/m) = Reading(dBuV) + C.F (Correction Factor).
4. The emission levels of other frequencies are very lower than the limit and not show in test report.

EUT	BE3600 Dual-Band Wi-Fi 7 Gaming Router	Date of Test	2025-04-16
Factor	DRH18-E	Temp. / Humidity	21°C /63%
Polarity	Horizontal	Site / Test Engineer	AC2 / Aby
Test Mode	802.11ac-20MHz_TX_Band1_CH 40_ANT 0+1	Test Voltage	AC 120V/60Hz

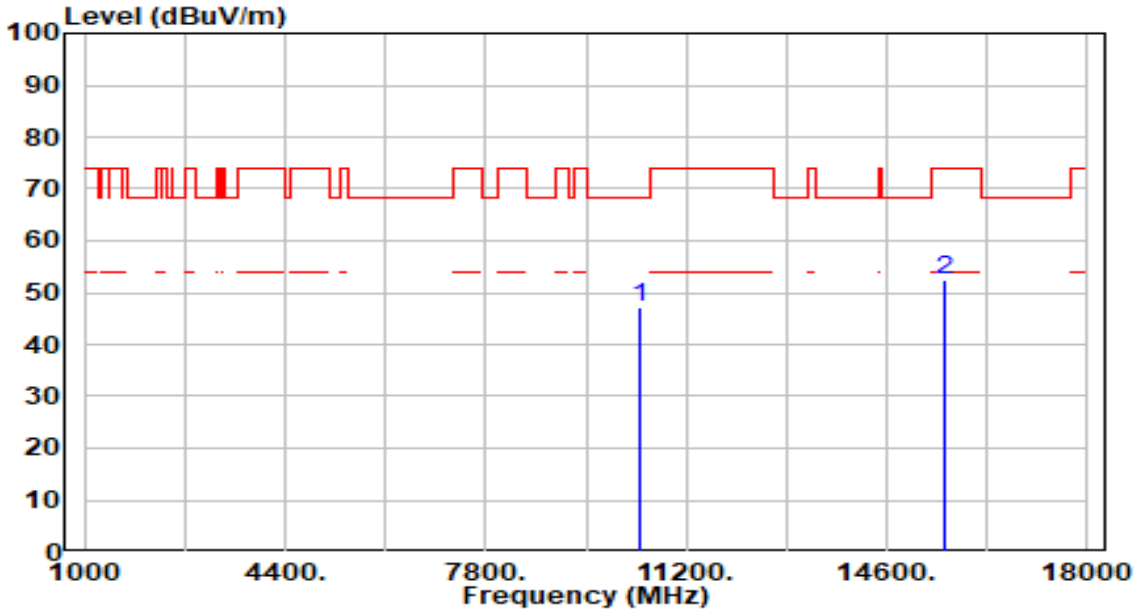

No		Frequency (MHz)	Reading (dBuV)	C.F (dB/m)	Measurement (dBuV/m)	Margin (dB)	Limit (dBuV/m)	Height (cm)	Angle (deg)	Remark (QP/PK/AV)
1	*	10400.000	40.62	6.53	47.15	-21.05	68.20	200	201	Peak
2		15600.000	44.24	8.32	52.56	-21.44	74.00	200	180	Peak

Note:

1. " *", means this data is the worst emission level.
2. C.F (Correction Factor) = Antenna Factor (dB/m)+ Cable Loss (dB) – Preamplifier(dB).
3. Measurement (dBuV/m) = Reading(dBuV) + C.F (Correction Factor).
4. The emission levels of other frequencies are very lower than the limit and not show in test report.

EUT	BE3600 Dual-Band Wi-Fi 7 Gaming Router	Date of Test	2025-04-16
Factor	DRH18-E	Temp. / Humidity	21°C /63%
Polarity	Vertical	Site / Test Engineer	AC2 / Aby
Test Mode	802.11ac-20MHz_TX_Band1_CH 40_ANT 0+1	Test Voltage	AC 120V/60Hz

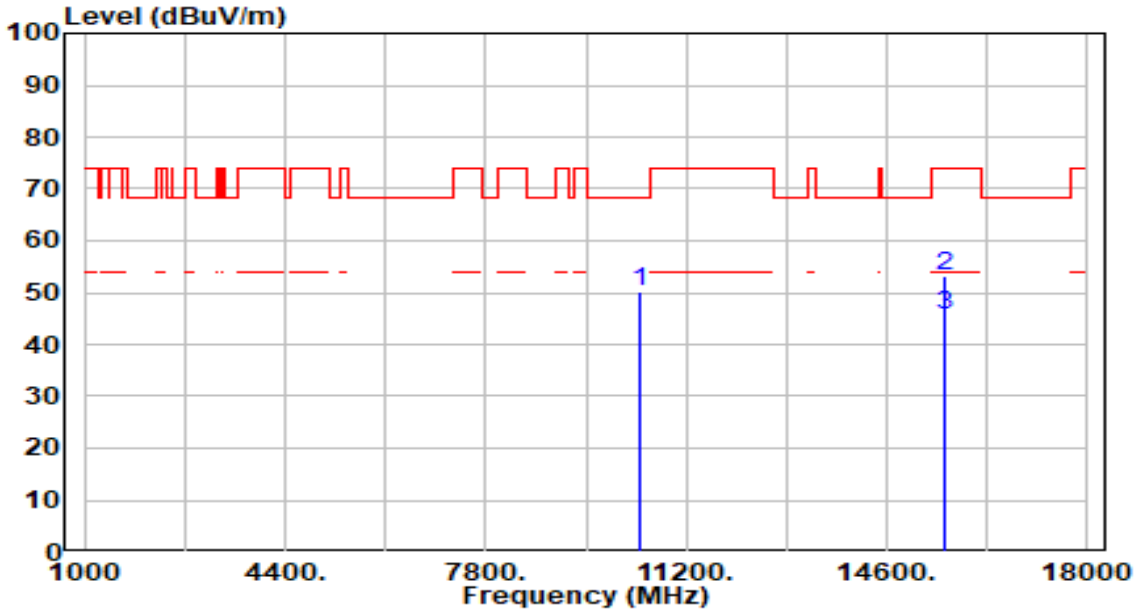

No		Frequency (MHz)	Reading (dBuV)	C.F (dB/m)	Measurement (dBuV/m)	Margin (dB)	Limit (dBuV/m)	Height (cm)	Angle (deg)	Remark (QP/PK/AV)
1	*	10400.000	43.73	6.53	50.27	-17.93	68.20	200	172	Peak
2		15600.000	45.06	8.32	53.38	-20.62	74.00	200	164	Peak
3	*	15600.000	37.19	8.32	45.51	-8.49	54.00	200	164	Average

Note:

1. " *", means this data is the worst emission level.
2. C.F (Correction Factor) = Antenna Factor (dB/m)+ Cable Loss (dB) – Preamplifier(dB).
3. Measurement (dBuV/m) = Reading(dBuV) + C.F (Correction Factor).
4. The emission levels of other frequencies are very lower than the limit and not show in test report.

EUT	BE3600 Dual-Band Wi-Fi 7 Gaming Router	Date of Test	2025-04-16
Factor	DRH18-E	Temp. / Humidity	21°C /63%
Polarity	Horizontal	Site / Test Engineer	AC2 / Aby
Test Mode	802.11ac-20MHz_TX_Band1_CH 48_ANT 0+1	Test Voltage	AC 120V/60Hz

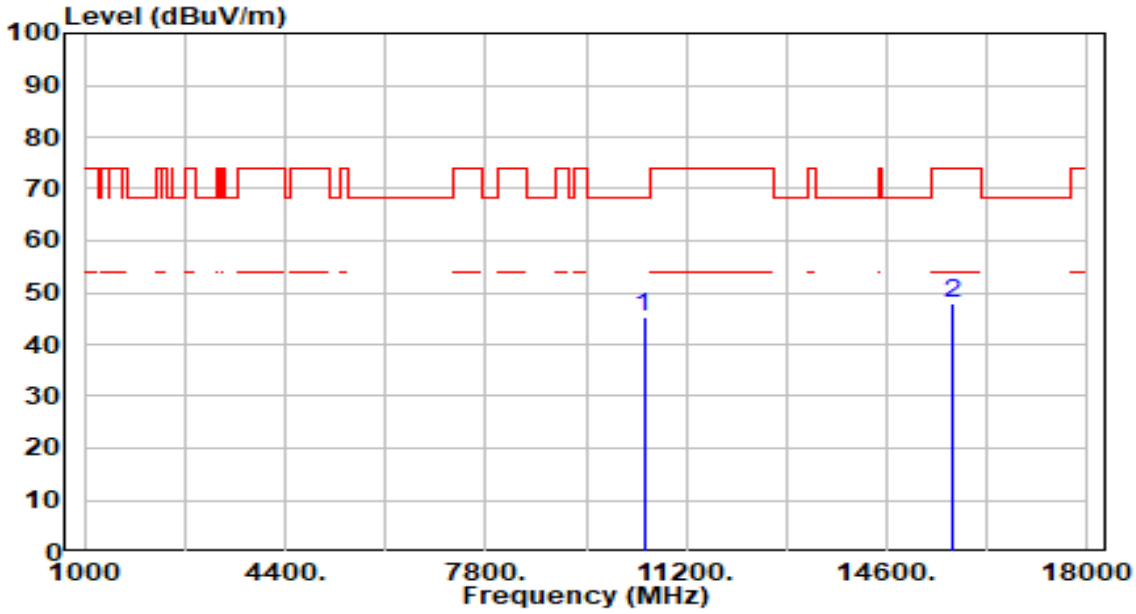

No		Frequency (MHz)	Reading (dBuV)	C.F (dB/m)	Measurement (dBuV/m)	Margin (dB)	Limit (dBuV/m)	Height (cm)	Angle (deg)	Remark (QP/PK/AV)
1	*	10480.000	38.68	6.45	45.13	-23.07	68.20	200	86	Peak
2		15720.000	39.47	8.62	48.09	-25.91	74.00	200	172	Peak

Note:

1. " *", means this data is the worst emission level.
2. C.F (Correction Factor) = Antenna Factor (dB/m)+ Cable Loss (dB) – Preamplifier(dB).
3. Measurement (dBuV/m) = Reading(dBuV) + C.F (Correction Factor).
4. The emission levels of other frequencies are very lower than the limit and not show in test report.

EUT	BE3600 Dual-Band Wi-Fi 7 Gaming Router	Date of Test	2025-04-16
Factor	DRH18-E	Temp. / Humidity	21°C /63%
Polarity	Vertical	Site / Test Engineer	AC2 / Aby
Test Mode	802.11ac-20MHz_TX_Band1_CH 48_ANT 0+1	Test Voltage	AC 120V/60Hz

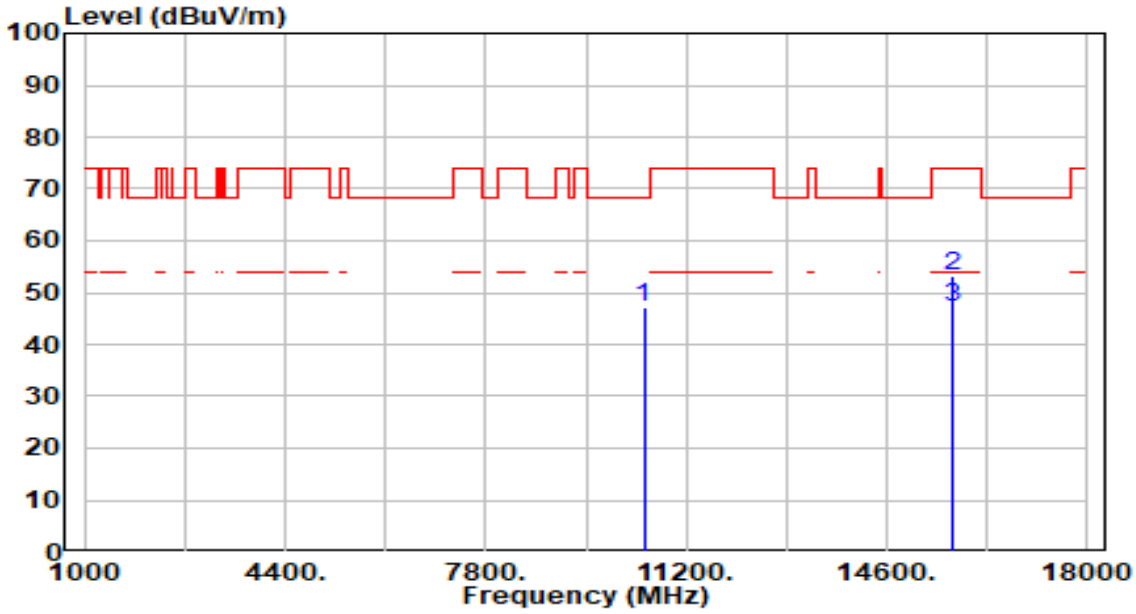

No		Frequency (MHz)	Reading (dBuV)	C.F (dB/m)	Measurement (dBuV/m)	Margin (dB)	Limit (dBuV/m)	Height (cm)	Angle (deg)	Remark (QP/PK/AV)
1		10480.000	40.78	6.45	47.22	-20.98	68.20	200	170	Peak
2	*	15720.000	44.65	8.62	53.27	-20.73	74.00	200	164	Peak
3	*	15720.000	38.61	8.62	47.23	-6.77	54.00	200	164	Average

Note:

1. " *", means this data is the worst emission level.
2. C.F (Correction Factor) = Antenna Factor (dB/m)+ Cable Loss (dB) – Preamplifier(dB).
3. Measurement (dBuV/m) = Reading(dBuV) + C.F (Correction Factor).
4. The emission levels of other frequencies are very lower than the limit and not show in test report.

EUT	BE3600 Dual-Band Wi-Fi 7 Gaming Router	Date of Test	2025-04-16
Factor	DRH18-E	Temp. / Humidity	21°C /63%
Polarity	Horizontal	Site / Test Engineer	AC2 / Aby
Test Mode	802.11ac-20MHz_TX_Band2_CH 52_ANT 0+1	Test Voltage	AC 120V/60Hz

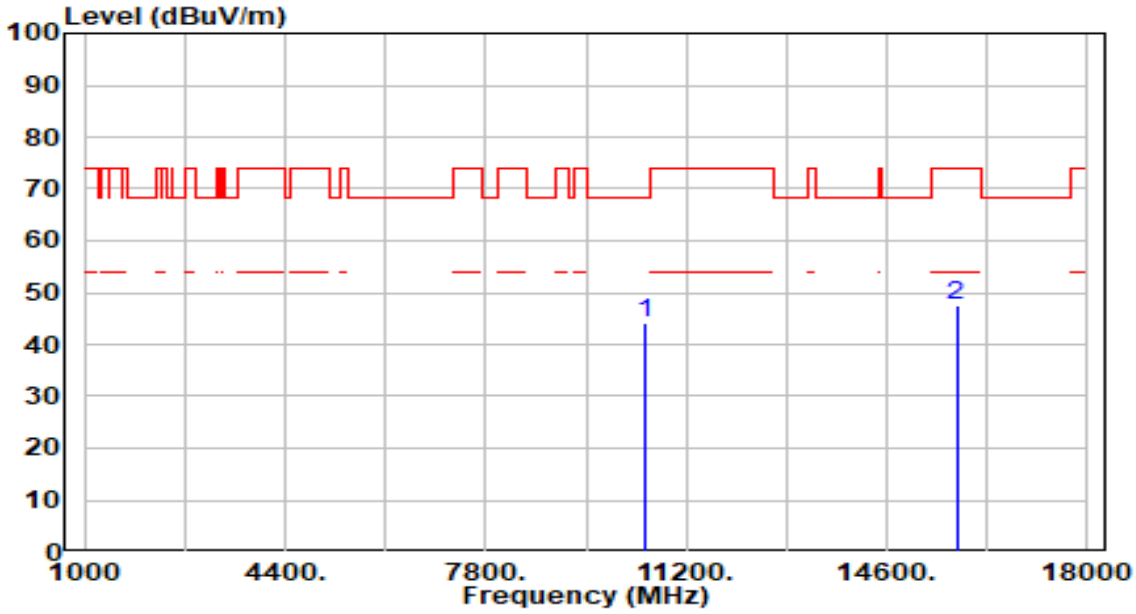

No		Frequency (MHz)	Reading (dBuV)	C.F (dB/m)	Measurement (dBuV/m)	Margin (dB)	Limit (dBuV/m)	Height (cm)	Angle (deg)	Remark (QP/PK/AV)
1	*	10520.000	37.83	6.41	44.24	-23.96	68.20	200	280	Peak
2		15780.000	38.86	8.73	47.59	-26.41	74.00	200	266	Peak

Note:

1. " *", means this data is the worst emission level.
2. C.F (Correction Factor) = Antenna Factor (dB/m)+ Cable Loss (dB) – Preamplifier(dB).
3. Measurement (dBuV/m) = Reading(dBuV) + C.F (Correction Factor).
4. The emission levels of other frequencies are very lower than the limit and not show in test report.

EUT	BE3600 Dual-Band Wi-Fi 7 Gaming Router	Date of Test	2025-04-16
Factor	DRH18-E	Temp. / Humidity	21°C /63%
Polarity	Vertical	Site / Test Engineer	AC2 / Aby
Test Mode	802.11ac-20MHz_TX_Band2_CH 52_ANT 0+1	Test Voltage	AC 120V/60Hz

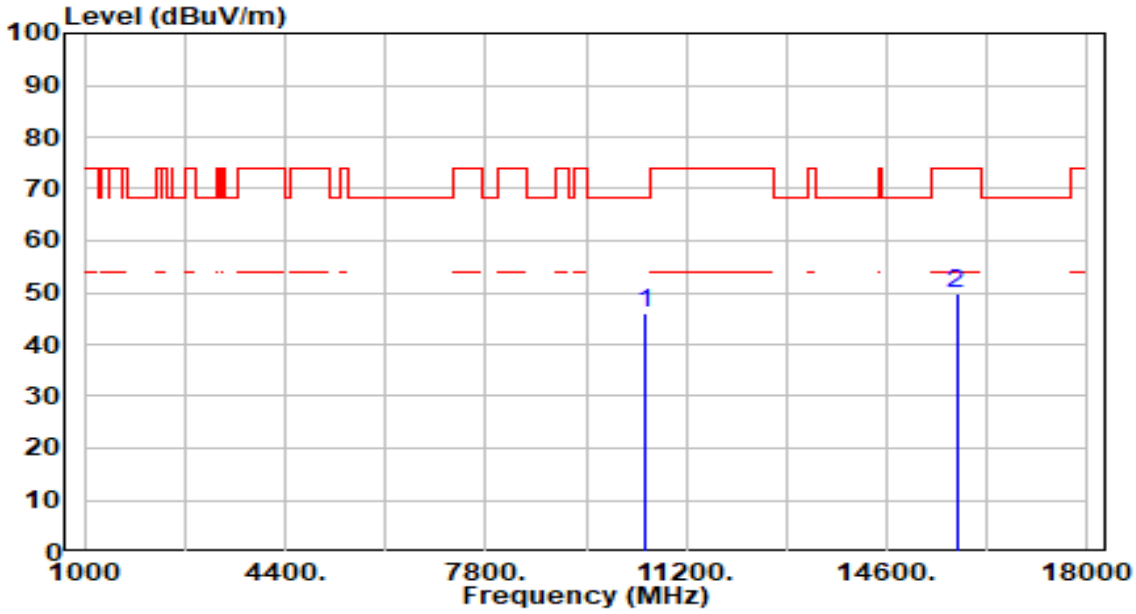

No		Frequency (MHz)	Reading (dBuV)	C.F (dB/m)	Measurement (dBuV/m)	Margin (dB)	Limit (dBuV/m)	Height (cm)	Angle (deg)	Remark (QP/PK/AV)
1	*	10520.000	39.79	6.41	46.20	-22.00	68.20	200	244	Peak
2		15780.000	41.12	8.73	49.84	-24.16	74.00	200	145	Peak

Note:

1. " *", means this data is the worst emission level.
2. C.F (Correction Factor) = Antenna Factor (dB/m)+ Cable Loss (dB) – Preamplifier(dB).
3. Measurement (dBuV/m) = Reading(dBuV) + C.F (Correction Factor).
4. The emission levels of other frequencies are very lower than the limit and not show in test report.

EUT	BE3600 Dual-Band Wi-Fi 7 Gaming Router	Date of Test	2025-04-16
Factor	DRH18-E	Temp. / Humidity	21°C /63%
Polarity	Horizontal	Site / Test Engineer	AC2 / Aby
Test Mode	802.11ac-20MHz_TX_Band2_CH 60_ANT 0+1	Test Voltage	AC 120V/60Hz

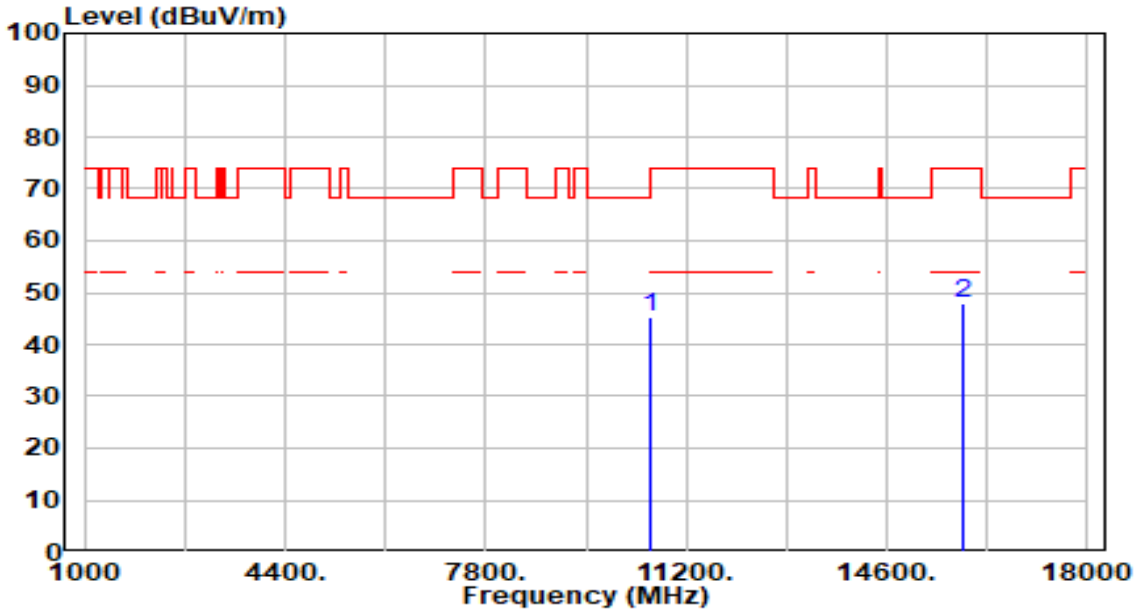

No		Frequency (MHz)	Reading (dBuV)	C.F (dB/m)	Measurement (dBuV/m)	Margin (dB)	Limit (dBuV/m)	Height (cm)	Angle (deg)	Remark (QP/PK/AV)
1	*	10600.000	38.98	6.36	45.34	-22.86	68.20	200	58	Peak
2		15900.000	39.07	8.94	48.02	-25.98	74.00	200	237	Peak

Note:

1. " *", means this data is the worst emission level.
2. C.F (Correction Factor) = Antenna Factor (dB/m)+ Cable Loss (dB) – Preamplifier(dB).
3. Measurement (dBuV/m) = Reading(dBuV) + C.F (Correction Factor).
4. The emission levels of other frequencies are very lower than the limit and not show in test report.

EUT	BE3600 Dual-Band Wi-Fi 7 Gaming Router	Date of Test	2025-04-16
Factor	DRH18-E	Temp. / Humidity	21°C /63%
Polarity	Vertical	Site / Test Engineer	AC2 / Aby
Test Mode	802.11ac-20MHz_TX_Band2_CH 60_ANT 0+1	Test Voltage	AC 120V/60Hz

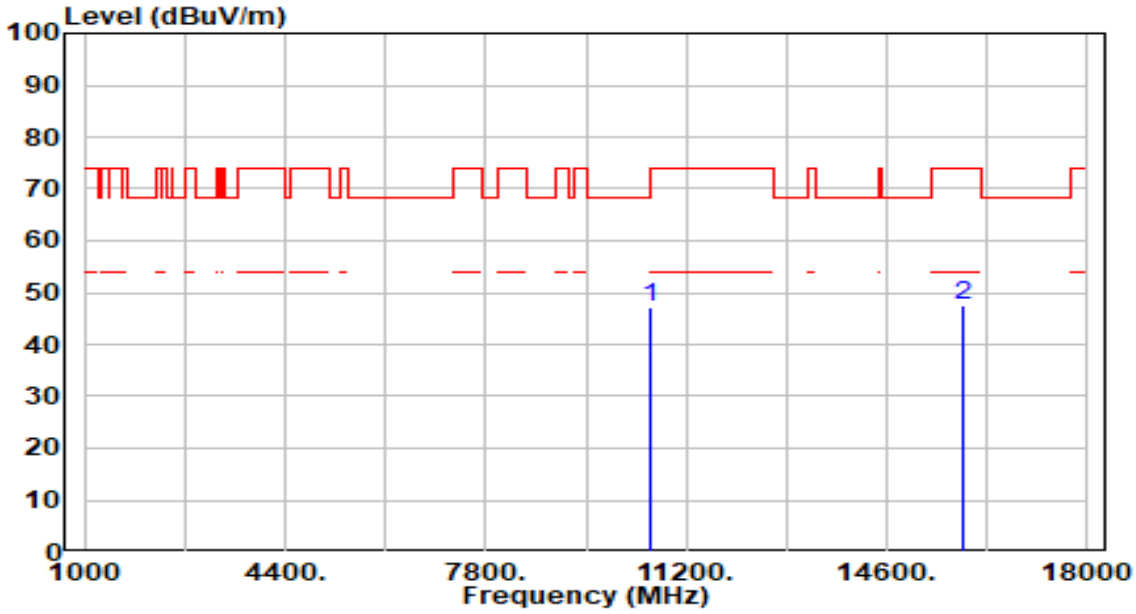

No		Frequency (MHz)	Reading (dBuV)	C.F (dB/m)	Measurement (dBuV/m)	Margin (dB)	Limit (dBuV/m)	Height (cm)	Angle (deg)	Remark (QP/PK/AV)
1	*	10600.000	40.73	6.36	47.09	-21.11	68.20	200	124	Peak
2		15900.000	38.48	8.94	47.42	-26.58	74.00	200	182	Peak

Note:

1. " *", means this data is the worst emission level.
2. C.F (Correction Factor) = Antenna Factor (dB/m)+ Cable Loss (dB) – Preamplifier(dB).
3. Measurement (dBuV/m) = Reading(dBuV) + C.F (Correction Factor).
4. The emission levels of other frequencies are very lower than the limit and not show in test report.

EUT	BE3600 Dual-Band Wi-Fi 7 Gaming Router	Date of Test	2025-04-16
Factor	DRH18-E	Temp. / Humidity	21°C /63%
Polarity	Horizontal	Site / Test Engineer	AC2 / Aby
Test Mode	802.11ac-20MHz_TX_Band2_CH 64_ANT 0+1	Test Voltage	AC 120V/60Hz

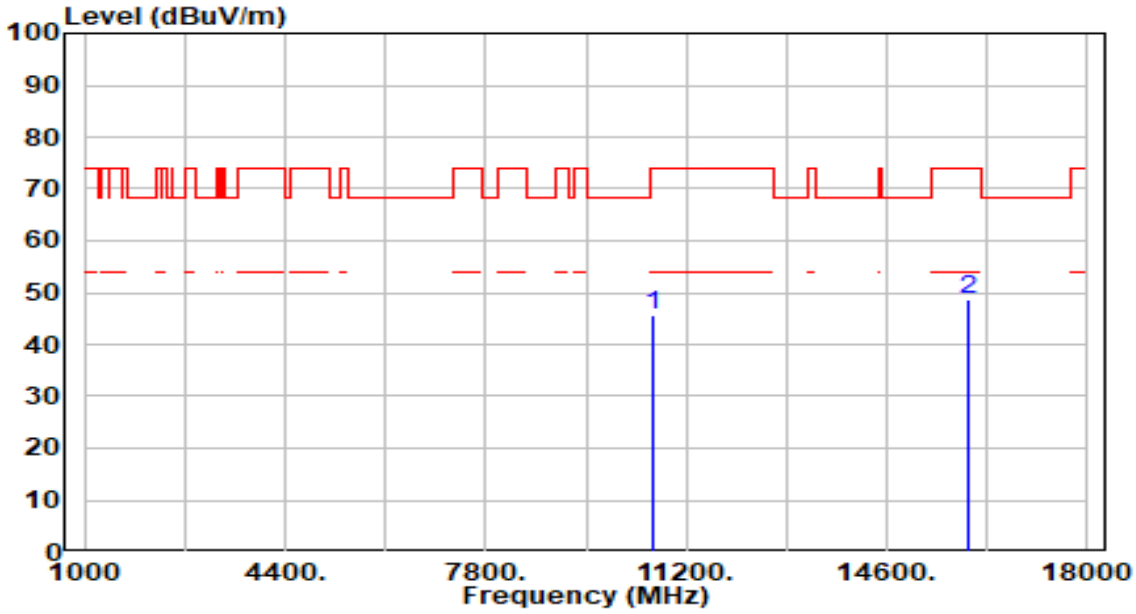

No		Frequency (MHz)	Reading (dBuV)	C.F (dB/m)	Measurement (dBuV/m)	Margin (dB)	Limit (dBuV/m)	Height (cm)	Angle (deg)	Remark (QP/PK/AV)
1		10640.000	39.28	6.40	45.69	-28.31	74.00	200	197	Peak
2	*	15960.000	39.74	8.95	48.69	-25.31	74.00	200	360	Peak

Note:

1. " *", means this data is the worst emission level.
2. C.F (Correction Factor) = Antenna Factor (dB/m)+ Cable Loss (dB) – Preamplifier(dB).
3. Measurement (dBuV/m) = Reading(dBuV) + C.F (Correction Factor).
4. The emission levels of other frequencies are very lower than the limit and not show in test report.

EUT	BE3600 Dual-Band Wi-Fi 7 Gaming Router	Date of Test	2025-04-16
Factor	DRH18-E	Temp. / Humidity	21°C /63%
Polarity	Vertical	Site / Test Engineer	AC2 / Aby
Test Mode	802.11ac-20MHz_TX_Band2_CH 64_ANT 0+1	Test Voltage	AC 120V/60Hz

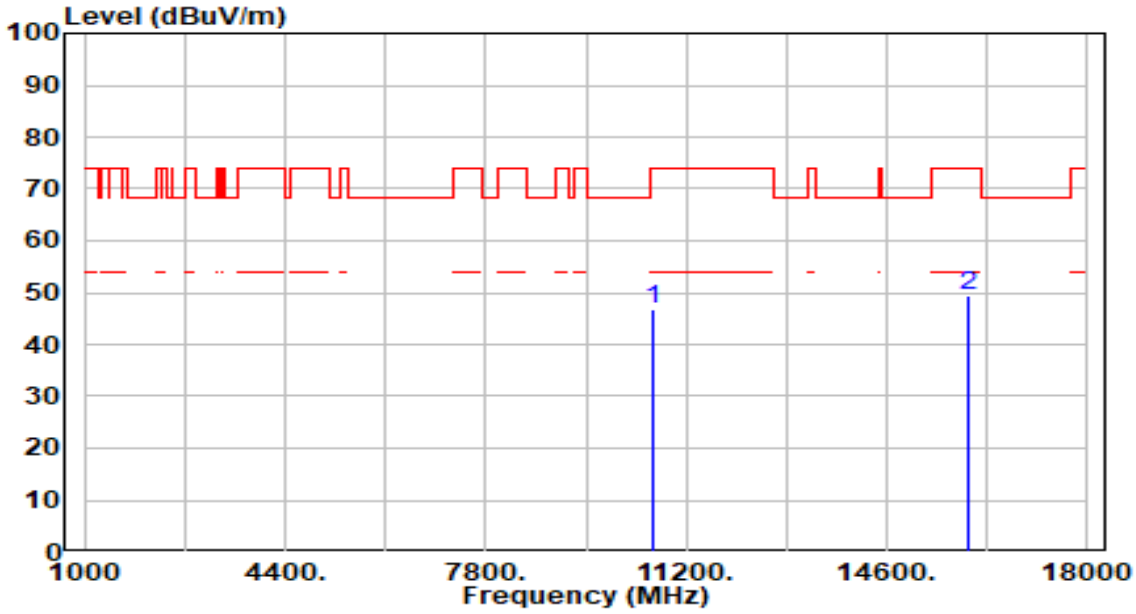

No		Frequency (MHz)	Reading (dBuV)	C.F (dB/m)	Measurement (dBuV/m)	Margin (dB)	Limit (dBuV/m)	Height (cm)	Angle (deg)	Remark (QP/PK/AV)
1		10640.000	40.47	6.40	46.87	-27.13	74.00	200	182	Peak
2	*	15960.000	40.65	8.95	49.60	-24.40	74.00	200	214	Peak

Note:

1. " *", means this data is the worst emission level.
2. C.F (Correction Factor) = Antenna Factor (dB/m)+ Cable Loss (dB) – Preamplifier(dB).
3. Measurement (dBuV/m) = Reading(dBuV) + C.F (Correction Factor).
4. The emission levels of other frequencies are very lower than the limit and not show in test report.

EUT	BE3600 Dual-Band Wi-Fi 7 Gaming Router	Date of Test	2025-04-16
Factor	DRH18-E	Temp. / Humidity	21°C /63%
Polarity	Horizontal	Site / Test Engineer	AC2 / Aby
Test Mode	802.11ac-20MHz_TX_Band3_CH 100_ANT 0+1	Test Voltage	AC 120V/60Hz

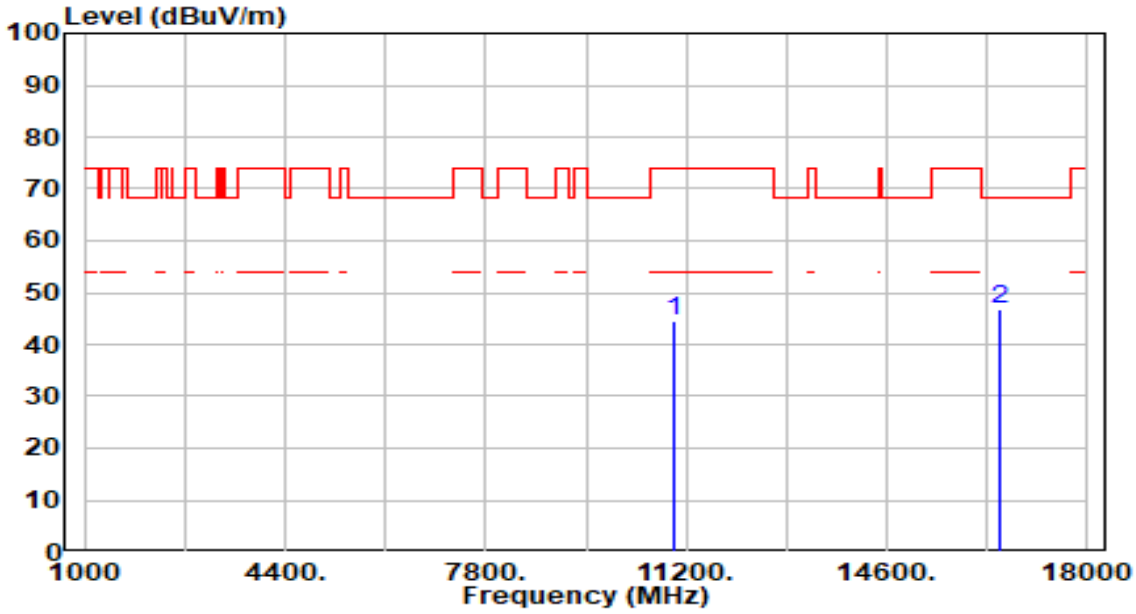

No		Frequency (MHz)	Reading (dBuV)	C.F (dB/m)	Measurement (dBuV/m)	Margin (dB)	Limit (dBuV/m)	Height (cm)	Angle (deg)	Remark (QP/PK/AV)
1		11000.000	38.26	6.27	44.53	-29.47	74.00	200	260	Peak
2	*	16500.000	38.35	8.33	46.68	-21.52	68.20	200	111	Peak

Note:

1. " *", means this data is the worst emission level.
2. C.F (Correction Factor) = Antenna Factor (dB/m)+ Cable Loss (dB) – Preamplifier(dB).
3. Measurement (dBuV/m) = Reading(dBuV) + C.F (Correction Factor).
4. The emission levels of other frequencies are very lower than the limit and not show in test report.

EUT	BE3600 Dual-Band Wi-Fi 7 Gaming Router	Date of Test	2025-04-16
Factor	DRH18-E	Temp. / Humidity	21°C /63%
Polarity	Vertical	Site / Test Engineer	AC2 / Aby
Test Mode	802.11ac-20MHz_TX_Band3_CH 100_ANT 0+1	Test Voltage	AC 120V/60Hz

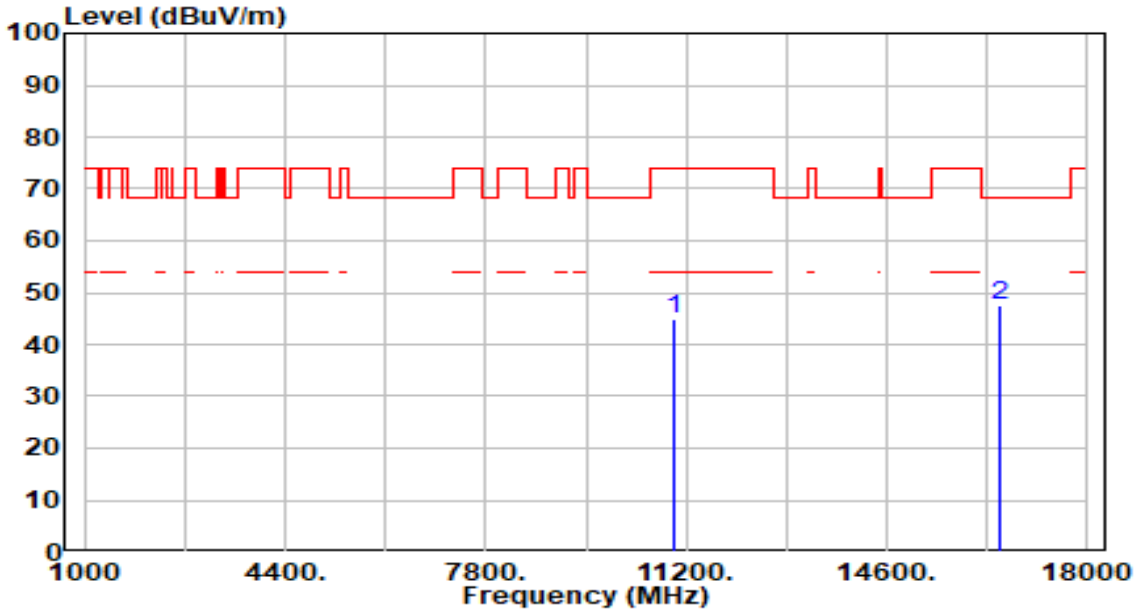

No		Frequency (MHz)	Reading (dBuV)	C.F (dB/m)	Measurement (dBuV/m)	Margin (dB)	Limit (dBuV/m)	Height (cm)	Angle (deg)	Remark (QP/PK/AV)
1		11000.000	38.62	6.27	44.89	-29.11	74.00	200	54	Peak
2	*	16500.000	39.37	8.33	47.70	-20.50	68.20	200	269	Peak

Note:

1. " *", means this data is the worst emission level.
2. C.F (Correction Factor) = Antenna Factor (dB/m)+ Cable Loss (dB) – Preamplifier(dB).
3. Measurement (dBuV/m) = Reading(dBuV) + C.F (Correction Factor).
4. The emission levels of other frequencies are very lower than the limit and not show in test report.

EUT	BE3600 Dual-Band Wi-Fi 7 Gaming Router	Date of Test	2025-04-16
Factor	DRH18-E	Temp. / Humidity	21°C /63%
Polarity	Horizontal	Site / Test Engineer	AC2 / Aby
Test Mode	802.11ac-20MHz_TX_Band3_CH 116_ANT 0+1	Test Voltage	AC 120V/60Hz

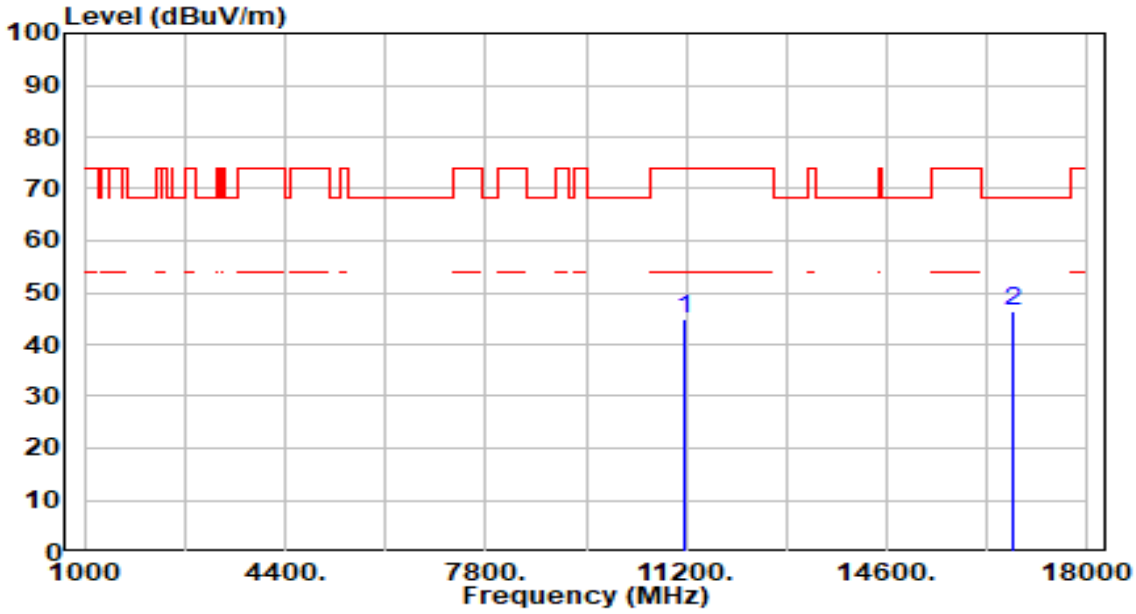

No		Frequency (MHz)	Reading (dBuV)	C.F (dB/m)	Measurement (dBuV/m)	Margin (dB)	Limit (dBuV/m)	Height (cm)	Angle (deg)	Remark (QP/PK/AV)
1		11160.000	38.14	6.76	44.90	-29.10	74.00	200	81	Peak
2	*	16740.000	38.16	8.26	46.42	-21.78	68.20	200	286	Peak

Note:

1. " *", means this data is the worst emission level.
2. C.F (Correction Factor) = Antenna Factor (dB/m)+ Cable Loss (dB) – Preamplifier(dB).
3. Measurement (dBuV/m) = Reading(dBuV) + C.F (Correction Factor).
4. The emission levels of other frequencies are very lower than the limit and not show in test report.

EUT	BE3600 Dual-Band Wi-Fi 7 Gaming Router	Date of Test	2025-04-16
Factor	DRH18-E	Temp. / Humidity	21°C /63%
Polarity	Vertical	Site / Test Engineer	AC2 / Aby
Test Mode	802.11ac-20MHz_TX_Band3_CH 116_ANT 0+1	Test Voltage	AC 120V/60Hz

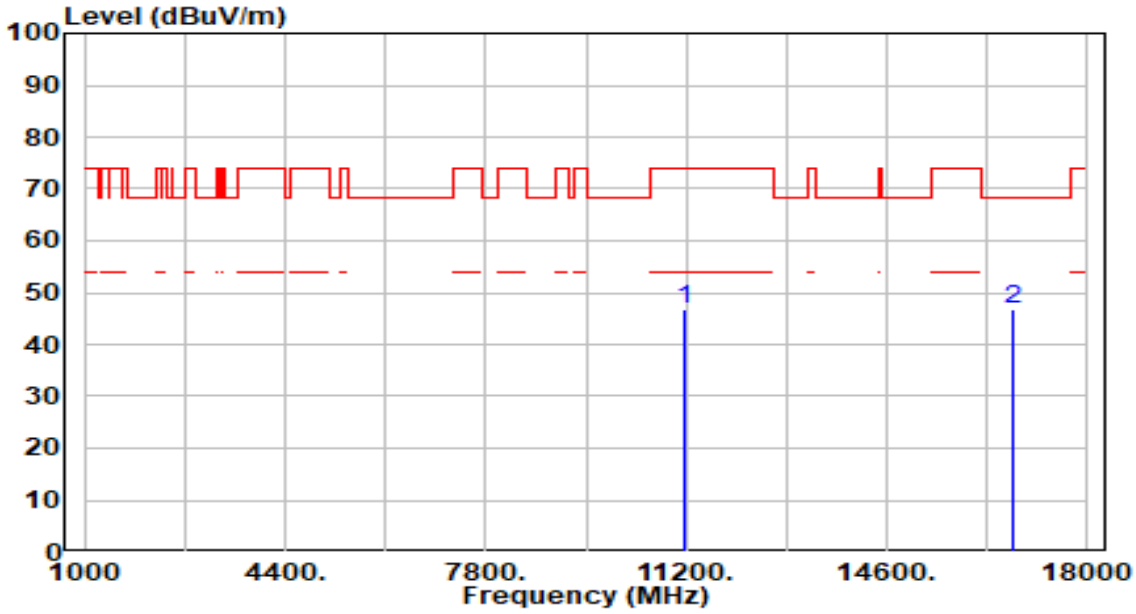

No		Frequency (MHz)	Reading (dBuV)	C.F (dB/m)	Measurement (dBuV/m)	Margin (dB)	Limit (dBuV/m)	Height (cm)	Angle (deg)	Remark (QP/PK/AV)
1		11160.000	40.02	6.76	46.78	-27.22	74.00	200	146	Peak
2	*	16740.000	38.49	8.26	46.75	-21.45	68.20	200	217	Peak

Note:

1. " *", means this data is the worst emission level.
2. C.F (Correction Factor) = Antenna Factor (dB/m)+ Cable Loss (dB) – Preamplifier(dB).
3. Measurement (dBuV/m) = Reading(dBuV) + C.F (Correction Factor).
4. The emission levels of other frequencies are very lower than the limit and not show in test report.

EUT	BE3600 Dual-Band Wi-Fi 7 Gaming Router	Date of Test	2025-04-16
Factor	DRH18-E	Temp. / Humidity	21°C /63%
Polarity	Horizontal	Site / Test Engineer	AC2 / Aby
Test Mode	802.11ac-20MHz_TX_Band3_CH 140_ANT 0+1	Test Voltage	AC 120V/60Hz

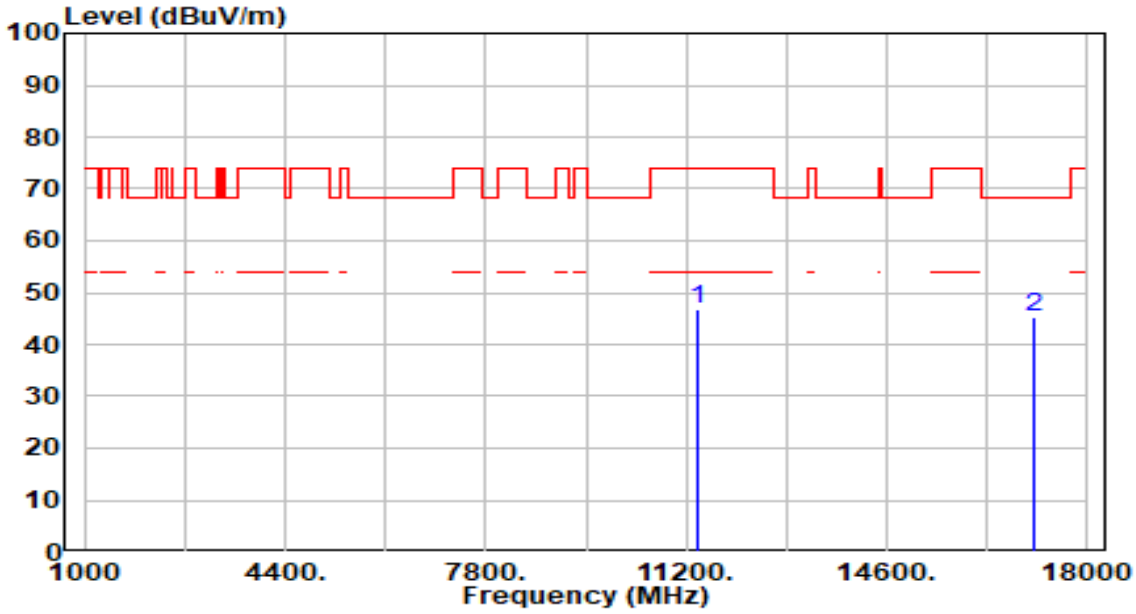

No		Frequency (MHz)	Reading (dBuV)	C.F (dB/m)	Measurement (dBuV/m)	Margin (dB)	Limit (dBuV/m)	Height (cm)	Angle (deg)	Remark (QP/PK/AV)
1		11400.000	39.83	7.14	46.97	-27.03	74.00	200	138	Peak
2	*	17100.000	37.38	7.77	45.15	-23.05	68.20	200	135	Peak

Note:

1. " *", means this data is the worst emission level.
2. C.F (Correction Factor) = Antenna Factor (dB/m)+ Cable Loss (dB) – Preamplifier(dB).
3. Measurement (dBuV/m) = Reading(dBuV) + C.F (Correction Factor).
4. The emission levels of other frequencies are very lower than the limit and not show in test report.

EUT	BE3600 Dual-Band Wi-Fi 7 Gaming Router	Date of Test	2025-04-16
Factor	DRH18-E	Temp. / Humidity	21°C /63%
Polarity	Vertical	Site / Test Engineer	AC2 / Aby
Test Mode	802.11ac-20MHz_TX_Band3_CH 140_ANT 0+1	Test Voltage	AC 120V/60Hz

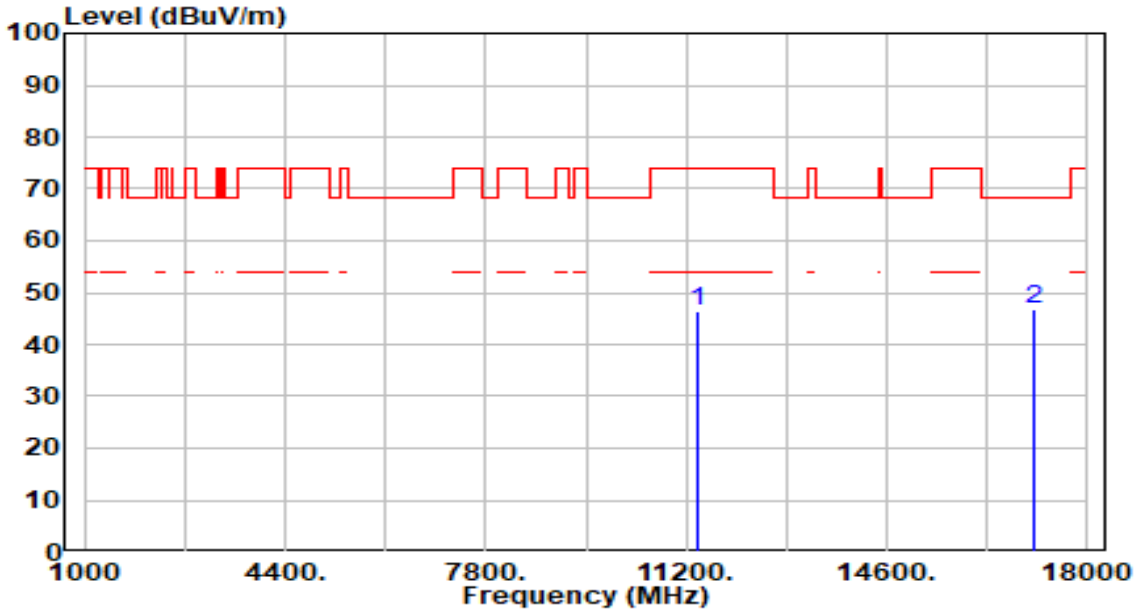

No		Frequency (MHz)	Reading (dBuV)	C.F (dB/m)	Measurement (dBuV/m)	Margin (dB)	Limit (dBuV/m)	Height (cm)	Angle (deg)	Remark (QP/PK/AV)
1		11400.000	39.21	7.14	46.35	-27.65	74.00	200	122	Peak
2	*	17100.000	39.17	7.77	46.94	-21.26	68.20	200	174	Peak

Note:

1. " *", means this data is the worst emission level.
2. C.F (Correction Factor) = Antenna Factor (dB/m)+ Cable Loss (dB) – Preamplifier(dB).
3. Measurement (dBuV/m) = Reading(dBuV) + C.F (Correction Factor).
4. The emission levels of other frequencies are very lower than the limit and not show in test report.

EUT	BE3600 Dual-Band Wi-Fi 7 Gaming Router	Date of Test	2025-04-16
Factor	DRH18-E	Temp. / Humidity	21°C /63%
Polarity	Horizontal	Site / Test Engineer	AC2 / Aby
Test Mode	802.11ac-20MHz_TX_Band3_CH 144_ANT 0+1	Test Voltage	AC 120V/60Hz

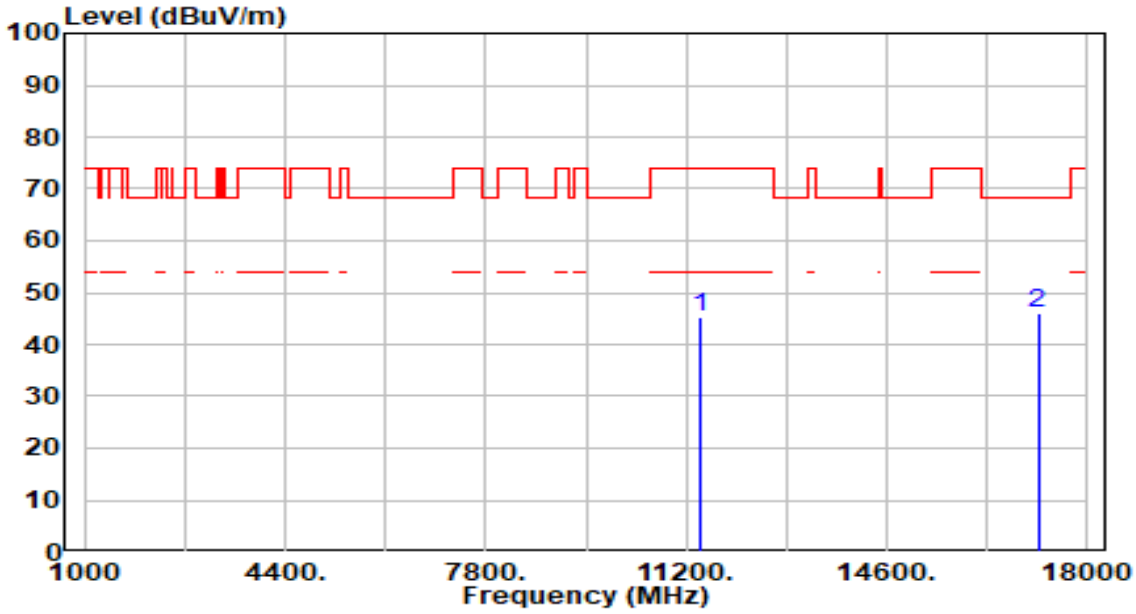

No		Frequency (MHz)	Reading (dBuV)	C.F (dB/m)	Measurement (dBuV/m)	Margin (dB)	Limit (dBuV/m)	Height (cm)	Angle (deg)	Remark (QP/PK/AV)
1		11440.000	38.08	7.15	45.24	-28.76	74.00	200	86	Peak
2	*	17160.000	38.34	7.64	45.98	-22.22	68.20	200	46	Peak

Note:

1. " *", means this data is the worst emission level.
2. C.F (Correction Factor) = Antenna Factor (dB/m)+ Cable Loss (dB) – Preamplifier(dB).
3. Measurement (dBuV/m) = Reading(dBuV) + C.F (Correction Factor).
4. The emission levels of other frequencies are very lower than the limit and not show in test report.

EUT	BE3600 Dual-Band Wi-Fi 7 Gaming Router	Date of Test	2025-04-16
Factor	DRH18-E	Temp. / Humidity	21°C /63%
Polarity	Vertical	Site / Test Engineer	AC2 / Aby
Test Mode	802.11ac-20MHz_TX_Band3_CH 144_ANT 0+1	Test Voltage	AC 120V/60Hz

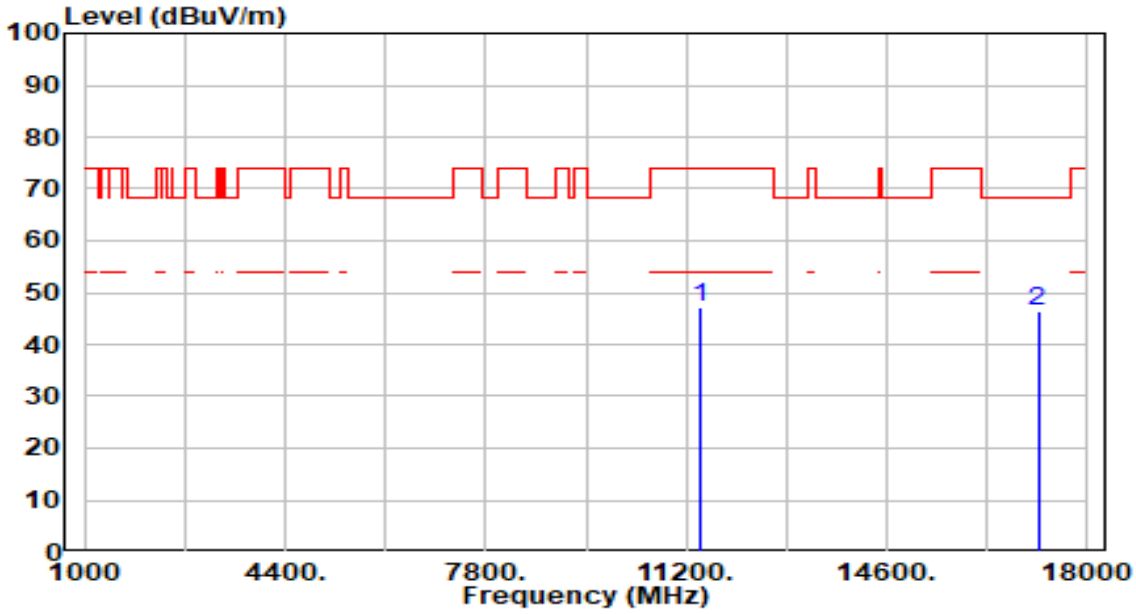

No		Frequency (MHz)	Reading (dBuV)	C.F (dB/m)	Measurement (dBuV/m)	Margin (dB)	Limit (dBuV/m)	Height (cm)	Angle (deg)	Remark (QP/PK/AV)
1		11440.000	40.15	7.15	47.30	-26.70	74.00	200	138	Peak
2	*	17160.000	38.94	7.64	46.58	-21.62	68.20	200	140	Peak

Note:

1. " *", means this data is the worst emission level.
2. C.F (Correction Factor) = Antenna Factor (dB/m)+ Cable Loss (dB) – Preamplifier(dB).
3. Measurement (dBuV/m) = Reading(dBuV) + C.F (Correction Factor).
4. The emission levels of other frequencies are very lower than the limit and not show in test report.

EUT	BE3600 Dual-Band Wi-Fi 7 Gaming Router	Date of Test	2025-04-16
Factor	DRH18-E	Temp. / Humidity	21°C /63%
Polarity	Horizontal	Site / Test Engineer	AC2 / Aby
Test Mode	802.11ac-20MHz_TX_Band4_CH 149_ANT 0+1	Test Voltage	AC 120V/60Hz

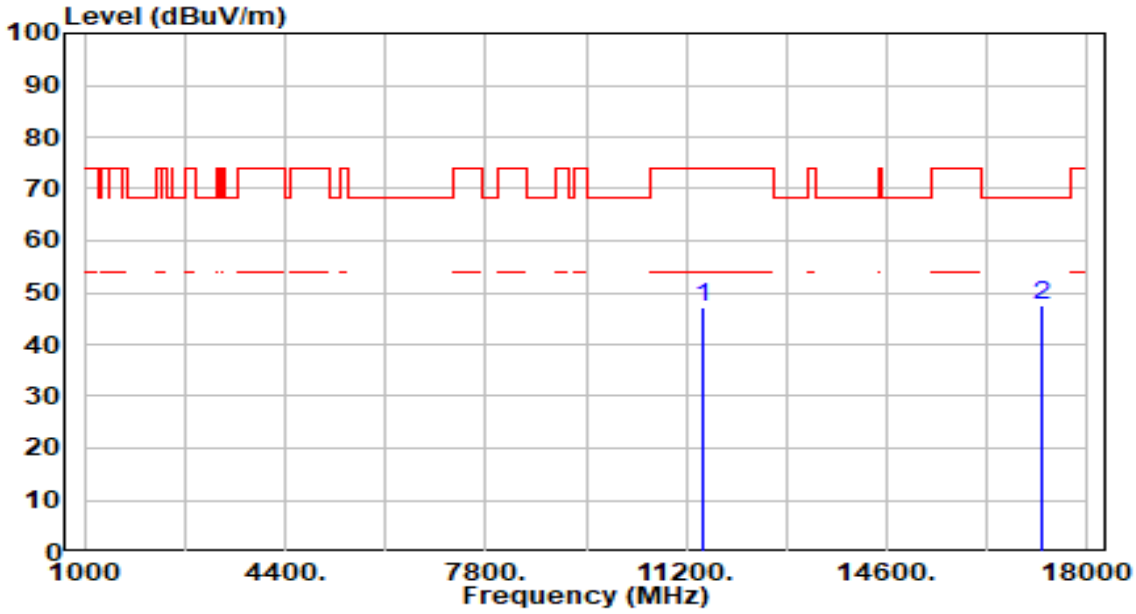

No		Frequency (MHz)	Reading (dBuV)	C.F (dB/m)	Measurement (dBuV/m)	Margin (dB)	Limit (dBuV/m)	Height (cm)	Angle (deg)	Remark (QP/PK/AV)
1		11490.000	40.14	7.17	47.31	-26.69	74.00	200	66	Peak
2	*	17235.000	40.10	7.51	47.61	-20.59	68.20	200	124	Peak

Note:

1. " *", means this data is the worst emission level.
2. C.F (Correction Factor) = Antenna Factor (dB/m)+ Cable Loss (dB) – Preamplifier(dB).
3. Measurement (dBuV/m) = Reading(dBuV) + C.F (Correction Factor).
4. The emission levels of other frequencies are very lower than the limit and not show in test report.

EUT	BE3600 Dual-Band Wi-Fi 7 Gaming Router	Date of Test	2025-04-16
Factor	DRH18-E	Temp. / Humidity	21°C /63%
Polarity	Vertical	Site / Test Engineer	AC2 / Aby
Test Mode	802.11ac-20MHz_TX_Band4_CH 149_ANT 0+1	Test Voltage	AC 120V/60Hz

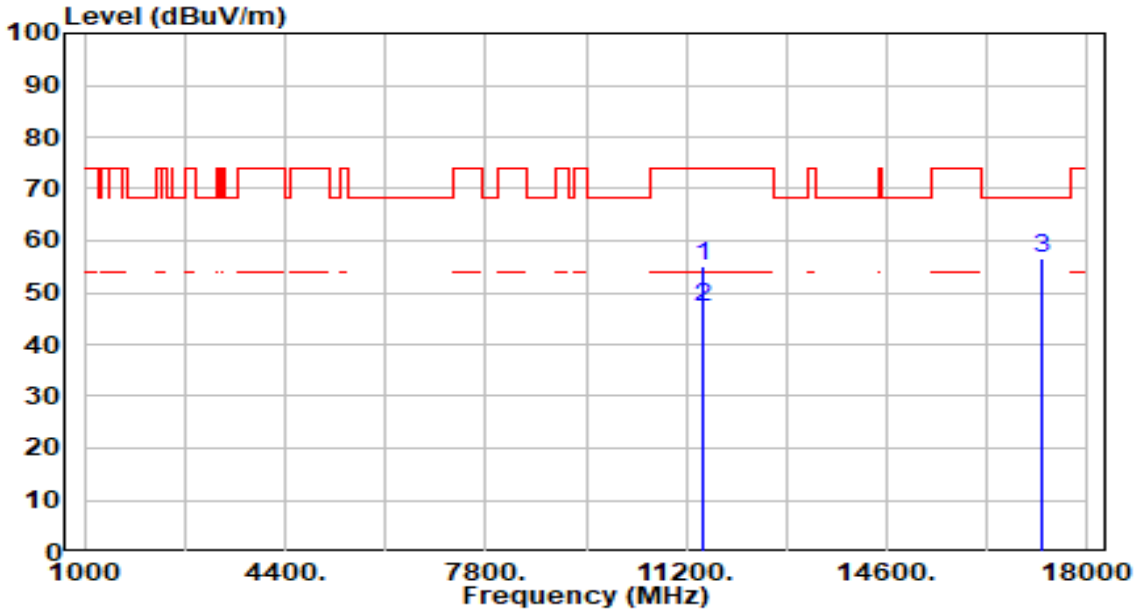

No		Frequency (MHz)	Reading (dBuV)	C.F (dB/m)	Measurement (dBuV/m)	Margin (dB)	Limit (dBuV/m)	Height (cm)	Angle (deg)	Remark (QP/PK/AV)
1		11490.000	47.88	7.17	55.06	-18.94	74.00	200	139	Peak
2	*	11490.000	40.06	7.17	47.23	-6.77	54.00	200	139	Average
3	*	17235.000	49.12	7.51	56.63	-11.57	68.20	200	167	Peak

Note:

1. " *", means this data is the worst emission level.
2. C.F (Correction Factor) = Antenna Factor (dB/m)+ Cable Loss (dB) – Preamplifier(dB).
3. Measurement (dBuV/m) = Reading(dBuV) + C.F (Correction Factor).
4. The emission levels of other frequencies are very lower than the limit and not show in test report.

EUT	BE3600 Dual-Band Wi-Fi 7 Gaming Router	Date of Test	2025-04-16
Factor	DRH18-E	Temp. / Humidity	21°C /63%
Polarity	Horizontal	Site / Test Engineer	AC2 / Aby
Test Mode	802.11ac-20MHz_TX_Band4_CH 157_ANT 0+1	Test Voltage	AC 120V/60Hz

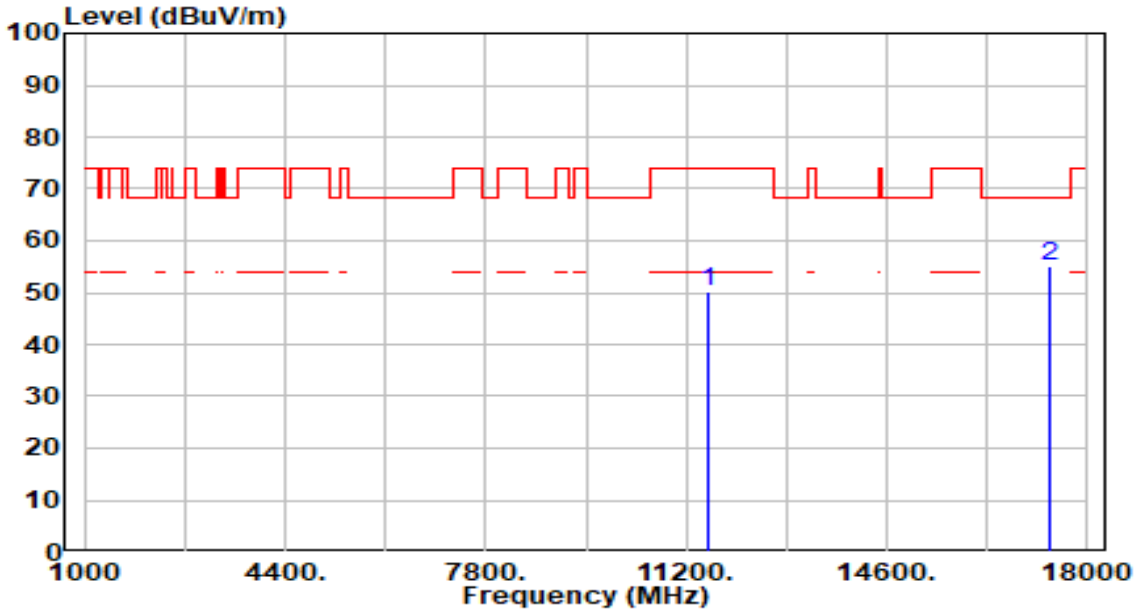

No		Frequency (MHz)	Reading (dBuV)	C.F (dB/m)	Measurement (dBuV/m)	Margin (dB)	Limit (dBuV/m)	Height (cm)	Angle (deg)	Remark (QP/PK/AV)
1		11570.000	42.92	7.25	50.16	-23.84	74.00	200	63	Peak
2	*	17355.000	47.95	7.27	55.23	-12.97	68.20	200	22	Peak

Note:

1. " *", means this data is the worst emission level.
2. C.F (Correction Factor) = Antenna Factor (dB/m)+ Cable Loss (dB) – Preamplifier(dB).
3. Measurement (dBuV/m) = Reading(dBuV) + C.F (Correction Factor).
4. The emission levels of other frequencies are very lower than the limit and not show in test report.

EUT	BE3600 Dual-Band Wi-Fi 7 Gaming Router	Date of Test	2025-04-16
Factor	DRH18-E	Temp. / Humidity	21°C /63%
Polarity	Vertical	Site / Test Engineer	AC2 / Aby
Test Mode	802.11ac-20MHz_TX_Band4_CH 157_ANT 0+1	Test Voltage	AC 120V/60Hz

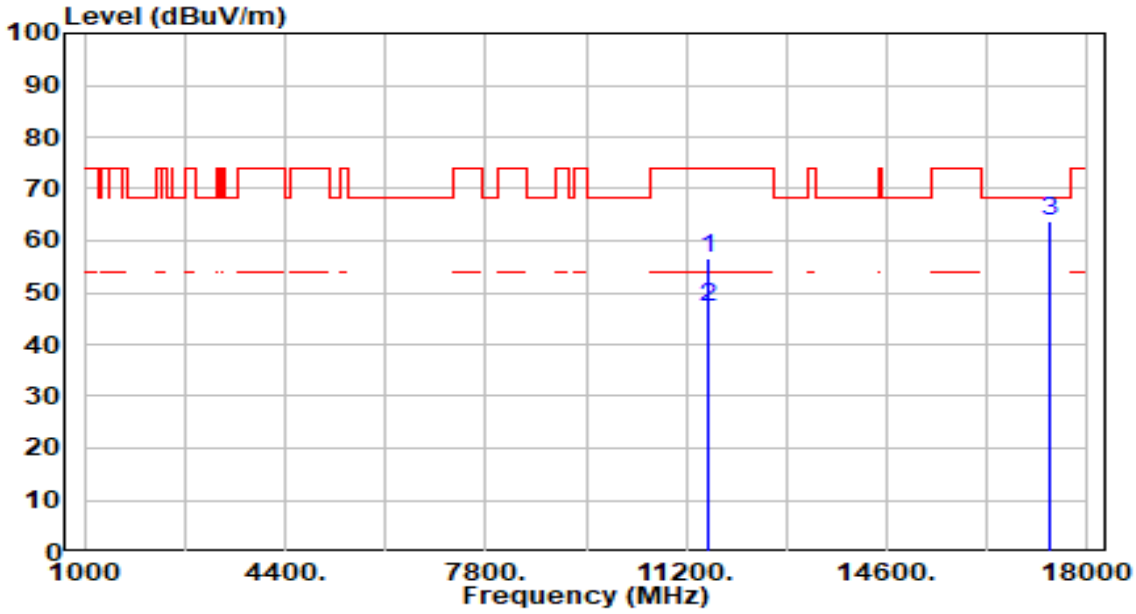

No		Frequency (MHz)	Reading (dBuV)	C.F (dB/m)	Measurement (dBuV/m)	Margin (dB)	Limit (dBuV/m)	Height (cm)	Angle (deg)	Remark (QP/PK/AV)
1		11570.000	49.41	7.25	56.66	-17.34	74.00	200	124	Peak
2	*	11570.000	39.83	7.25	47.08	-6.92	54.00	200	124	Average
3	*	17355.000	56.66	7.27	63.93	-4.27	68.20	200	170	Peak

Note:

1. " *", means this data is the worst emission level.
2. C.F (Correction Factor) = Antenna Factor (dB/m)+ Cable Loss (dB) – Preamplifier(dB).
3. Measurement (dBuV/m) = Reading(dBuV) + C.F (Correction Factor).
4. The emission levels of other frequencies are very lower than the limit and not show in test report.

EUT	BE3600 Dual-Band Wi-Fi 7 Gaming Router	Date of Test	2025-04-16
Factor	DRH18-E	Temp. / Humidity	21°C /63%
Polarity	Horizontal	Site / Test Engineer	AC2 / Aby
Test Mode	802.11ac-20MHz_TX_Band4_CH 165_ANT 0+1	Test Voltage	AC 120V/60Hz

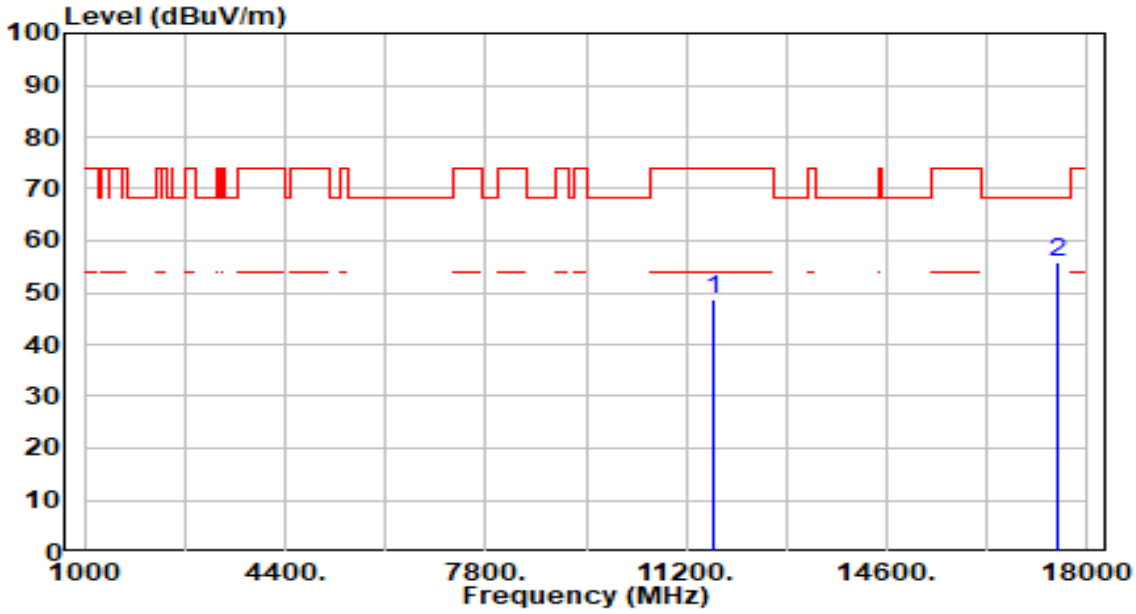

No		Frequency (MHz)	Reading (dBuV)	C.F (dB/m)	Measurement (dBuV/m)	Margin (dB)	Limit (dBuV/m)	Height (cm)	Angle (deg)	Remark (QP/PK/AV)
1		11650.000	41.25	7.27	48.52	-25.48	74.00	200	63	Peak
2	*	17475.000	48.62	7.33	55.95	-12.25	68.20	200	26	Peak

Note:

1. " *", means this data is the worst emission level.
2. C.F (Correction Factor) = Antenna Factor (dB/m)+ Cable Loss (dB) – Preamplifier(dB).
3. Measurement (dBuV/m) = Reading(dBuV) + C.F (Correction Factor).
4. The emission levels of other frequencies are very lower than the limit and not show in test report.

EUT	BE3600 Dual-Band Wi-Fi 7 Gaming Router	Date of Test	2025-04-16
Factor	DRH18-E	Temp. / Humidity	21°C /63%
Polarity	Vertical	Site / Test Engineer	AC2 / Aby
Test Mode	802.11ac-20MHz_TX_Band4_CH 165_ANT 0+1	Test Voltage	AC 120V/60Hz

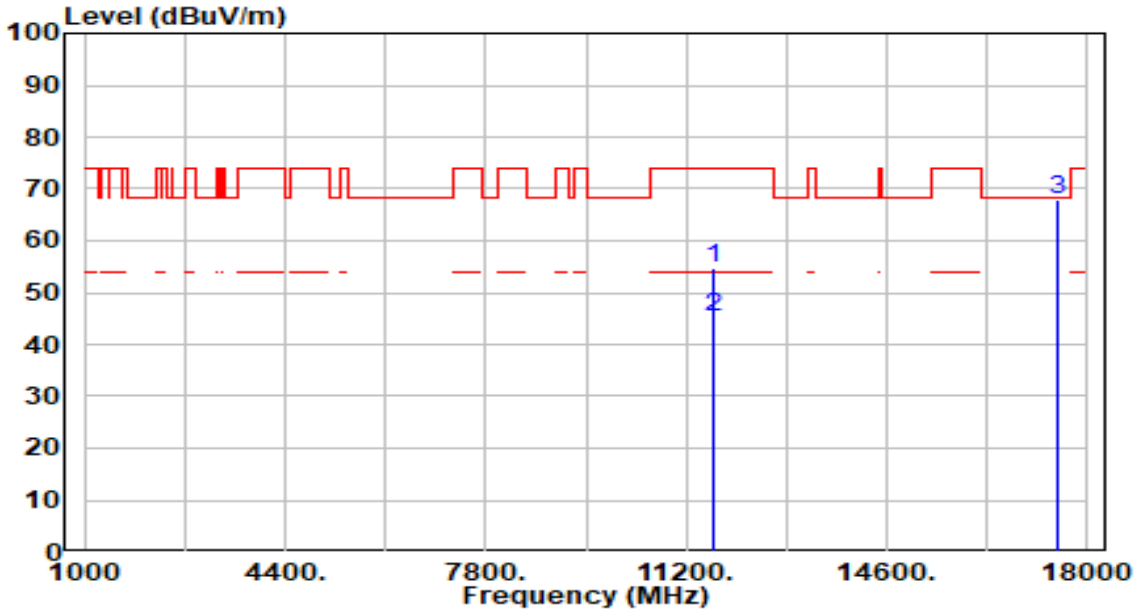

No		Frequency (MHz)	Reading (dBuV)	C.F (dB/m)	Measurement (dBuV/m)	Margin (dB)	Limit (dBuV/m)	Height (cm)	Angle (deg)	Remark (QP/PK/AV)
1		11650.000	47.53	7.27	54.80	-19.20	74.00	270	128	Peak
2	*	11650.000	37.92	7.27	45.19	-8.81	54.00	270	128	Average
3	*	17475.000	60.75	7.33	68.08	-0.12	68.20	270	162	Peak

Note:

1. " *", means this data is the worst emission level.
2. C.F (Correction Factor) = Antenna Factor (dB/m)+ Cable Loss (dB) – Preamplifier(dB).
3. Measurement (dBuV/m) = Reading(dBuV) + C.F (Correction Factor).
4. The emission levels of other frequencies are very lower than the limit and not show in test report.

EUT	BE3600 Dual-Band Wi-Fi 7 Gaming Router	Date of Test	2025-04-16
Factor	DRH18-E	Temp. / Humidity	21°C /63%
Polarity	Horizontal	Site / Test Engineer	AC2 / Stanley
Test Mode	802.11ac-40MHz_TX_Band1_CH 38_ANT 0+1	Test Voltage	AC 120V/60Hz

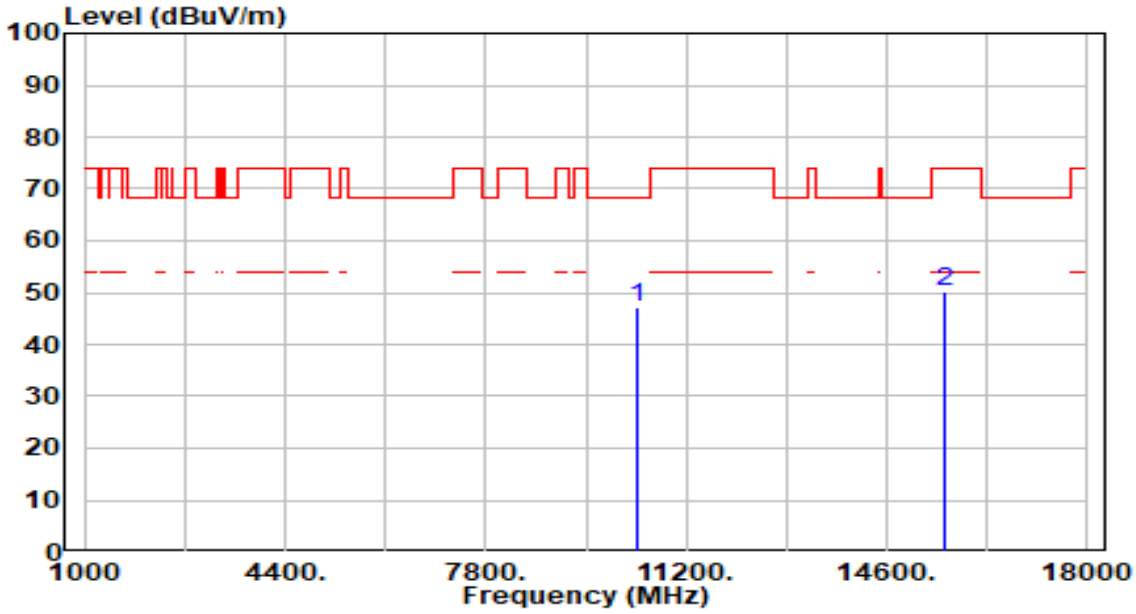

No		Frequency (MHz)	Reading (dBuV)	C.F (dB/m)	Measurement (dBuV/m)	Margin (dB)	Limit (dBuV/m)	Height (cm)	Angle (deg)	Remark (QP/PK/AV)
1	*	10380.000	40.66	6.55	47.21	-20.99	68.20	200	308	Peak
2		15570.000	41.79	8.38	50.17	-23.83	74.00	200	291	Peak

Note:

1. " *", means this data is the worst emission level.
2. C.F (Correction Factor) = Antenna Factor (dB/m)+ Cable Loss (dB) – Preamplifier(dB).
3. Measurement (dBuV/m) = Reading(dBuV) + C.F (Correction Factor).
4. The emission levels of other frequencies are very lower than the limit and not show in test report.

EUT	BE3600 Dual-Band Wi-Fi 7 Gaming Router	Date of Test	2025-04-16
Factor	DRH18-E	Temp. / Humidity	21°C /63%
Polarity	Vertical	Site / Test Engineer	AC2 / Stanley
Test Mode	802.11ac-40MHz_TX_Band1_CH 38_ANT 0+1	Test Voltage	AC 120V/60Hz

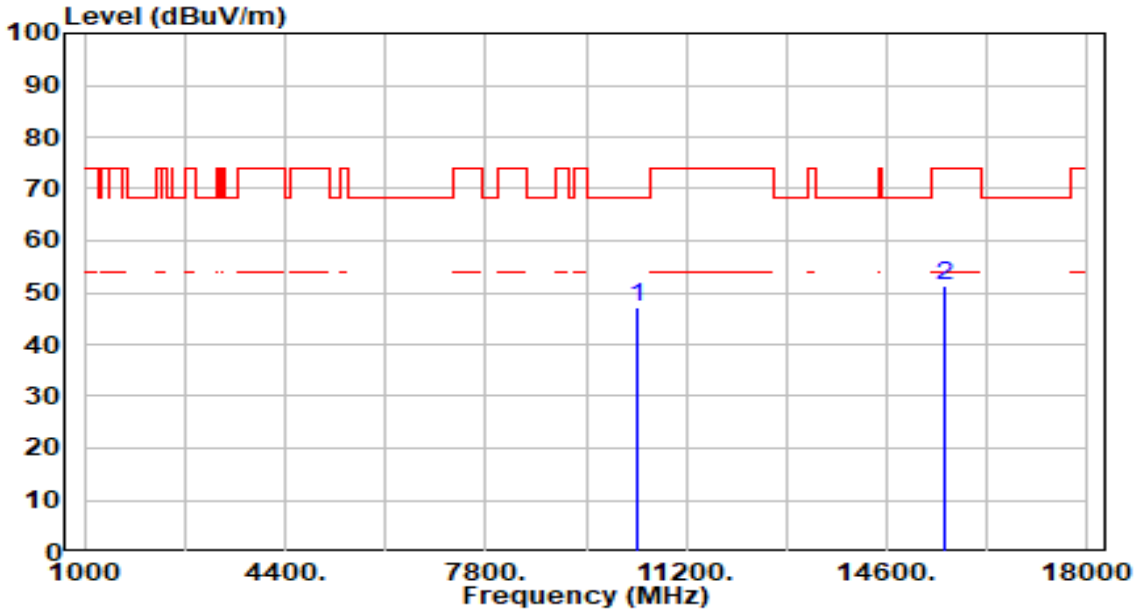

No		Frequency (MHz)	Reading (dBuV)	C.F (dB/m)	Measurement (dBuV/m)	Margin (dB)	Limit (dBuV/m)	Height (cm)	Angle (deg)	Remark (QP/PK/AV)
1	*	10380.000	40.74	6.55	47.29	-20.91	68.20	200	152	Peak
2		15570.000	42.76	8.38	51.14	-22.86	74.00	200	164	Peak

Note:

1. " *", means this data is the worst emission level.
2. C.F (Correction Factor) = Antenna Factor (dB/m)+ Cable Loss (dB) – Preamplifier(dB).
3. Measurement (dBuV/m) = Reading(dBuV) + C.F (Correction Factor).
4. The emission levels of other frequencies are very lower than the limit and not show in test report.

EUT	BE3600 Dual-Band Wi-Fi 7 Gaming Router	Date of Test	2025-04-16
Factor	DRH18-E	Temp. / Humidity	21°C /63%
Polarity	Horizontal	Site / Test Engineer	AC2 / Stanley
Test Mode	802.11ac-40MHz_TX_Band1_CH 46_ANT 0+1	Test Voltage	AC 120V/60Hz

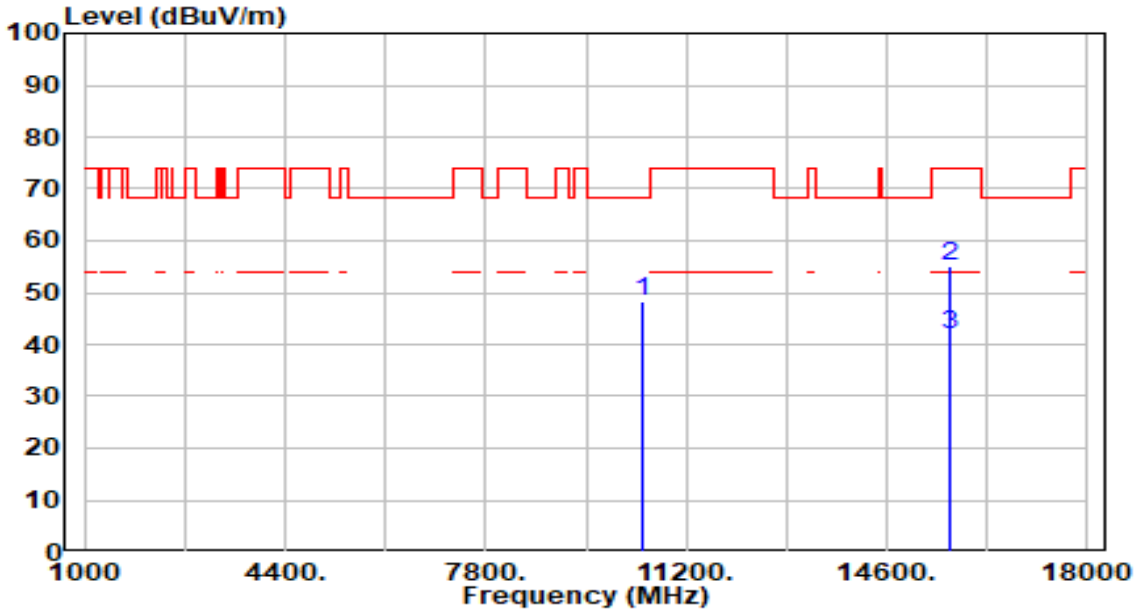

No		Frequency (MHz)	Reading (dBuV)	C.F (dB/m)	Measurement (dBuV/m)	Margin (dB)	Limit (dBuV/m)	Height (cm)	Angle (deg)	Remark (QP/PK/AV)
1		10460.000	41.96	6.47	48.43	-19.77	68.20	200	158	Peak
2	*	15690.000	46.49	8.56	55.04	-18.96	74.00	200	181	Peak
3	*	15690.000	33.24	8.56	41.80	-12.20	54.00	200	181	Average

Note:

1. " *", means this data is the worst emission level.
2. C.F (Correction Factor) = Antenna Factor (dB/m)+ Cable Loss (dB) – Preamplifier(dB).
3. Measurement (dBuV/m) = Reading(dBuV) + C.F (Correction Factor).
4. The emission levels of other frequencies are very lower than the limit and not show in test report.

EUT	BE3600 Dual-Band Wi-Fi 7 Gaming Router	Date of Test	2025-04-16
Factor	DRH18-E	Temp. / Humidity	21°C /63%
Polarity	Vertical	Site / Test Engineer	AC2 / Stanley
Test Mode	802.11ac-40MHz_TX_Band1_CH 46_ANT 0+1	Test Voltage	AC 120V/60Hz

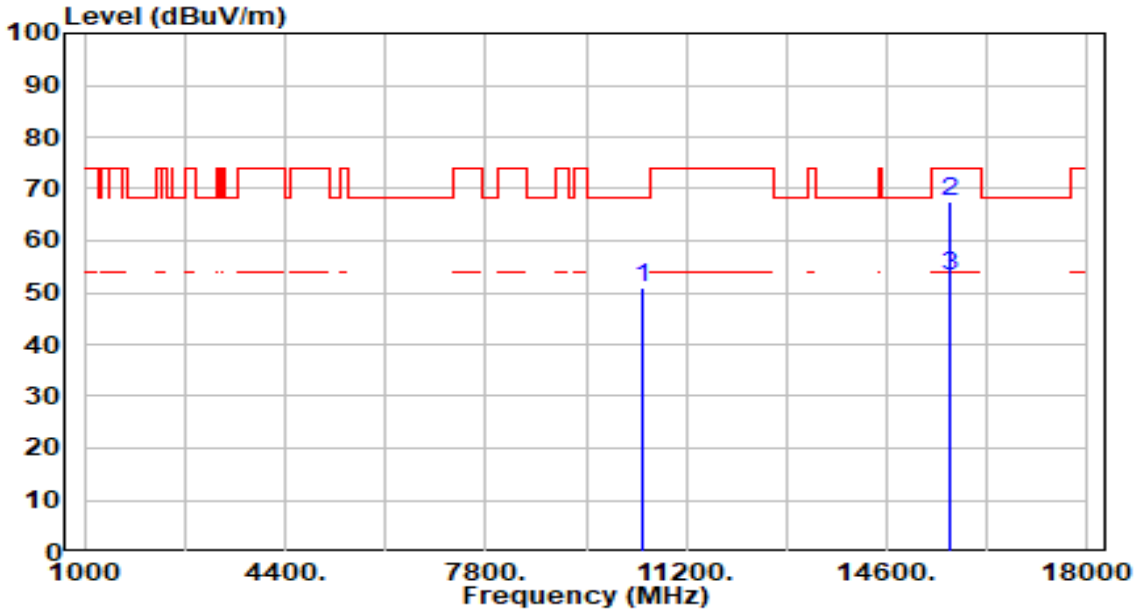

No		Frequency (MHz)	Reading (dBuV)	C.F (dB/m)	Measurement (dBuV/m)	Margin (dB)	Limit (dBuV/m)	Height (cm)	Angle (deg)	Remark (QP/PK/AV)
1		10460.000	44.30	6.47	50.77	-17.43	68.20	200	360	Peak
2	*	15690.000	58.82	8.56	67.38	-6.62	74.00	202	166	Peak
3	*	15690.000	44.54	8.56	53.10	-0.90	54.00	202	166	Average

Note:

1. " *", means this data is the worst emission level.
2. C.F (Correction Factor) = Antenna Factor (dB/m)+ Cable Loss (dB) – Preamplifier(dB).
3. Measurement (dBuV/m) = Reading(dBuV) + C.F (Correction Factor).
4. The emission levels of other frequencies are very lower than the limit and not show in test report.

EUT	BE3600 Dual-Band Wi-Fi 7 Gaming Router	Date of Test	2025-04-16
Factor	DRH18-E	Temp. / Humidity	21°C /63%
Polarity	Horizontal	Site / Test Engineer	AC2 / Stanley
Test Mode	802.11ac-40MHz_TX_Band2_CH 54_ANT 0+1	Test Voltage	AC 120V/60Hz

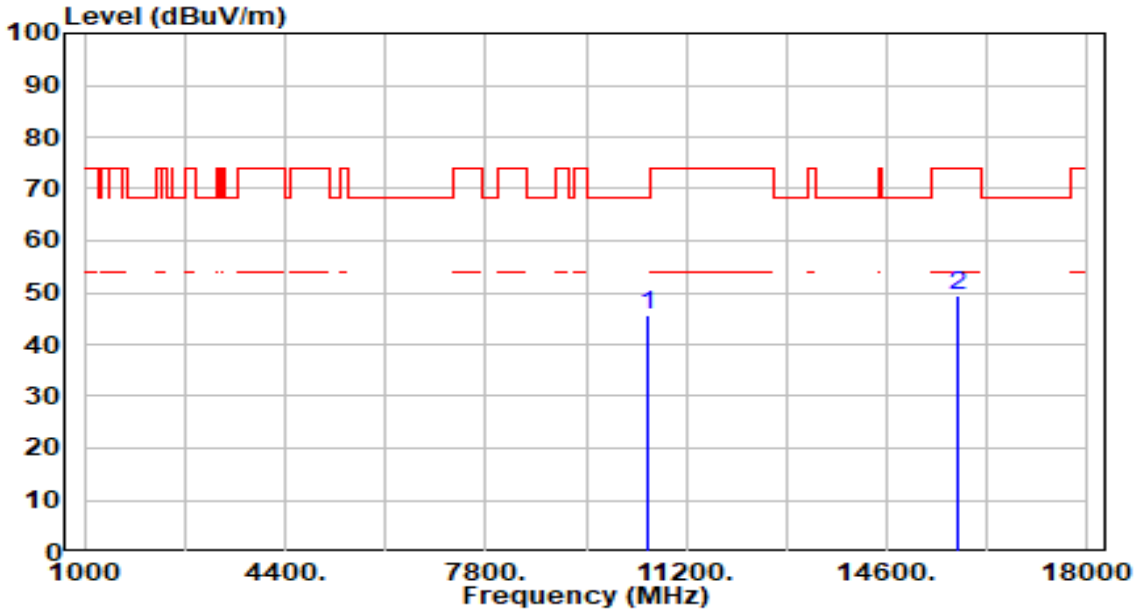

No		Frequency (MHz)	Reading (dBuV)	C.F (dB/m)	Measurement (dBuV/m)	Margin (dB)	Limit (dBuV/m)	Height (cm)	Angle (deg)	Remark (QP/PK/AV)
1	*	10540.000	39.43	6.40	45.83	-22.37	68.20	200	175	Peak
2		15810.000	40.72	8.78	49.50	-24.50	74.00	200	360	Peak

Note:

1. " *", means this data is the worst emission level.
2. C.F (Correction Factor) = Antenna Factor (dB/m)+ Cable Loss (dB) – Preamplifier(dB).
3. Measurement (dBuV/m) = Reading(dBuV) + C.F (Correction Factor).
4. The emission levels of other frequencies are very lower than the limit and not show in test report.

EUT	BE3600 Dual-Band Wi-Fi 7 Gaming Router	Date of Test	2025-04-16
Factor	DRH18-E	Temp. / Humidity	21°C /63%
Polarity	Vertical	Site / Test Engineer	AC2 / Stanley
Test Mode	802.11ac-40MHz_TX_Band2_CH 54_ANT 0+1	Test Voltage	AC 120V/60Hz

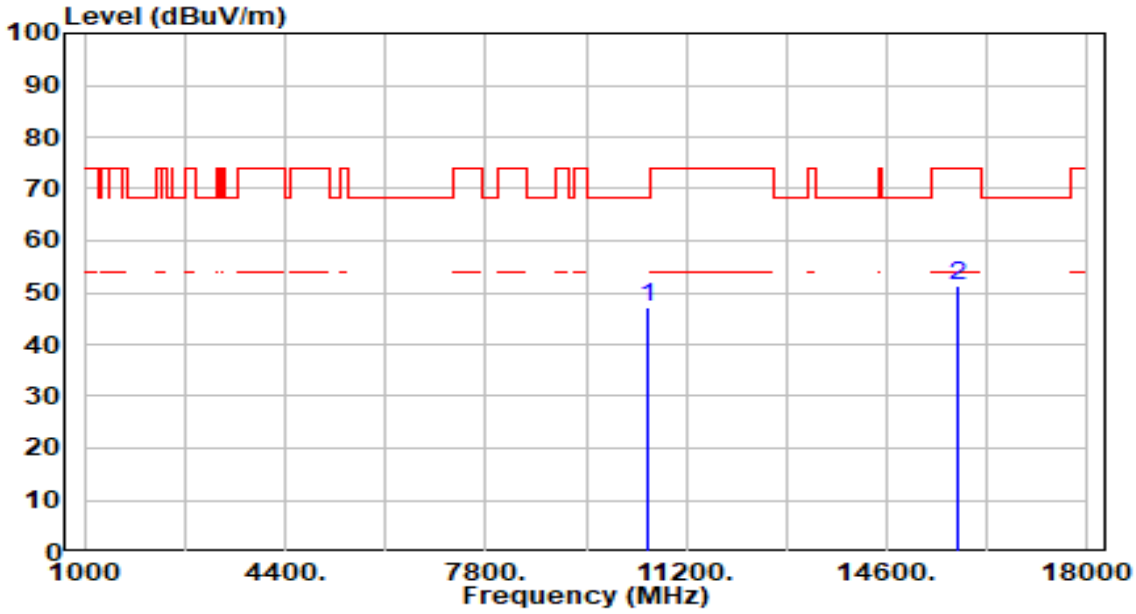

No		Frequency (MHz)	Reading (dBuV)	C.F (dB/m)	Measurement (dBuV/m)	Margin (dB)	Limit (dBuV/m)	Height (cm)	Angle (deg)	Remark (QP/PK/AV)
1	*	10540.000	40.65	6.40	47.05	-21.15	68.20	200	163	Peak
2		15810.000	42.53	8.78	51.31	-22.69	74.00	200	177	Peak

Note:

1. " *", means this data is the worst emission level.
2. C.F (Correction Factor) = Antenna Factor (dB/m)+ Cable Loss (dB) – Preamplifier(dB).
3. Measurement (dBuV/m) = Reading(dBuV) + C.F (Correction Factor).
4. The emission levels of other frequencies are very lower than the limit and not show in test report.

EUT	BE3600 Dual-Band Wi-Fi 7 Gaming Router	Date of Test	2025-04-16
Factor	DRH18-E	Temp. / Humidity	21°C /63%
Polarity	Horizontal	Site / Test Engineer	AC2 / Stanley
Test Mode	802.11ac-40MHz_TX_Band2_CH 62_ANT 0+1	Test Voltage	AC 120V/60Hz

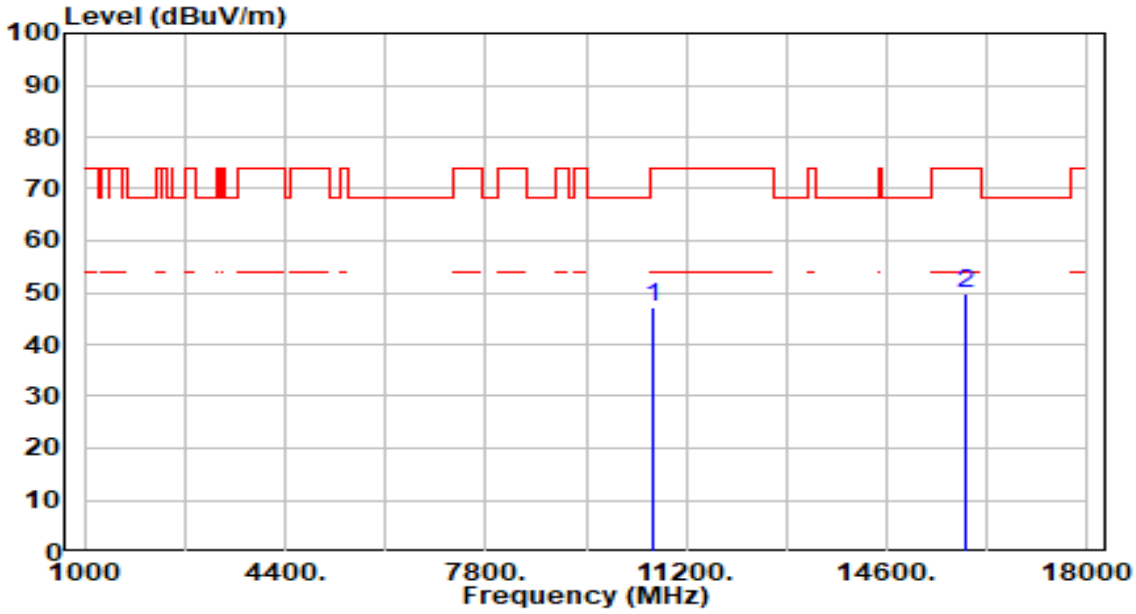

No		Frequency (MHz)	Reading (dBuV)	C.F (dB/m)	Measurement (dBuV/m)	Margin (dB)	Limit (dBuV/m)	Height (cm)	Angle (deg)	Remark (QP/PK/AV)
1		10620.000	40.80	6.38	47.18	-26.82	74.00	200	136	Peak
2	*	15930.000	40.70	8.94	49.65	-24.35	74.00	200	165	Peak

Note:

1. " *", means this data is the worst emission level.
2. C.F (Correction Factor) = Antenna Factor (dB/m)+ Cable Loss (dB) – Preamplifier(dB).
3. Measurement (dBuV/m) = Reading(dBuV) + C.F (Correction Factor).
4. The emission levels of other frequencies are very lower than the limit and not show in test report.

EUT	BE3600 Dual-Band Wi-Fi 7 Gaming Router	Date of Test	2025-04-16
Factor	DRH18-E	Temp. / Humidity	21°C /63%
Polarity	Vertical	Site / Test Engineer	AC2 / Stanley
Test Mode	802.11ac-40MHz_TX_Band2_CH 62_ANT 0+1	Test Voltage	AC 120V/60Hz

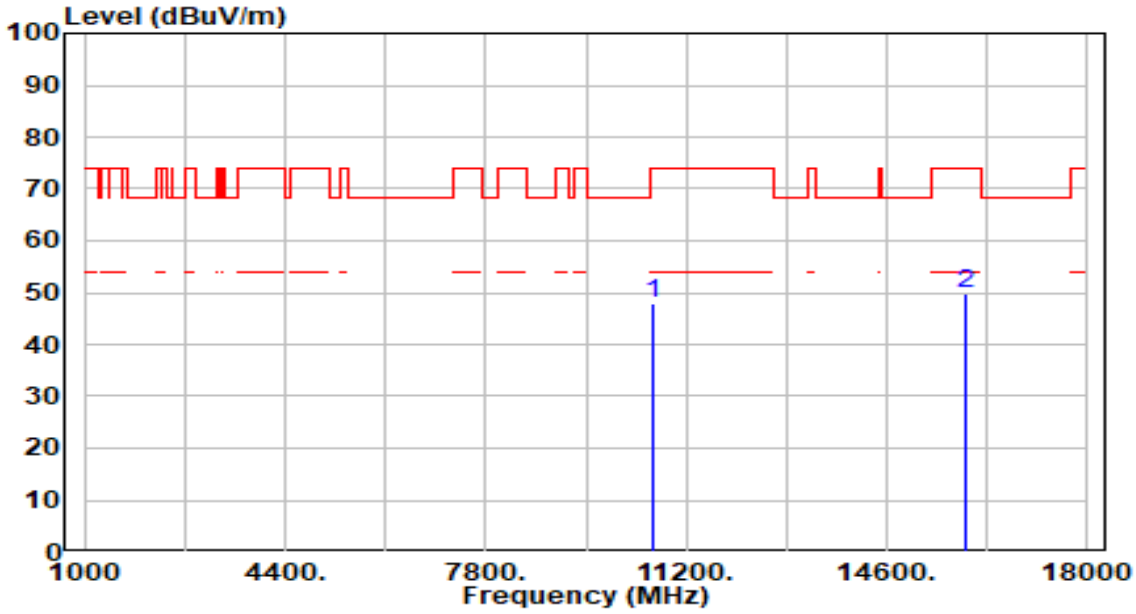

No		Frequency (MHz)	Reading (dBuV)	C.F (dB/m)	Measurement (dBuV/m)	Margin (dB)	Limit (dBuV/m)	Height (cm)	Angle (deg)	Remark (QP/PK/AV)
1		10620.000	41.69	6.38	48.07	-25.93	74.00	200	32	Peak
2	*	15930.000	40.96	8.94	49.91	-24.09	74.00	200	189	Peak

Note:

1. " *", means this data is the worst emission level.
2. C.F (Correction Factor) = Antenna Factor (dB/m)+ Cable Loss (dB) – Preamplifier(dB).
3. Measurement (dBuV/m) = Reading(dBuV) + C.F (Correction Factor).
4. The emission levels of other frequencies are very lower than the limit and not show in test report.

EUT	BE3600 Dual-Band Wi-Fi 7 Gaming Router	Date of Test	2025-04-16
Factor	DRH18-E	Temp. / Humidity	21°C /63%
Polarity	Horizontal	Site / Test Engineer	AC2 / Stanley
Test Mode	802.11ac-40MHz_TX_Band3_CH 102_ANT 0+1	Test Voltage	AC 120V/60Hz

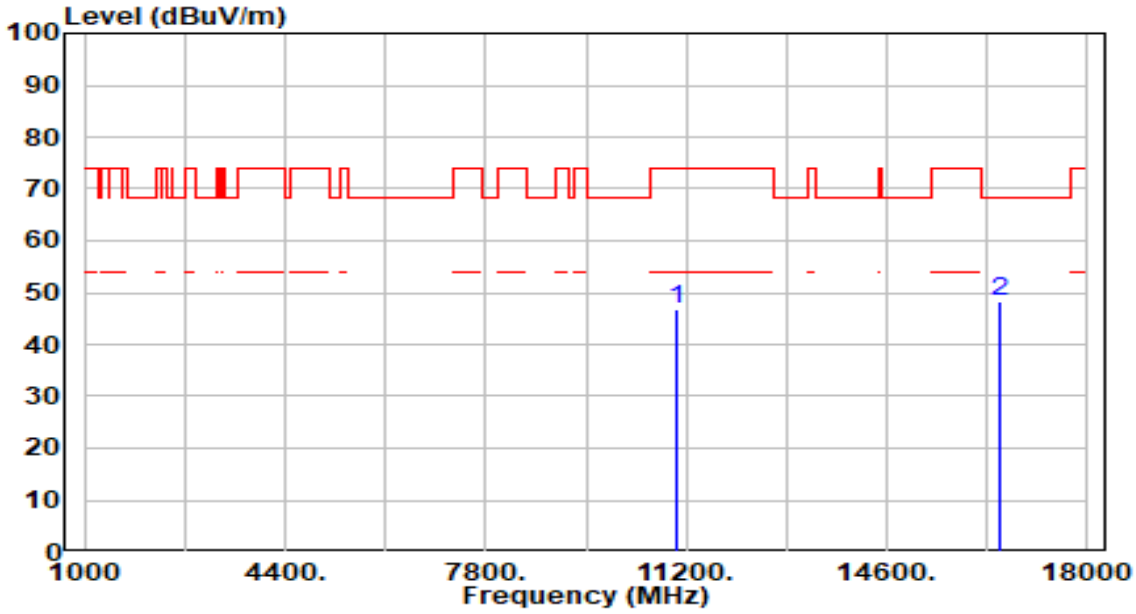

No		Frequency (MHz)	Reading (dBuV)	C.F (dB/m)	Measurement (dBuV/m)	Margin (dB)	Limit (dBuV/m)	Height (cm)	Angle (deg)	Remark (QP/PK/AV)
1		11020.000	40.35	6.33	46.68	-27.32	74.00	200	220	Peak
2	*	16530.000	39.93	8.30	48.22	-19.98	68.20	200	153	Peak

Note:

1. " *", means this data is the worst emission level.
2. C.F (Correction Factor) = Antenna Factor (dB/m)+ Cable Loss (dB) – Preamplifier(dB).
3. Measurement (dBuV/m) = Reading(dBuV) + C.F (Correction Factor).
4. The emission levels of other frequencies are very lower than the limit and not show in test report.

EUT	BE3600 Dual-Band Wi-Fi 7 Gaming Router	Date of Test	2025-04-16
Factor	DRH18-E	Temp. / Humidity	21°C /63%
Polarity	Vertical	Site / Test Engineer	AC2 / Stanley
Test Mode	802.11ac-40MHz_TX_Band3_CH 102_ANT 0+1	Test Voltage	AC 120V/60Hz

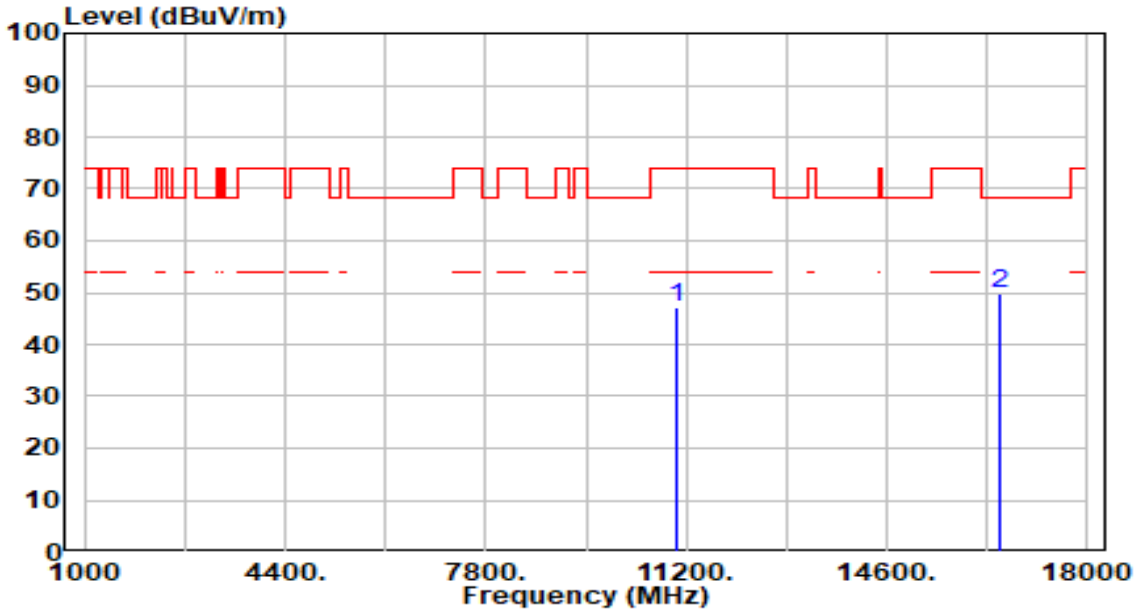

No		Frequency (MHz)	Reading (dBuV)	C.F (dB/m)	Measurement (dBuV/m)	Margin (dB)	Limit (dBuV/m)	Height (cm)	Angle (deg)	Remark (QP/PK/AV)
1		11020.000	40.68	6.33	47.01	-26.99	74.00	200	360	Peak
2	*	16530.000	41.55	8.30	49.84	-18.36	68.20	200	12	Peak

Note:

1. " *", means this data is the worst emission level.
2. C.F (Correction Factor) = Antenna Factor (dB/m)+ Cable Loss (dB) – Preamplifier(dB).
3. Measurement (dBuV/m) = Reading(dBuV) + C.F (Correction Factor).
4. The emission levels of other frequencies are very lower than the limit and not show in test report.

EUT	BE3600 Dual-Band Wi-Fi 7 Gaming Router	Date of Test	2025-04-16
Factor	DRH18-E	Temp. / Humidity	21°C /63%
Polarity	Horizontal	Site / Test Engineer	AC2 / Stanley
Test Mode	802.11ac-40MHz_TX_Band3_CH 110_ANT 0+1	Test Voltage	AC 120V/60Hz

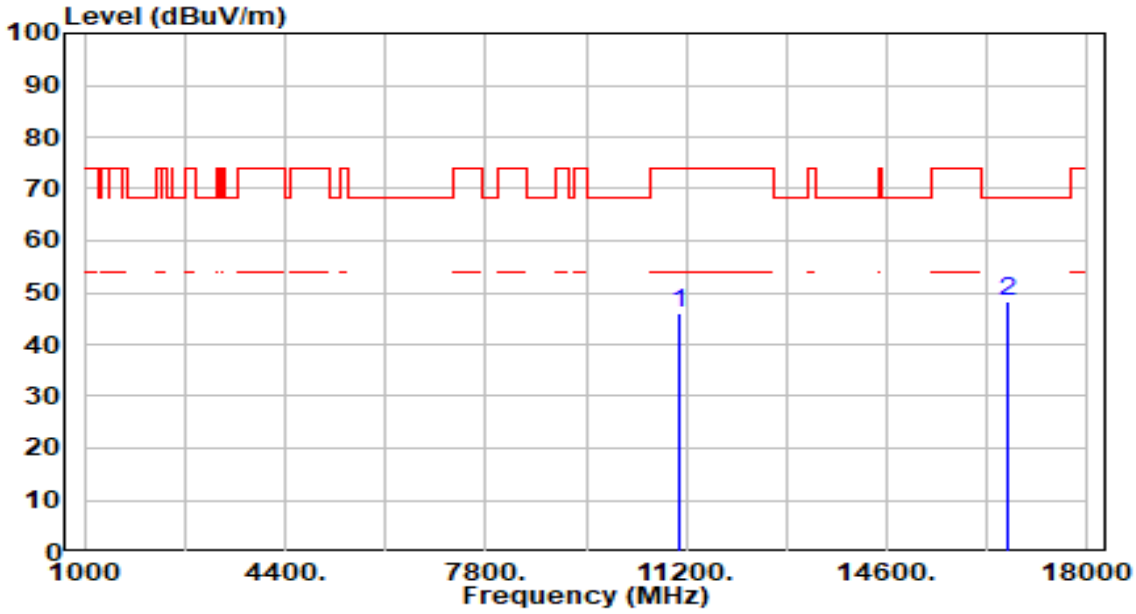

No		Frequency (MHz)	Reading (dBuV)	C.F (dB/m)	Measurement (dBuV/m)	Margin (dB)	Limit (dBuV/m)	Height (cm)	Angle (deg)	Remark (QP/PK/AV)
1		11100.000	39.57	6.56	46.13	-27.87	74.00	200	239	Peak
2	*	16650.000	40.21	8.23	48.44	-19.76	68.20	200	213	Peak

Note:

1. " *", means this data is the worst emission level.
2. C.F (Correction Factor) = Antenna Factor (dB/m)+ Cable Loss (dB) – Preamplifier(dB).
3. Measurement (dBuV/m) = Reading(dBuV) + C.F (Correction Factor).
4. The emission levels of other frequencies are very lower than the limit and not show in test report.

EUT	BE3600 Dual-Band Wi-Fi 7 Gaming Router	Date of Test	2025-04-16
Factor	DRH18-E	Temp. / Humidity	21°C /63%
Polarity	Vertical	Site / Test Engineer	AC2 / Stanley
Test Mode	802.11ac-40MHz_TX_Band3_CH 110_ANT 0+1	Test Voltage	AC 120V/60Hz

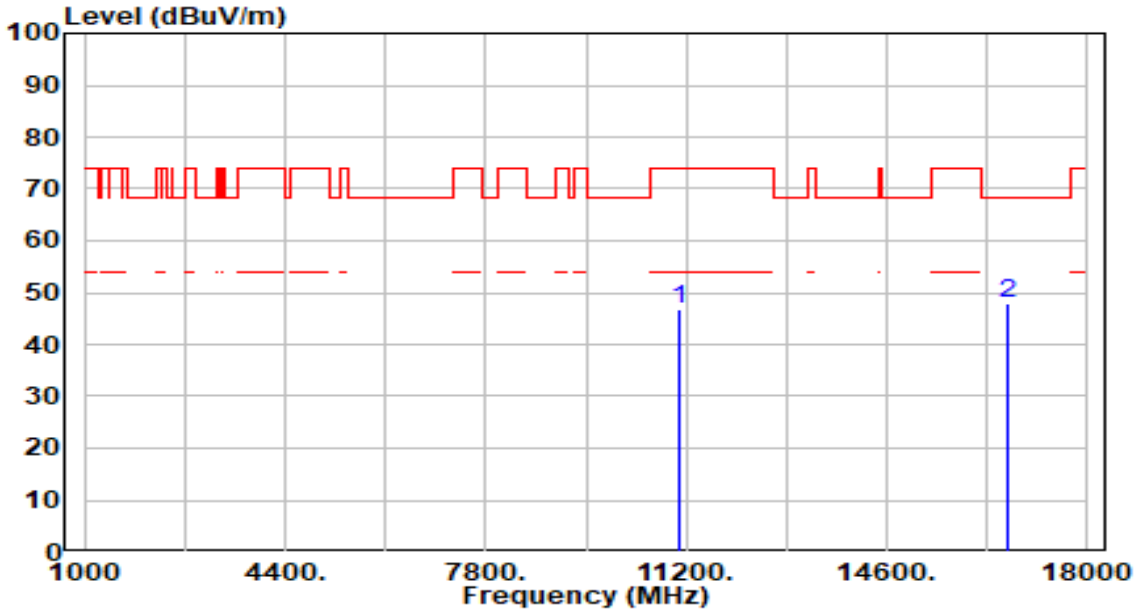

No		Frequency (MHz)	Reading (dBuV)	C.F (dB/m)	Measurement (dBuV/m)	Margin (dB)	Limit (dBuV/m)	Height (cm)	Angle (deg)	Remark (QP/PK/AV)
1		11100.000	40.41	6.56	46.97	-27.03	74.00	200	56	Peak
2	*	16650.000	39.82	8.23	48.05	-20.15	68.20	200	3	Peak

Note:

1. " *", means this data is the worst emission level.
2. C.F (Correction Factor) = Antenna Factor (dB/m)+ Cable Loss (dB) – Preamplifier(dB).
3. Measurement (dBuV/m) = Reading(dBuV) + C.F (Correction Factor).
4. The emission levels of other frequencies are very lower than the limit and not show in test report.

EUT	BE3600 Dual-Band Wi-Fi 7 Gaming Router	Date of Test	2025-04-16
Factor	DRH18-E	Temp. / Humidity	21°C /63%
Polarity	Horizontal	Site / Test Engineer	AC2 / Aby
Test Mode	802.11ac-40MHz_TX_Band3_CH 134_ANT 0+1	Test Voltage	AC 120V/60Hz

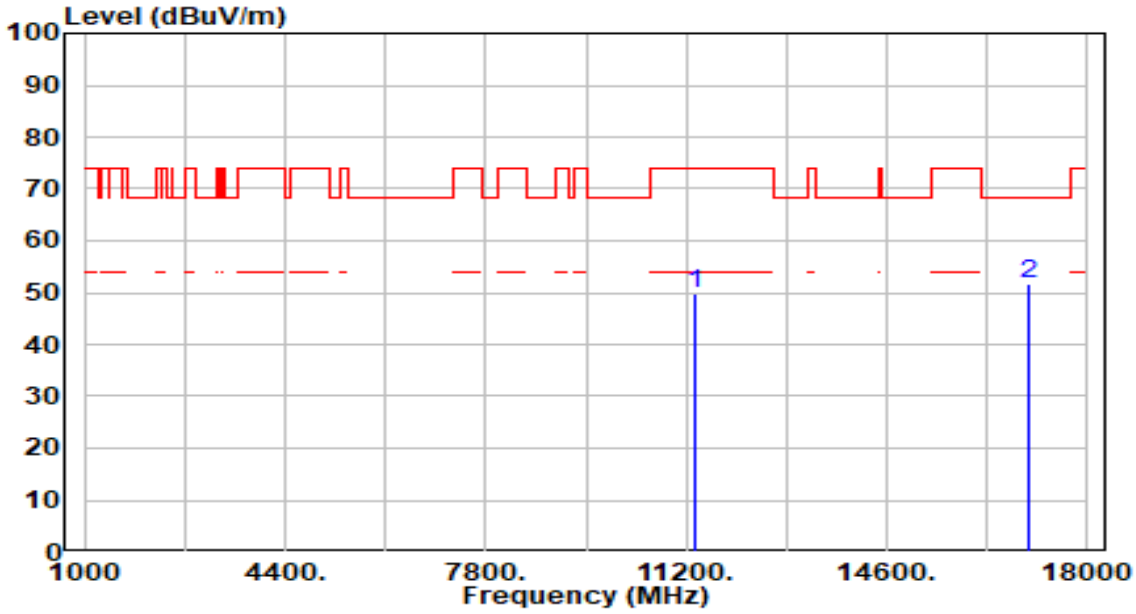

No		Frequency (MHz)	Reading (dBuV)	C.F (dB/m)	Measurement (dBuV/m)	Margin (dB)	Limit (dBuV/m)	Height (cm)	Angle (deg)	Remark (QP/PK/AV)
1		11340.000	42.71	7.08	49.78	-24.22	74.00	200	360	Peak
2	*	17010.000	43.81	8.00	51.81	-16.39	68.20	200	360	Peak

Note:

1. " *", means this data is the worst emission level.
2. C.F (Correction Factor) = Antenna Factor (dB/m)+ Cable Loss (dB) – Preamplifier(dB).
3. Measurement (dBuV/m) = Reading(dBuV) + C.F (Correction Factor).
4. The emission levels of other frequencies are very lower than the limit and not show in test report.

EUT	BE3600 Dual-Band Wi-Fi 7 Gaming Router	Date of Test	2025-04-16
Factor	DRH18-E	Temp. / Humidity	21°C /63%
Polarity	Vertical	Site / Test Engineer	AC2 / Aby
Test Mode	802.11ac-40MHz_TX_Band3_CH 134_ANT 0+1	Test Voltage	AC 120V/60Hz

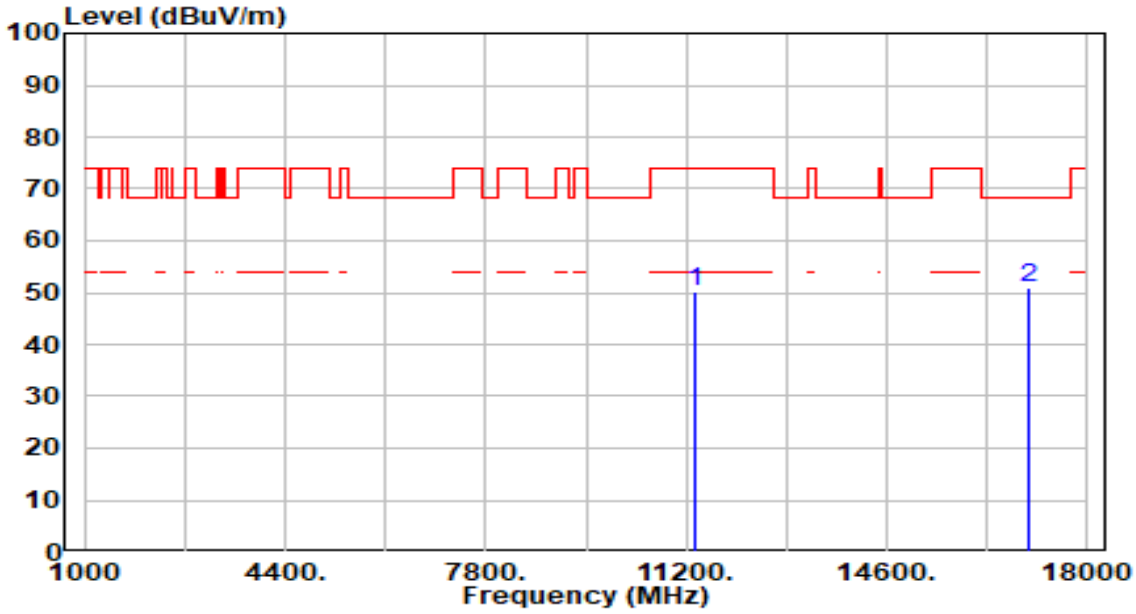

No		Frequency (MHz)	Reading (dBuV)	C.F (dB/m)	Measurement (dBuV/m)	Margin (dB)	Limit (dBuV/m)	Height (cm)	Angle (deg)	Remark (QP/PK/AV)
1		11340.000	42.94	7.08	50.01	-23.99	74.00	200	0	Peak
2	*	17010.000	42.89	8.00	50.88	-17.32	68.20	200	122	Peak

Note:

1. " *", means this data is the worst emission level.
2. C.F (Correction Factor) = Antenna Factor (dB/m)+ Cable Loss (dB) – Preamplifier(dB).
3. Measurement (dBuV/m) = Reading(dBuV) + C.F (Correction Factor).
4. The emission levels of other frequencies are very lower than the limit and not show in test report.

EUT	BE3600 Dual-Band Wi-Fi 7 Gaming Router	Date of Test	2025-04-16
Factor	DRH18-E	Temp. / Humidity	21°C /63%
Polarity	Horizontal	Site / Test Engineer	AC2 / Aby
Test Mode	802.11ac-40MHz_TX_Band3_CH 142_ANT 0+1	Test Voltage	AC 120V/60Hz

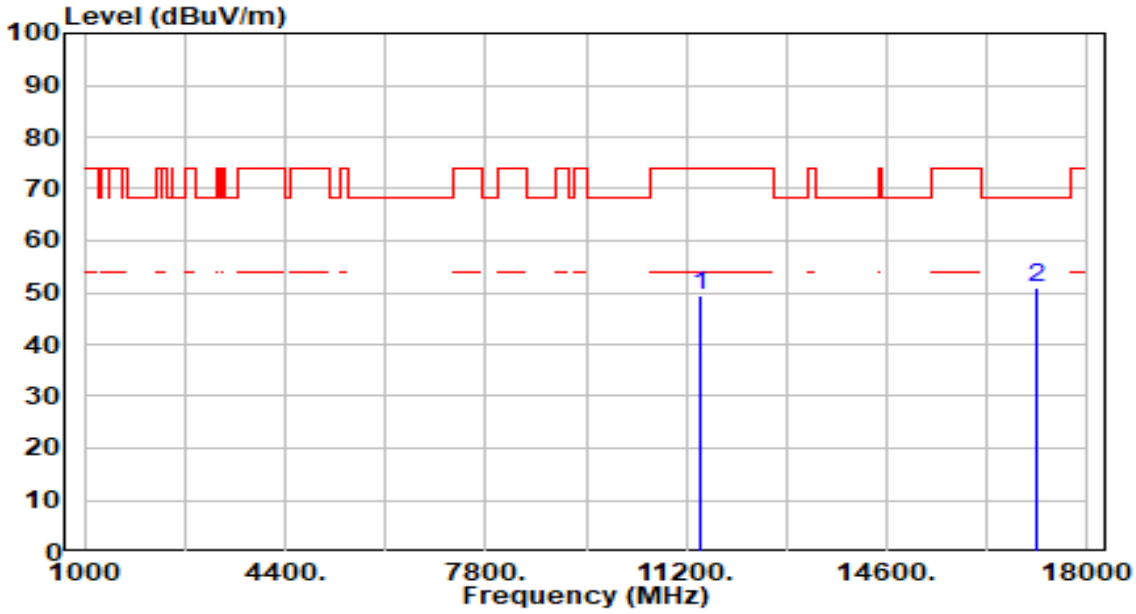

No		Frequency (MHz)	Reading (dBuV)	C.F (dB/m)	Measurement (dBuV/m)	Margin (dB)	Limit (dBuV/m)	Height (cm)	Angle (deg)	Remark (QP/PK/AV)
1		11420.000	42.33	7.14	49.47	-24.53	74.00	200	56	Peak
2	*	17130.000	43.10	7.71	50.80	-17.40	68.20	200	293	Peak

Note:

1. " *", means this data is the worst emission level.
2. C.F (Correction Factor) = Antenna Factor (dB/m)+ Cable Loss (dB) – Preamplifier(dB).
3. Measurement (dBuV/m) = Reading(dBuV) + C.F (Correction Factor).
4. The emission levels of other frequencies are very lower than the limit and not show in test report.

EUT	BE3600 Dual-Band Wi-Fi 7 Gaming Router	Date of Test	2025-04-16
Factor	DRH18-E	Temp. / Humidity	21°C /63%
Polarity	Vertical	Site / Test Engineer	AC2 / Aby
Test Mode	802.11ac-40MHz_TX_Band3_CH 142_ANT 0+1	Test Voltage	AC 120V/60Hz

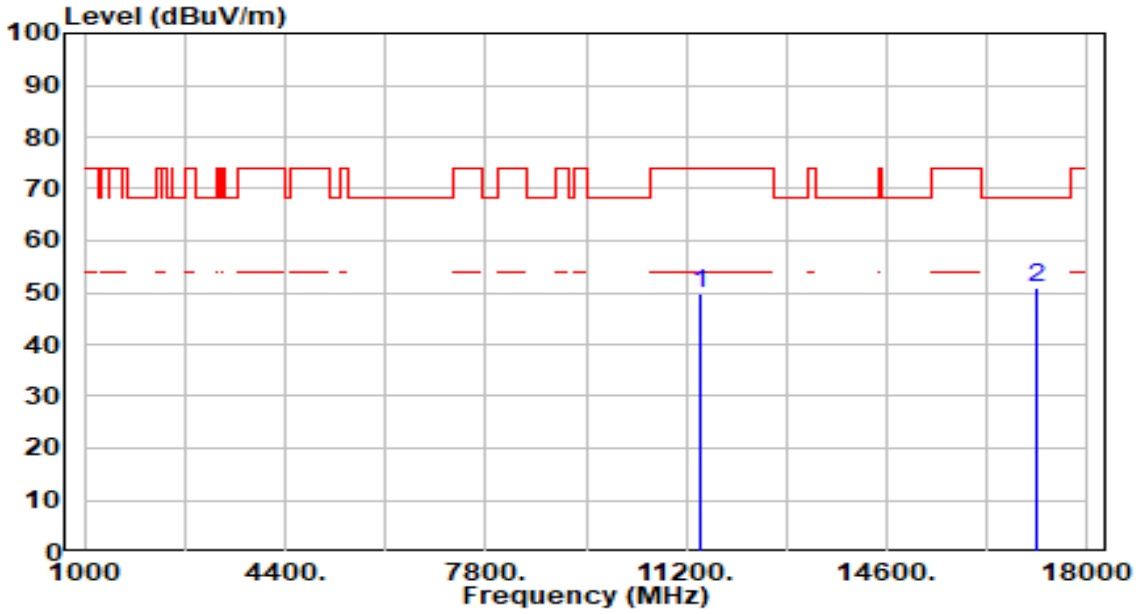

No		Frequency (MHz)	Reading (dBuV)	C.F (dB/m)	Measurement (dBuV/m)	Margin (dB)	Limit (dBuV/m)	Height (cm)	Angle (deg)	Remark (QP/PK/AV)
1		11420.000	42.52	7.14	49.66	-24.34	74.00	200	199	Peak
2	*	17130.000	43.19	7.71	50.90	-17.30	68.20	200	131	Peak

Note:

1. " *", means this data is the worst emission level.
2. C.F (Correction Factor) = Antenna Factor (dB/m)+ Cable Loss (dB) – Preamplifier(dB).
3. Measurement (dBuV/m) = Reading(dBuV) + C.F (Correction Factor).
4. The emission levels of other frequencies are very lower than the limit and not show in test report.

EUT	BE3600 Dual-Band Wi-Fi 7 Gaming Router	Date of Test	2025-04-16
Factor	DRH18-E	Temp. / Humidity	21°C /63%
Polarity	Horizontal	Site / Test Engineer	AC2 / Aby
Test Mode	802.11ac-40MHz_TX_Band4_CH 151_ANT 0+1	Test Voltage	AC 120V/60Hz

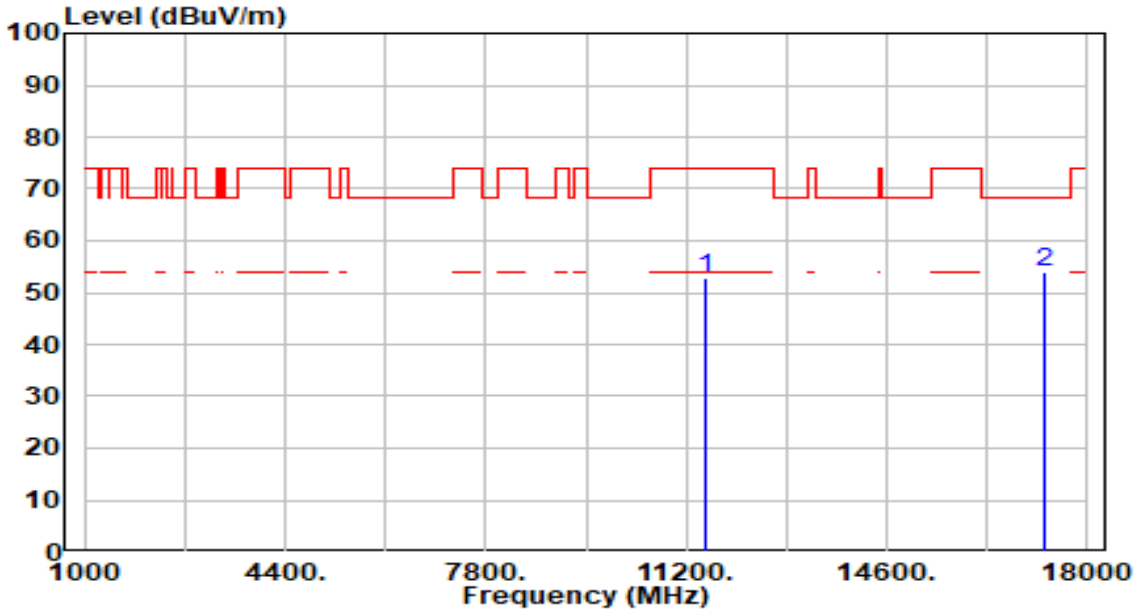

No		Frequency (MHz)	Reading (dBuV)	C.F (dB/m)	Measurement (dBuV/m)	Margin (dB)	Limit (dBuV/m)	Height (cm)	Angle (deg)	Remark (QP/PK/AV)
1		11510.000	45.66	7.19	52.85	-21.15	74.00	200	69	Peak
2	*	17265.000	46.37	7.46	53.84	-14.36	68.20	200	16	Peak

Note:

1. " *", means this data is the worst emission level.
2. C.F (Correction Factor) = Antenna Factor (dB/m)+ Cable Loss (dB) – Preamplifier(dB).
3. Measurement (dBuV/m) = Reading(dBuV) + C.F (Correction Factor).
4. The emission levels of other frequencies are very lower than the limit and not show in test report.

EUT	BE3600 Dual-Band Wi-Fi 7 Gaming Router	Date of Test	2025-04-16
Factor	DRH18-E	Temp. / Humidity	21°C /63%
Polarity	Vertical	Site / Test Engineer	AC2 / Aby
Test Mode	802.11ac-40MHz_TX_Band4_CH 151_ANT 0+1	Test Voltage	AC 120V/60Hz

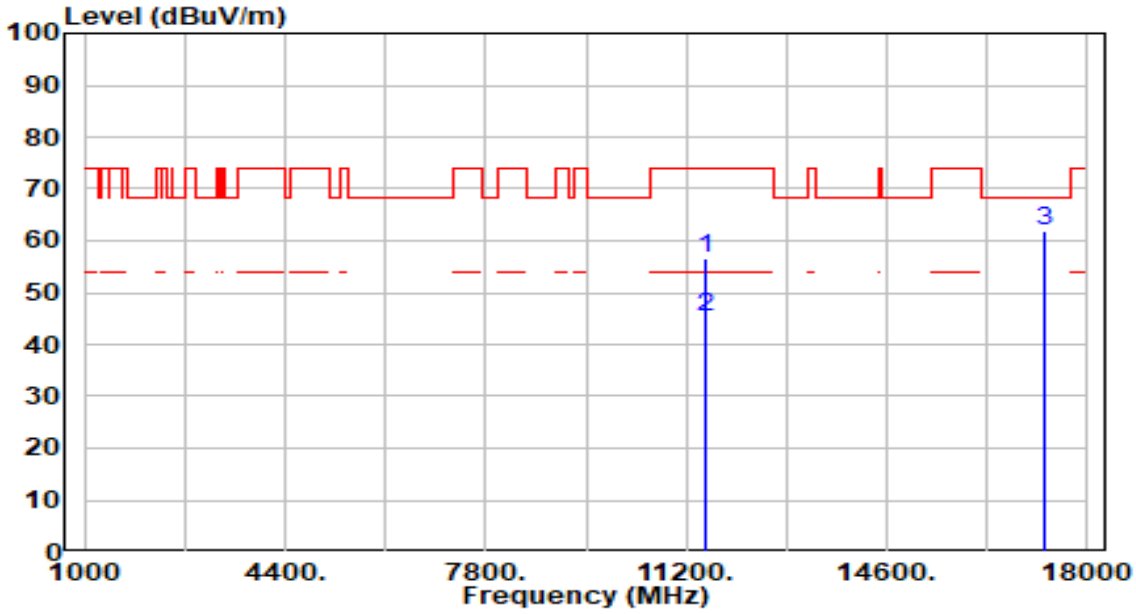

No		Frequency (MHz)	Reading (dBuV)	C.F (dB/m)	Measurement (dBuV/m)	Margin (dB)	Limit (dBuV/m)	Height (cm)	Angle (deg)	Remark (QP/PK/AV)
1		11510.000	49.39	7.19	56.58	-17.42	74.00	200	123	Peak
2	*	11510.000	38.19	7.19	45.38	-8.62	54.00	200	123	Average
3	*	17265.000	54.29	7.46	61.76	-6.44	68.20	200	178	Peak

Note:

1. " *", means this data is the worst emission level.
2. C.F (Correction Factor) = Antenna Factor (dB/m)+ Cable Loss (dB) – Preamplifier(dB).
3. Measurement (dBuV/m) = Reading(dBuV) + C.F (Correction Factor).
4. The emission levels of other frequencies are very lower than the limit and not show in test report.

EUT	BE3600 Dual-Band Wi-Fi 7 Gaming Router	Date of Test	2025-04-16
Factor	DRH18-E	Temp. / Humidity	21°C /63%
Polarity	Horizontal	Site / Test Engineer	AC2 / Aby
Test Mode	802.11ac-40MHz_TX_Band4_CH 159_ANT 0+1	Test Voltage	AC 120V/60Hz

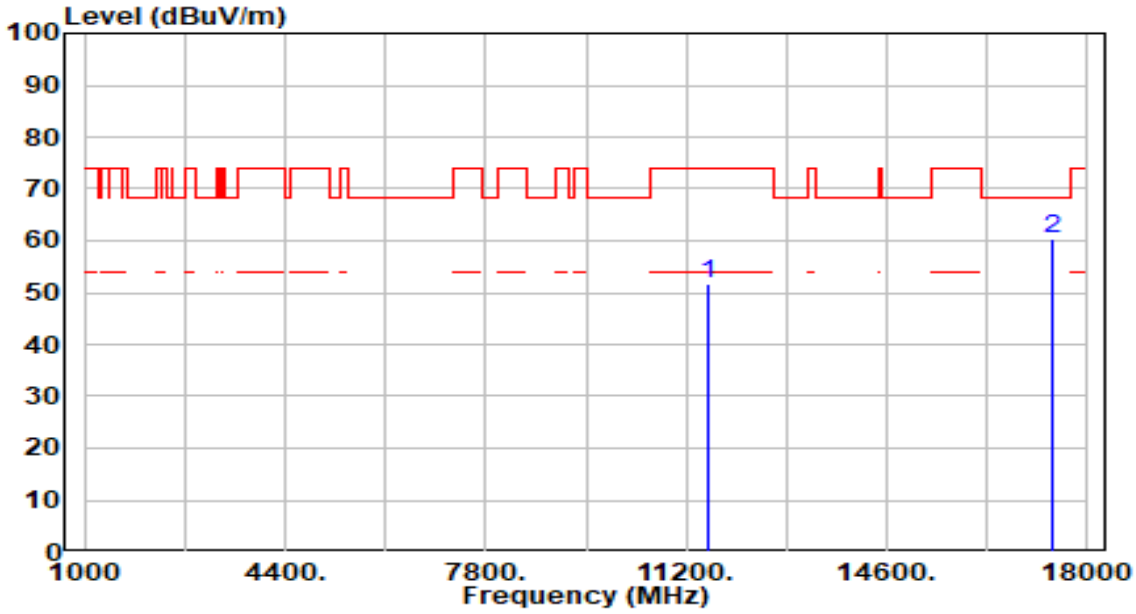

No		Frequency (MHz)	Reading (dBuV)	C.F (dB/m)	Measurement (dBuV/m)	Margin (dB)	Limit (dBuV/m)	Height (cm)	Angle (deg)	Remark (QP/PK/AV)
1		11590.000	44.57	7.27	51.83	-22.17	74.00	200	0	Peak
2	*	17385.000	53.02	7.20	60.22	-7.98	68.20	200	16	Peak

Note:

1. " *", means this data is the worst emission level.
2. C.F (Correction Factor) = Antenna Factor (dB/m)+ Cable Loss (dB) – Preamplifier(dB).
3. Measurement (dBuV/m) = Reading(dBuV) + C.F (Correction Factor).
4. The emission levels of other frequencies are very lower than the limit and not show in test report.

EUT	BE3600 Dual-Band Wi-Fi 7 Gaming Router	Date of Test	2025-04-16
Factor	DRH18-E	Temp. / Humidity	21°C /63%
Polarity	Vertical	Site / Test Engineer	AC2 / Aby
Test Mode	802.11ac-40MHz_TX_Band4_CH 159_ANT 0+1	Test Voltage	AC 120V/60Hz

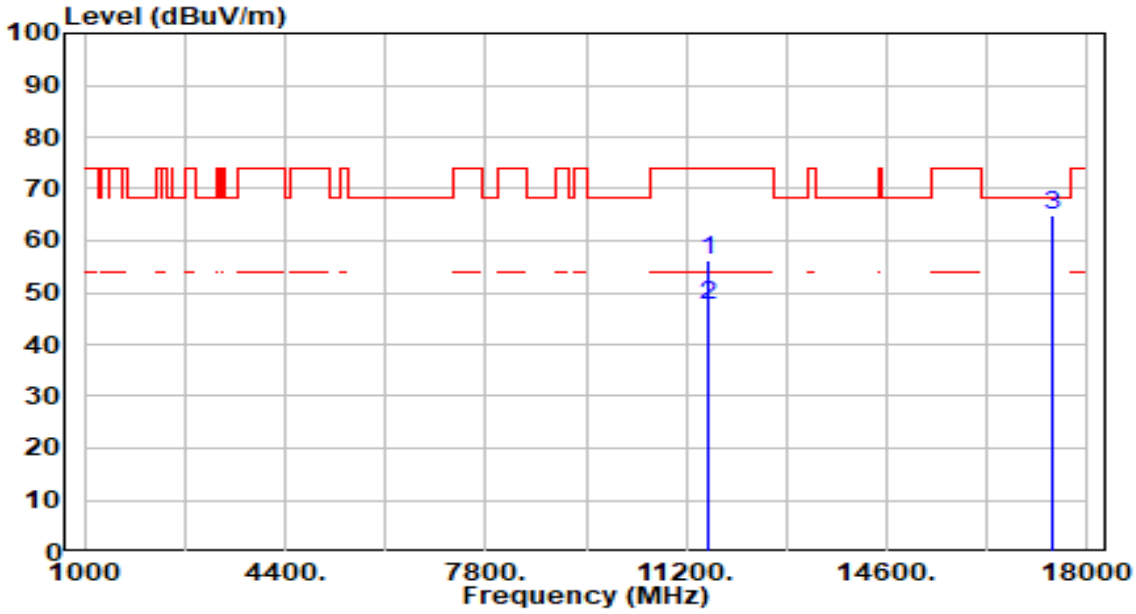

No		Frequency (MHz)	Reading (dBuV)	C.F (dB/m)	Measurement (dBuV/m)	Margin (dB)	Limit (dBuV/m)	Height (cm)	Angle (deg)	Remark (QP/PK/AV)
1		11590.000	48.84	7.27	56.11	-17.89	74.00	183	140	Peak
2	*	11590.000	40.18	7.27	47.45	-6.55	54.00	183	140	Average
3	*	17385.000	57.66	7.20	64.86	-3.34	68.20	200	158	Peak

Note:

1. " *", means this data is the worst emission level.
2. C.F (Correction Factor) = Antenna Factor (dB/m)+ Cable Loss (dB) – Preamplifier(dB).
3. Measurement (dBuV/m) = Reading(dBuV) + C.F (Correction Factor).
4. The emission levels of other frequencies are very lower than the limit and not show in test report.

EUT	BE3600 Dual-Band Wi-Fi 7 Gaming Router	Date of Test	2025-04-16
Factor	DRH18-E	Temp. / Humidity	21°C /63%
Polarity	Horizontal	Site / Test Engineer	AC2 / Aby
Test Mode	802.11ac-80MHz_TX_Band1_CH 42_ANT 0+1	Test Voltage	AC 120V/60Hz

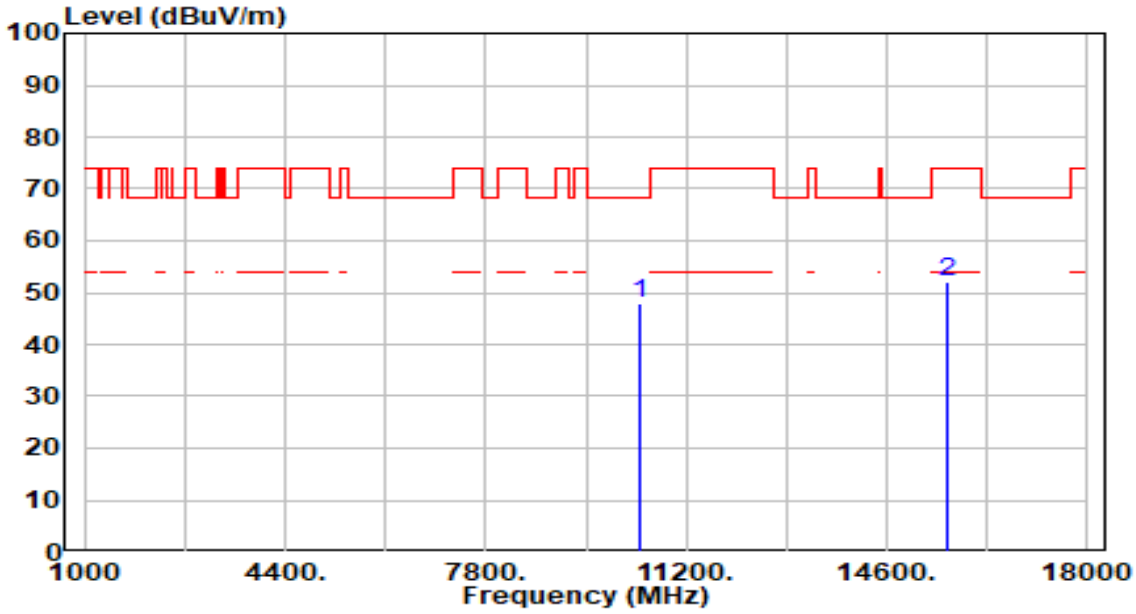

No		Frequency (MHz)	Reading (dBuV)	C.F (dB/m)	Measurement (dBuV/m)	Margin (dB)	Limit (dBuV/m)	Height (cm)	Angle (deg)	Remark (QP/PK/AV)
1	*	10420.000	41.36	6.51	47.88	-20.32	68.20	200	50	Peak
2		15630.000	43.65	8.40	52.06	-21.94	74.00	200	234	Peak

Note:

1. " *", means this data is the worst emission level.
2. C.F (Correction Factor) = Antenna Factor (dB/m)+ Cable Loss (dB) – Preamplifier(dB).
3. Measurement (dBuV/m) = Reading(dBuV) + C.F (Correction Factor).
4. The emission levels of other frequencies are very lower than the limit and not show in test report.

EUT	BE3600 Dual-Band Wi-Fi 7 Gaming Router	Date of Test	2025-04-16
Factor	DRH18-E	Temp. / Humidity	21°C /63%
Polarity	Vertical	Site / Test Engineer	AC2 / Aby
Test Mode	802.11ac-80MHz_TX_Band1_CH 42_ANT 0+1	Test Voltage	AC 120V/60Hz

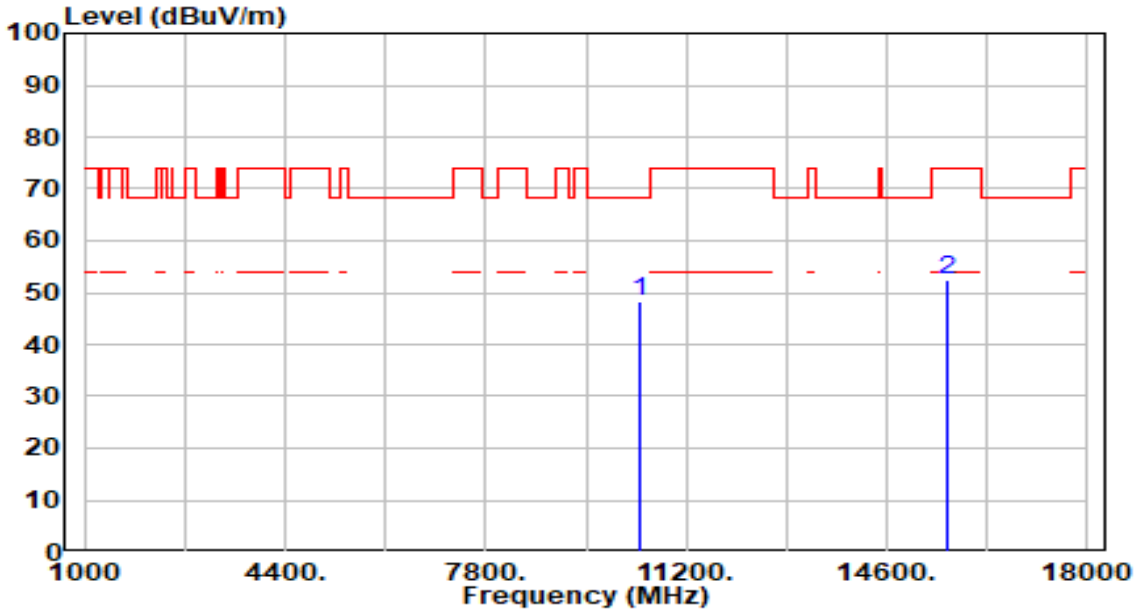

No		Frequency (MHz)	Reading (dBuV)	C.F (dB/m)	Measurement (dBuV/m)	Margin (dB)	Limit (dBuV/m)	Height (cm)	Angle (deg)	Remark (QP/PK/AV)
1	*	10420.000	41.84	6.51	48.35	-19.85	68.20	200	167	Peak
2		15630.000	44.16	8.40	52.56	-21.44	74.00	200	156	Peak

Note:

1. " *", means this data is the worst emission level.
2. C.F (Correction Factor) = Antenna Factor (dB/m)+ Cable Loss (dB) – Preamplifier(dB).
3. Measurement (dBuV/m) = Reading(dBuV) + C.F (Correction Factor).
4. The emission levels of other frequencies are very lower than the limit and not show in test report.

EUT	BE3600 Dual-Band Wi-Fi 7 Gaming Router	Date of Test	2025-04-16
Factor	DRH18-E	Temp. / Humidity	21°C /63%
Polarity	Horizontal	Site / Test Engineer	AC2 / Aby
Test Mode	802.11ac-80MHz_TX_Band2_CH 58_ANT 0+1	Test Voltage	AC 120V/60Hz

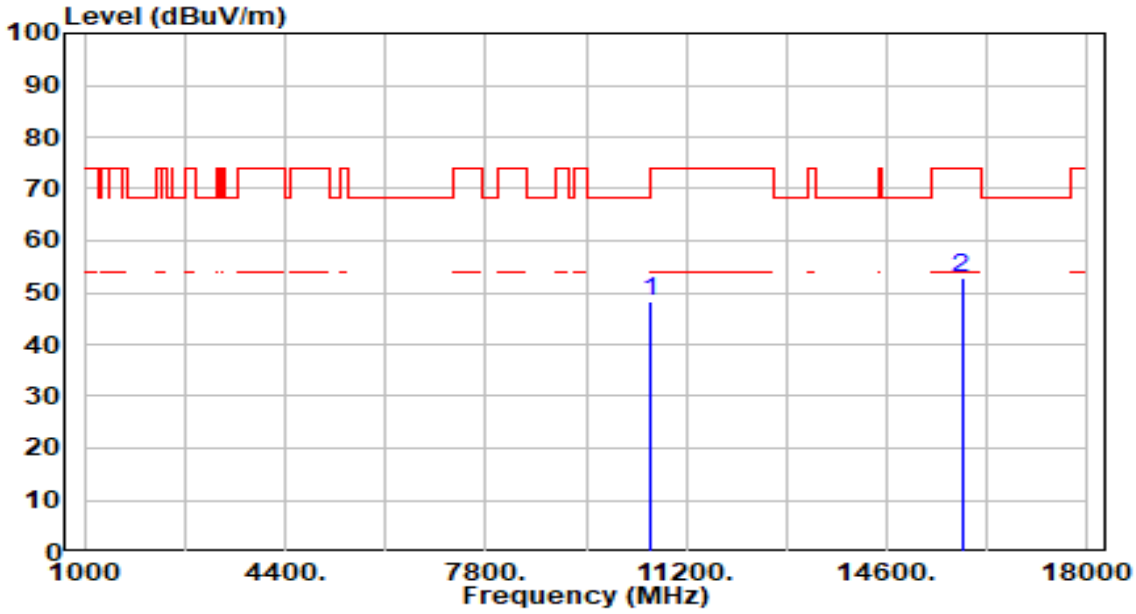

No		Frequency (MHz)	Reading (dBuV)	C.F (dB/m)	Measurement (dBuV/m)	Margin (dB)	Limit (dBuV/m)	Height (cm)	Angle (deg)	Remark (QP/PK/AV)
1	*	10580.000	42.08	6.37	48.45	-19.75	68.20	200	220	Peak
2		15870.000	44.09	8.89	52.97	-21.03	74.00	200	360	Peak

Note:

1. " *", means this data is the worst emission level.
2. C.F (Correction Factor) = Antenna Factor (dB/m)+ Cable Loss (dB) – Preamplifier(dB).
3. Measurement (dBuV/m) = Reading(dBuV) + C.F (Correction Factor).
4. The emission levels of other frequencies are very lower than the limit and not show in test report.

EUT	BE3600 Dual-Band Wi-Fi 7 Gaming Router	Date of Test	2025-04-16
Factor	DRH18-E	Temp. / Humidity	21°C /63%
Polarity	Vertical	Site / Test Engineer	AC2 / Aby
Test Mode	802.11ac-80MHz_TX_Band2_CH 58_ANT 0+1	Test Voltage	AC 120V/60Hz

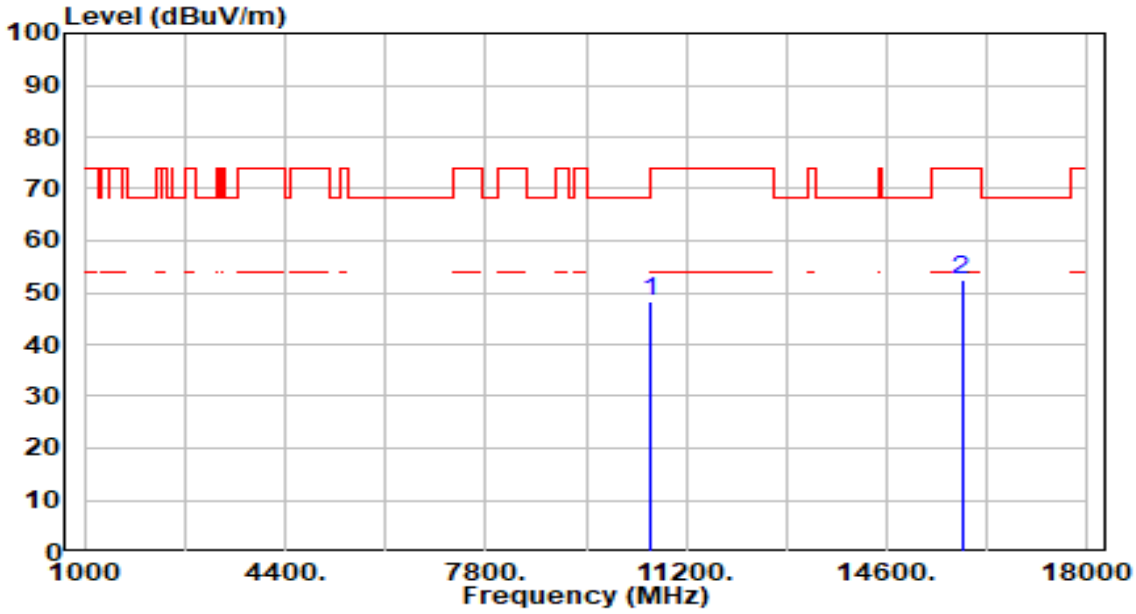

No		Frequency (MHz)	Reading (dBuV)	C.F (dB/m)	Measurement (dBuV/m)	Margin (dB)	Limit (dBuV/m)	Height (cm)	Angle (deg)	Remark (QP/PK/AV)
1	*	10580.000	41.84	6.37	48.21	-19.99	68.20	200	78	Peak
2		15870.000	43.42	8.89	52.30	-21.70	74.00	200	338	Peak

Note:

1. " *", means this data is the worst emission level.
2. C.F (Correction Factor) = Antenna Factor (dB/m)+ Cable Loss (dB) – Preamplifier(dB).
3. Measurement (dBuV/m) = Reading(dBuV) + C.F (Correction Factor).
4. The emission levels of other frequencies are very lower than the limit and not show in test report.

EUT	BE3600 Dual-Band Wi-Fi 7 Gaming Router	Date of Test	2025-04-16
Factor	DRH18-E	Temp. / Humidity	21°C /63%
Polarity	Horizontal	Site / Test Engineer	AC2 / Aby
Test Mode	802.11ac-80MHz_TX_Band3_CH 106_ANT 0+1	Test Voltage	AC 120V/60Hz

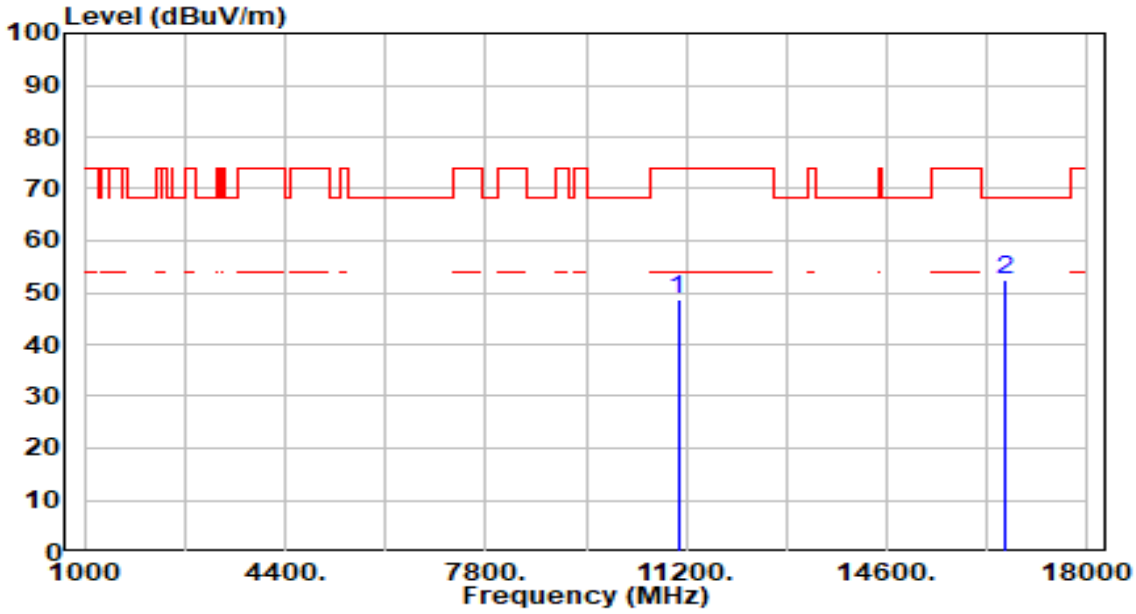

No		Frequency (MHz)	Reading (dBuV)	C.F (dB/m)	Measurement (dBuV/m)	Margin (dB)	Limit (dBuV/m)	Height (cm)	Angle (deg)	Remark (QP/PK/AV)
1		11060.000	42.10	6.44	48.54	-25.46	74.00	200	73	Peak
2	*	16590.000	44.37	8.23	52.60	-15.60	68.20	200	181	Peak

Note:

1. " *", means this data is the worst emission level.
2. C.F (Correction Factor) = Antenna Factor (dB/m)+ Cable Loss (dB) – Preamplifier(dB).
3. Measurement (dBuV/m) = Reading(dBuV) + C.F (Correction Factor).
4. The emission levels of other frequencies are very lower than the limit and not show in test report.

EUT	BE3600 Dual-Band Wi-Fi 7 Gaming Router	Date of Test	2025-04-16
Factor	DRH18-E	Temp. / Humidity	21°C /63%
Polarity	Vertical	Site / Test Engineer	AC2 / Aby
Test Mode	802.11ac-80MHz_TX_Band3_CH 106_ANT 0+1	Test Voltage	AC 120V/60Hz

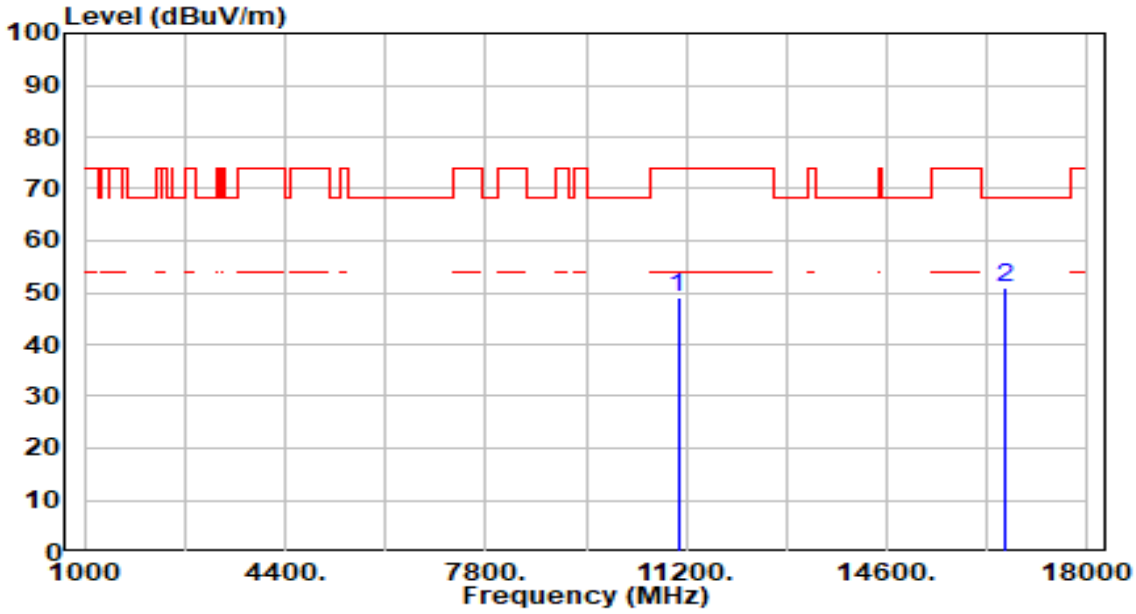

No		Frequency (MHz)	Reading (dBuV)	C.F (dB/m)	Measurement (dBuV/m)	Margin (dB)	Limit (dBuV/m)	Height (cm)	Angle (deg)	Remark (QP/PK/AV)
1		11060.000	42.48	6.44	48.92	-25.08	74.00	200	244	Peak
2	*	16590.000	42.86	8.23	51.09	-17.11	68.20	200	188	Peak

Note:

1. " *", means this data is the worst emission level.
2. C.F (Correction Factor) = Antenna Factor (dB/m)+ Cable Loss (dB) – Preamplifier(dB).
3. Measurement (dBuV/m) = Reading(dBuV) + C.F (Correction Factor).
4. The emission levels of other frequencies are very lower than the limit and not show in test report.

EUT	BE3600 Dual-Band Wi-Fi 7 Gaming Router	Date of Test	2025-04-16
Factor	DRH18-E	Temp. / Humidity	21°C /63%
Polarity	Horizontal	Site / Test Engineer	AC2 / Aby
Test Mode	802.11ac-80MHz_TX_Band3_CH 122_ANT 0+1	Test Voltage	AC 120V/60Hz

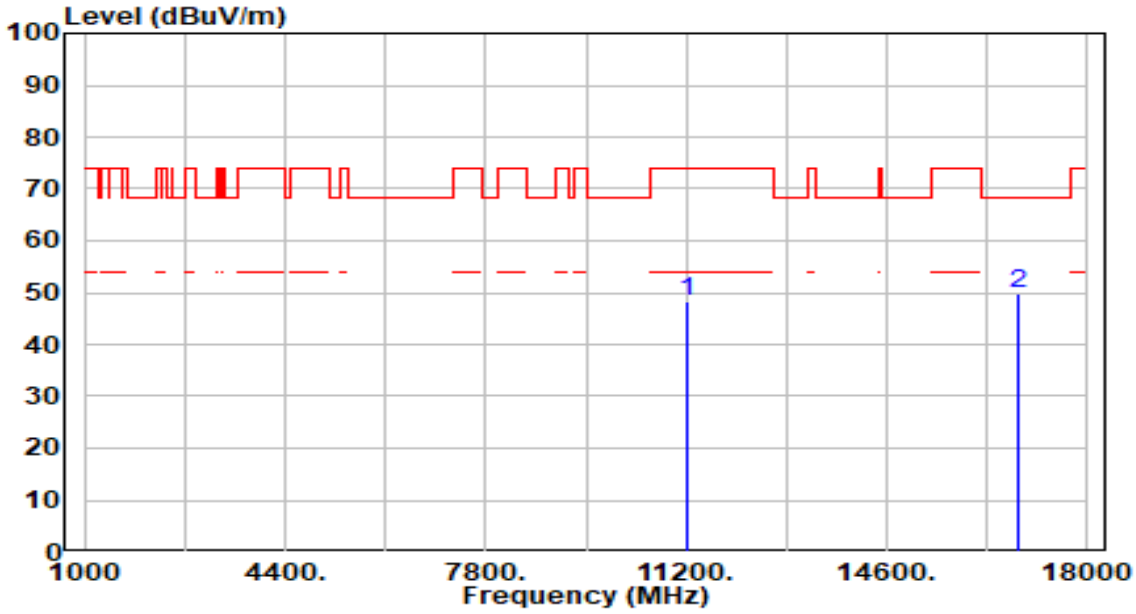

No		Frequency (MHz)	Reading (dBuV)	C.F (dB/m)	Measurement (dBuV/m)	Margin (dB)	Limit (dBuV/m)	Height (cm)	Angle (deg)	Remark (QP/PK/AV)
1		11220.000	41.25	6.92	48.17	-25.83	74.00	200	251	Peak
2	*	16830.000	41.74	8.25	50.00	-18.20	68.20	200	237	Peak

Note:

1. " *", means this data is the worst emission level.
2. C.F (Correction Factor) = Antenna Factor (dB/m)+ Cable Loss (dB) – Preamplifier(dB).
3. Measurement (dBuV/m) = Reading(dBuV) + C.F (Correction Factor).
4. The emission levels of other frequencies are very lower than the limit and not show in test report.

EUT	BE3600 Dual-Band Wi-Fi 7 Gaming Router	Date of Test	2025-04-16
Factor	DRH18-E	Temp. / Humidity	21°C /63%
Polarity	Vertical	Site / Test Engineer	AC2 / Aby
Test Mode	802.11ac-80MHz_TX_Band3_CH 122_ANT 0+1	Test Voltage	AC 120V/60Hz

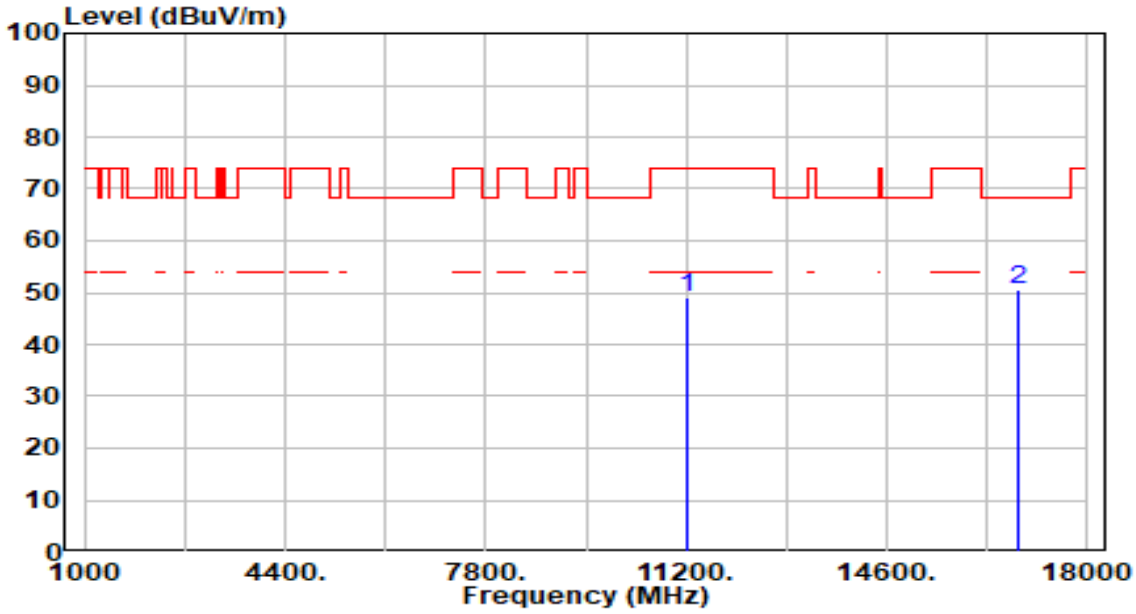

No		Frequency (MHz)	Reading (dBuV)	C.F (dB/m)	Measurement (dBuV/m)	Margin (dB)	Limit (dBuV/m)	Height (cm)	Angle (deg)	Remark (QP/PK/AV)
1		11220.000	42.30	6.92	49.21	-24.79	74.00	200	222	Peak
2	*	16830.000	42.21	8.25	50.46	-17.74	68.20	200	176	Peak

Note:

1. " *", means this data is the worst emission level.
2. C.F (Correction Factor) = Antenna Factor (dB/m)+ Cable Loss (dB) – Preamplifier(dB).
3. Measurement (dBuV/m) = Reading(dBuV) + C.F (Correction Factor).
4. The emission levels of other frequencies are very lower than the limit and not show in test report.

EUT	BE3600 Dual-Band Wi-Fi 7 Gaming Router	Date of Test	2025-04-16
Factor	DRH18-E	Temp. / Humidity	21°C /63%
Polarity	Horizontal	Site / Test Engineer	AC2 / Aby
Test Mode	802.11ac-80MHz_TX_Band3_CH 138_ANT 0+1	Test Voltage	AC 120V/60Hz

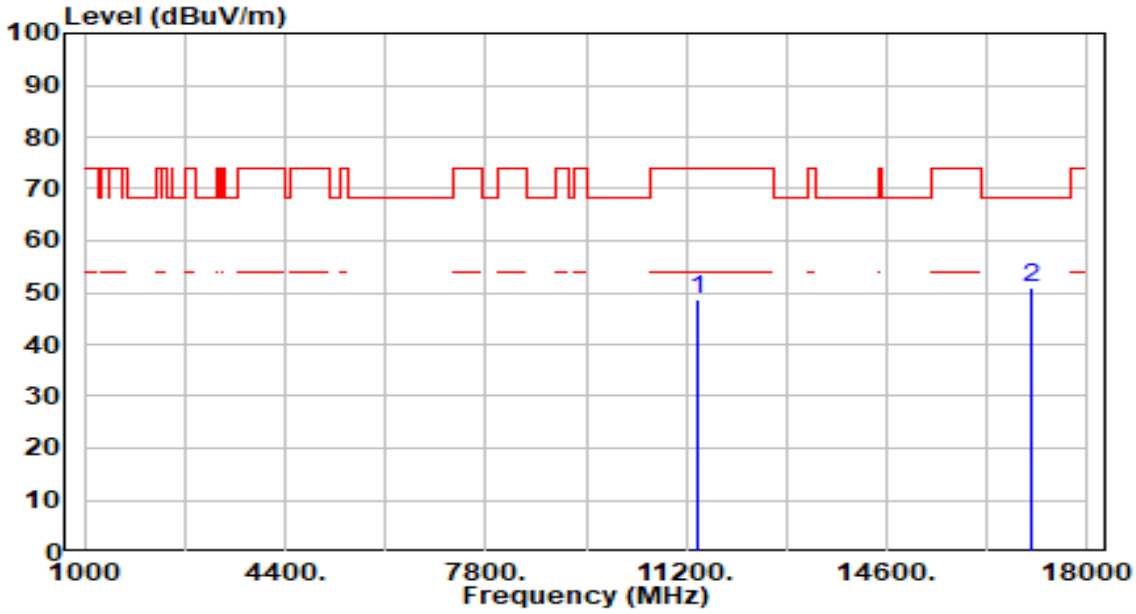

No		Frequency (MHz)	Reading (dBuV)	C.F (dB/m)	Measurement (dBuV/m)	Margin (dB)	Limit (dBuV/m)	Height (cm)	Angle (deg)	Remark (QP/PK/AV)
1		11380.000	41.56	7.12	48.68	-25.32	74.00	200	324	Peak
2	*	17070.000	42.99	7.85	50.83	-17.37	68.20	200	266	Peak

Note:

1. " *", means this data is the worst emission level.
2. C.F (Correction Factor) = Antenna Factor (dB/m)+ Cable Loss (dB) – Preamplifier(dB).
3. Measurement (dBuV/m) = Reading(dBuV) + C.F (Correction Factor).
4. The emission levels of other frequencies are very lower than the limit and not show in test report.

EUT	BE3600 Dual-Band Wi-Fi 7 Gaming Router	Date of Test	2025-04-16
Factor	DRH18-E	Temp. / Humidity	21°C /63%
Polarity	Vertical	Site / Test Engineer	AC2 / Aby
Test Mode	802.11ac-80MHz_TX_Band3_CH 138_ANT 0+1	Test Voltage	AC 120V/60Hz

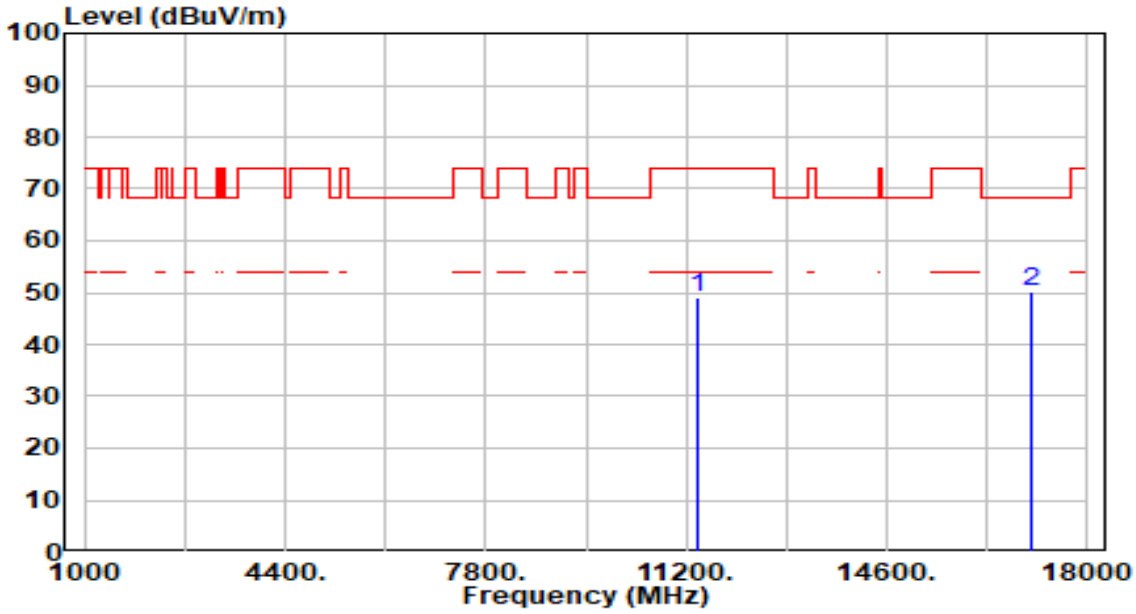

No		Frequency (MHz)	Reading (dBuV)	C.F (dB/m)	Measurement (dBuV/m)	Margin (dB)	Limit (dBuV/m)	Height (cm)	Angle (deg)	Remark (QP/PK/AV)
1		11380.000	42.10	7.12	49.22	-24.78	74.00	200	321	Peak
2	*	17070.000	42.41	7.85	50.26	-17.94	68.20	200	165	Peak

Note:

1. " *", means this data is the worst emission level.
2. C.F (Correction Factor) = Antenna Factor (dB/m)+ Cable Loss (dB) – Preamplifier(dB).
3. Measurement (dBuV/m) = Reading(dBuV) + C.F (Correction Factor).
4. The emission levels of other frequencies are very lower than the limit and not show in test report.

EUT	BE3600 Dual-Band Wi-Fi 7 Gaming Router	Date of Test	2025-04-16
Factor	DRH18-E	Temp. / Humidity	21°C /63%
Polarity	Horizontal	Site / Test Engineer	AC2 / Aby
Test Mode	802.11ac-80MHz_TX_Band4_CH 155_ANT 0+1	Test Voltage	AC 120V/60Hz

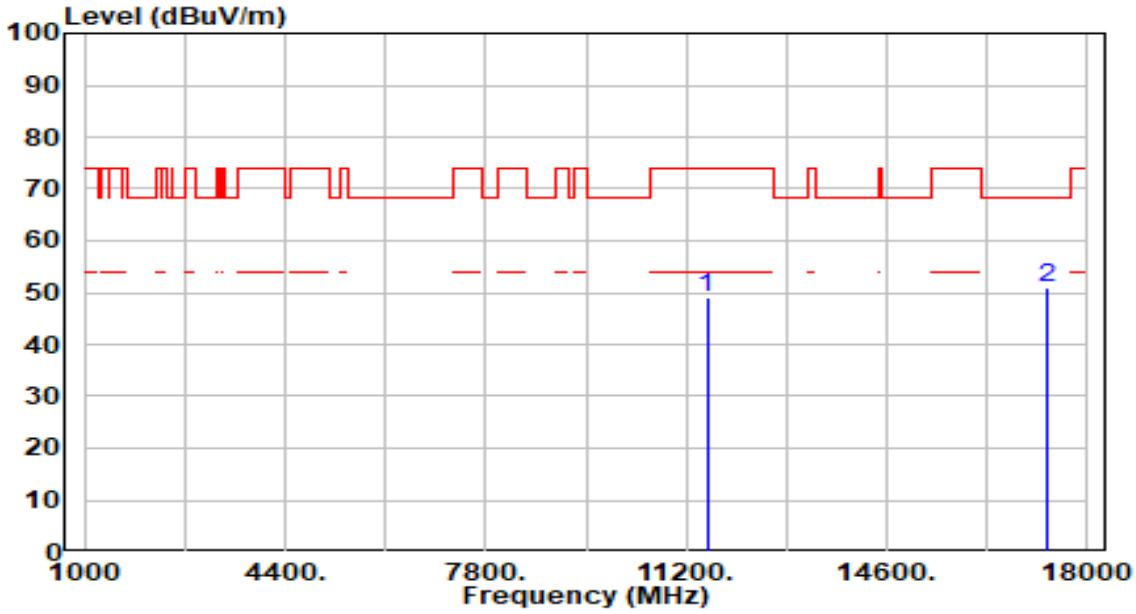

No		Frequency (MHz)	Reading (dBuV)	C.F (dB/m)	Measurement (dBuV/m)	Margin (dB)	Limit (dBuV/m)	Height (cm)	Angle (deg)	Remark (QP/PK/AV)
1		11550.000	41.74	7.23	48.97	-25.03	74.00	200	79	Peak
2	*	17325.000	43.53	7.35	50.88	-17.32	68.20	200	247	Peak

Note:

1. " *", means this data is the worst emission level.
2. C.F (Correction Factor) = Antenna Factor (dB/m)+ Cable Loss (dB) – Preamplifier(dB).
3. Measurement (dBuV/m) = Reading(dBuV) + C.F (Correction Factor).
4. The emission levels of other frequencies are very lower than the limit and not show in test report.

EUT	BE3600 Dual-Band Wi-Fi 7 Gaming Router	Date of Test	2025-04-16
Factor	DRH18-E	Temp. / Humidity	21°C /63%
Polarity	Vertical	Site / Test Engineer	AC2 / Aby
Test Mode	802.11ac-80MHz_TX_Band4_CH 155_ANT 0+1	Test Voltage	AC 120V/60Hz

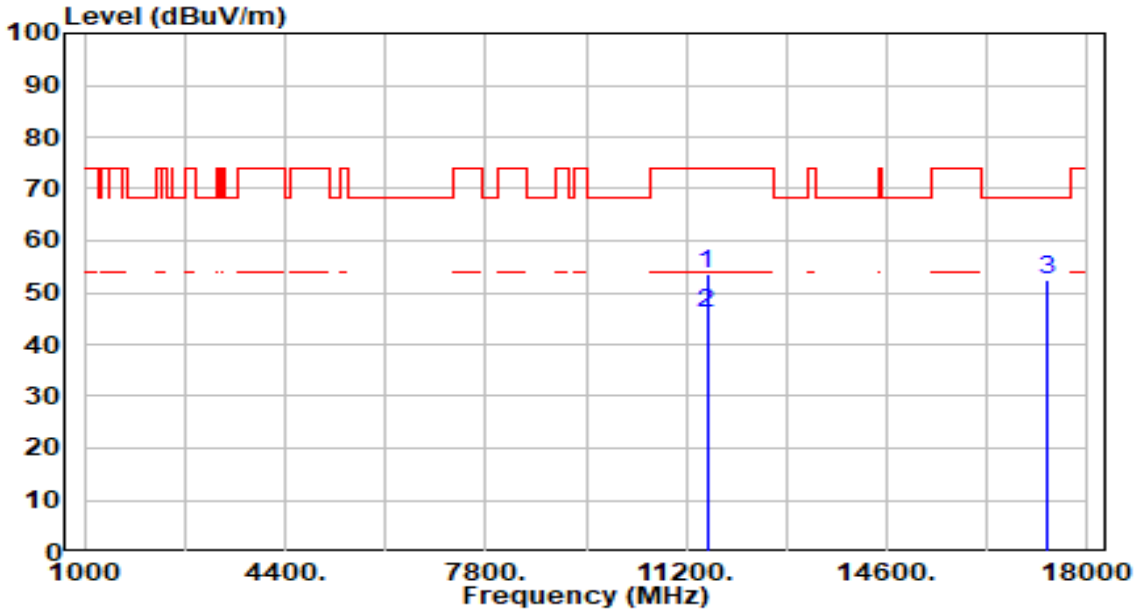

No		Frequency (MHz)	Reading (dBuV)	C.F (dB/m)	Measurement (dBuV/m)	Margin (dB)	Limit (dBuV/m)	Height (cm)	Angle (deg)	Remark (QP/PK/AV)
1		11550.000	46.23	7.23	53.46	-20.54	74.00	200	143	Peak
2	*	11550.000	38.72	7.23	45.95	-8.05	54.00	200	143	Average
3	*	17325.000	45.18	7.35	52.53	-15.67	68.20	200	184	Peak

Note:

1. " *", means this data is the worst emission level.
2. C.F (Correction Factor) = Antenna Factor (dB/m)+ Cable Loss (dB) – Preamplifier(dB).
3. Measurement (dBuV/m) = Reading(dBuV) + C.F (Correction Factor).
4. The emission levels of other frequencies are very lower than the limit and not show in test report.

EUT	BE3600 Dual-Band Wi-Fi 7 Gaming Router	Date of Test	2025-04-16
Factor	DRH18-E	Temp. / Humidity	21°C /63%
Polarity	Horizontal	Site / Test Engineer	AC2 / Aby
Test Mode	802.11ac-160MHz_TX_Band1,2_CH 50_ANT 0+1	Test Voltage	AC 120V/60Hz

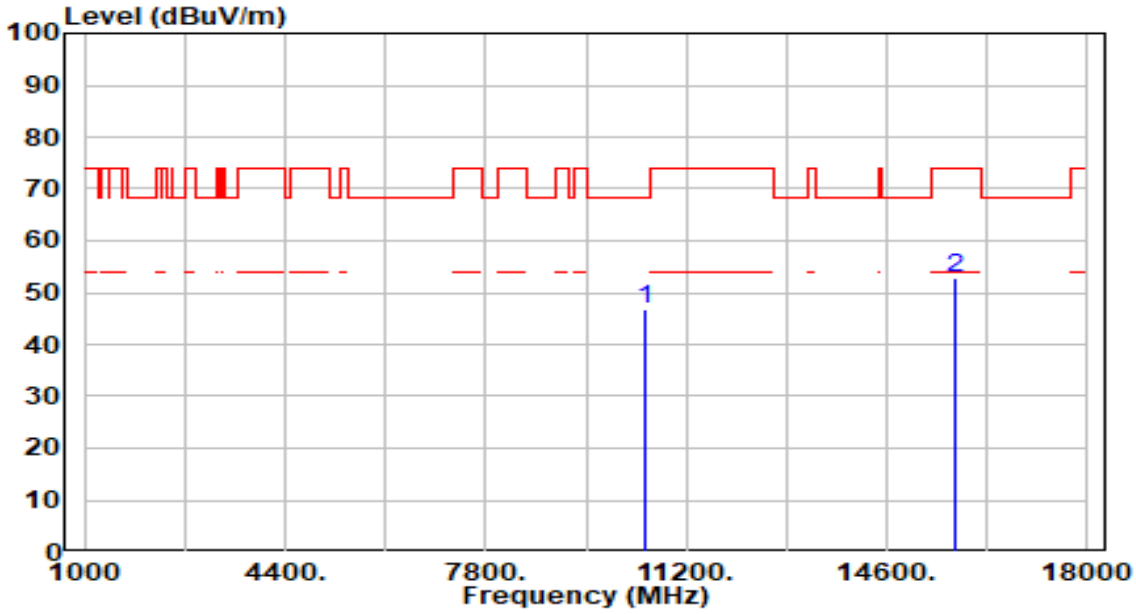

No		Frequency (MHz)	Reading (dBuV)	C.F (dB/m)	Measurement (dBuV/m)	Margin (dB)	Limit (dBuV/m)	Height (cm)	Angle (deg)	Remark (QP/PK/AV)
1		10500.000	40.37	6.42	46.79	-21.41	68.20	200	142	Peak
2	*	15750.000	44.21	8.67	52.89	-21.11	74.00	200	136	Peak

Note:

1. " *", means this data is the worst emission level.
2. C.F (Correction Factor) = Antenna Factor (dB/m)+ Cable Loss (dB) – Preamplifier(dB).
3. Measurement (dBuV/m) = Reading(dBuV) + C.F (Correction Factor).
4. The emission levels of other frequencies are very lower than the limit and not show in test report.

EUT	BE3600 Dual-Band Wi-Fi 7 Gaming Router	Date of Test	2025-04-16
Factor	DRH18-E	Temp. / Humidity	21°C /63%
Polarity	Vertical	Site / Test Engineer	AC2 / Aby
Test Mode	802.11ac-160MHz_TX_Band1,2_CH 50_ANT 0+1	Test Voltage	AC 120V/60Hz

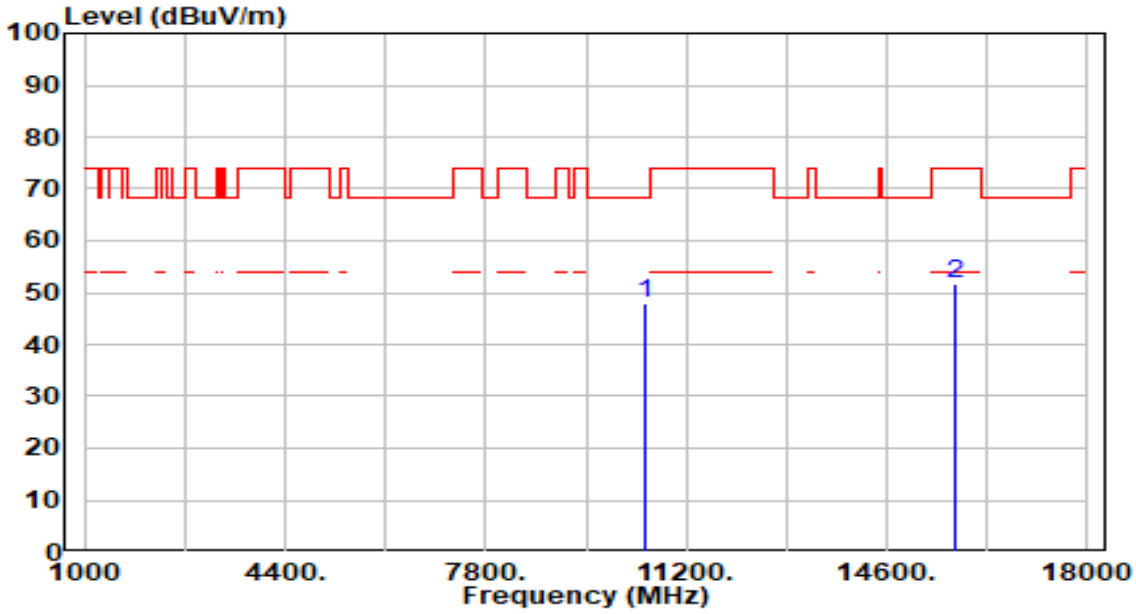

No		Frequency (MHz)	Reading (dBuV)	C.F (dB/m)	Measurement (dBuV/m)	Margin (dB)	Limit (dBuV/m)	Height (cm)	Angle (deg)	Remark (QP/PK/AV)
1	*	10500.000	41.41	6.42	47.84	-20.36	68.20	200	117	Peak
2		15750.000	43.19	8.67	51.86	-22.14	74.00	200	313	Peak

Note:

1. " *", means this data is the worst emission level.
2. C.F (Correction Factor) = Antenna Factor (dB/m)+ Cable Loss (dB) – Preamplifier(dB).
3. Measurement (dBuV/m) = Reading(dBuV) + C.F (Correction Factor).
4. The emission levels of other frequencies are very lower than the limit and not show in test report.

EUT	BE3600 Dual-Band Wi-Fi 7 Gaming Router	Date of Test	2025-04-16
Factor	DRH18-E	Temp. / Humidity	21°C /63%
Polarity	Horizontal	Site / Test Engineer	AC2 / Aby
Test Mode	802.11ac-160MHz_TX_Band3_CH 114_ANT 0+1	Test Voltage	AC 120V/60Hz

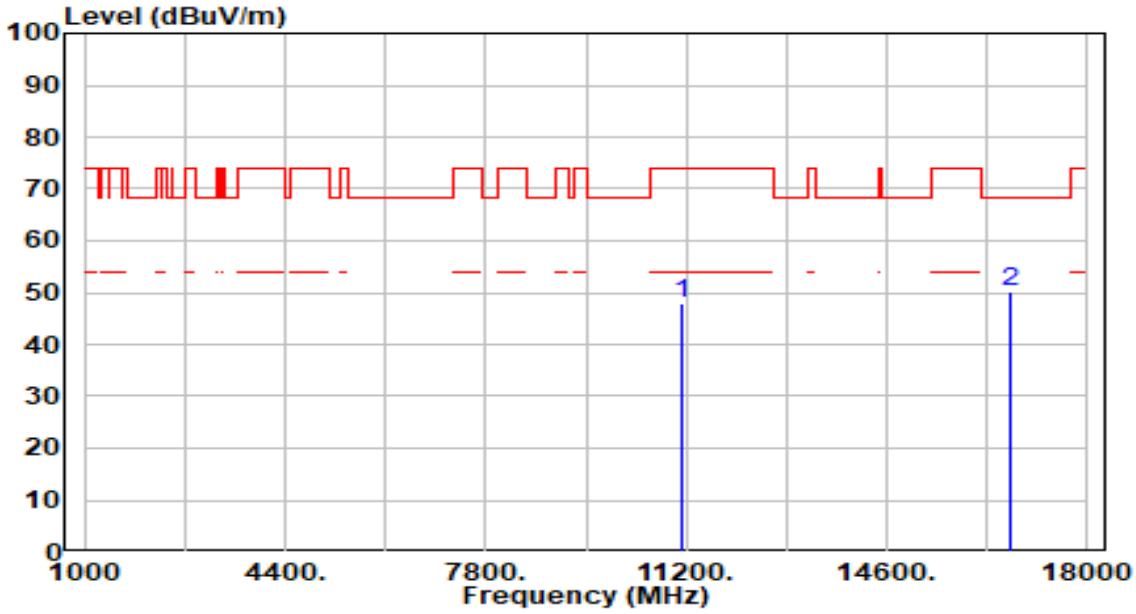

No		Frequency (MHz)	Reading (dBuV)	C.F (dB/m)	Measurement (dBuV/m)	Margin (dB)	Limit (dBuV/m)	Height (cm)	Angle (deg)	Remark (QP/PK/AV)
1		11140.000	41.13	6.69	47.82	-26.18	74.00	200	217	Peak
2	*	16710.000	42.08	8.25	50.33	-17.87	68.20	200	264	Peak

Note:

1. " *", means this data is the worst emission level.
2. C.F (Correction Factor) = Antenna Factor (dB/m)+ Cable Loss (dB) – Preamplifier(dB).
3. Measurement (dBuV/m) = Reading(dBuV) + C.F (Correction Factor).
4. The emission levels of other frequencies are very lower than the limit and not show in test report.

EUT	BE3600 Dual-Band Wi-Fi 7 Gaming Router	Date of Test	2025-04-16
Factor	DRH18-E	Temp. / Humidity	21°C /63%
Polarity	Vertical	Site / Test Engineer	AC2 / Aby
Test Mode	802.11ac-160MHz_TX_Band3_CH 114_ANT 0+1	Test Voltage	AC 120V/60Hz

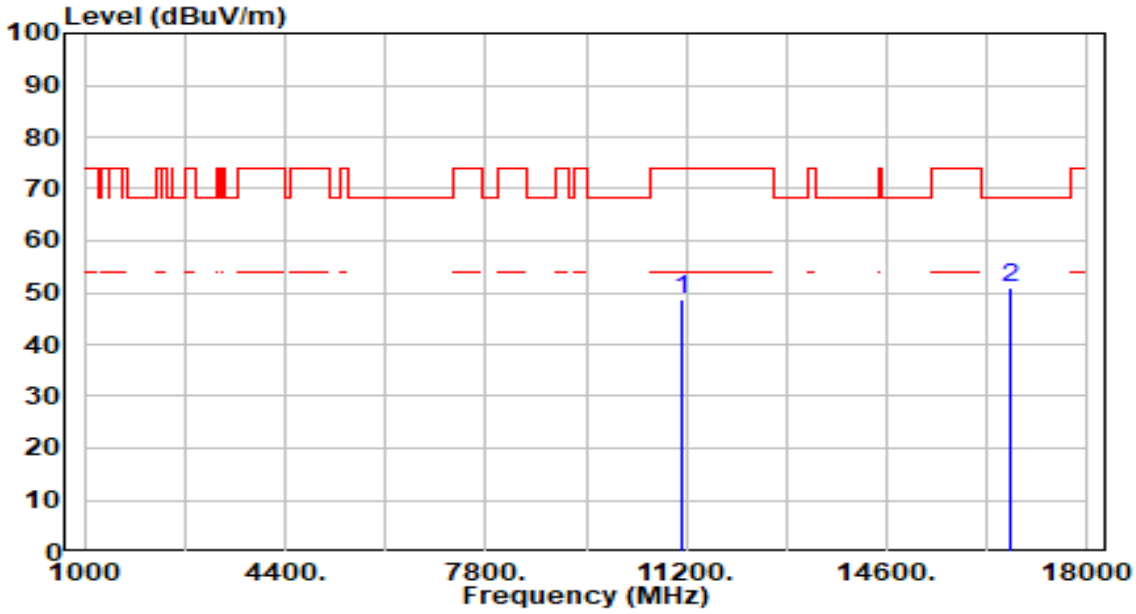

No		Frequency (MHz)	Reading (dBuV)	C.F (dB/m)	Measurement (dBuV/m)	Margin (dB)	Limit (dBuV/m)	Height (cm)	Angle (deg)	Remark (QP/PK/AV)
1		11140.000	41.86	6.69	48.55	-25.45	74.00	200	0	Peak
2	*	16710.000	42.88	8.25	51.13	-17.07	68.20	200	0	Peak

Note:

1. " *", means this data is the worst emission level.
2. C.F (Correction Factor) = Antenna Factor (dB/m)+ Cable Loss (dB) – Preamplifier(dB).
3. Measurement (dBuV/m) = Reading(dBuV) + C.F (Correction Factor).
4. The emission levels of other frequencies are very lower than the limit and not show in test report.

EUT	BE3600 Dual-Band Wi-Fi 7 Gaming Router	Date of Test	2025-04-16
Factor	DRH18-E	Temp. / Humidity	21°C /63%
Polarity	Horizontal	Site / Test Engineer	AC2 / Aby
Test Mode	802.11ax-20MHz_TX_Band1_CH 36_ANT 0+1	Test Voltage	AC 120V/60Hz

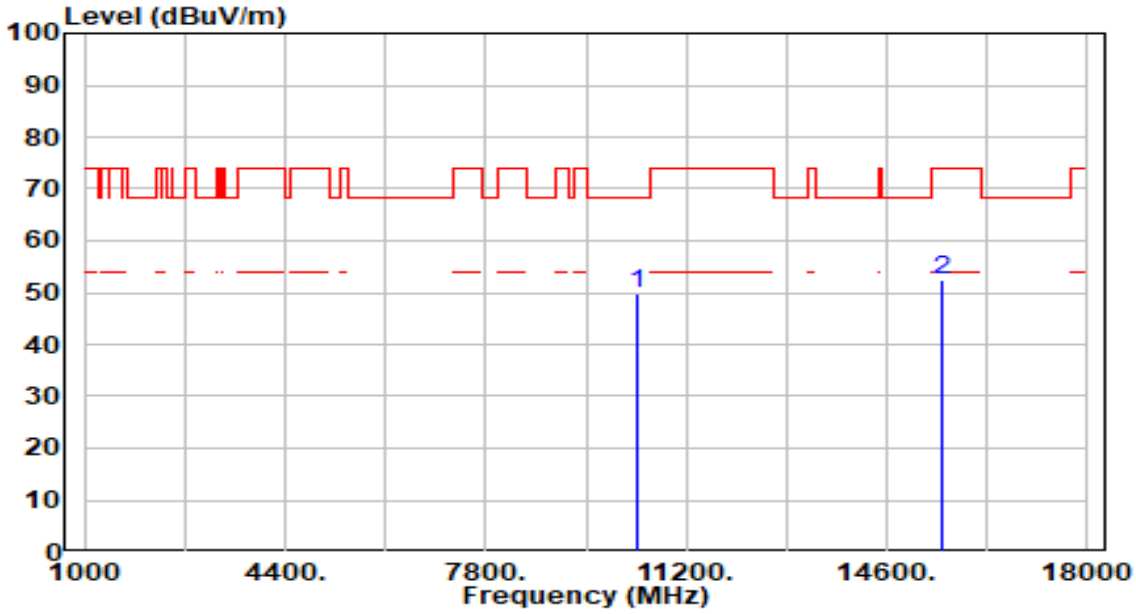

No		Frequency (MHz)	Reading (dBuV)	C.F (dB/m)	Measurement (dBuV/m)	Margin (dB)	Limit (dBuV/m)	Height (cm)	Angle (deg)	Remark (QP/PK/AV)
1	*	10360.000	43.18	6.57	49.74	-18.46	68.20	200	155	Peak
2		15540.000	44.01	8.43	52.45	-21.55	74.00	200	198	Peak

Note:

1. " *", means this data is the worst emission level.
2. C.F (Correction Factor) = Antenna Factor (dB/m)+ Cable Loss (dB) – Preamplifier(dB).
3. Measurement (dBuV/m) = Reading(dBuV) + C.F (Correction Factor).
4. The emission levels of other frequencies are very lower than the limit and not show in test report.

EUT	BE3600 Dual-Band Wi-Fi 7 Gaming Router	Date of Test	2025-04-16
Factor	DRH18-E	Temp. / Humidity	21°C /63%
Polarity	Vertical	Site / Test Engineer	AC2 / Aby
Test Mode	802.11ax-20MHz_TX_Band1_CH 36_ANT 0+1	Test Voltage	AC 120V/60Hz

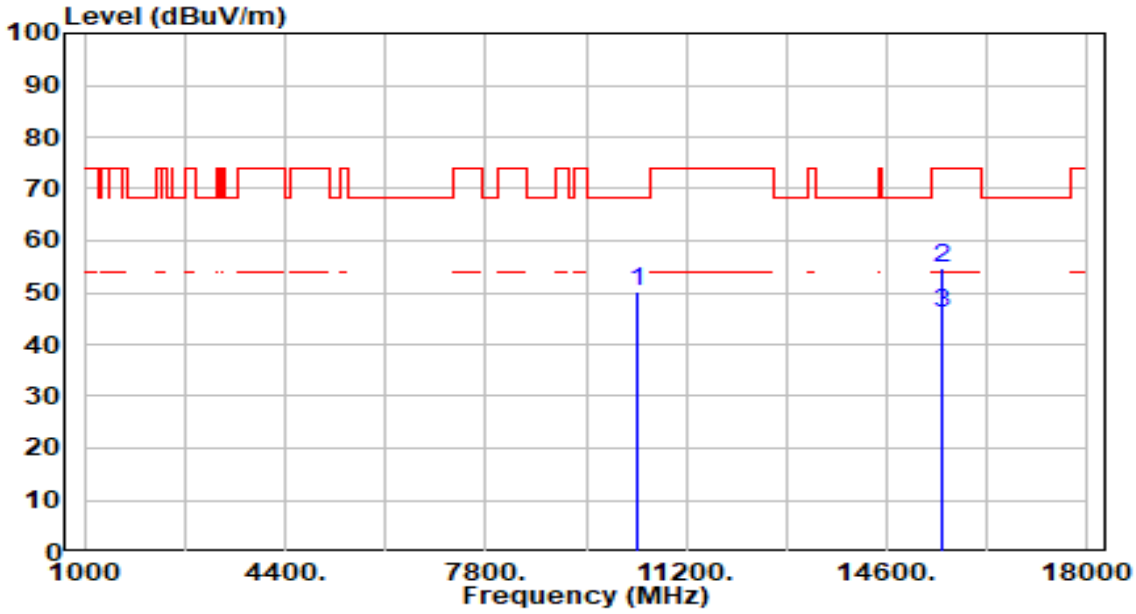

No		Frequency (MHz)	Reading (dBuV)	C.F (dB/m)	Measurement (dBuV/m)	Margin (dB)	Limit (dBuV/m)	Height (cm)	Angle (deg)	Remark (QP/PK/AV)
1	*	10360.000	43.70	6.57	50.27	-17.93	68.20	200	0	Peak
2		15540.000	46.21	8.43	54.64	-19.36	74.00	180	169	Peak
3	*	15540.000	37.42	8.43	45.85	-8.15	54.00	180	169	Average

Note:

1. " *", means this data is the worst emission level.
2. C.F (Correction Factor) = Antenna Factor (dB/m)+ Cable Loss (dB) – Preamplifier(dB).
3. Measurement (dBuV/m) = Reading(dBuV) + C.F (Correction Factor).
4. The emission levels of other frequencies are very lower than the limit and not show in test report.

EUT	BE3600 Dual-Band Wi-Fi 7 Gaming Router	Date of Test	2025-04-16
Factor	DRH18-E	Temp. / Humidity	21°C /63%
Polarity	Horizontal	Site / Test Engineer	AC2 / Stanley
Test Mode	802.11ax-20MHz_TX_Band1_CH 40_ANT 0+1	Test Voltage	AC 120V/60Hz

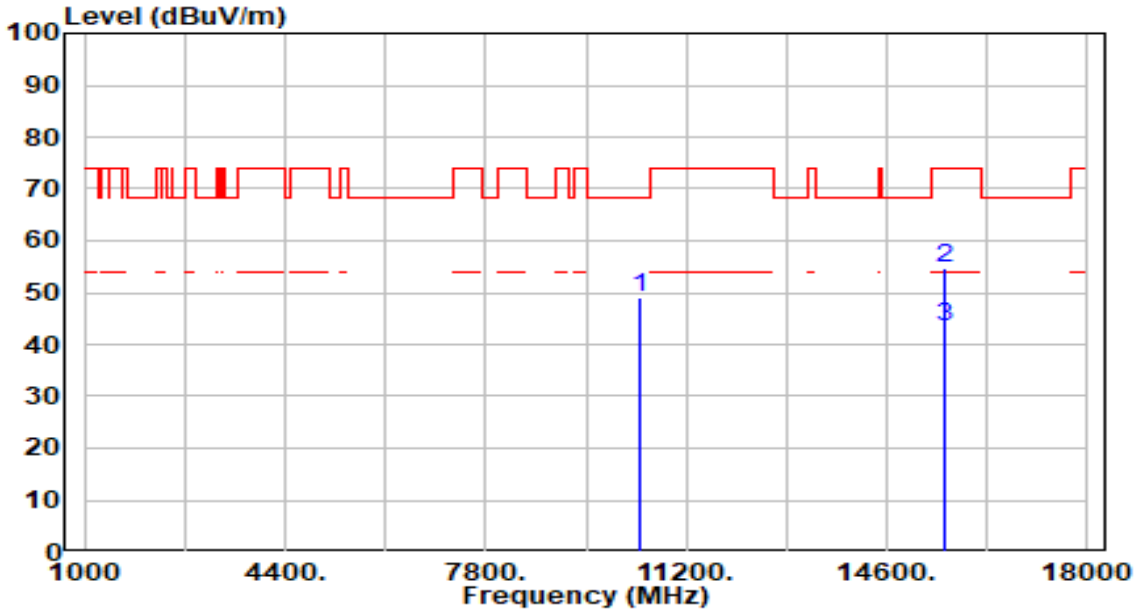

No		Frequency (MHz)	Reading (dBuV)	C.F (dB/m)	Measurement (dBuV/m)	Margin (dB)	Limit (dBuV/m)	Height (cm)	Angle (deg)	Remark (QP/PK/AV)
1	*	10400.000	42.53	6.53	49.06	-19.14	68.20	200	163	Peak
2		15600.000	46.26	8.32	54.58	-19.42	74.00	200	192	Peak
3	*	15600.000	35.20	8.32	43.52	-10.48	54.00	200	192	Average

Note:

1. " *", means this data is the worst emission level.
2. C.F (Correction Factor) = Antenna Factor (dB/m) + Cable Loss (dB) – Preamplifier(dB).
3. Measurement (dBuV/m) = Reading(dBuV) + C.F (Correction Factor).
4. The emission levels of other frequencies are very lower than the limit and not show in test report.

EUT	BE3600 Dual-Band Wi-Fi 7 Gaming Router	Date of Test	2025-04-16
Factor	DRH18-E	Temp. / Humidity	21°C /63%
Polarity	Vertical	Site / Test Engineer	AC2 / Stanley
Test Mode	802.11ax-20MHz_TX_Band1_CH 40_ANT 0+1	Test Voltage	AC 120V/60Hz

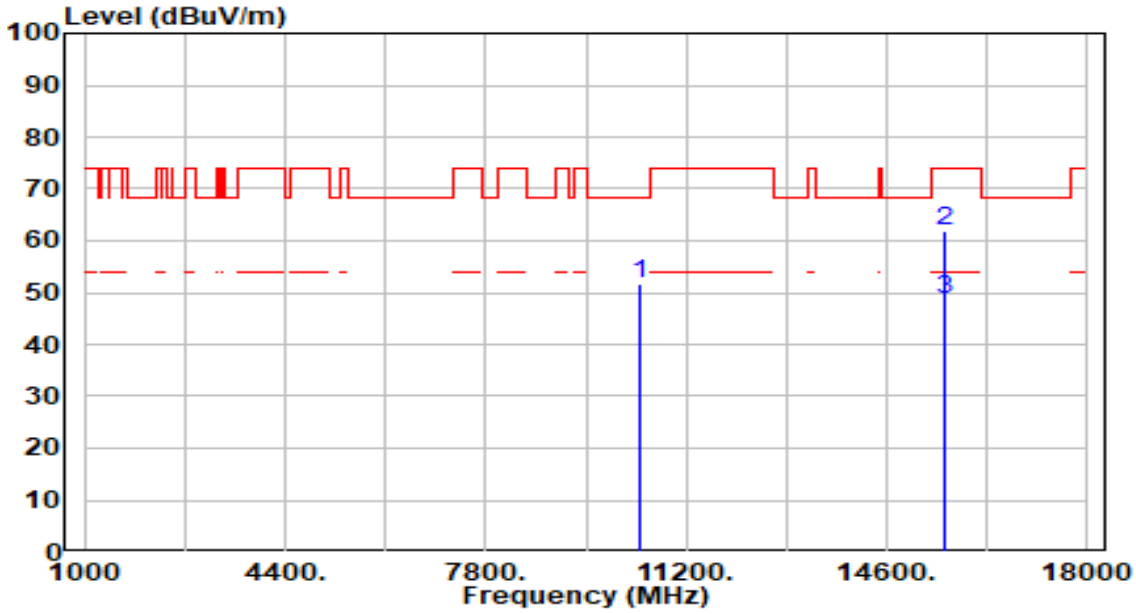

No		Frequency (MHz)	Reading (dBuV)	C.F (dB/m)	Measurement (dBuV/m)	Margin (dB)	Limit (dBuV/m)	Height (cm)	Angle (deg)	Remark (QP/PK/AV)
1		10400.000	45.05	6.53	51.58	-16.62	68.20	200	170	Peak
2	*	15600.000	53.69	8.32	62.01	-11.99	74.00	200	164	Peak
3	*	15600.000	40.20	8.32	48.52	-5.48	54.00	200	164	Average

Note:

1. " *", means this data is the worst emission level.
2. C.F (Correction Factor) = Antenna Factor (dB/m) + Cable Loss (dB) – Preamplifier(dB).
3. Measurement (dBuV/m) = Reading(dBuV) + C.F (Correction Factor).
4. The emission levels of other frequencies are very lower than the limit and not show in test report.

EUT	BE3600 Dual-Band Wi-Fi 7 Gaming Router	Date of Test	2025-04-16
Factor	DRH18-E	Temp. / Humidity	21°C /63%
Polarity	Horizontal	Site / Test Engineer	AC2 / Stanley
Test Mode	802.11ax-20MHz_TX_Band1_CH 48_ANT 0+1	Test Voltage	AC 120V/60Hz

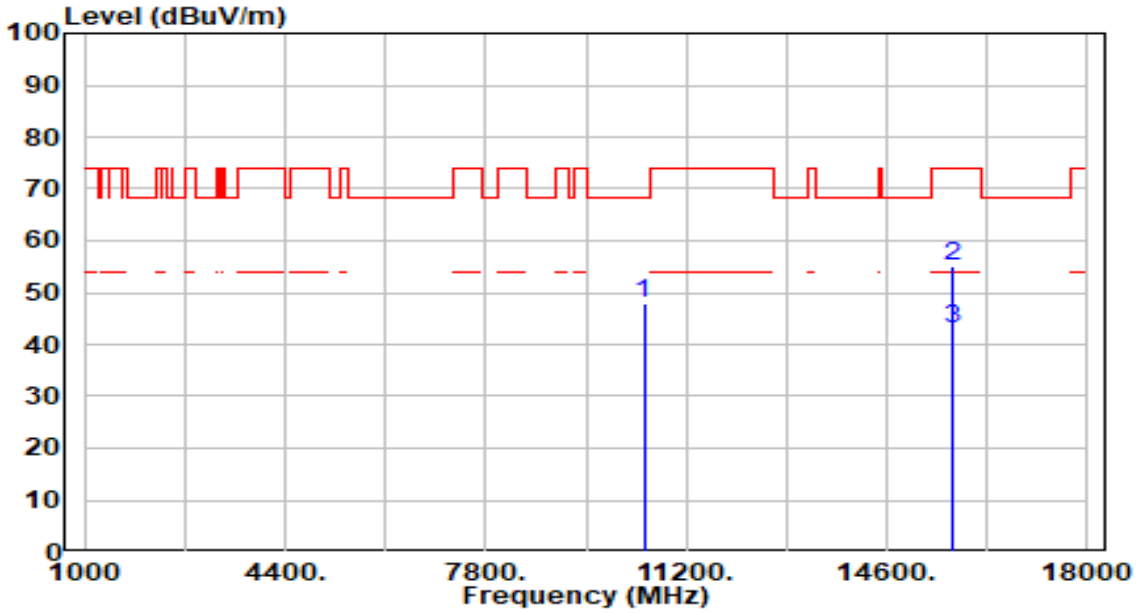

No		Frequency (MHz)	Reading (dBuV)	C.F (dB/m)	Measurement (dBuV/m)	Margin (dB)	Limit (dBuV/m)	Height (cm)	Angle (deg)	Remark (QP/PK/AV)
1		10480.000	41.54	6.45	47.98	-20.22	68.20	200	203	Peak
2	*	15720.000	46.51	8.62	55.13	-18.87	74.00	200	153	Peak
3	*	15720.000	34.21	8.62	42.83	-11.17	54.00	200	153	Average

Note:

1. " *", means this data is the worst emission level.
2. C.F (Correction Factor) = Antenna Factor (dB/m) + Cable Loss (dB) – Preamplifier(dB).
3. Measurement (dBuV/m) = Reading(dBuV) + C.F (Correction Factor).
4. The emission levels of other frequencies are very lower than the limit and not show in test report.

EUT	BE3600 Dual-Band Wi-Fi 7 Gaming Router	Date of Test	2025-04-17
Factor	DRH18-E	Temp. / Humidity	21°C /63%
Polarity	Vertical	Site / Test Engineer	AC2 / Stanley
Test Mode	802.11ax-20MHz_TX_Band1_CH 40_ANT 0+1	Test Voltage	AC 120V/60Hz

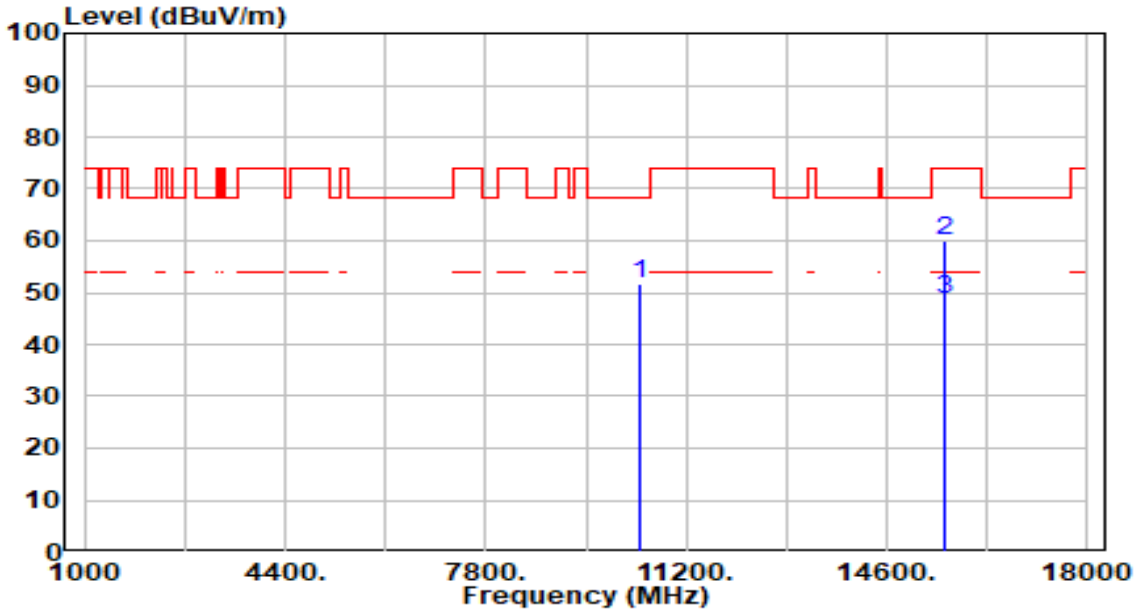

No		Frequency (MHz)	Reading (dBuV)	C.F (dB/m)	Measurement (dBuV/m)	Margin (dB)	Limit (dBuV/m)	Height (cm)	Angle (deg)	Remark (QP/PK/AV)
1		10400.000	45.05	6.53	51.58	-16.62	68.20	200	170	Peak
2	*	15600.000	51.69	8.32	60.01	-13.99	74.00	200	164	Peak
3	*	15600.000	40.20	8.32	48.52	-5.48	54.00	200	164	Average

Note:

1. " *", means this data is the worst emission level.
2. C.F (Correction Factor) = Antenna Factor (dB/m)+ Cable Loss (dB) – Preamplifier(dB).
3. Measurement (dBuV/m) = Reading(dBuV) + C.F (Correction Factor).
4. The emission levels of other frequencies are very lower than the limit and not show in test report.

EUT	BE3600 Dual-Band Wi-Fi 7 Gaming Router	Date of Test	2025-04-16
Factor	DRH18-E	Temp. / Humidity	21°C /63%
Polarity	Horizontal	Site / Test Engineer	AC2 / Stanley
Test Mode	802.11ax-20MHz_TX_Band2_CH 52_ANT 0+1	Test Voltage	AC 120V/60Hz

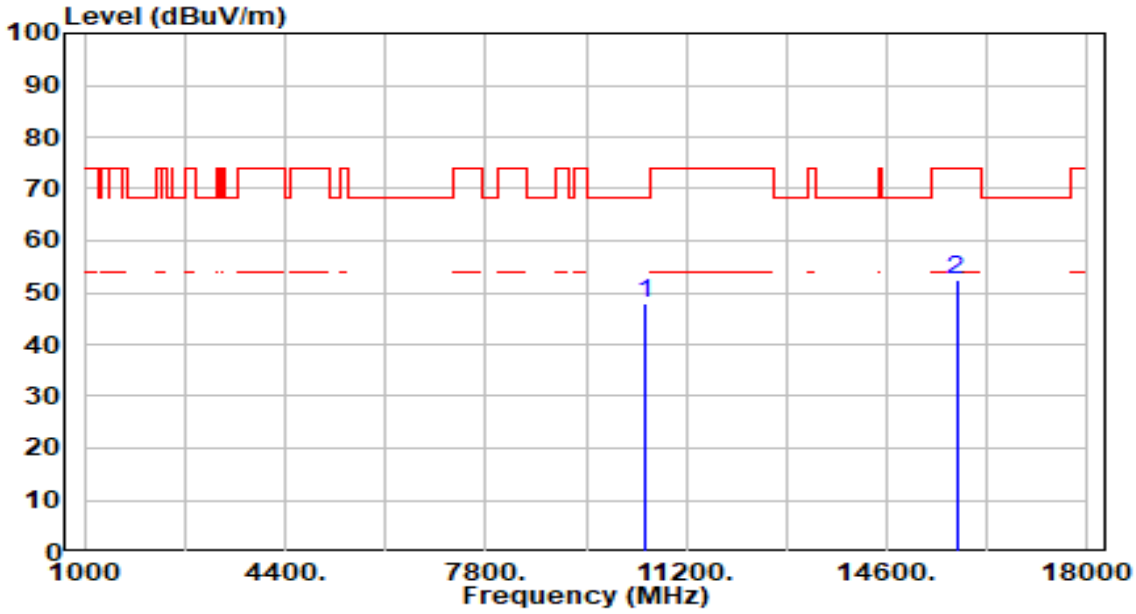

No		Frequency (MHz)	Reading (dBuV)	C.F (dB/m)	Measurement (dBuV/m)	Margin (dB)	Limit (dBuV/m)	Height (cm)	Angle (deg)	Remark (QP/PK/AV)
1	*	10520.000	41.70	6.41	48.11	-20.09	68.20	200	186	Peak
2		15780.000	43.66	8.73	52.39	-21.61	74.00	200	253	Peak

Note:

1. " *", means this data is the worst emission level.
2. C.F (Correction Factor) = Antenna Factor (dB/m)+ Cable Loss (dB) – Preamplifier(dB).
3. Measurement (dBuV/m) = Reading(dBuV) + C.F (Correction Factor).
4. The emission levels of other frequencies are very lower than the limit and not show in test report.

EUT	BE3600 Dual-Band Wi-Fi 7 Gaming Router	Date of Test	2025-04-16
Factor	DRH18-E	Temp. / Humidity	21°C /63%
Polarity	Vertical	Site / Test Engineer	AC2 / Stanley
Test Mode	802.11ax-20MHz_TX_Band2_CH 52_ANT 0+1	Test Voltage	AC 120V/60Hz

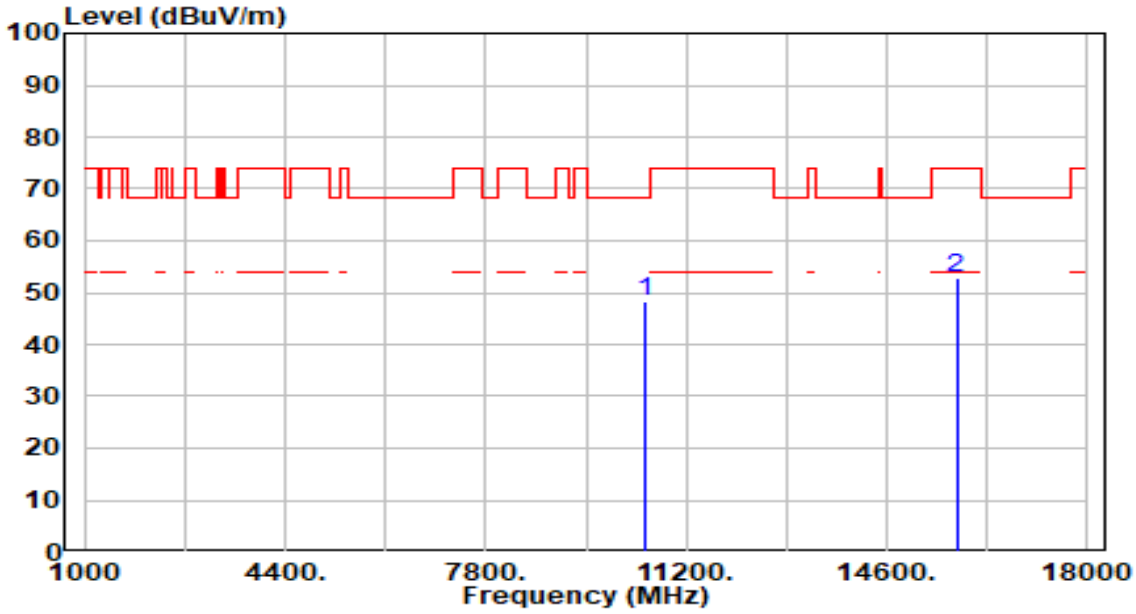

No		Frequency (MHz)	Reading (dBuV)	C.F (dB/m)	Measurement (dBuV/m)	Margin (dB)	Limit (dBuV/m)	Height (cm)	Angle (deg)	Remark (QP/PK/AV)
1	*	10520.000	41.85	6.41	48.26	-19.94	68.20	200	339	Peak
2		15780.000	44.23	8.73	52.95	-21.05	74.00	200	174	Peak

Note:

1. " *", means this data is the worst emission level.
2. C.F (Correction Factor) = Antenna Factor (dB/m)+ Cable Loss (dB) – Preamplifier(dB).
3. Measurement (dBuV/m) = Reading(dBuV) + C.F (Correction Factor).
4. The emission levels of other frequencies are very lower than the limit and not show in test report.

EUT	BE3600 Dual-Band Wi-Fi 7 Gaming Router	Date of Test	2025-04-16
Factor	DRH18-E	Temp. / Humidity	21°C /63%
Polarity	Horizontal	Site / Test Engineer	AC2 / Stanley
Test Mode	802.11ax-20MHz_TX_Band2_CH 60_ANT 0+1	Test Voltage	AC 120V/60Hz

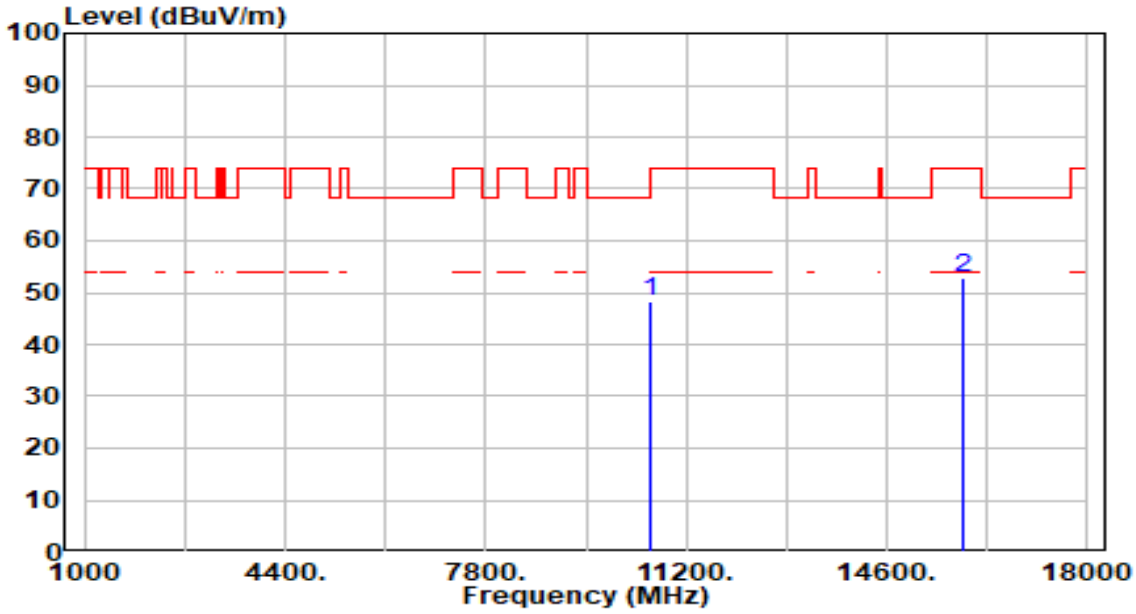

No		Frequency (MHz)	Reading (dBuV)	C.F (dB/m)	Measurement (dBuV/m)	Margin (dB)	Limit (dBuV/m)	Height (cm)	Angle (deg)	Remark (QP/PK/AV)
1	*	10600.000	41.82	6.36	48.18	-20.02	68.20	200	360	Peak
2		15900.000	44.02	8.94	52.96	-21.04	74.00	200	348	Peak

Note:

1. " *", means this data is the worst emission level.
2. C.F (Correction Factor) = Antenna Factor (dB/m)+ Cable Loss (dB) – Preamplifier(dB).
3. Measurement (dBuV/m) = Reading(dBuV) + C.F (Correction Factor).
4. The emission levels of other frequencies are very lower than the limit and not show in test report.

EUT	BE3600 Dual-Band Wi-Fi 7 Gaming Router	Date of Test	2025-04-16
Factor	DRH18-E	Temp. / Humidity	21°C /63%
Polarity	Vertical	Site / Test Engineer	AC2 / Stanley
Test Mode	802.11ax-20MHz_TX_Band2_CH 60_ANT 0+1	Test Voltage	AC 120V/60Hz

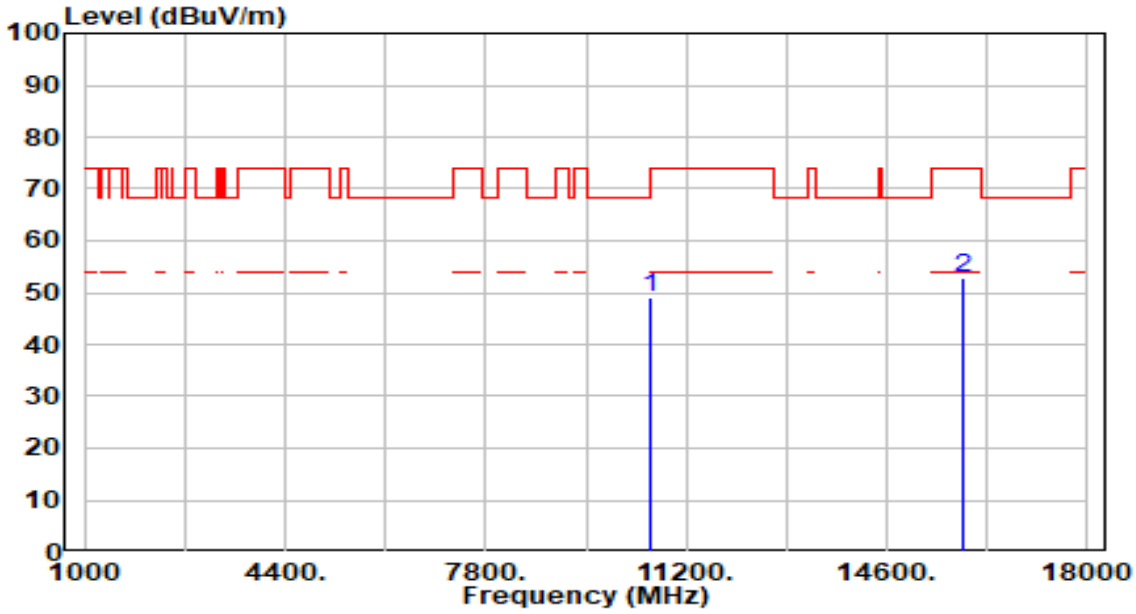

No		Frequency (MHz)	Reading (dBuV)	C.F (dB/m)	Measurement (dBuV/m)	Margin (dB)	Limit (dBuV/m)	Height (cm)	Angle (deg)	Remark (QP/PK/AV)
1	*	10600.000	42.65	6.36	49.00	-19.20	68.20	200	360	Peak
2		15900.000	43.99	8.94	52.93	-21.07	74.00	200	117	Peak

Note:

1. " *", means this data is the worst emission level.
2. C.F (Correction Factor) = Antenna Factor (dB/m)+ Cable Loss (dB) – Preamplifier(dB).
3. Measurement (dBuV/m) = Reading(dBuV) + C.F (Correction Factor).
4. The emission levels of other frequencies are very lower than the limit and not show in test report.

EUT	BE3600 Dual-Band Wi-Fi 7 Gaming Router	Date of Test	2025-04-16
Factor	DRH18-E	Temp. / Humidity	21°C /63%
Polarity	Horizontal	Site / Test Engineer	AC2 / Stanley
Test Mode	802.11ax-20MHz_TX_Band2_CH 64_ANT 0+1	Test Voltage	AC 120V/60Hz

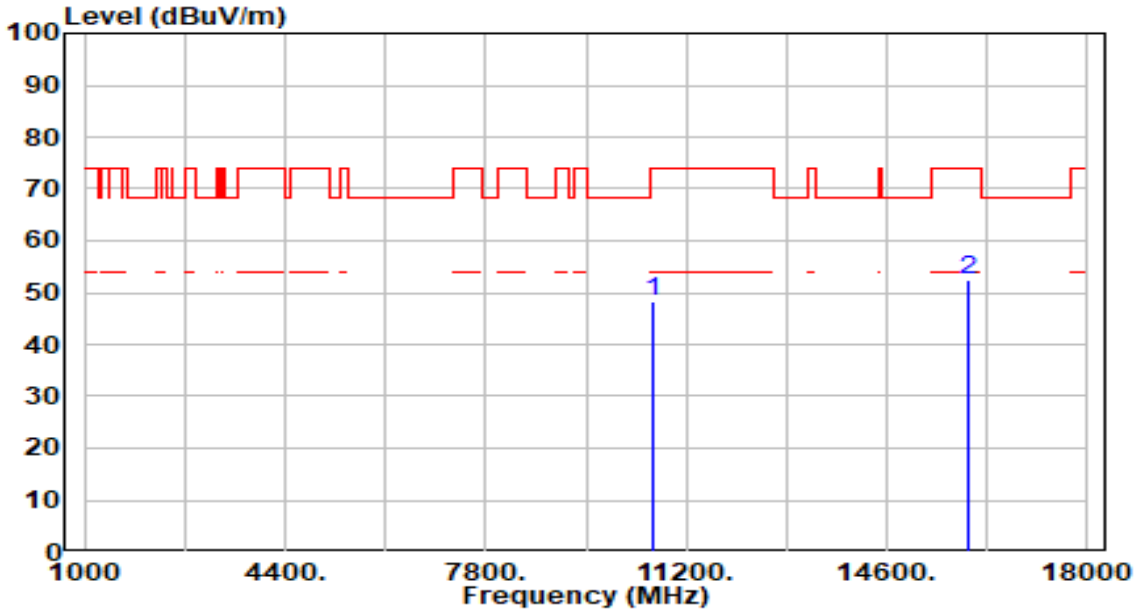

No		Frequency (MHz)	Reading (dBuV)	C.F (dB/m)	Measurement (dBuV/m)	Margin (dB)	Limit (dBuV/m)	Height (cm)	Angle (deg)	Remark (QP/PK/AV)
1		10640.000	42.06	6.40	48.46	-25.54	74.00	200	352	Peak
2	*	15960.000	43.66	8.95	52.60	-21.40	74.00	200	52	Peak

Note:

1. " *", means this data is the worst emission level.
2. C.F (Correction Factor) = Antenna Factor (dB/m)+ Cable Loss (dB) – Preamplifier(dB).
3. Measurement (dBuV/m) = Reading(dBuV) + C.F (Correction Factor).
4. The emission levels of other frequencies are very lower than the limit and not show in test report.

EUT	BE3600 Dual-Band Wi-Fi 7 Gaming Router	Date of Test	2025-04-16
Factor	DRH18-E	Temp. / Humidity	21°C /63%
Polarity	Vertical	Site / Test Engineer	AC2 / Stanley
Test Mode	802.11ax-20MHz_TX_Band2_CH 64_ANT 0+1	Test Voltage	AC 120V/60Hz

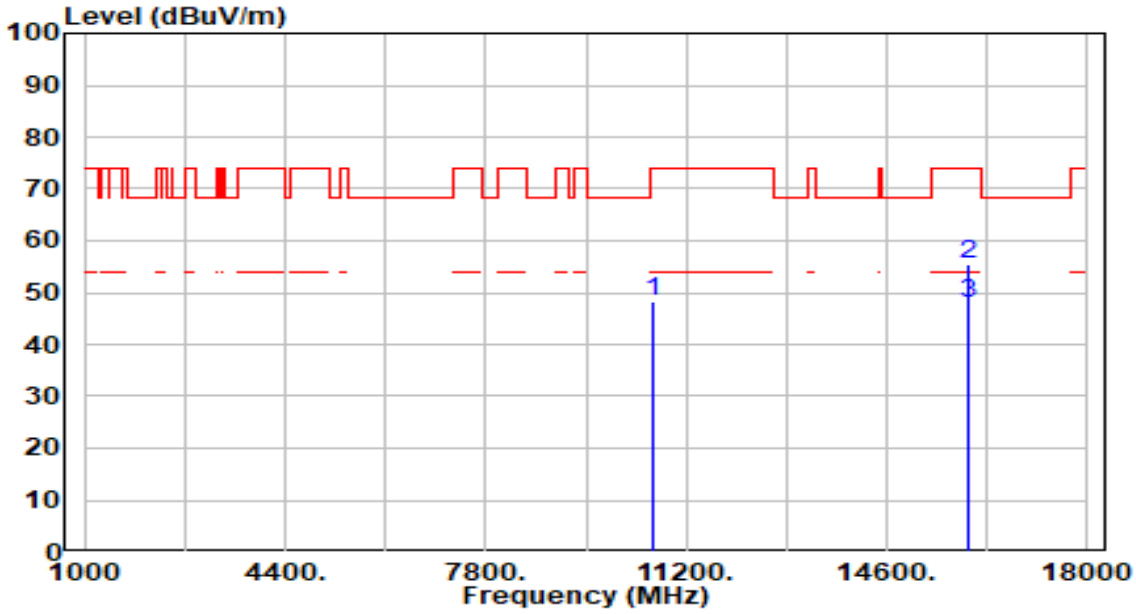

No		Frequency (MHz)	Reading (dBuV)	C.F (dB/m)	Measurement (dBuV/m)	Margin (dB)	Limit (dBuV/m)	Height (cm)	Angle (deg)	Remark (QP/PK/AV)
1		10640.000	41.91	6.40	48.31	-25.69	74.00	200	99	Peak
2	*	15960.000	46.54	8.95	55.48	-18.52	74.00	200	160	Peak
3	*	15960.000	39.04	8.95	47.98	-6.02	54.00	200	160	Average

Note:

1. " *", means this data is the worst emission level.
2. C.F (Correction Factor) = Antenna Factor (dB/m) + Cable Loss (dB) – Preamplifier(dB).
3. Measurement (dBuV/m) = Reading(dBuV) + C.F (Correction Factor).
4. The emission levels of other frequencies are very lower than the limit and not show in test report.

EUT	BE3600 Dual-Band Wi-Fi 7 Gaming Router	Date of Test	2025-04-16
Factor	DRH18-E	Temp. / Humidity	21°C /63%
Polarity	Horizontal	Site / Test Engineer	AC2 / Stanley
Test Mode	802.11ax-20MHz_TX_Band3_CH 100_ANT 0+1	Test Voltage	AC 120V/60Hz

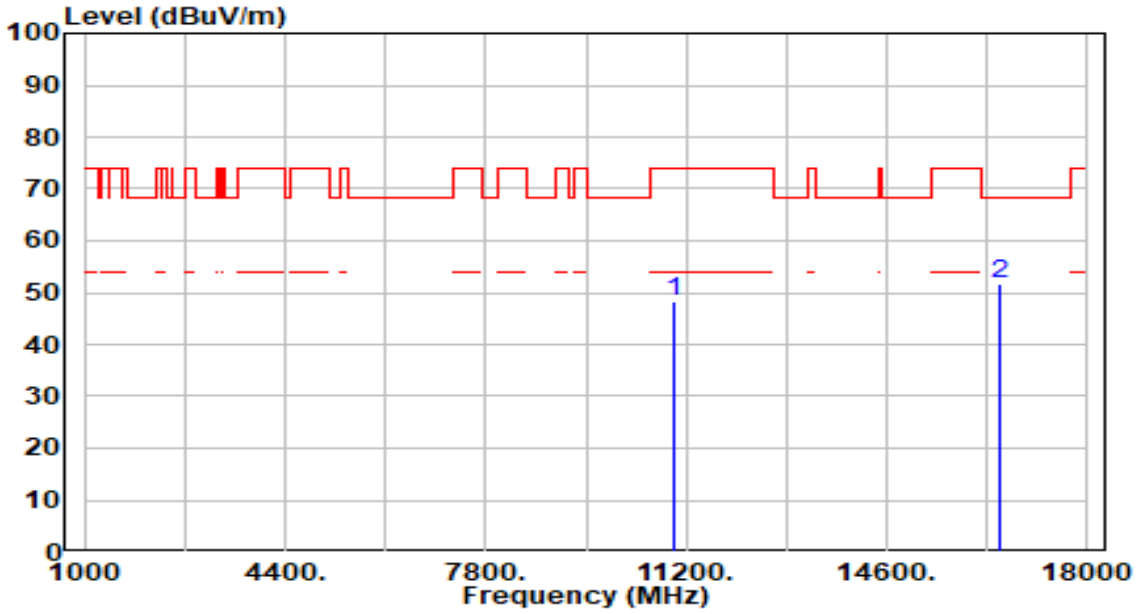

No		Frequency (MHz)	Reading (dBuV)	C.F (dB/m)	Measurement (dBuV/m)	Margin (dB)	Limit (dBuV/m)	Height (cm)	Angle (deg)	Remark (QP/PK/AV)
1		11000.000	41.85	6.27	48.12	-25.88	74.00	200	345	Peak
2	*	16500.000	43.30	8.33	51.63	-16.57	68.20	200	257	Peak

Note:

1. " *", means this data is the worst emission level.
2. C.F (Correction Factor) = Antenna Factor (dB/m)+ Cable Loss (dB) – Preamplifier(dB).
3. Measurement (dBuV/m) = Reading(dBuV) + C.F (Correction Factor).
4. The emission levels of other frequencies are very lower than the limit and not show in test report.

EUT	BE3600 Dual-Band Wi-Fi 7 Gaming Router	Date of Test	2025-04-16
Factor	DRH18-E	Temp. / Humidity	21°C /63%
Polarity	Vertical	Site / Test Engineer	AC2 / Stanley
Test Mode	802.11ax-20MHz_TX_Band3_CH 100_ANT 0+1	Test Voltage	AC 120V/60Hz

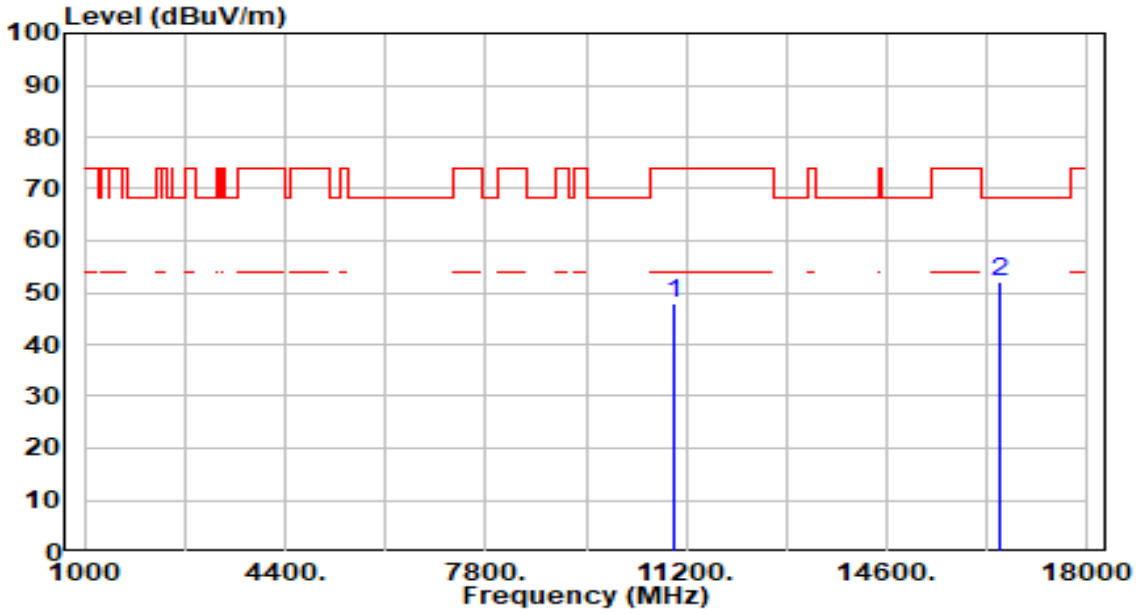

No		Frequency (MHz)	Reading (dBuV)	C.F (dB/m)	Measurement (dBuV/m)	Margin (dB)	Limit (dBuV/m)	Height (cm)	Angle (deg)	Remark (QP/PK/AV)
1		11000.000	41.51	6.27	47.78	-26.22	74.00	200	164	Peak
2	*	16500.000	43.76	8.33	52.09	-16.11	68.20	200	167	Peak

Note:

1. " *", means this data is the worst emission level.
2. C.F (Correction Factor) = Antenna Factor (dB/m)+ Cable Loss (dB) – Preamplifier(dB).
3. Measurement (dBuV/m) = Reading(dBuV) + C.F (Correction Factor).
4. The emission levels of other frequencies are very lower than the limit and not show in test report.

EUT	BE3600 Dual-Band Wi-Fi 7 Gaming Router	Date of Test	2025-04-16
Factor	DRH18-E	Temp. / Humidity	21°C /63%
Polarity	Horizontal	Site / Test Engineer	AC2 / Stanley
Test Mode	802.11ax-20MHz_TX_Band3_CH 116_ANT 0+1	Test Voltage	AC 120V/60Hz

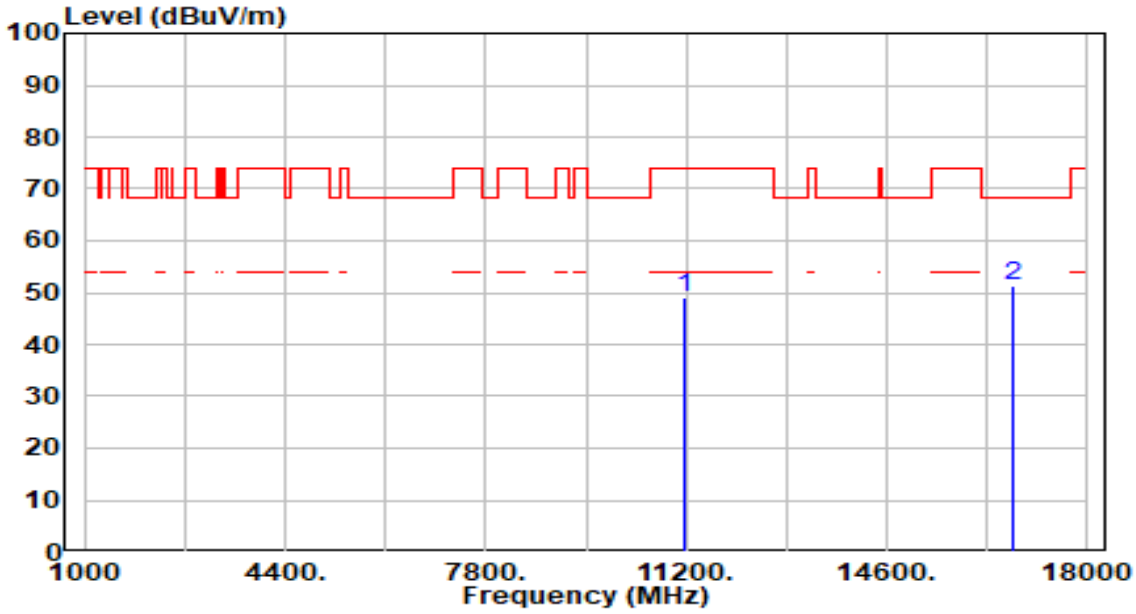

No		Frequency (MHz)	Reading (dBuV)	C.F (dB/m)	Measurement (dBuV/m)	Margin (dB)	Limit (dBuV/m)	Height (cm)	Angle (deg)	Remark (QP/PK/AV)
1		11160.000	42.43	6.76	49.18	-24.82	74.00	200	356	Peak
2	*	16740.000	43.05	8.26	51.31	-16.89	68.20	200	246	Peak

Note:

1. " *", means this data is the worst emission level.
2. C.F (Correction Factor) = Antenna Factor (dB/m)+ Cable Loss (dB) – Preamplifier(dB).
3. Measurement (dBuV/m) = Reading(dBuV) + C.F (Correction Factor).
4. The emission levels of other frequencies are very lower than the limit and not show in test report.

EUT	BE3600 Dual-Band Wi-Fi 7 Gaming Router	Date of Test	2025-04-16
Factor	DRH18-E	Temp. / Humidity	21°C /63%
Polarity	Vertical	Site / Test Engineer	AC2 / Stanley
Test Mode	802.11ax-20MHz_TX_Band3_CH 116_ANT 0+1	Test Voltage	AC 120V/60Hz

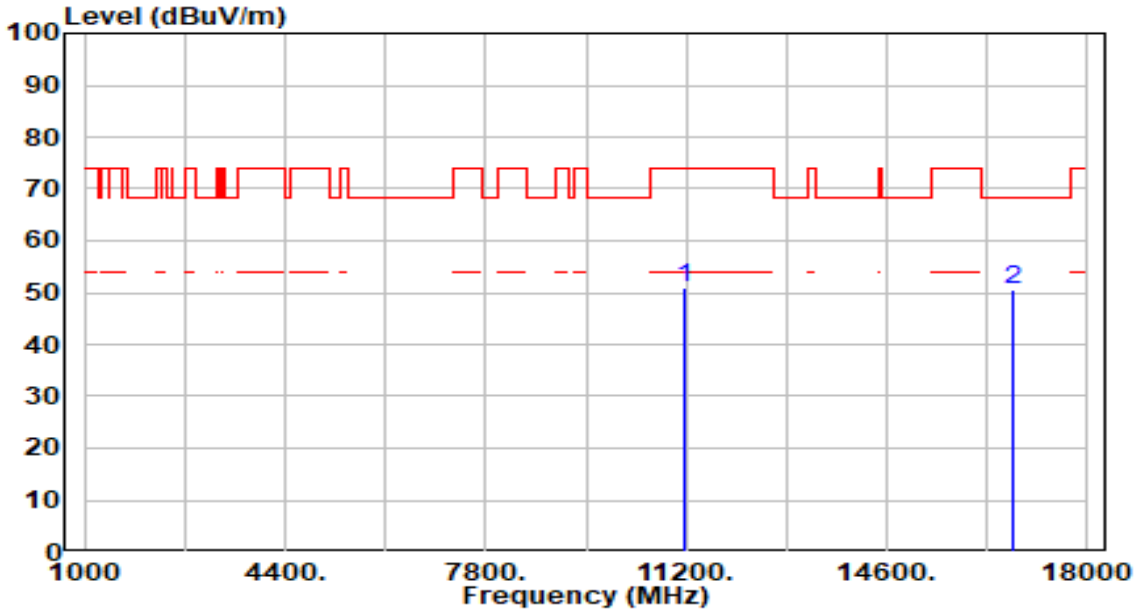

No		Frequency (MHz)	Reading (dBuV)	C.F (dB/m)	Measurement (dBuV/m)	Margin (dB)	Limit (dBuV/m)	Height (cm)	Angle (deg)	Remark (QP/PK/AV)
1		11160.000	44.09	6.76	50.85	-23.15	74.00	200	0	Peak
2	*	16740.000	42.48	8.26	50.74	-17.46	68.20	200	331	Peak

Note:

1. " *", means this data is the worst emission level.
2. C.F (Correction Factor) = Antenna Factor (dB/m)+ Cable Loss (dB) – Preamplifier(dB).
3. Measurement (dBuV/m) = Reading(dBuV) + C.F (Correction Factor).
4. The emission levels of other frequencies are very lower than the limit and not show in test report.

EUT	BE3600 Dual-Band Wi-Fi 7 Gaming Router	Date of Test	2025-04-16
Factor	DRH18-E	Temp. / Humidity	21°C /63%
Polarity	Horizontal	Site / Test Engineer	AC2 / Stanley
Test Mode	802.11ax-20MHz_TX_Band3_CH 140_ANT 0+1	Test Voltage	AC 120V/60Hz

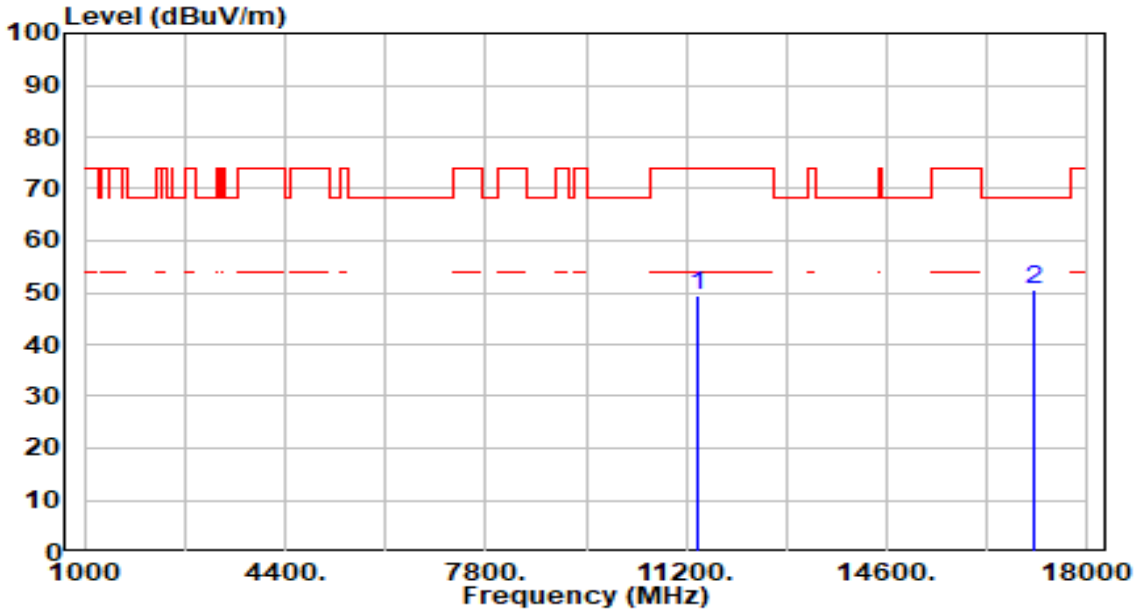

No		Frequency (MHz)	Reading (dBuV)	C.F (dB/m)	Measurement (dBuV/m)	Margin (dB)	Limit (dBuV/m)	Height (cm)	Angle (deg)	Remark (QP/PK/AV)
1		11400.000	42.23	7.14	49.37	-24.63	74.00	200	302	Peak
2	*	17100.000	42.74	7.77	50.51	-17.69	68.20	200	113	Peak

Note:

1. " *", means this data is the worst emission level.
2. C.F (Correction Factor) = Antenna Factor (dB/m)+ Cable Loss (dB) – Preamplifier(dB).
3. Measurement (dBuV/m) = Reading(dBuV) + C.F (Correction Factor).
4. The emission levels of other frequencies are very lower than the limit and not show in test report.

EUT	BE3600 Dual-Band Wi-Fi 7 Gaming Router	Date of Test	2025-04-16
Factor	DRH18-E	Temp. / Humidity	21°C /63%
Polarity	Vertical	Site / Test Engineer	AC2 / Stanley
Test Mode	802.11ax-20MHz_TX_Band3_CH 140_ANT 0+1	Test Voltage	AC 120V/60Hz

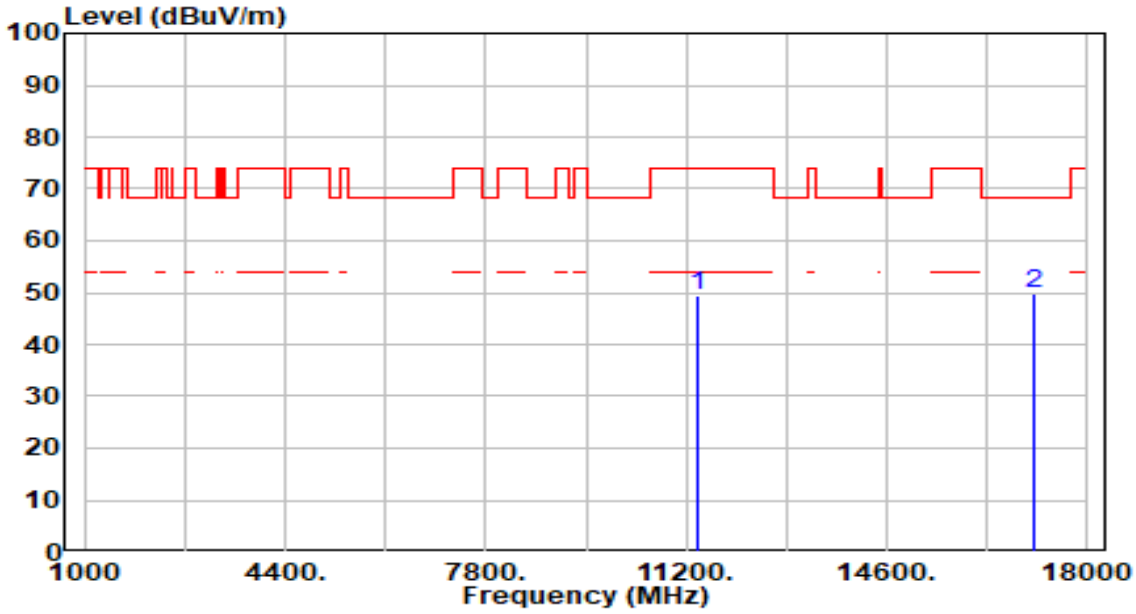

No		Frequency (MHz)	Reading (dBuV)	C.F (dB/m)	Measurement (dBuV/m)	Margin (dB)	Limit (dBuV/m)	Height (cm)	Angle (deg)	Remark (QP/PK/AV)
1		11400.000	42.13	7.14	49.26	-24.74	74.00	200	125	Peak
2	*	17100.000	42.05	7.77	49.82	-18.38	68.20	200	0	Peak

Note:

1. " *", means this data is the worst emission level.
2. C.F (Correction Factor) = Antenna Factor (dB/m)+ Cable Loss (dB) – Preamplifier(dB).
3. Measurement (dBuV/m) = Reading(dBuV) + C.F (Correction Factor).
4. The emission levels of other frequencies are very lower than the limit and not show in test report.

EUT	BE3600 Dual-Band Wi-Fi 7 Gaming Router	Date of Test	2025-04-16
Factor	DRH18-E	Temp. / Humidity	21°C /63%
Polarity	Horizontal	Site / Test Engineer	AC2 / Stanley
Test Mode	802.11ax-20MHz_TX_Band3_CH 144_ANT 0+1	Test Voltage	AC 120V/60Hz

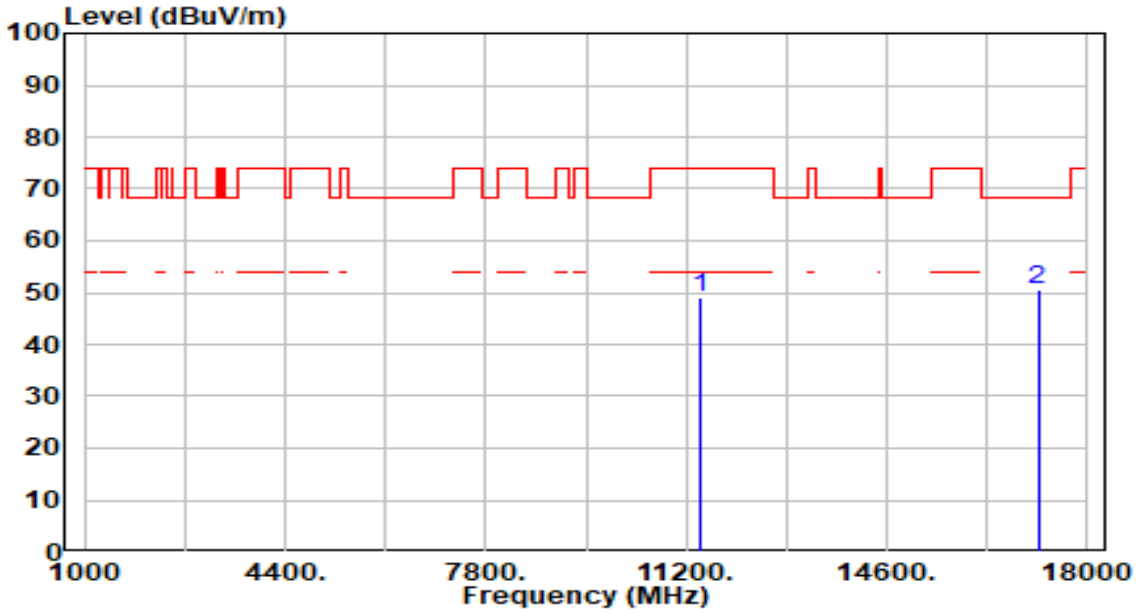

No		Frequency (MHz)	Reading (dBuV)	C.F (dB/m)	Measurement (dBuV/m)	Margin (dB)	Limit (dBuV/m)	Height (cm)	Angle (deg)	Remark (QP/PK/AV)
1		11440.000	42.05	7.15	49.20	-24.80	74.00	200	236	Peak
2	*	17160.000	42.97	7.64	50.61	-17.59	68.20	200	352	Peak

Note:

1. " *", means this data is the worst emission level.
2. C.F (Correction Factor) = Antenna Factor (dB/m)+ Cable Loss (dB) – Preamplifier(dB).
3. Measurement (dBuV/m) = Reading(dBuV) + C.F (Correction Factor).
4. The emission levels of other frequencies are very lower than the limit and not show in test report.

EUT	BE3600 Dual-Band Wi-Fi 7 Gaming Router	Date of Test	2025-04-16
Factor	DRH18-E	Temp. / Humidity	21°C /63%
Polarity	Vertical	Site / Test Engineer	AC2 / Stanley
Test Mode	802.11ax-20MHz_TX_Band3_CH 144_ANT 0+1	Test Voltage	AC 120V/60Hz

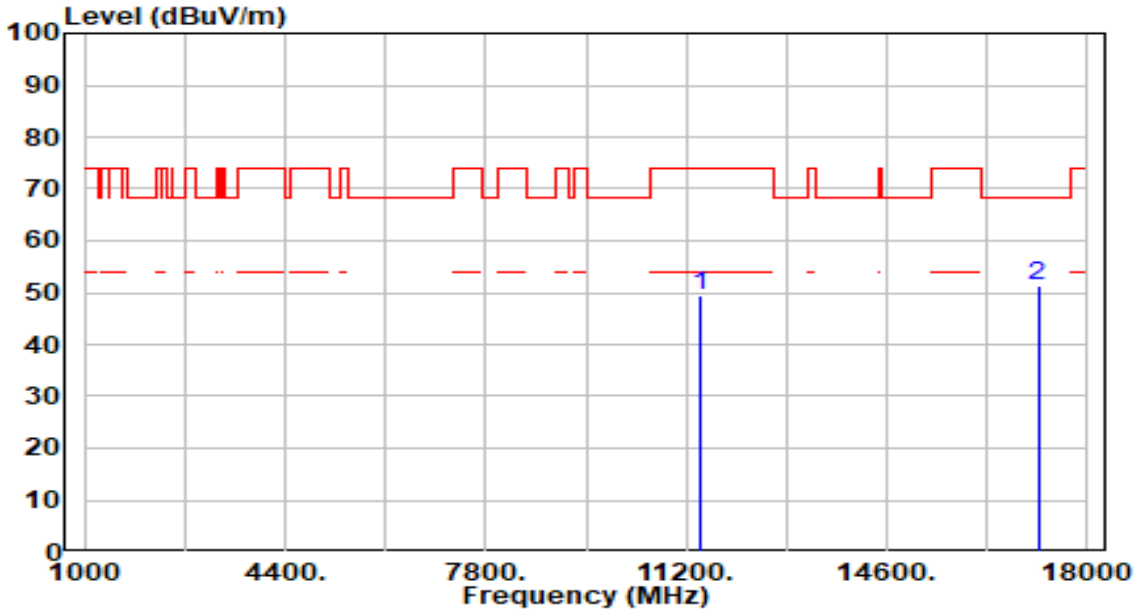

No		Frequency (MHz)	Reading (dBuV)	C.F (dB/m)	Measurement (dBuV/m)	Margin (dB)	Limit (dBuV/m)	Height (cm)	Angle (deg)	Remark (QP/PK/AV)
1		11440.000	42.39	7.15	49.54	-24.46	74.00	200	352	Peak
2	*	17160.000	43.82	7.64	51.46	-16.74	68.20	200	46	Peak

Note:

1. " *", means this data is the worst emission level.
2. C.F (Correction Factor) = Antenna Factor (dB/m)+ Cable Loss (dB) – Preamplifier(dB).
3. Measurement (dBuV/m) = Reading(dBuV) + C.F (Correction Factor).
4. The emission levels of other frequencies are very lower than the limit and not show in test report.

EUT	BE3600 Dual-Band Wi-Fi 7 Gaming Router	Date of Test	2025-04-16
Factor	DRH18-E	Temp. / Humidity	21°C /63%
Polarity	Horizontal	Site / Test Engineer	AC2 / Stanley
Test Mode	802.11ax-20MHz_TX_Band4_CH 149_ANT 0+1	Test Voltage	AC 120V/60Hz

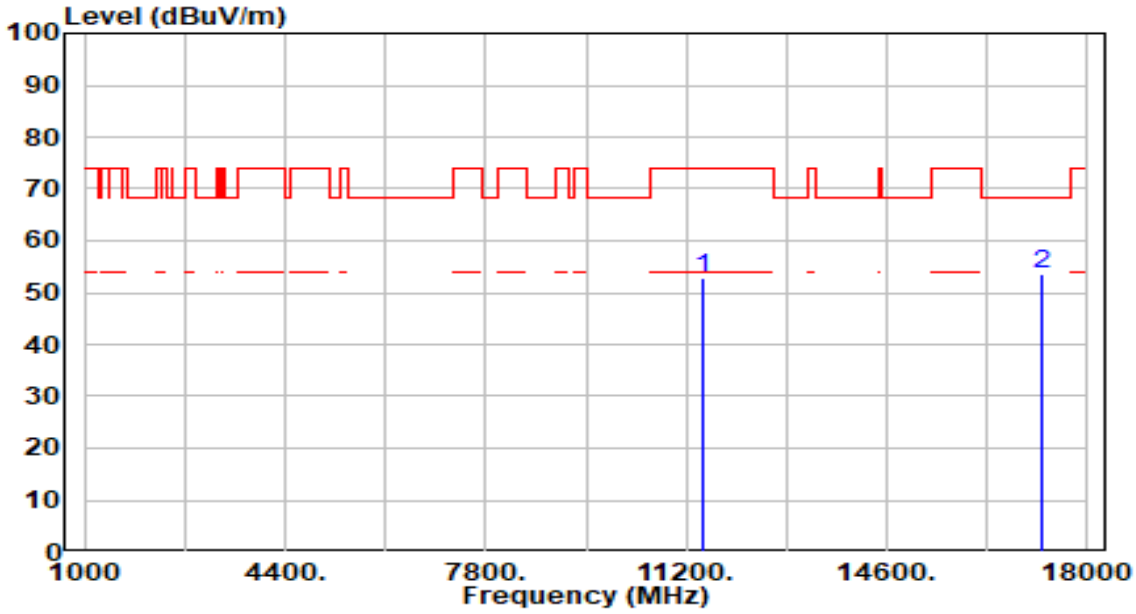

No		Frequency (MHz)	Reading (dBuV)	C.F (dB/m)	Measurement (dBuV/m)	Margin (dB)	Limit (dBuV/m)	Height (cm)	Angle (deg)	Remark (QP/PK/AV)
1		11490.000	45.73	7.17	52.91	-21.09	74.00	200	70	Peak
2	*	17235.000	45.89	7.51	53.40	-14.80	68.20	200	17	Peak

Note:

1. " *", means this data is the worst emission level.
2. C.F (Correction Factor) = Antenna Factor (dB/m)+ Cable Loss (dB) – Preamplifier(dB).
3. Measurement (dBuV/m) = Reading(dBuV) + C.F (Correction Factor).
4. The emission levels of other frequencies are very lower than the limit and not show in test report.

EUT	BE3600 Dual-Band Wi-Fi 7 Gaming Router	Date of Test	2025-04-16
Factor	DRH18-E	Temp. / Humidity	21°C /63%
Polarity	Vertical	Site / Test Engineer	AC2 / Stanley
Test Mode	802.11ax-20MHz_TX_Band4_CH 149_ANT 0+1	Test Voltage	AC 120V/60Hz

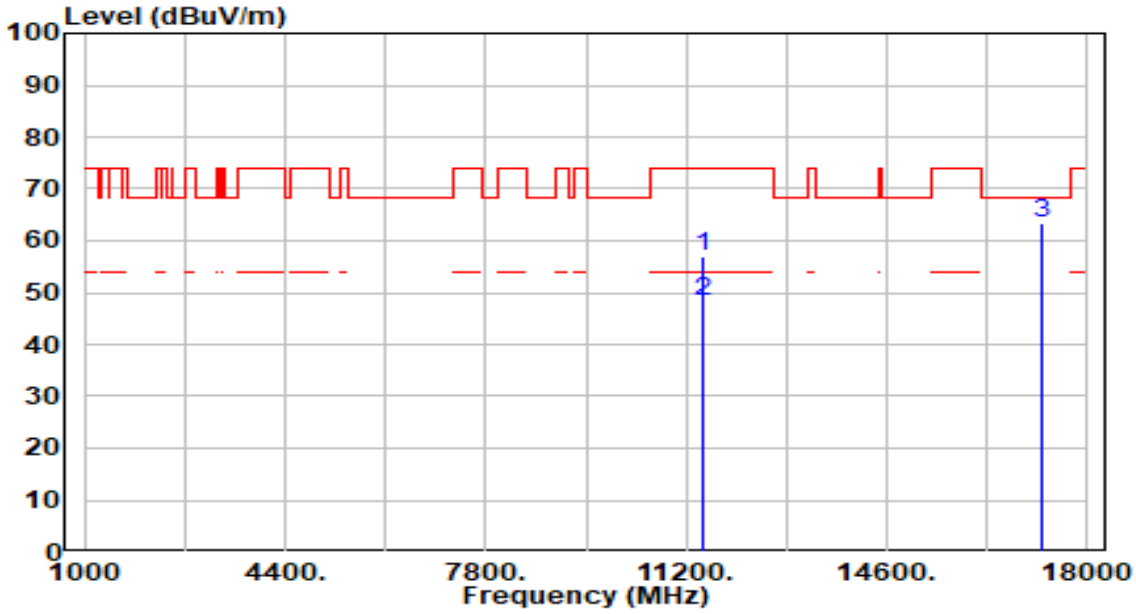

No		Frequency (MHz)	Reading (dBuV)	C.F (dB/m)	Measurement (dBuV/m)	Margin (dB)	Limit (dBuV/m)	Height (cm)	Angle (deg)	Remark (QP/PK/AV)
1		11490.000	49.88	7.17	57.05	-16.95	74.00	200	139	Peak
2	*	11490.000	41.18	7.17	48.35	-5.65	54.00	200	139	Average
3	*	17235.000	55.95	7.51	63.46	-4.74	68.20	200	168	Peak

Note:

1. " *", means this data is the worst emission level.
2. C.F (Correction Factor) = Antenna Factor (dB/m) + Cable Loss (dB) – Preamplifier(dB).
3. Measurement (dBuV/m) = Reading(dBuV) + C.F (Correction Factor).
4. The emission levels of other frequencies are very lower than the limit and not show in test report.

EUT	BE3600 Dual-Band Wi-Fi 7 Gaming Router	Date of Test	2025-04-16
Factor	DRH18-E	Temp. / Humidity	21°C /63%
Polarity	Horizontal	Site / Test Engineer	AC2 / Stanley
Test Mode	802.11ax-20MHz_TX_Band4_CH 157_ANT 0+1	Test Voltage	AC 120V/60Hz

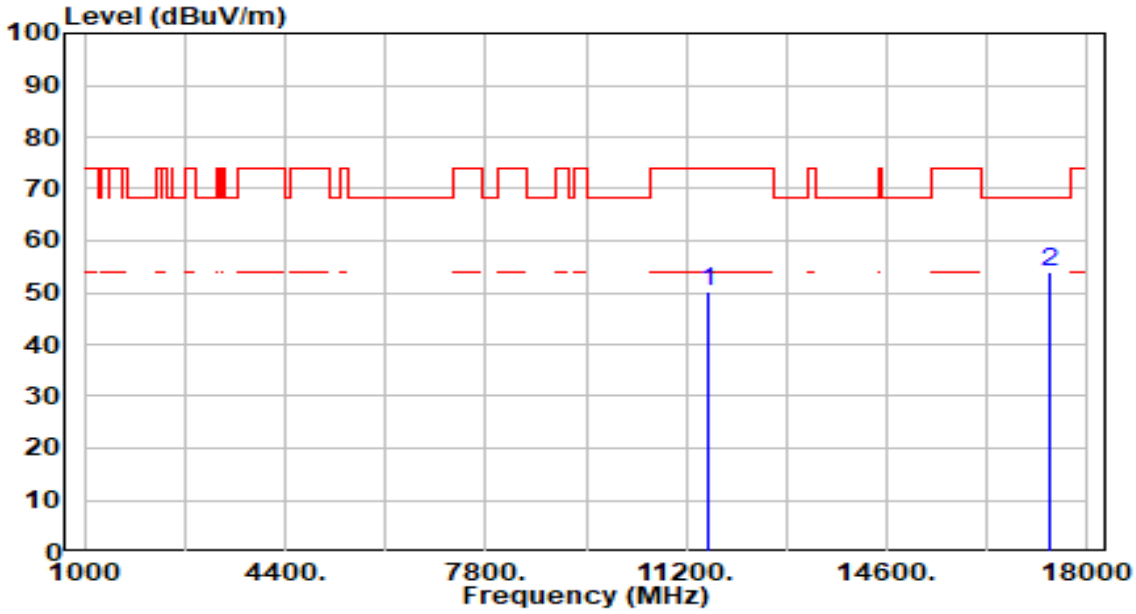

No		Frequency (MHz)	Reading (dBuV)	C.F (dB/m)	Measurement (dBuV/m)	Margin (dB)	Limit (dBuV/m)	Height (cm)	Angle (deg)	Remark (QP/PK/AV)
1		11570.000	43.06	7.25	50.31	-23.69	74.00	200	69	Peak
2	*	17355.000	46.53	7.27	53.81	-14.39	68.20	200	353	Peak

Note:

1. " *", means this data is the worst emission level.
2. C.F (Correction Factor) = Antenna Factor (dB/m)+ Cable Loss (dB) – Preamplifier(dB).
3. Measurement (dBuV/m) = Reading(dBuV) + C.F (Correction Factor).
4. The emission levels of other frequencies are very lower than the limit and not show in test report.

EUT	BE3600 Dual-Band Wi-Fi 7 Gaming Router	Date of Test	2025-04-16
Factor	DRH18-E	Temp. / Humidity	21°C /63%
Polarity	Vertical	Site / Test Engineer	AC2 / Stanley
Test Mode	802.11ax-20MHz_TX_Band4_CH 157_ANT 0+1	Test Voltage	AC 120V/60Hz

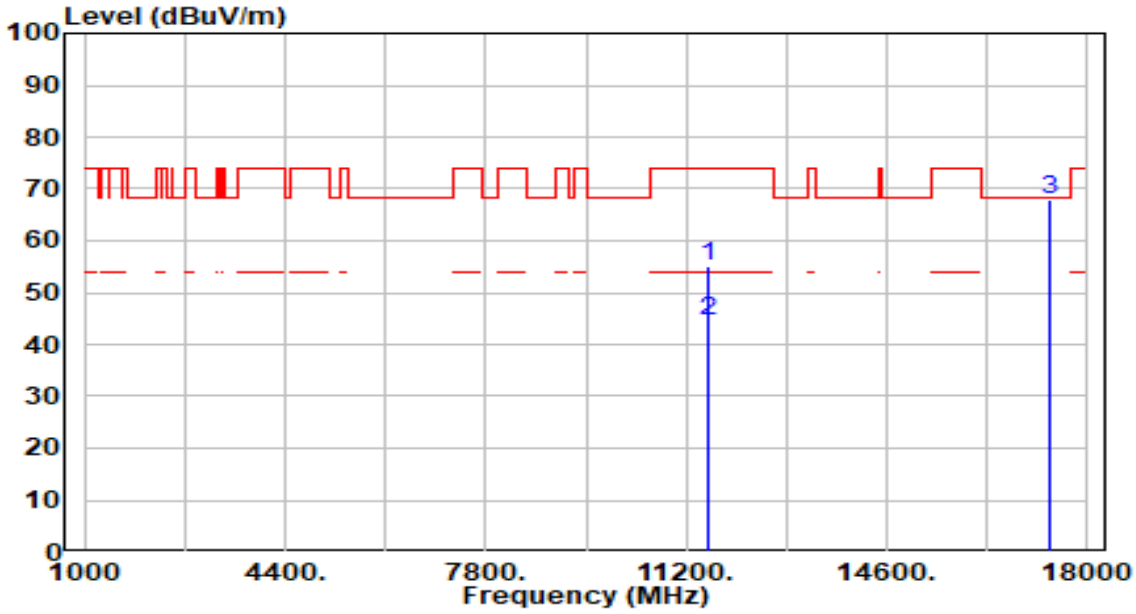

No		Frequency (MHz)	Reading (dBuV)	C.F (dB/m)	Measurement (dBuV/m)	Margin (dB)	Limit (dBuV/m)	Height (cm)	Angle (deg)	Remark (QP/PK/AV)
1		11570.000	47.77	7.25	55.01	-18.99	74.00	201	138	Peak
2	*	11570.000	37.27	7.25	44.51	-9.49	54.00	201	138	Average
3	*	17355.000	60.71	7.27	67.98	-0.22	68.20	201	176	Peak

Note:

1. " *", means this data is the worst emission level.
2. C.F (Correction Factor) = Antenna Factor (dB/m) + Cable Loss (dB) – Preamplifier(dB).
3. Measurement (dBuV/m) = Reading(dBuV) + C.F (Correction Factor).
4. The emission levels of other frequencies are very lower than the limit and not show in test report.

EUT	BE3600 Dual-Band Wi-Fi 7 Gaming Router	Date of Test	2025-04-16
Factor	DRH18-E	Temp. / Humidity	21°C /63%
Polarity	Horizontal	Site / Test Engineer	AC2 / Stanley
Test Mode	802.11ax-20MHz_TX_Band4_CH 165_ANT 0+1	Test Voltage	AC 120V/60Hz

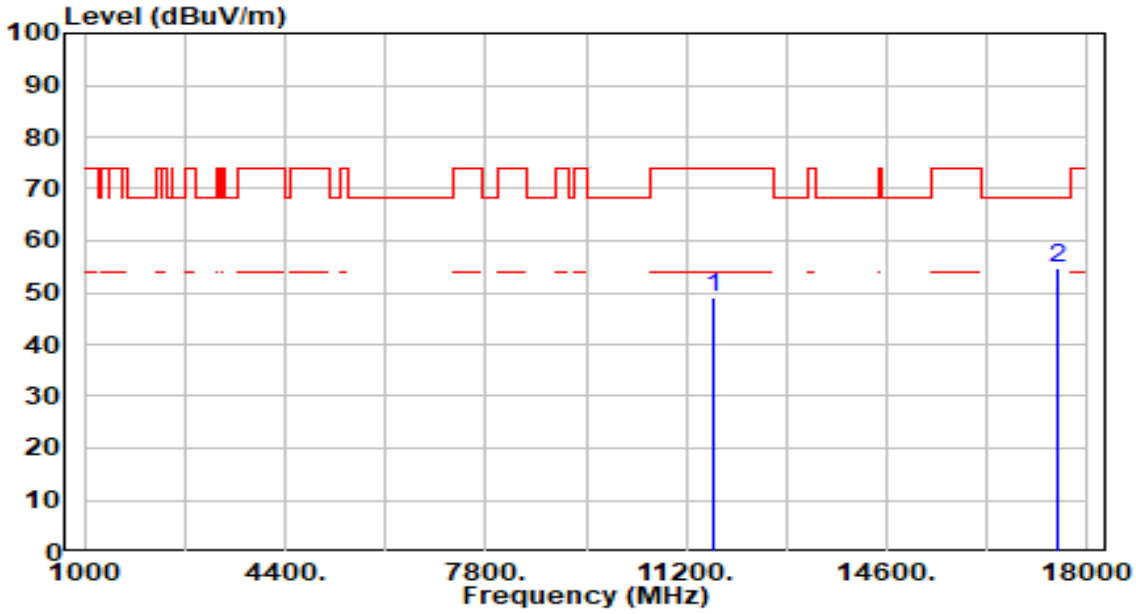

No		Frequency (MHz)	Reading (dBuV)	C.F (dB/m)	Measurement (dBuV/m)	Margin (dB)	Limit (dBuV/m)	Height (cm)	Angle (deg)	Remark (QP/PK/AV)
1		11650.000	41.90	7.27	49.17	-24.83	74.00	200	49	Peak
2	*	17475.000	47.20	7.33	54.53	-13.67	68.20	200	35	Peak

Note:

1. " *", means this data is the worst emission level.
2. C.F (Correction Factor) = Antenna Factor (dB/m)+ Cable Loss (dB) – Preamplifier(dB).
3. Measurement (dBuV/m) = Reading(dBuV) + C.F (Correction Factor).
4. The emission levels of other frequencies are very lower than the limit and not show in test report.

EUT	BE3600 Dual-Band Wi-Fi 7 Gaming Router	Date of Test	2025-04-16
Factor	DRH18-E	Temp. / Humidity	21°C /63%
Polarity	Vertical	Site / Test Engineer	AC2 / Stanley
Test Mode	802.11ax-20MHz_TX_Band4_CH 165_ANT 0+1	Test Voltage	AC 120V/60Hz

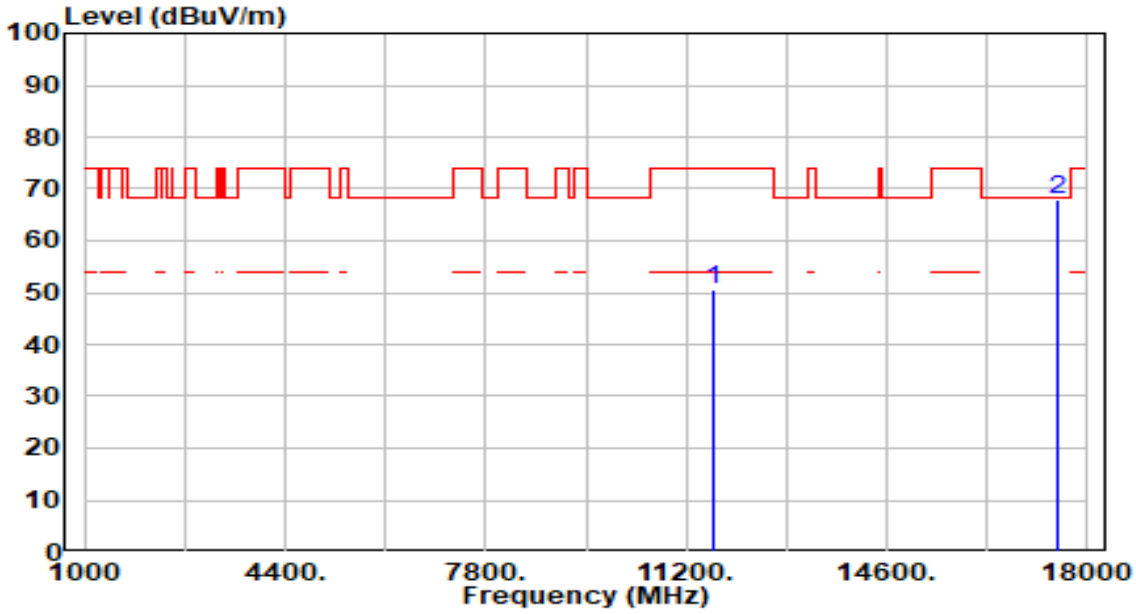

No		Frequency (MHz)	Reading (dBuV)	C.F (dB/m)	Measurement (dBuV/m)	Margin (dB)	Limit (dBuV/m)	Height (cm)	Angle (deg)	Remark (QP/PK/AV)
1		11650.000	43.42	7.27	50.68	-23.32	74.00	200	67	Peak
2	*	17475.000	60.65	7.33	67.98	-0.22	68.20	203	167	Peak

Note:

1. " *", means this data is the worst emission level.
2. C.F (Correction Factor) = Antenna Factor (dB/m)+ Cable Loss (dB) – Preamplifier(dB).
3. Measurement (dBuV/m) = Reading(dBuV) + C.F (Correction Factor).
4. The emission levels of other frequencies are very lower than the limit and not show in test report.

EUT	BE3600 Dual-Band Wi-Fi 7 Gaming Router	Date of Test	2025-04-16
Factor	DRH18-E	Temp. / Humidity	21°C /63%
Polarity	Horizontal	Site / Test Engineer	AC2 / Stanley
Test Mode	802.11ax-40MHz_TX_Band1_CH 38_ANT 0+1	Test Voltage	AC 120V/60Hz

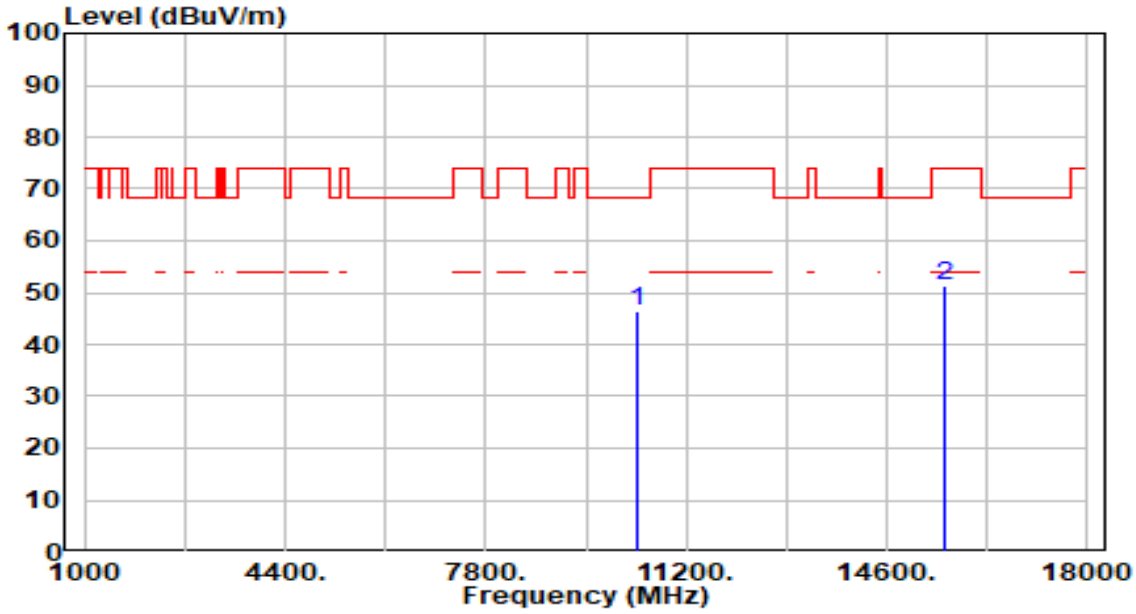

No		Frequency (MHz)	Reading (dBuV)	C.F (dB/m)	Measurement (dBuV/m)	Margin (dB)	Limit (dBuV/m)	Height (cm)	Angle (deg)	Remark (QP/PK/AV)
1	*	10380.000	39.94	6.55	46.49	-21.71	68.20	200	0	Peak
2		15570.000	42.87	8.38	51.25	-22.75	74.00	200	13	Peak

Note:

1. " *", means this data is the worst emission level.
2. C.F (Correction Factor) = Antenna Factor (dB/m)+ Cable Loss (dB) – Preamplifier(dB).
3. Measurement (dBuV/m) = Reading(dBuV) + C.F (Correction Factor).
4. The emission levels of other frequencies are very lower than the limit and not show in test report.

EUT	BE3600 Dual-Band Wi-Fi 7 Gaming Router	Date of Test	2025-04-16
Factor	DRH18-E	Temp. / Humidity	21°C /63%
Polarity	Vertical	Site / Test Engineer	AC2 / Stanley
Test Mode	802.11ax-40MHz_TX_Band1_CH 38_ANT 0+1	Test Voltage	AC 120V/60Hz

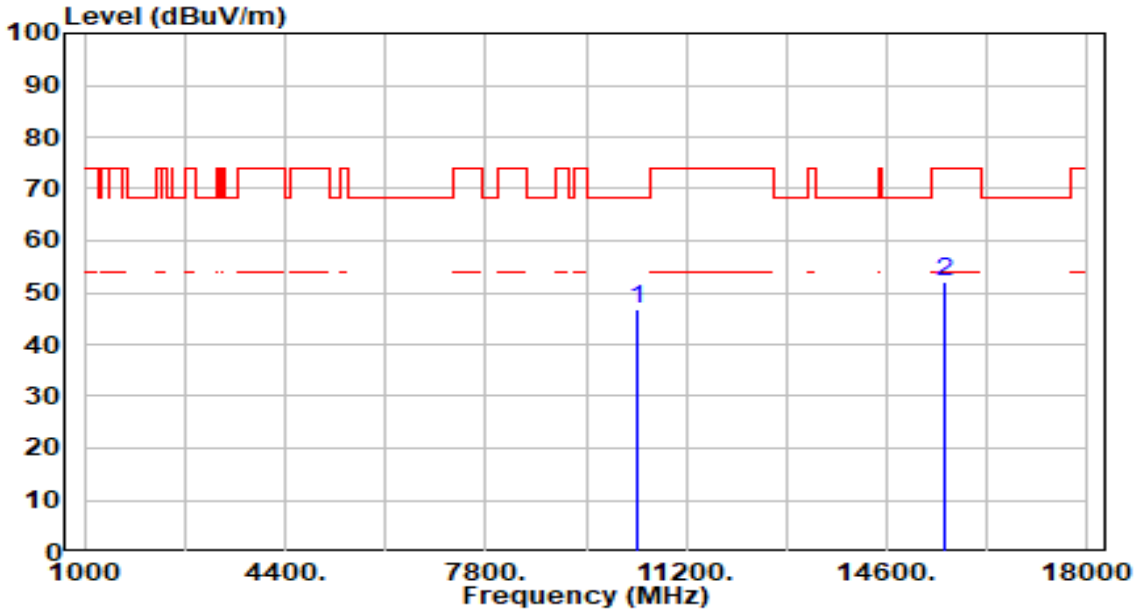

No		Frequency (MHz)	Reading (dBuV)	C.F (dB/m)	Measurement (dBuV/m)	Margin (dB)	Limit (dBuV/m)	Height (cm)	Angle (deg)	Remark (QP/PK/AV)
1	*	10380.000	40.26	6.55	46.81	-21.39	68.20	200	210	Peak
2		15570.000	43.56	8.38	51.93	-22.07	74.00	200	198	Peak

Note:

1. " *", means this data is the worst emission level.
2. C.F (Correction Factor) = Antenna Factor (dB/m)+ Cable Loss (dB) – Preamplifier(dB).
3. Measurement (dBuV/m) = Reading(dBuV) + C.F (Correction Factor).
4. The emission levels of other frequencies are very lower than the limit and not show in test report.

EUT	BE3600 Dual-Band Wi-Fi 7 Gaming Router	Date of Test	2025-04-16
Factor	DRH18-E	Temp. / Humidity	21°C /63%
Polarity	Horizontal	Site / Test Engineer	AC2 / Stanley
Test Mode	802.11ax-40MHz_TX_Band1_CH 46_ANT 0+1	Test Voltage	AC 120V/60Hz

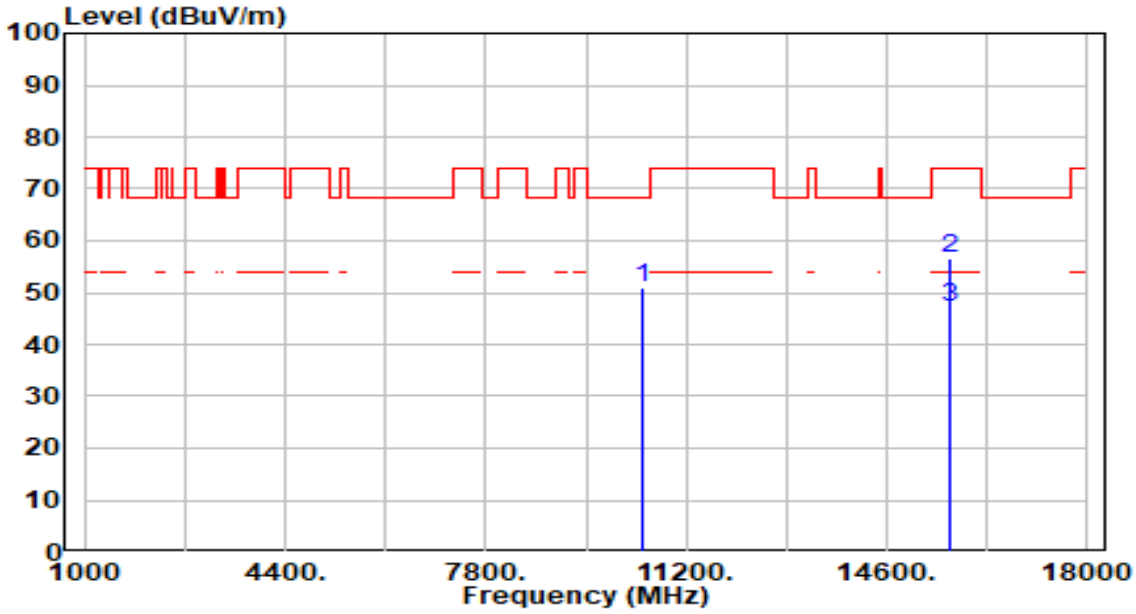

No		Frequency (MHz)	Reading (dBuV)	C.F (dB/m)	Measurement (dBuV/m)	Margin (dB)	Limit (dBuV/m)	Height (cm)	Angle (deg)	Remark (QP/PK/AV)
1	*	10460.000	44.50	6.47	50.97	-17.23	68.20	200	147	Peak
2		15690.000	47.96	8.56	56.52	-17.48	74.00	200	156	Peak
3	*	15690.000	38.56	8.56	47.12	-6.88	54.00	200	156	Average

Note:

1. " *", means this data is the worst emission level.
2. C.F (Correction Factor) = Antenna Factor (dB/m) + Cable Loss (dB) – Preamplifier(dB).
3. Measurement (dBuV/m) = Reading(dBuV) + C.F (Correction Factor).
4. The emission levels of other frequencies are very lower than the limit and not show in test report.

EUT	BE3600 Dual-Band Wi-Fi 7 Gaming Router	Date of Test	2025-04-16
Factor	DRH18-E	Temp. / Humidity	21°C /63%
Polarity	Vertical	Site / Test Engineer	AC2 / Stanley
Test Mode	802.11ax-40MHz_TX_Band1_CH 46_ANT 0+1	Test Voltage	AC 120V/60Hz

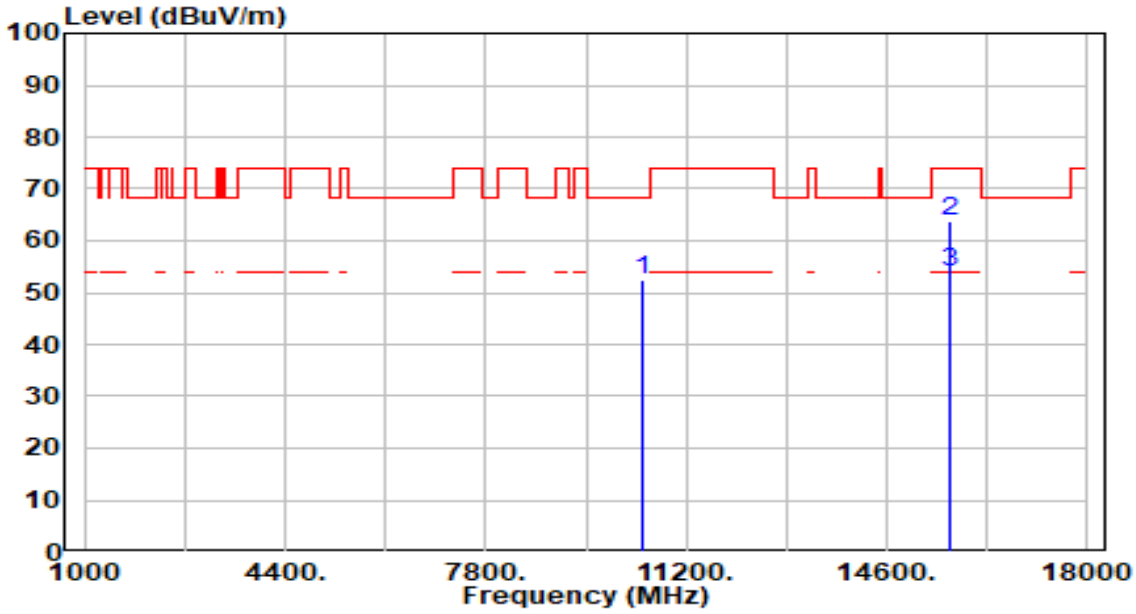

No		Frequency (MHz)	Reading (dBuV)	C.F (dB/m)	Measurement (dBuV/m)	Margin (dB)	Limit (dBuV/m)	Height (cm)	Angle (deg)	Remark (QP/PK/AV)
1		10460.000	46.12	6.47	52.59	-15.61	68.20	200	343	Peak
2	*	15690.000	55.09	8.56	63.65	-10.35	74.00	200	167	Peak
3	*	15690.000	45.25	8.56	53.81	-0.19	54.00	200	167	Average

Note:

1. " *", means this data is the worst emission level.
2. C.F (Correction Factor) = Antenna Factor (dB/m)+ Cable Loss (dB) – Preamplifier(dB).
3. Measurement (dBuV/m) = Reading(dBuV) + C.F (Correction Factor).
4. The emission levels of other frequencies are very lower than the limit and not show in test report.

EUT	BE3600 Dual-Band Wi-Fi 7 Gaming Router	Date of Test	2025-04-16
Factor	DRH18-E	Temp. / Humidity	21°C /63%
Polarity	Horizontal	Site / Test Engineer	AC2 / Stanley
Test Mode	802.11ax-40MHz_TX_Band2_CH 54_ANT 0+1	Test Voltage	AC 120V/60Hz

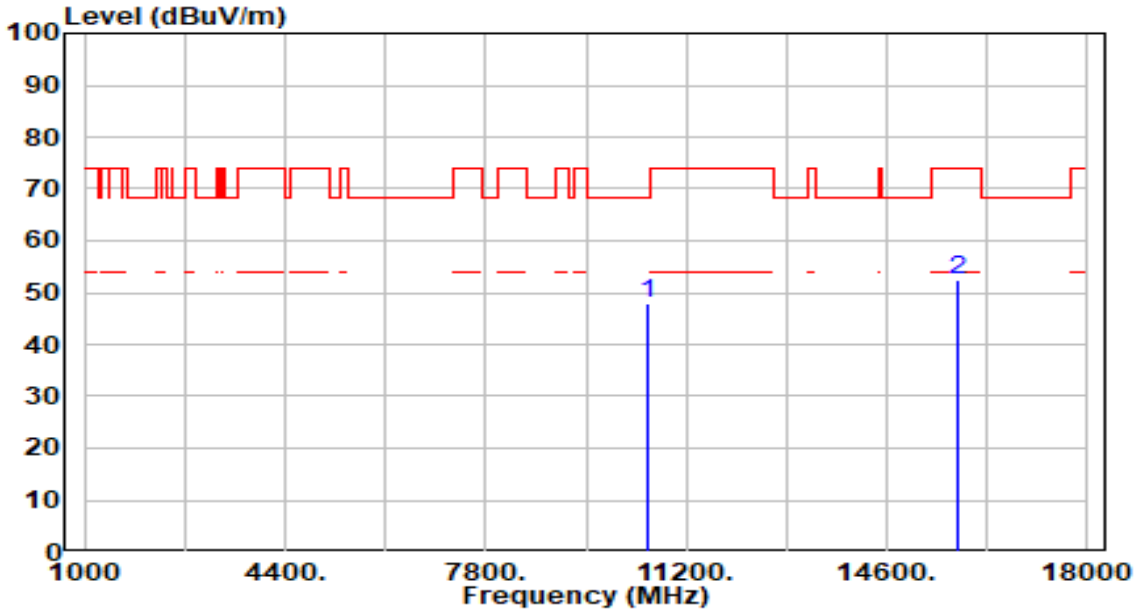

No		Frequency (MHz)	Reading (dBuV)	C.F (dB/m)	Measurement (dBuV/m)	Margin (dB)	Limit (dBuV/m)	Height (cm)	Angle (deg)	Remark (QP/PK/AV)
1	*	10540.000	41.43	6.40	47.83	-20.37	68.20	200	0	Peak
2		15810.000	43.52	8.78	52.30	-21.70	74.00	200	41	Peak

Note:

1. " *", means this data is the worst emission level.
2. C.F (Correction Factor) = Antenna Factor (dB/m)+ Cable Loss (dB) – Preamplifier(dB).
3. Measurement (dBuV/m) = Reading(dBuV) + C.F (Correction Factor).
4. The emission levels of other frequencies are very lower than the limit and not show in test report.

EUT	BE3600 Dual-Band Wi-Fi 7 Gaming Router	Date of Test	2025-04-16
Factor	DRH18-E	Temp. / Humidity	21°C /63%
Polarity	Vertical	Site / Test Engineer	AC2 / Stanley
Test Mode	802.11ax-40MHz_TX_Band2_CH 54_ANT 0+1	Test Voltage	AC 120V/60Hz

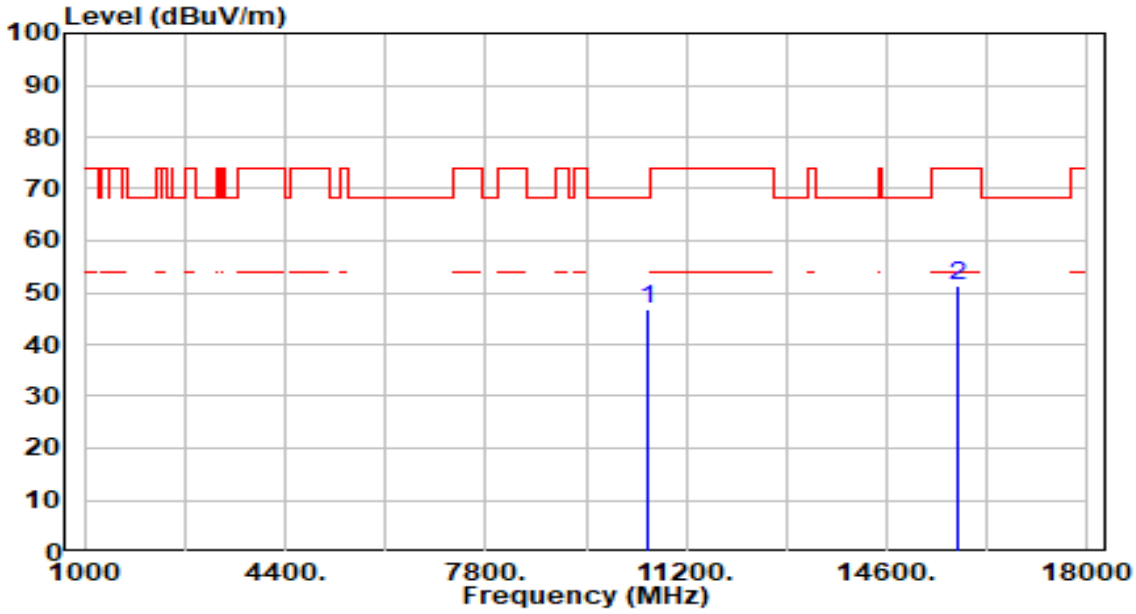

No		Frequency (MHz)	Reading (dBuV)	C.F (dB/m)	Measurement (dBuV/m)	Margin (dB)	Limit (dBuV/m)	Height (cm)	Angle (deg)	Remark (QP/PK/AV)
1	*	10540.000	40.36	6.40	46.76	-21.44	68.20	200	215	Peak
2		15810.000	42.36	8.78	51.14	-22.86	74.00	200	221	Peak

Note:

1. " *", means this data is the worst emission level.
2. C.F (Correction Factor) = Antenna Factor (dB/m)+ Cable Loss (dB) – Preamplifier(dB).
3. Measurement (dBuV/m) = Reading(dBuV) + C.F (Correction Factor).
4. The emission levels of other frequencies are very lower than the limit and not show in test report.

EUT	BE3600 Dual-Band Wi-Fi 7 Gaming Router	Date of Test	2025-04-16
Factor	DRH18-E	Temp. / Humidity	21°C /63%
Polarity	Horizontal	Site / Test Engineer	AC2 / Stanley
Test Mode	802.11ax-40MHz_TX_Band2_CH 62_ANT 0+1	Test Voltage	AC 120V/60Hz

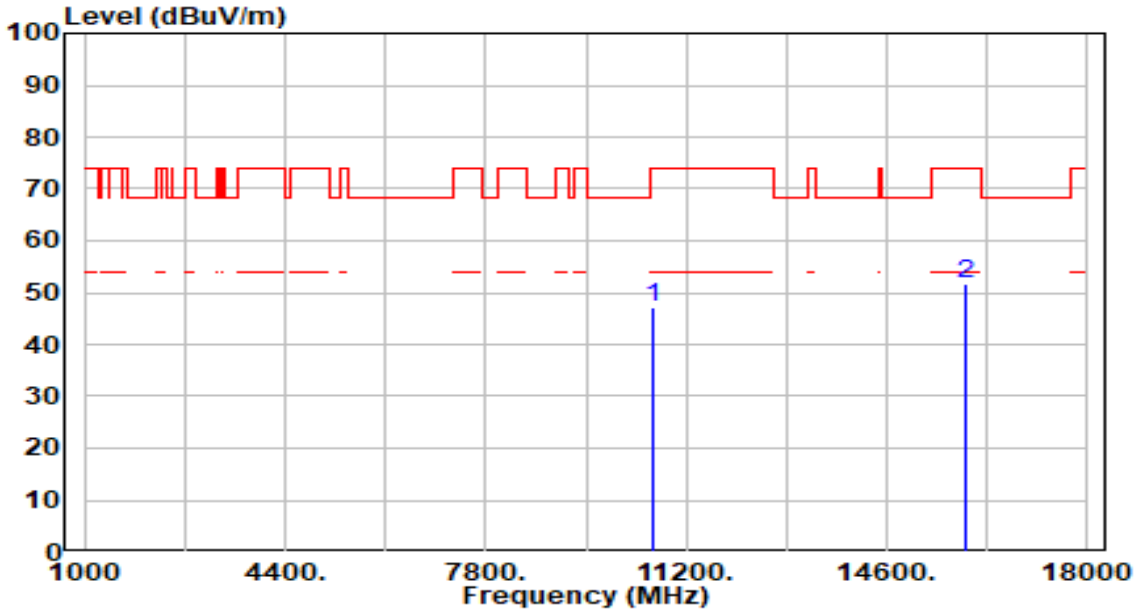

No		Frequency (MHz)	Reading (dBuV)	C.F (dB/m)	Measurement (dBuV/m)	Margin (dB)	Limit (dBuV/m)	Height (cm)	Angle (deg)	Remark (QP/PK/AV)
1		10620.000	40.88	6.38	47.26	-26.74	74.00	200	298	Peak
2	*	15930.000	42.79	8.94	51.73	-22.27	74.00	200	301	Peak

Note:

1. " *", means this data is the worst emission level.
2. C.F (Correction Factor) = Antenna Factor (dB/m)+ Cable Loss (dB) – Preamplifier(dB).
3. Measurement (dBuV/m) = Reading(dBuV) + C.F (Correction Factor).
4. The emission levels of other frequencies are very lower than the limit and not show in test report.

EUT	BE3600 Dual-Band Wi-Fi 7 Gaming Router	Date of Test	2025-04-16
Factor	DRH18-E	Temp. / Humidity	21°C /63%
Polarity	Vertical	Site / Test Engineer	AC2 / Stanley
Test Mode	802.11ax-40MHz_TX_Band2_CH 62_ANT 0+1	Test Voltage	AC 120V/60Hz

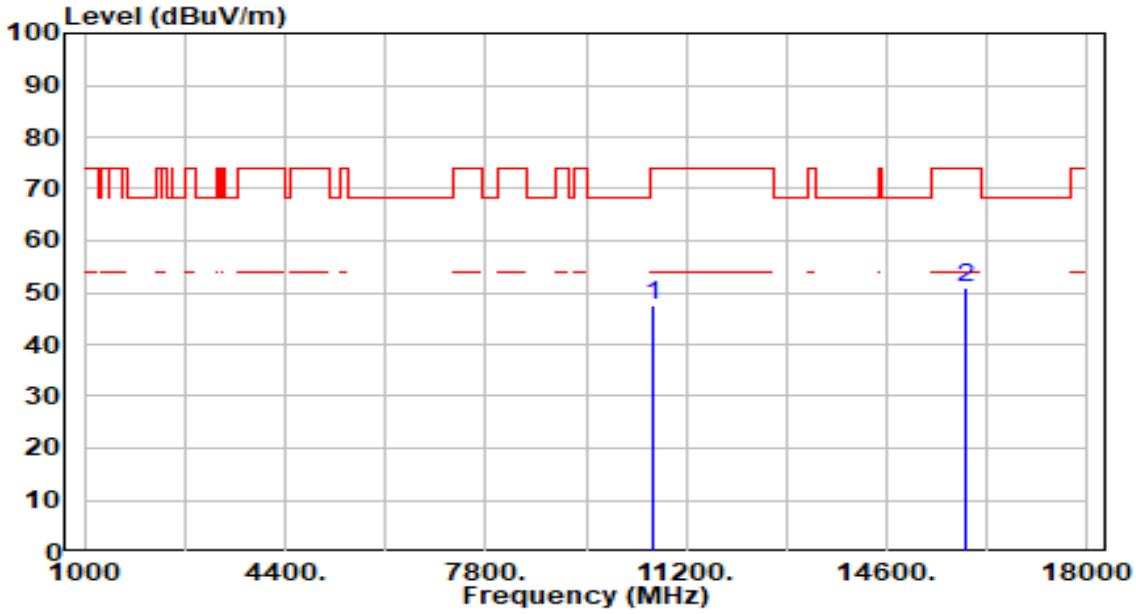

No		Frequency (MHz)	Reading (dBuV)	C.F (dB/m)	Measurement (dBuV/m)	Margin (dB)	Limit (dBuV/m)	Height (cm)	Angle (deg)	Remark (QP/PK/AV)
1		10620.000	41.05	6.38	47.43	-26.57	74.00	200	195	Peak
2	*	15930.000	42.06	8.94	51.01	-22.99	74.00	200	210	Peak

Note:

1. " *", means this data is the worst emission level.
2. C.F (Correction Factor) = Antenna Factor (dB/m)+ Cable Loss (dB) – Preamplifier(dB).
3. Measurement (dBuV/m) = Reading(dBuV) + C.F (Correction Factor).
4. The emission levels of other frequencies are very lower than the limit and not show in test report.

EUT	BE3600 Dual-Band Wi-Fi 7 Gaming Router	Date of Test	2025-04-16
Factor	DRH18-E	Temp. / Humidity	21°C /63%
Polarity	Horizontal	Site / Test Engineer	AC2 / Stanley
Test Mode	802.11ax-40MHz_TX_Band3_CH 102_ANT 0+1	Test Voltage	AC 120V/60Hz

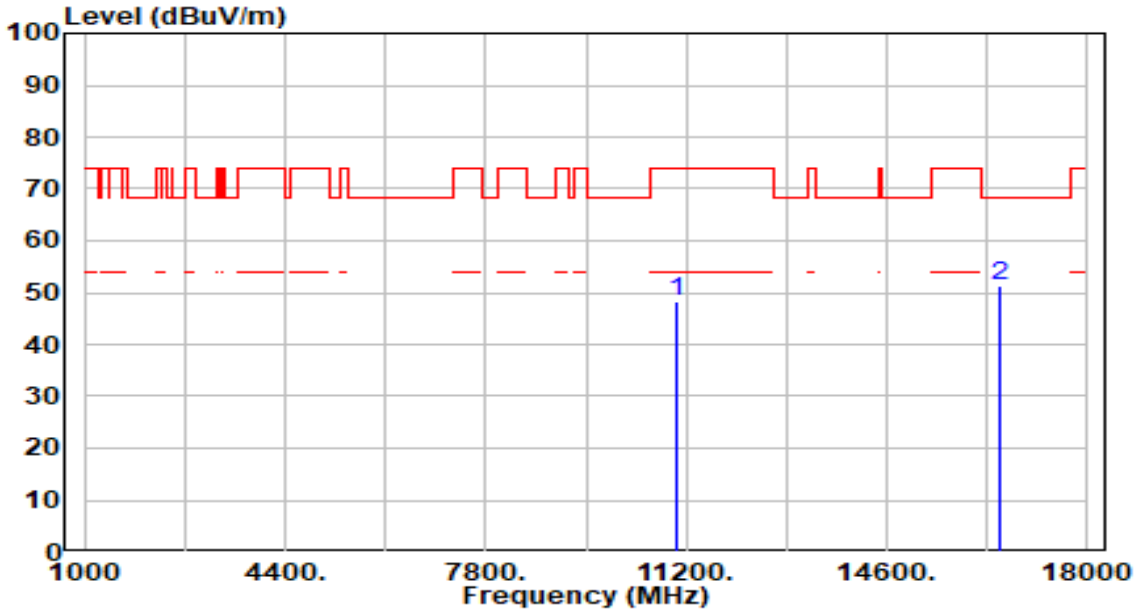

No		Frequency (MHz)	Reading (dBuV)	C.F (dB/m)	Measurement (dBuV/m)	Margin (dB)	Limit (dBuV/m)	Height (cm)	Angle (deg)	Remark (QP/PK/AV)
1		11020.000	41.90	6.33	48.22	-25.78	74.00	200	280	Peak
2	*	16530.000	43.01	8.30	51.31	-16.89	68.20	200	140	Peak

Note:

1. " *", means this data is the worst emission level.
2. C.F (Correction Factor) = Antenna Factor (dB/m)+ Cable Loss (dB) – Preamplifier(dB).
3. Measurement (dBuV/m) = Reading(dBuV) + C.F (Correction Factor).
4. The emission levels of other frequencies are very lower than the limit and not show in test report.

EUT	BE3600 Dual-Band Wi-Fi 7 Gaming Router	Date of Test	2025-04-16
Factor	DRH18-E	Temp. / Humidity	21°C /63%
Polarity	Vertical	Site / Test Engineer	AC2 / Stanley
Test Mode	802.11ax-40MHz_TX_Band3_CH 102_ANT 0+1	Test Voltage	AC 120V/60Hz

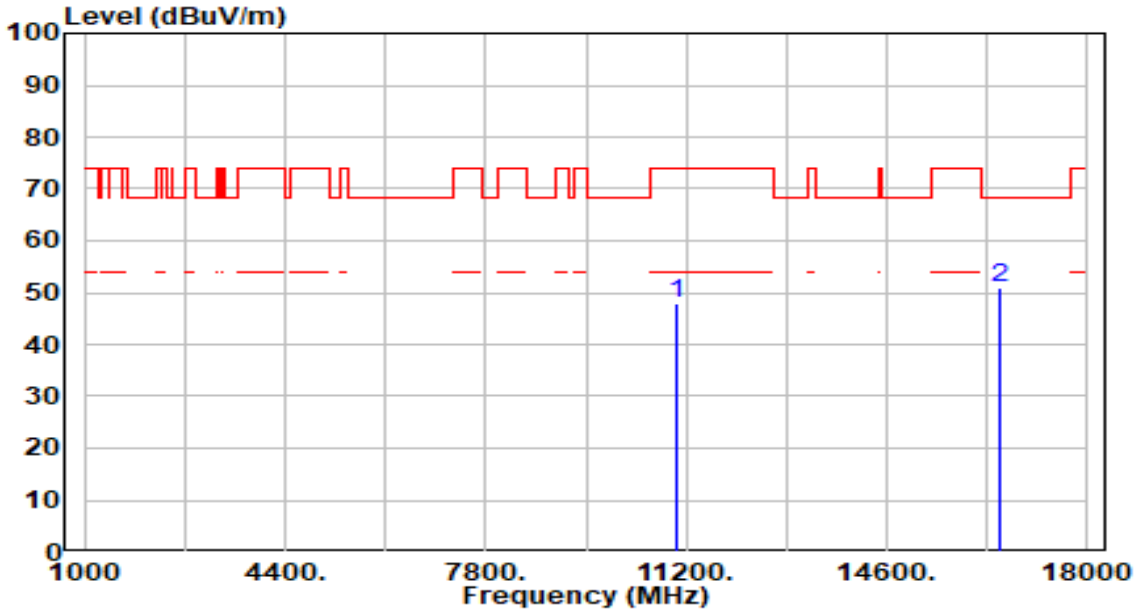

No		Frequency (MHz)	Reading (dBuV)	C.F (dB/m)	Measurement (dBuV/m)	Margin (dB)	Limit (dBuV/m)	Height (cm)	Angle (deg)	Remark (QP/PK/AV)
1		11020.000	41.47	6.33	47.80	-26.20	74.00	200	146	Peak
2	*	16530.000	42.69	8.30	50.99	-17.21	68.20	200	0	Peak

Note:

1. " *", means this data is the worst emission level.
2. C.F (Correction Factor) = Antenna Factor (dB/m)+ Cable Loss (dB) – Preamplifier(dB).
3. Measurement (dBuV/m) = Reading(dBuV) + C.F (Correction Factor).
4. The emission levels of other frequencies are very lower than the limit and not show in test report.

EUT	BE3600 Dual-Band Wi-Fi 7 Gaming Router	Date of Test	2025-04-16
Factor	DRH18-E	Temp. / Humidity	21°C /63%
Polarity	Horizontal	Site / Test Engineer	AC2 / Stanley
Test Mode	802.11ax-40MHz_TX_Band3_CH 110_ANT 0+1	Test Voltage	AC 120V/60Hz

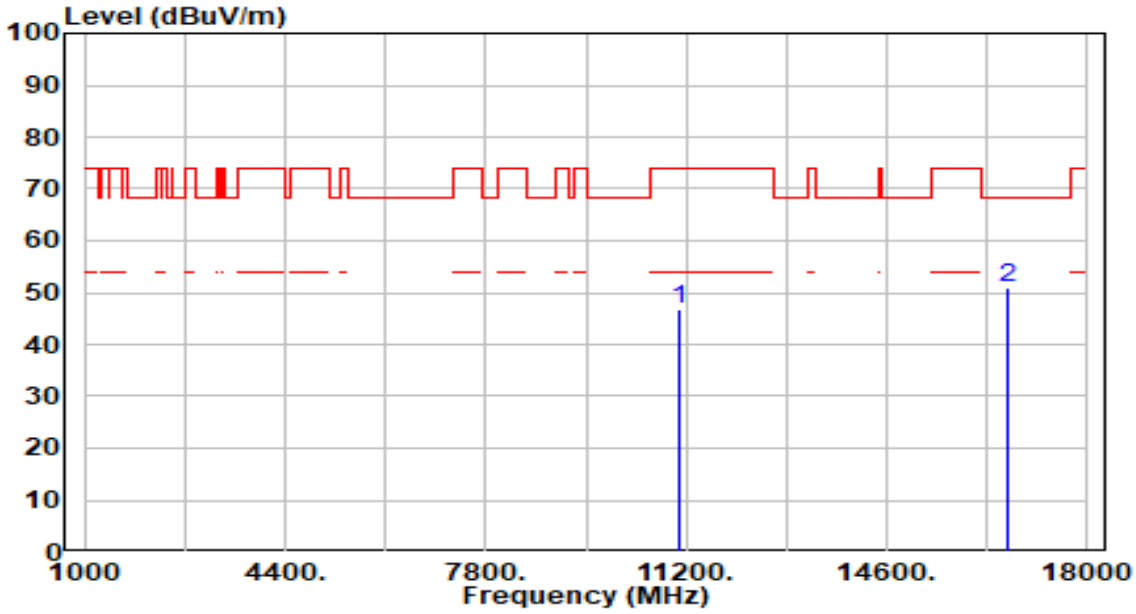

No		Frequency (MHz)	Reading (dBuV)	C.F (dB/m)	Measurement (dBuV/m)	Margin (dB)	Limit (dBuV/m)	Height (cm)	Angle (deg)	Remark (QP/PK/AV)
1		11100.000	40.18	6.56	46.73	-27.27	74.00	200	124	Peak
2	*	16650.000	42.85	8.23	51.08	-17.12	68.20	200	103	Peak

Note:

1. " *", means this data is the worst emission level.
2. C.F (Correction Factor) = Antenna Factor (dB/m)+ Cable Loss (dB) – Preamplifier(dB).
3. Measurement (dBuV/m) = Reading(dBuV) + C.F (Correction Factor).
4. The emission levels of other frequencies are very lower than the limit and not show in test report.

EUT	BE3600 Dual-Band Wi-Fi 7 Gaming Router	Date of Test	2025-04-16
Factor	DRH18-E	Temp. / Humidity	21°C /63%
Polarity	Vertical	Site / Test Engineer	AC2 / Stanley
Test Mode	802.11ax-40MHz_TX_Band3_CH 110_ANT 0+1	Test Voltage	AC 120V/60Hz

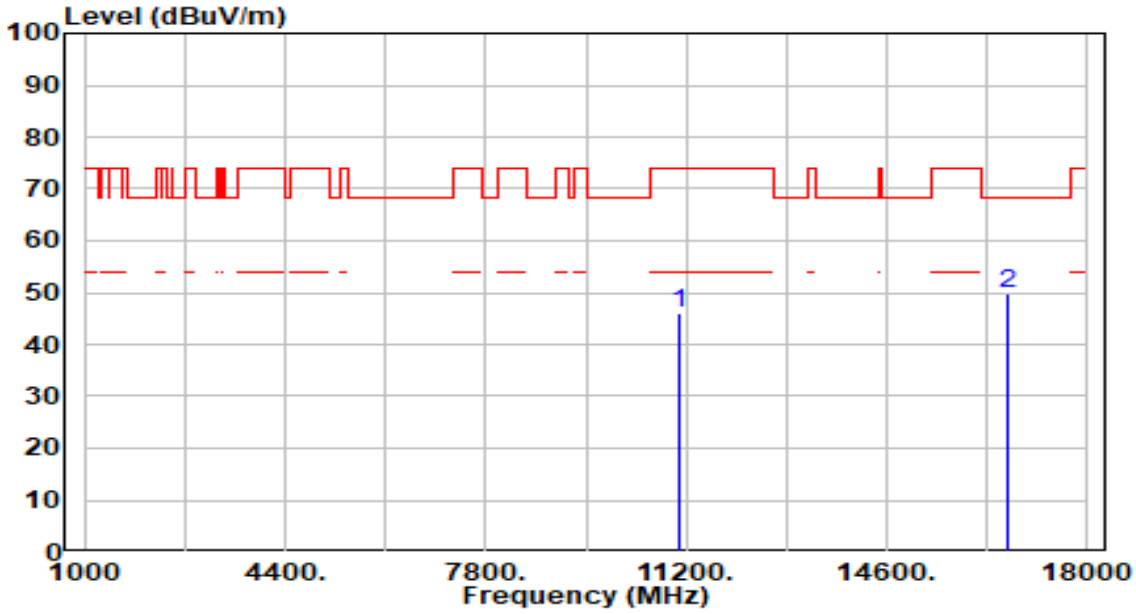

No		Frequency (MHz)	Reading (dBuV)	C.F (dB/m)	Measurement (dBuV/m)	Margin (dB)	Limit (dBuV/m)	Height (cm)	Angle (deg)	Remark (QP/PK/AV)
1		11100.000	39.38	6.56	45.94	-28.06	74.00	200	282	Peak
2	*	16650.000	41.63	8.23	49.86	-18.34	68.20	200	235	Peak

Note:

1. " *", means this data is the worst emission level.
2. C.F (Correction Factor) = Antenna Factor (dB/m)+ Cable Loss (dB) – Preamplifier(dB).
3. Measurement (dBuV/m) = Reading(dBuV) + C.F (Correction Factor).
4. The emission levels of other frequencies are very lower than the limit and not show in test report.

EUT	BE3600 Dual-Band Wi-Fi 7 Gaming Router	Date of Test	2025-04-16
Factor	DRH18-E	Temp. / Humidity	21°C /63%
Polarity	Horizontal	Site / Test Engineer	AC2 / Stanley
Test Mode	802.11ax-40MHz_TX_Band3_CH 134_ANT 0+1	Test Voltage	AC 120V/60Hz

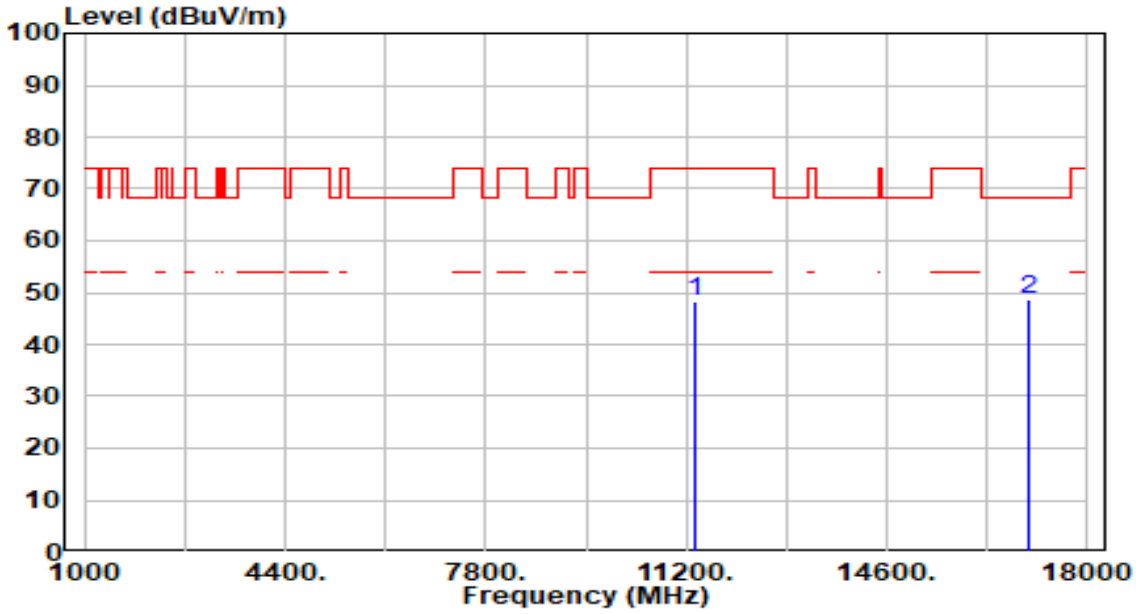

No		Frequency (MHz)	Reading (dBuV)	C.F (dB/m)	Measurement (dBuV/m)	Margin (dB)	Limit (dBuV/m)	Height (cm)	Angle (deg)	Remark (QP/PK/AV)
1		11340.000	41.28	7.08	48.36	-25.64	74.00	200	252	Peak
2	*	17010.000	40.67	8.00	48.67	-19.53	68.20	200	258	Peak

Note:

1. " *", means this data is the worst emission level.
2. C.F (Correction Factor) = Antenna Factor (dB/m)+ Cable Loss (dB) – Preamplifier(dB).
3. Measurement (dBuV/m) = Reading(dBuV) + C.F (Correction Factor).
4. The emission levels of other frequencies are very lower than the limit and not show in test report.

EUT	BE3600 Dual-Band Wi-Fi 7 Gaming Router	Date of Test	2025-04-16
Factor	DRH18-E	Temp. / Humidity	21°C /63%
Polarity	Vertical	Site / Test Engineer	AC2 / Stanley
Test Mode	802.11ax-40MHz_TX_Band3_CH 134_ANT 0+1	Test Voltage	AC 120V/60Hz

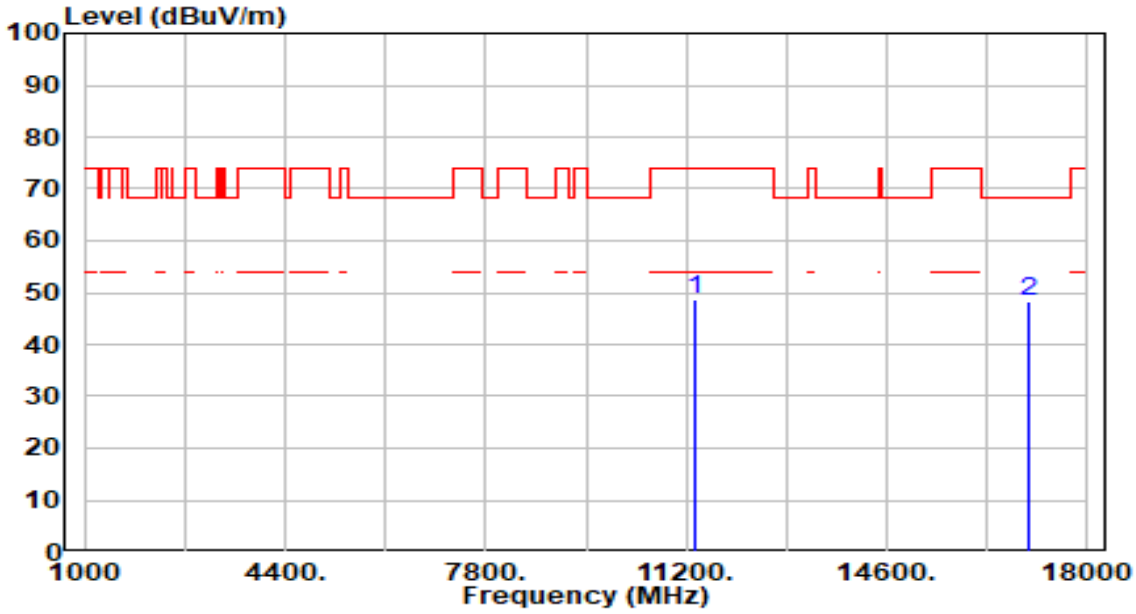

No		Frequency (MHz)	Reading (dBuV)	C.F (dB/m)	Measurement (dBuV/m)	Margin (dB)	Limit (dBuV/m)	Height (cm)	Angle (deg)	Remark (QP/PK/AV)
1		11340.000	41.74	7.08	48.82	-25.18	74.00	200	90	Peak
2	*	17010.000	40.48	8.00	48.47	-19.73	68.20	200	27	Peak

Note:

1. " *", means this data is the worst emission level.
2. C.F (Correction Factor) = Antenna Factor (dB/m)+ Cable Loss (dB) – Preamplifier(dB).
3. Measurement (dBuV/m) = Reading(dBuV) + C.F (Correction Factor).
4. The emission levels of other frequencies are very lower than the limit and not show in test report.

EUT	BE3600 Dual-Band Wi-Fi 7 Gaming Router	Date of Test	2025-04-16
Factor	DRH18-E	Temp. / Humidity	21°C /63%
Polarity	Horizontal	Site / Test Engineer	AC2 / Stanley
Test Mode	802.11ax-40MHz_TX_Band3_CH 142_ANT 0+1	Test Voltage	AC 120V/60Hz

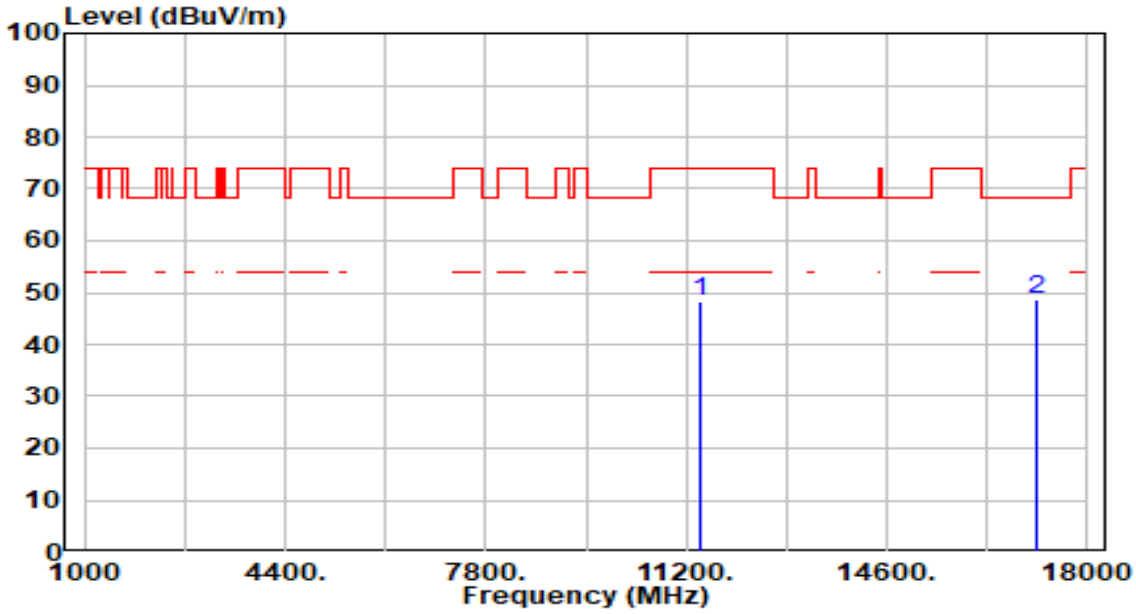

No		Frequency (MHz)	Reading (dBuV)	C.F (dB/m)	Measurement (dBuV/m)	Margin (dB)	Limit (dBuV/m)	Height (cm)	Angle (deg)	Remark (QP/PK/AV)
1		11420.000	40.98	7.14	48.13	-25.87	74.00	200	99	Peak
2	*	17130.000	41.03	7.71	48.74	-19.46	68.20	200	96	Peak

Note:

1. " *", means this data is the worst emission level.
2. C.F (Correction Factor) = Antenna Factor (dB/m)+ Cable Loss (dB) – Preamplifier(dB).
3. Measurement (dBuV/m) = Reading(dBuV) + C.F (Correction Factor).
4. The emission levels of other frequencies are very lower than the limit and not show in test report.

EUT	BE3600 Dual-Band Wi-Fi 7 Gaming Router	Date of Test	2025-04-16
Factor	DRH18-E	Temp. / Humidity	21°C /63%
Polarity	Vertical	Site / Test Engineer	AC2 / Stanley
Test Mode	802.11ax-40MHz_TX_Band3_CH 142_ANT 0+1	Test Voltage	AC 120V/60Hz

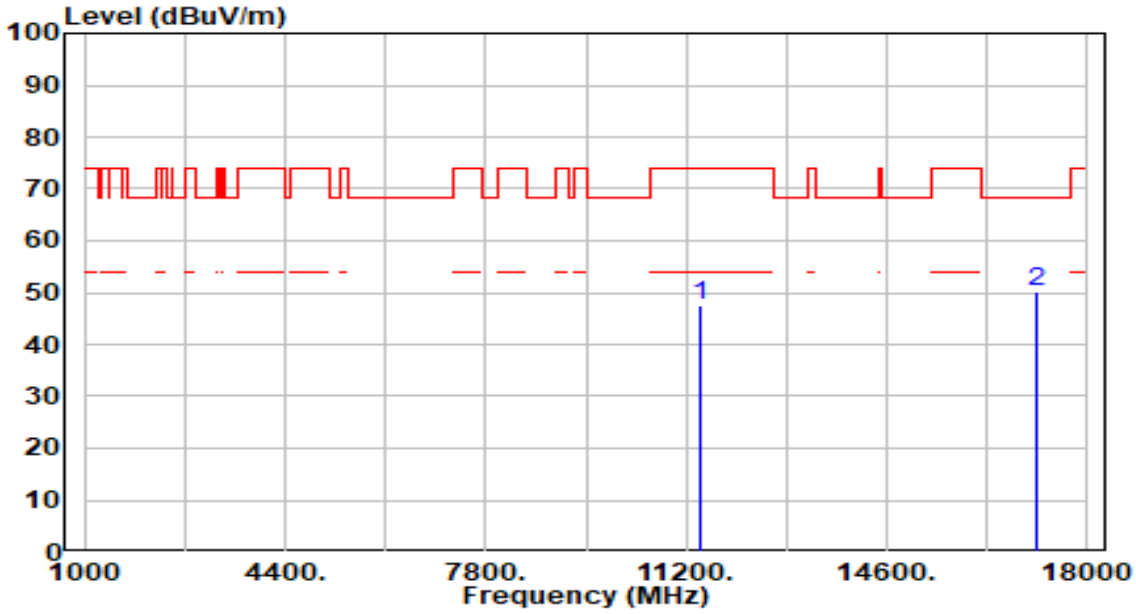

No		Frequency (MHz)	Reading (dBuV)	C.F (dB/m)	Measurement (dBuV/m)	Margin (dB)	Limit (dBuV/m)	Height (cm)	Angle (deg)	Remark (QP/PK/AV)
1		11420.000	40.56	7.14	47.70	-26.30	74.00	200	302	Peak
2	*	17130.000	42.49	7.71	50.20	-18.00	68.20	200	290	Peak

Note:

1. " *", means this data is the worst emission level.
2. C.F (Correction Factor) = Antenna Factor (dB/m)+ Cable Loss (dB) – Preamplifier(dB).
3. Measurement (dBuV/m) = Reading(dBuV) + C.F (Correction Factor).
4. The emission levels of other frequencies are very lower than the limit and not show in test report.

EUT	BE3600 Dual-Band Wi-Fi 7 Gaming Router	Date of Test	2025-04-16
Factor	DRH18-E	Temp. / Humidity	21°C /63%
Polarity	Horizontal	Site / Test Engineer	AC2 / Stanley
Test Mode	802.11ax-40MHz_TX_Band4_CH 151_ANT 0+1	Test Voltage	AC 120V/60Hz

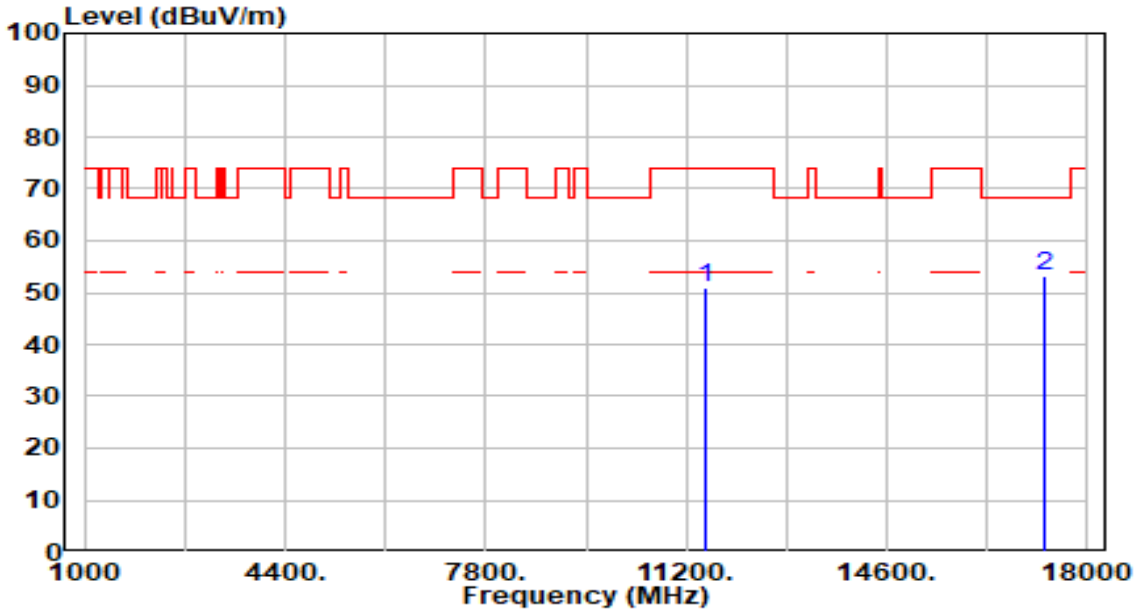

No		Frequency (MHz)	Reading (dBuV)	C.F (dB/m)	Measurement (dBuV/m)	Margin (dB)	Limit (dBuV/m)	Height (cm)	Angle (deg)	Remark (QP/PK/AV)
1		11510.000	43.58	7.19	50.76	-23.24	74.00	200	72	Peak
2	*	17265.000	45.80	7.46	53.26	-14.94	68.20	200	17	Peak

Note:

1. " *", means this data is the worst emission level.
2. C.F (Correction Factor) = Antenna Factor (dB/m)+ Cable Loss (dB) – Preamplifier(dB).
3. Measurement (dBuV/m) = Reading(dBuV) + C.F (Correction Factor).
4. The emission levels of other frequencies are very lower than the limit and not show in test report.

EUT	BE3600 Dual-Band Wi-Fi 7 Gaming Router	Date of Test	2025-04-16
Factor	DRH18-E	Temp. / Humidity	21°C /63%
Polarity	Vertical	Site / Test Engineer	AC2 / Stanley
Test Mode	802.11ax-40MHz_TX_Band4_CH 151_ANT 0+1	Test Voltage	AC 120V/60Hz

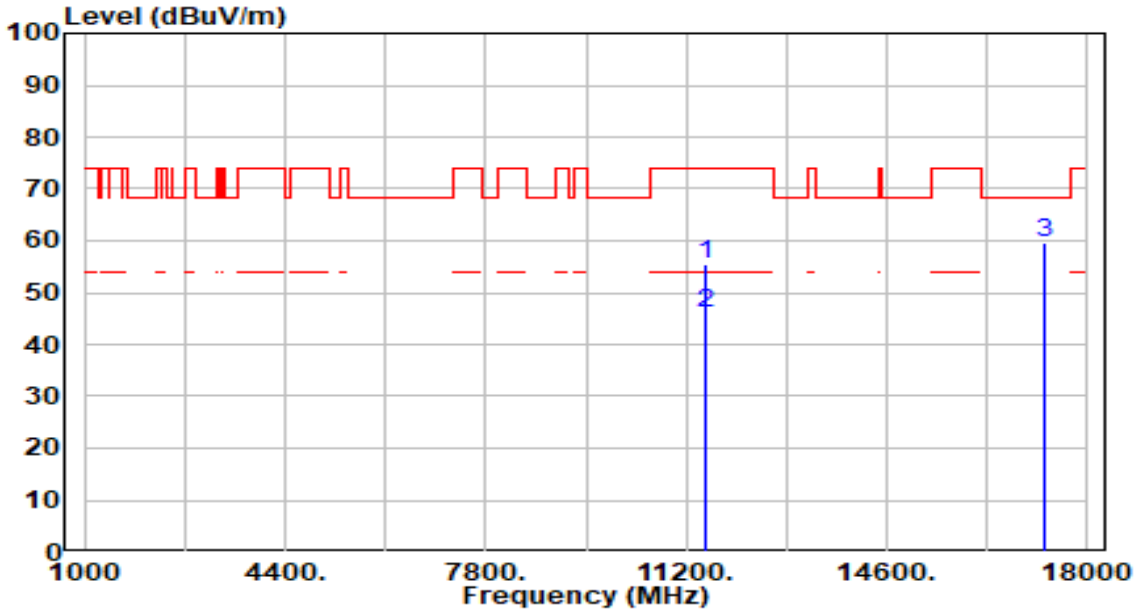

No		Frequency (MHz)	Reading (dBuV)	C.F (dB/m)	Measurement (dBuV/m)	Margin (dB)	Limit (dBuV/m)	Height (cm)	Angle (deg)	Remark (QP/PK/AV)
1		11510.000	48.12	7.19	55.30	-18.70	74.00	200	139	Peak
2	*	11510.000	38.92	7.19	46.10	-7.90	54.00	200	139	Average
3	*	17265.000	52.13	7.46	59.60	-8.60	68.20	200	174	Peak

Note:

1. " *", means this data is the worst emission level.
2. C.F (Correction Factor) = Antenna Factor (dB/m) + Cable Loss (dB) – Preamplifier(dB).
3. Measurement (dBuV/m) = Reading(dBuV) + C.F (Correction Factor).
4. The emission levels of other frequencies are very lower than the limit and not show in test report.

EUT	BE3600 Dual-Band Wi-Fi 7 Gaming Router	Date of Test	2025-04-16
Factor	DRH18-E	Temp. / Humidity	21°C /63%
Polarity	Horizontal	Site / Test Engineer	AC2 / Stanley
Test Mode	802.11ax-40MHz_TX_Band4_CH 159_ANT 0+1	Test Voltage	AC 120V/60Hz

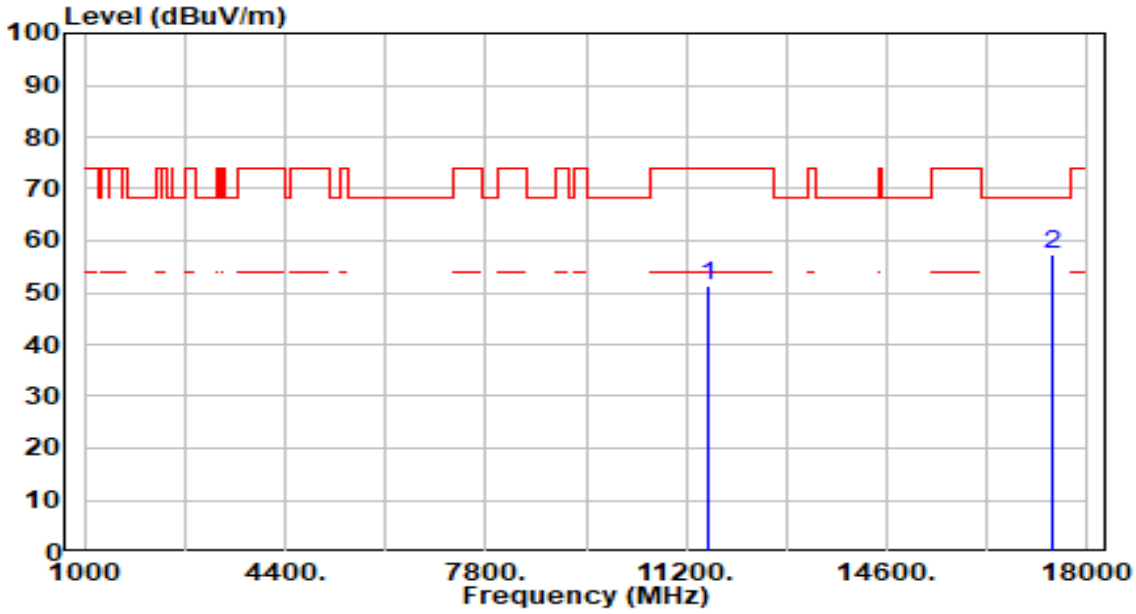

No		Frequency (MHz)	Reading (dBuV)	C.F (dB/m)	Measurement (dBuV/m)	Margin (dB)	Limit (dBuV/m)	Height (cm)	Angle (deg)	Remark (QP/PK/AV)
1		11590.000	44.11	7.27	51.38	-22.62	74.00	200	355	Peak
2	*	17385.000	50.28	7.20	57.48	-10.72	68.20	200	17	Peak

Note:

1. " *", means this data is the worst emission level.
2. C.F (Correction Factor) = Antenna Factor (dB/m)+ Cable Loss (dB) – Preamplifier(dB).
3. Measurement (dBuV/m) = Reading(dBuV) + C.F (Correction Factor).
4. The emission levels of other frequencies are very lower than the limit and not show in test report.

EUT	BE3600 Dual-Band Wi-Fi 7 Gaming Router	Date of Test	2025-04-16
Factor	DRH18-E	Temp. / Humidity	21°C /63%
Polarity	Vertical	Site / Test Engineer	AC2 / Stanley
Test Mode	802.11ax-40MHz_TX_Band4_CH 159_ANT 0+1	Test Voltage	AC 120V/60Hz

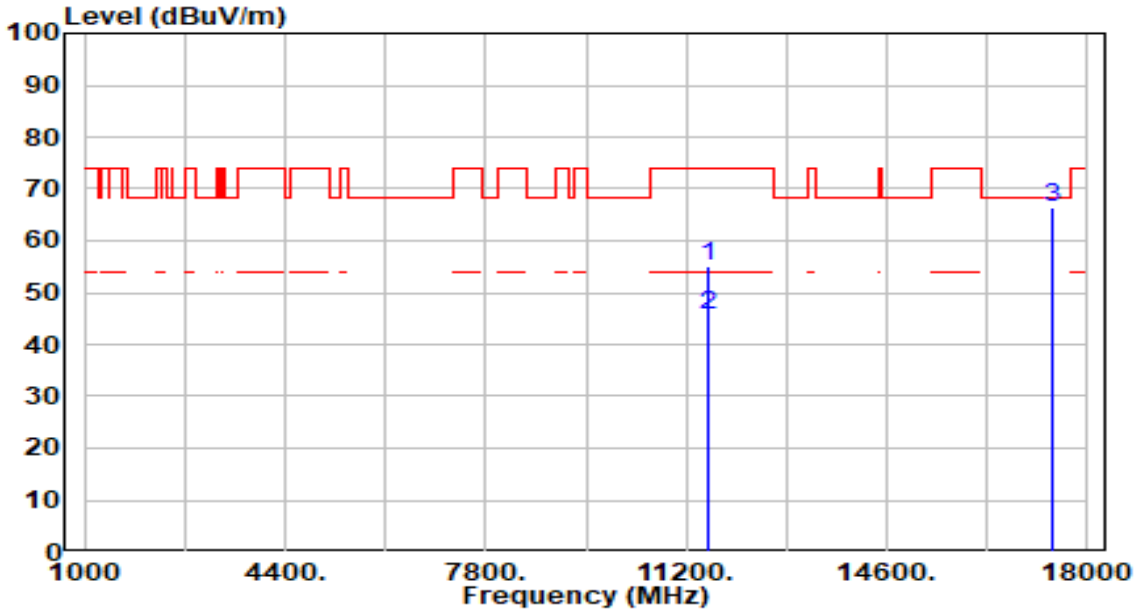

No		Frequency (MHz)	Reading (dBuV)	C.F (dB/m)	Measurement (dBuV/m)	Margin (dB)	Limit (dBuV/m)	Height (cm)	Angle (deg)	Remark (QP/PK/AV)
1		11590.000	47.73	7.27	55.00	-19.00	74.00	200	150	Peak
2	*	11590.000	38.33	7.27	45.60	-8.40	54.00	200	150	Average
3	*	17385.000	59.17	7.20	66.37	-1.83	68.20	200	171	Peak

Note:

1. " *", means this data is the worst emission level.
2. C.F (Correction Factor) = Antenna Factor (dB/m) + Cable Loss (dB) – Preamplifier(dB).
3. Measurement (dBuV/m) = Reading(dBuV) + C.F (Correction Factor).
4. The emission levels of other frequencies are very lower than the limit and not show in test report.

EUT	BE3600 Dual-Band Wi-Fi 7 Gaming Router	Date of Test	2025-04-16
Factor	DRH18-E	Temp. / Humidity	21°C /63%
Polarity	Horizontal	Site / Test Engineer	AC2 / Stanley
Test Mode	802.11ax-80MHz_TX_Band1_CH 42_ANT 0+1	Test Voltage	AC 120V/60Hz

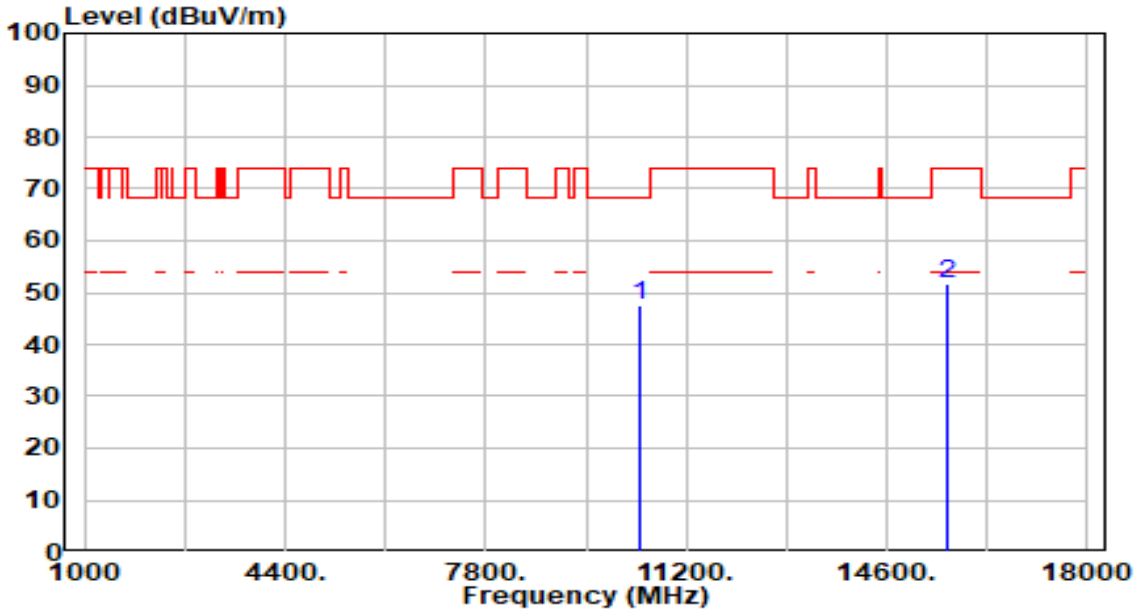

No		Frequency (MHz)	Reading (dBuV)	C.F (dB/m)	Measurement (dBuV/m)	Margin (dB)	Limit (dBuV/m)	Height (cm)	Angle (deg)	Remark (QP/PK/AV)
1	*	10420.000	41.02	6.51	47.54	-20.66	68.20	200	360	Peak
2		15630.000	43.35	8.40	51.76	-22.24	74.00	200	177	Peak

Note:

1. " *", means this data is the worst emission level.
2. C.F (Correction Factor) = Antenna Factor (dB/m)+ Cable Loss (dB) – Preamplifier(dB).
3. Measurement (dBuV/m) = Reading(dBuV) + C.F (Correction Factor).
4. The emission levels of other frequencies are very lower than the limit and not show in test report.

EUT	BE3600 Dual-Band Wi-Fi 7 Gaming Router	Date of Test	2025-04-16
Factor	DRH18-E	Temp. / Humidity	21°C /63%
Polarity	Vertical	Site / Test Engineer	AC2 / Stanley
Test Mode	802.11ax-80MHz_TX_Band1_CH 42_ANT 0+1	Test Voltage	AC 120V/60Hz

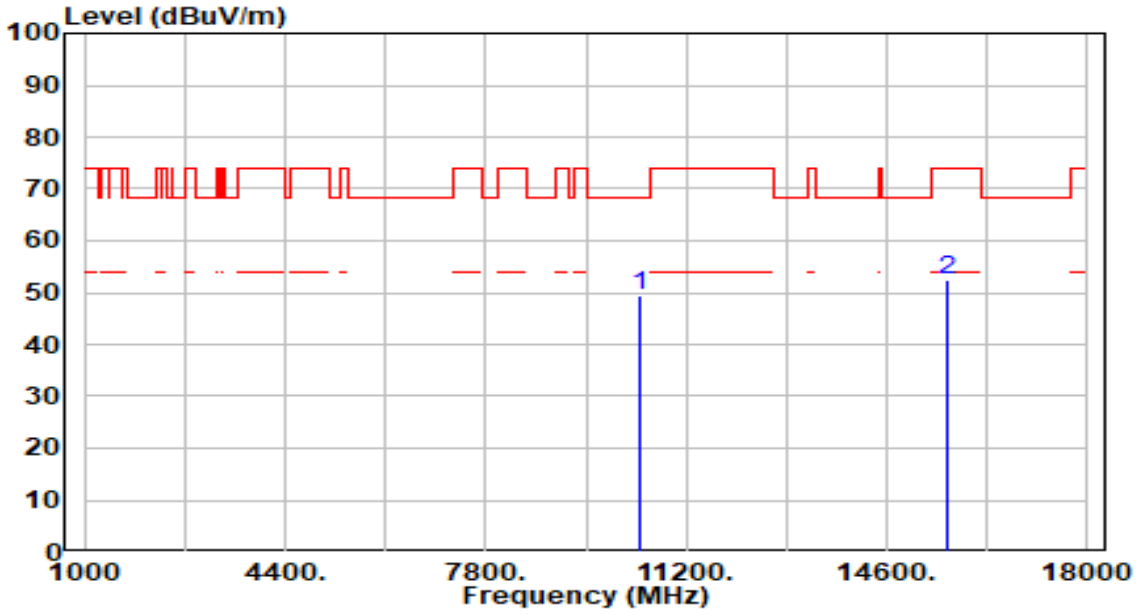

No		Frequency (MHz)	Reading (dBuV)	C.F (dB/m)	Measurement (dBuV/m)	Margin (dB)	Limit (dBuV/m)	Height (cm)	Angle (deg)	Remark (QP/PK/AV)
1	*	10420.000	42.98	6.51	49.49	-18.71	68.20	200	100	Peak
2		15630.000	43.94	8.40	52.35	-21.65	74.00	200	49	Peak

Note:

1. " *", means this data is the worst emission level.
2. C.F (Correction Factor) = Antenna Factor (dB/m)+ Cable Loss (dB) – Preamplifier(dB).
3. Measurement (dBuV/m) = Reading(dBuV) + C.F (Correction Factor).
4. The emission levels of other frequencies are very lower than the limit and not show in test report.

EUT	BE3600 Dual-Band Wi-Fi 7 Gaming Router	Date of Test	2025-04-16
Factor	DRH18-E	Temp. / Humidity	21°C /63%
Polarity	Horizontal	Site / Test Engineer	AC2 / Stanley
Test Mode	802.11ax-80MHz_TX_Band2_CH 58_ANT 0+1	Test Voltage	AC 120V/60Hz

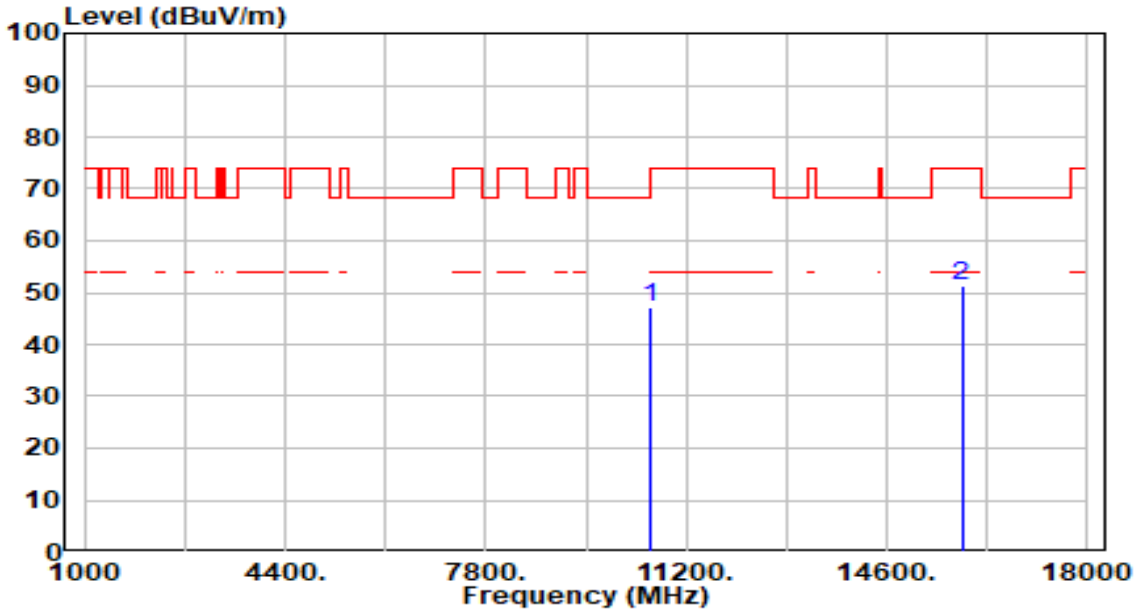

No		Frequency (MHz)	Reading (dBuV)	C.F (dB/m)	Measurement (dBuV/m)	Margin (dB)	Limit (dBuV/m)	Height (cm)	Angle (deg)	Remark (QP/PK/AV)
1	*	10580.000	40.87	6.37	47.24	-20.96	68.20	200	59	Peak
2		15870.000	42.29	8.89	51.18	-22.82	74.00	200	36	Peak

Note:

1. " *", means this data is the worst emission level.
2. C.F (Correction Factor) = Antenna Factor (dB/m)+ Cable Loss (dB) – Preamplifier(dB).
3. Measurement (dBuV/m) = Reading(dBuV) + C.F (Correction Factor).
4. The emission levels of other frequencies are very lower than the limit and not show in test report.

EUT	BE3600 Dual-Band Wi-Fi 7 Gaming Router	Date of Test	2025-04-16
Factor	DRH18-E	Temp. / Humidity	21°C /63%
Polarity	Vertical	Site / Test Engineer	AC2 / Stanley
Test Mode	802.11ax-80MHz_TX_Band2_CH 58_ANT 0+1	Test Voltage	AC 120V/60Hz

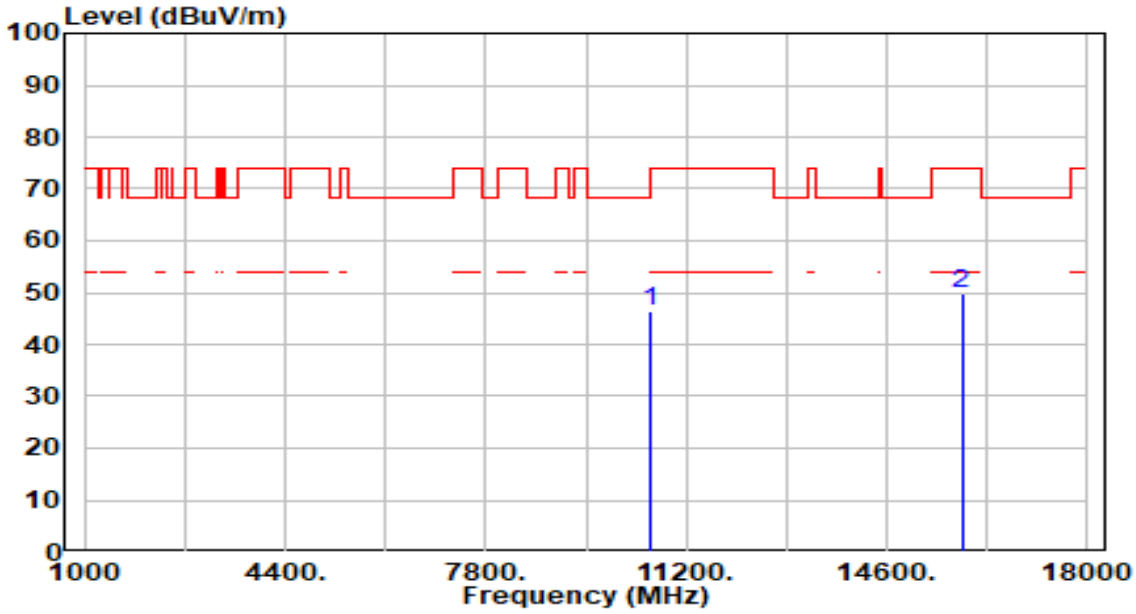

No		Frequency (MHz)	Reading (dBuV)	C.F (dB/m)	Measurement (dBuV/m)	Margin (dB)	Limit (dBuV/m)	Height (cm)	Angle (deg)	Remark (QP/PK/AV)
1	*	10580.000	40.21	6.37	46.58	-21.62	68.20	200	155	Peak
2		15870.000	41.09	8.89	49.98	-24.02	74.00	200	152	Peak

Note:

1. " *", means this data is the worst emission level.
2. C.F (Correction Factor) = Antenna Factor (dB/m)+ Cable Loss (dB) – Preamplifier(dB).
3. Measurement (dBuV/m) = Reading(dBuV) + C.F (Correction Factor).
4. The emission levels of other frequencies are very lower than the limit and not show in test report.

EUT	BE3600 Dual-Band Wi-Fi 7 Gaming Router	Date of Test	2025-04-16
Factor	DRH18-E	Temp. / Humidity	21°C /63%
Polarity	Horizontal	Site / Test Engineer	AC2 / Stanley
Test Mode	802.11ax-80MHz_TX_Band3_CH 106_ANT 0+1	Test Voltage	AC 120V/60Hz

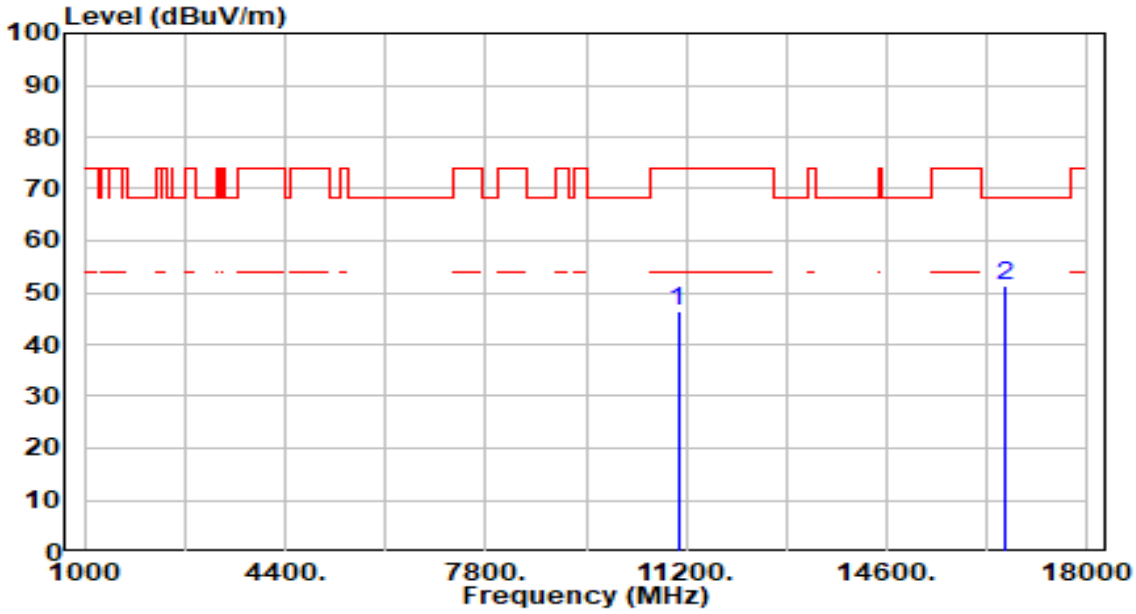

No		Frequency (MHz)	Reading (dBuV)	C.F (dB/m)	Measurement (dBuV/m)	Margin (dB)	Limit (dBuV/m)	Height (cm)	Angle (deg)	Remark (QP/PK/AV)
1		11060.000	39.97	6.44	46.41	-27.59	74.00	200	298	Peak
2	*	16590.000	43.21	8.23	51.44	-16.76	68.20	200	360	Peak

Note:

1. " *", means this data is the worst emission level.
2. C.F (Correction Factor) = Antenna Factor (dB/m)+ Cable Loss (dB) – Preamplifier(dB).
3. Measurement (dBuV/m) = Reading(dBuV) + C.F (Correction Factor).
4. The emission levels of other frequencies are very lower than the limit and not show in test report.

EUT	BE3600 Dual-Band Wi-Fi 7 Gaming Router	Date of Test	2025-04-16
Factor	DRH18-E	Temp. / Humidity	21°C /63%
Polarity	Vertical	Site / Test Engineer	AC2 / Stanley
Test Mode	802.11ax-80MHz_TX_Band3_CH 106_ANT 0+1	Test Voltage	AC 120V/60Hz

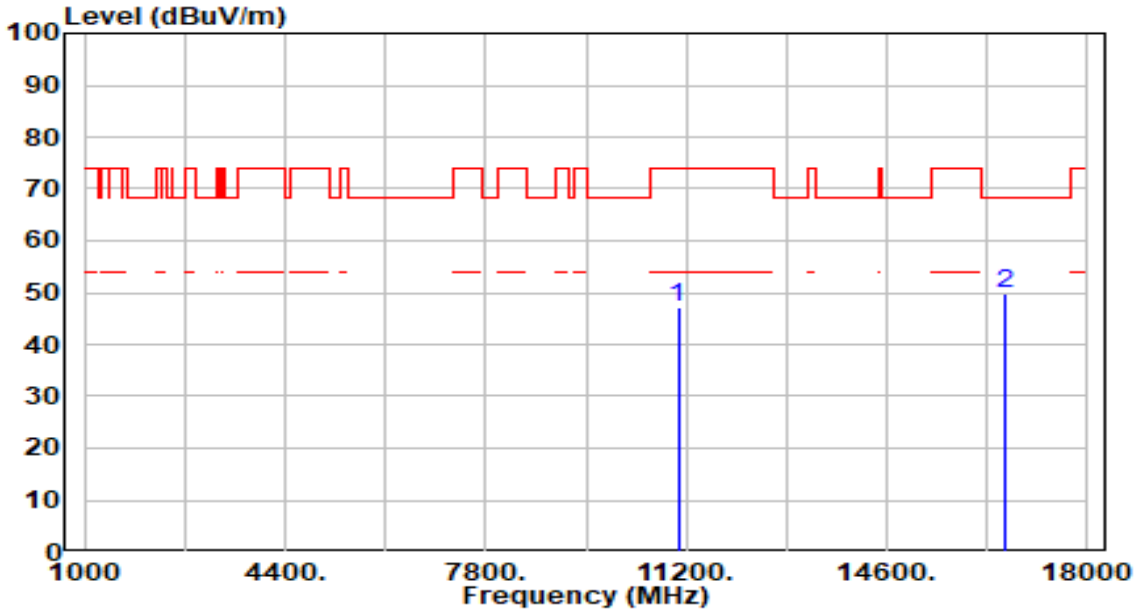

No		Frequency (MHz)	Reading (dBuV)	C.F (dB/m)	Measurement (dBuV/m)	Margin (dB)	Limit (dBuV/m)	Height (cm)	Angle (deg)	Remark (QP/PK/AV)
1		11060.000	40.62	6.44	47.07	-26.93	74.00	200	357	Peak
2	*	16590.000	41.64	8.23	49.87	-18.33	68.20	200	360	Peak

Note:

1. " *", means this data is the worst emission level.
2. C.F (Correction Factor) = Antenna Factor (dB/m)+ Cable Loss (dB) – Preamplifier(dB).
3. Measurement (dBuV/m) = Reading(dBuV) + C.F (Correction Factor).
4. The emission levels of other frequencies are very lower than the limit and not show in test report.

EUT	BE3600 Dual-Band Wi-Fi 7 Gaming Router	Date of Test	2025-04-16
Factor	DRH18-E	Temp. / Humidity	21°C /63%
Polarity	Horizontal	Site / Test Engineer	AC2 / Stanley
Test Mode	802.11ax-80MHz_TX_Band3_CH 122_ANT 0+1	Test Voltage	AC 120V/60Hz

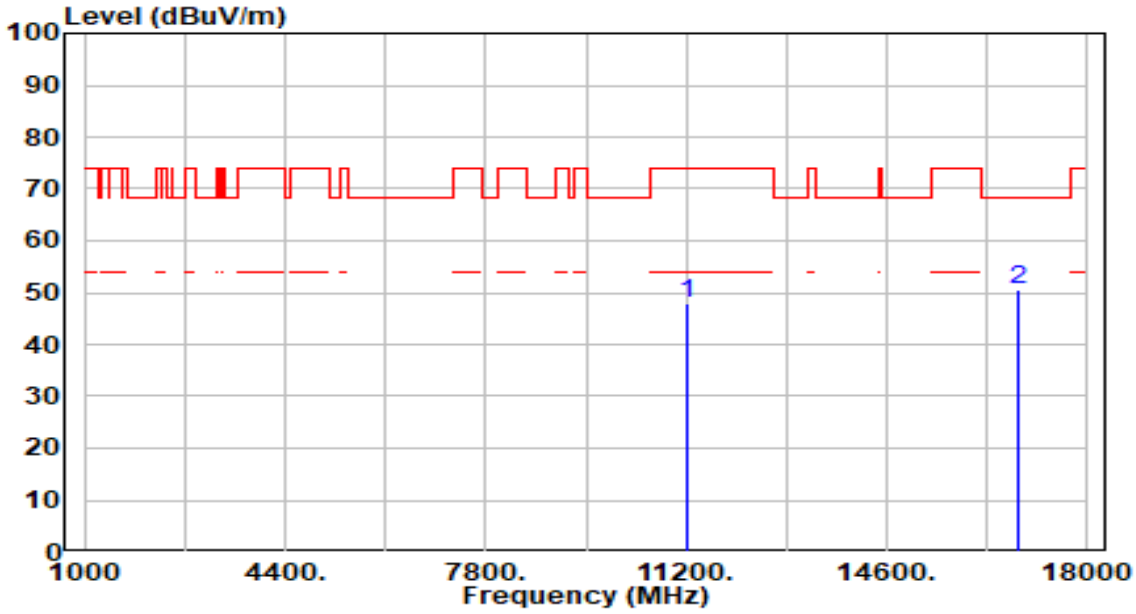

No		Frequency (MHz)	Reading (dBuV)	C.F (dB/m)	Measurement (dBuV/m)	Margin (dB)	Limit (dBuV/m)	Height (cm)	Angle (deg)	Remark (QP/PK/AV)
1		11220.000	40.93	6.92	47.85	-26.15	74.00	200	0	Peak
2	*	16830.000	42.28	8.25	50.53	-17.67	68.20	200	204	Peak

Note:

1. " *", means this data is the worst emission level.
2. C.F (Correction Factor) = Antenna Factor (dB/m)+ Cable Loss (dB) – Preamplifier(dB).
3. Measurement (dBuV/m) = Reading(dBuV) + C.F (Correction Factor).
4. The emission levels of other frequencies are very lower than the limit and not show in test report.

EUT	BE3600 Dual-Band Wi-Fi 7 Gaming Router	Date of Test	2025-04-16
Factor	DRH18-E	Temp. / Humidity	21°C /63%
Polarity	Vertical	Site / Test Engineer	AC2 / Stanley
Test Mode	802.11ax-80MHz_TX_Band3_CH 122_ANT 0+1	Test Voltage	AC 120V/60Hz

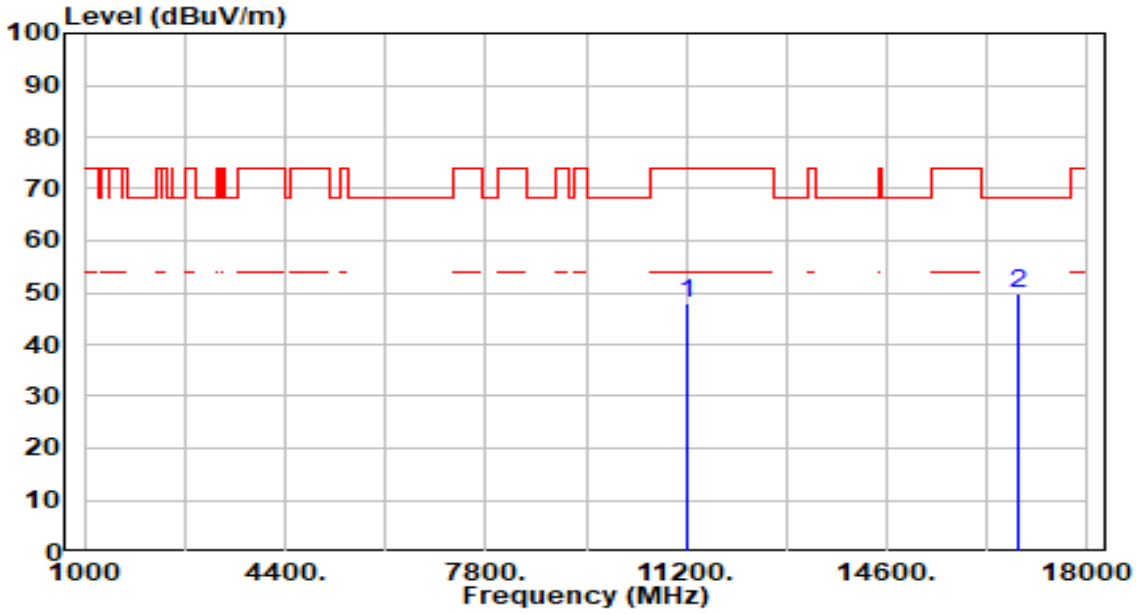

No		Frequency (MHz)	Reading (dBuV)	C.F (dB/m)	Measurement (dBuV/m)	Margin (dB)	Limit (dBuV/m)	Height (cm)	Angle (deg)	Remark (QP/PK/AV)
1		11220.000	40.95	6.92	47.87	-26.13	74.00	200	31	Peak
2	*	16830.000	41.42	8.25	49.67	-18.53	68.20	200	40	Peak

Note:

1. " *", means this data is the worst emission level.
2. C.F (Correction Factor) = Antenna Factor (dB/m)+ Cable Loss (dB) – Preamplifier(dB).
3. Measurement (dBuV/m) = Reading(dBuV) + C.F (Correction Factor).
4. The emission levels of other frequencies are very lower than the limit and not show in test report.

EUT	BE3600 Dual-Band Wi-Fi 7 Gaming Router	Date of Test	2025-04-16
Factor	DRH18-E	Temp. / Humidity	21°C /63%
Polarity	Horizontal	Site / Test Engineer	AC2 / Stanley
Test Mode	802.11ax-80MHz_TX_Band3_CH 138_ANT 0+1	Test Voltage	AC 120V/60Hz

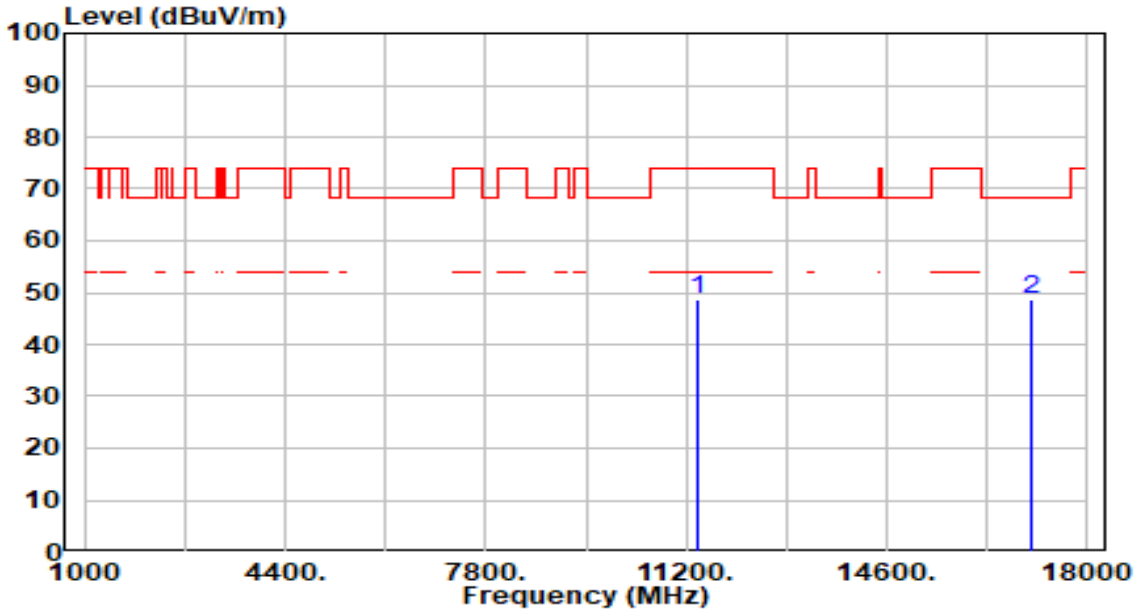

No		Frequency (MHz)	Reading (dBuV)	C.F (dB/m)	Measurement (dBuV/m)	Margin (dB)	Limit (dBuV/m)	Height (cm)	Angle (deg)	Remark (QP/PK/AV)
1		11380.000	41.66	7.12	48.77	-25.23	74.00	200	78	Peak
2	*	17070.000	40.90	7.85	48.75	-19.45	68.20	200	104	Peak

Note:

1. " *", means this data is the worst emission level.
2. C.F (Correction Factor) = Antenna Factor (dB/m)+ Cable Loss (dB) – Preamplifier(dB).
3. Measurement (dBuV/m) = Reading(dBuV) + C.F (Correction Factor).
4. The emission levels of other frequencies are very lower than the limit and not show in test report.

EUT	BE3600 Dual-Band Wi-Fi 7 Gaming Router	Date of Test	2025-04-16
Factor	DRH18-E	Temp. / Humidity	21°C /63%
Polarity	Vertical	Site / Test Engineer	AC2 / Stanley
Test Mode	802.11ax-80MHz_TX_Band3_CH 138_ANT 0+1	Test Voltage	AC 120V/60Hz

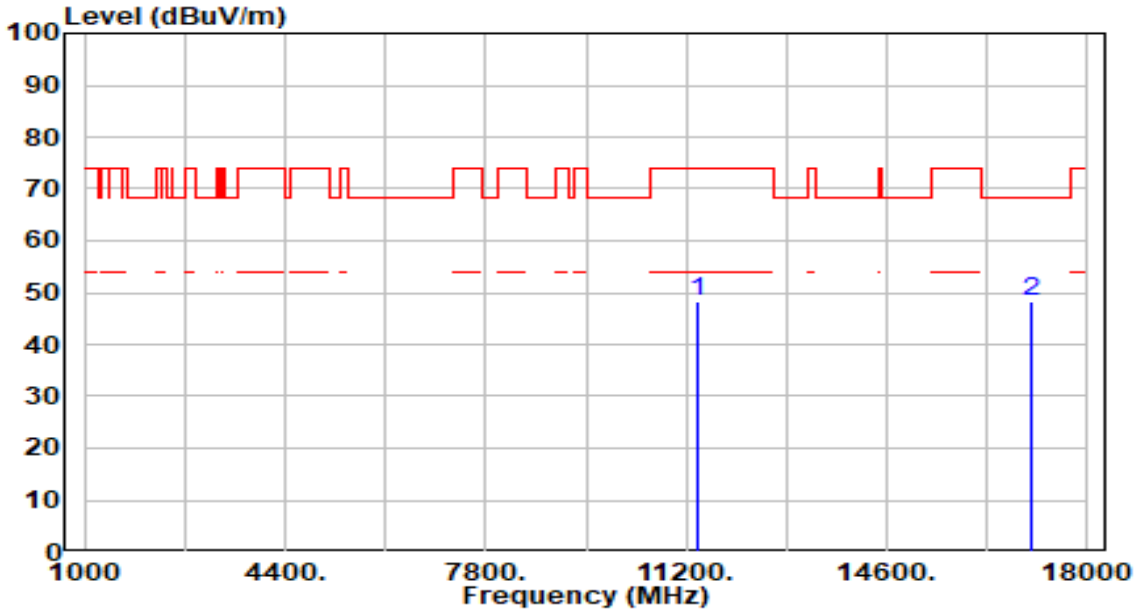

No		Frequency (MHz)	Reading (dBuV)	C.F (dB/m)	Measurement (dBuV/m)	Margin (dB)	Limit (dBuV/m)	Height (cm)	Angle (deg)	Remark (QP/PK/AV)
1		11380.000	41.10	7.12	48.21	-25.79	74.00	200	293	Peak
2	*	17070.000	40.31	7.85	48.15	-20.05	68.20	200	200	Peak

Note:

1. " *", means this data is the worst emission level.
2. C.F (Correction Factor) = Antenna Factor (dB/m)+ Cable Loss (dB) – Preamplifier(dB).
3. Measurement (dBuV/m) = Reading(dBuV) + C.F (Correction Factor).
4. The emission levels of other frequencies are very lower than the limit and not show in test report.

EUT	BE3600 Dual-Band Wi-Fi 7 Gaming Router	Date of Test	2025-04-16
Factor	DRH18-E	Temp. / Humidity	21°C /63%
Polarity	Horizontal	Site / Test Engineer	AC2 / Stanley
Test Mode	802.11ax-80MHz_TX_Band4_CH 155_ANT 0+1	Test Voltage	AC 120V/60Hz

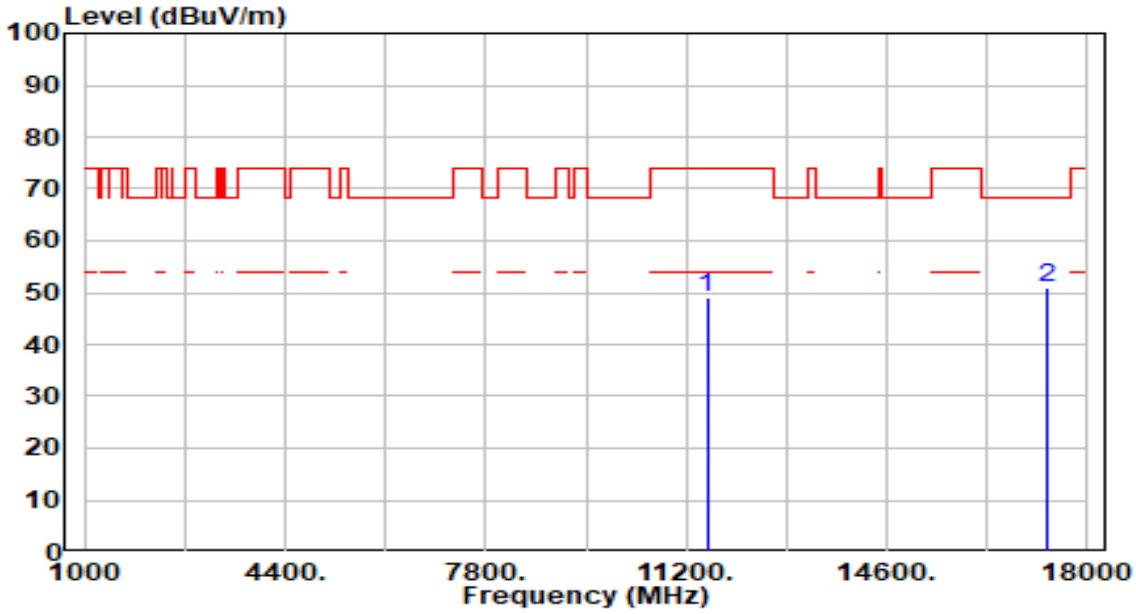

No		Frequency (MHz)	Reading (dBuV)	C.F (dB/m)	Measurement (dBuV/m)	Margin (dB)	Limit (dBuV/m)	Height (cm)	Angle (deg)	Remark (QP/PK/AV)
1		11550.000	41.75	7.23	48.97	-25.03	74.00	200	65	Peak
2	*	17325.000	43.41	7.35	50.76	-17.44	68.20	200	360	Peak

Note:

1. " *", means this data is the worst emission level.
2. C.F (Correction Factor) = Antenna Factor (dB/m)+ Cable Loss (dB) – Preamplifier(dB).
3. Measurement (dBuV/m) = Reading(dBuV) + C.F (Correction Factor).
4. The emission levels of other frequencies are very lower than the limit and not show in test report.

EUT	BE3600 Dual-Band Wi-Fi 7 Gaming Router	Date of Test	2025-04-16
Factor	DRH18-E	Temp. / Humidity	21°C /63%
Polarity	Vertical	Site / Test Engineer	AC2 / Stanley
Test Mode	802.11ax-80MHz_TX_Band4_CH 155_ANT 0+1	Test Voltage	AC 120V/60Hz

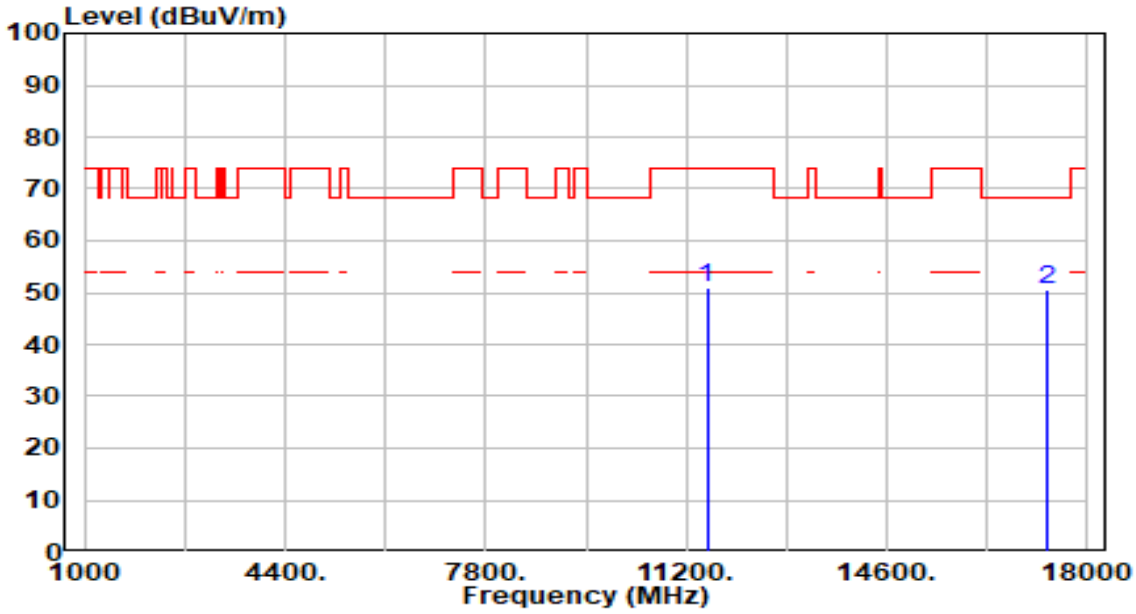

No		Frequency (MHz)	Reading (dBuV)	C.F (dB/m)	Measurement (dBuV/m)	Margin (dB)	Limit (dBuV/m)	Height (cm)	Angle (deg)	Remark (QP/PK/AV)
1		11550.000	43.68	7.23	50.91	-23.09	74.00	200	137	Peak
2	*	17325.000	43.28	7.35	50.63	-17.57	68.20	200	177	Peak

Note:

1. " *", means this data is the worst emission level.
2. C.F (Correction Factor) = Antenna Factor (dB/m)+ Cable Loss (dB) – Preamplifier(dB).
3. Measurement (dBuV/m) = Reading(dBuV) + C.F (Correction Factor).
4. The emission levels of other frequencies are very lower than the limit and not show in test report.

EUT	BE3600 Dual-Band Wi-Fi 7 Gaming Router	Date of Test	2025-04-16
Factor	DRH18-E	Temp. / Humidity	21°C /63%
Polarity	Horizontal	Site / Test Engineer	AC2 / Stanley
Test Mode	802.11ax-160MHz_TX_Band1,2_CH 50_ANT 0+1	Test Voltage	AC 120V/60Hz

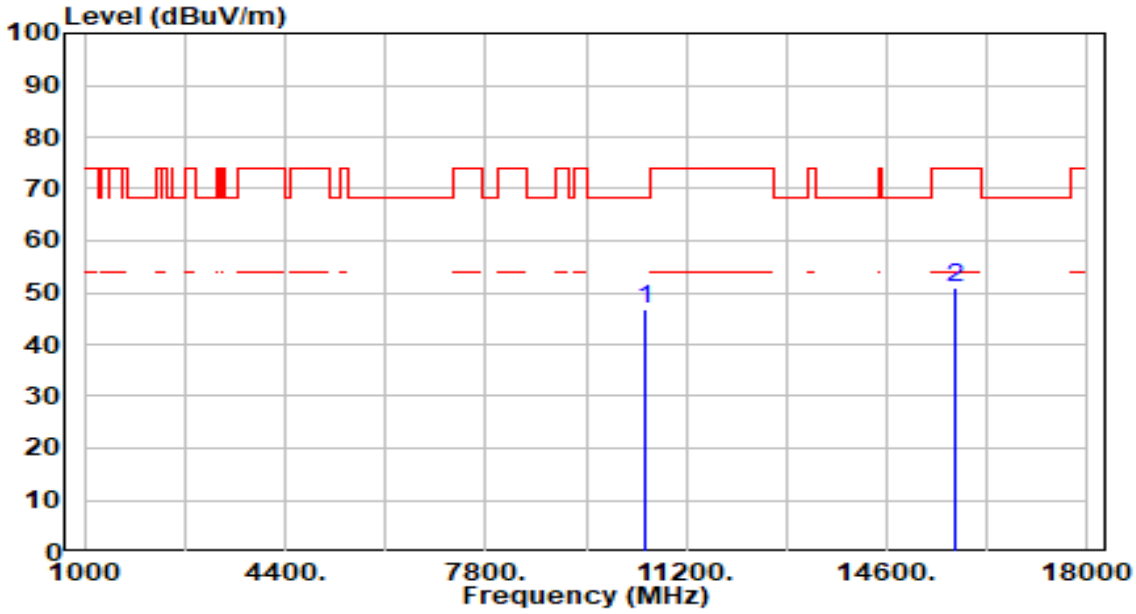

No		Frequency (MHz)	Reading (dBuV)	C.F (dB/m)	Measurement (dBuV/m)	Margin (dB)	Limit (dBuV/m)	Height (cm)	Angle (deg)	Remark (QP/PK/AV)
1	*	10500.000	40.33	6.42	46.76	-21.44	68.20	200	51	Peak
2		15750.000	42.30	8.67	50.97	-23.03	74.00	200	17	Peak

Note:

1. " *", means this data is the worst emission level.
2. C.F (Correction Factor) = Antenna Factor (dB/m)+ Cable Loss (dB) – Preamplifier(dB).
3. Measurement (dBuV/m) = Reading(dBuV) + C.F (Correction Factor).
4. The emission levels of other frequencies are very lower than the limit and not show in test report.

EUT	BE3600 Dual-Band Wi-Fi 7 Gaming Router	Date of Test	2025-04-16
Factor	DRH18-E	Temp. / Humidity	21°C /63%
Polarity	Vertical	Site / Test Engineer	AC2 / Stanley
Test Mode	802.11ax-160MHz_TX_Band1,2_CH 50_ANT 0+1	Test Voltage	AC 120V/60Hz

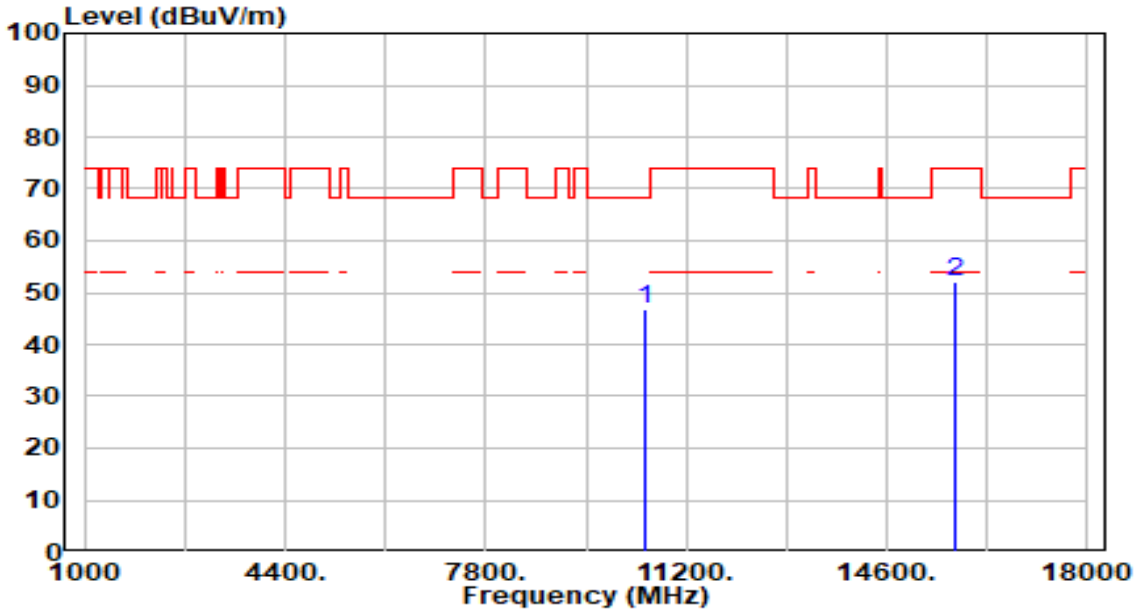

No		Frequency (MHz)	Reading (dBuV)	C.F (dB/m)	Measurement (dBuV/m)	Margin (dB)	Limit (dBuV/m)	Height (cm)	Angle (deg)	Remark (QP/PK/AV)
1	*	10500.000	40.45	6.42	46.87	-21.33	68.20	200	221	Peak
2		15750.000	43.45	8.67	52.12	-21.88	74.00	200	238	Peak

Note:

1. " *", means this data is the worst emission level.
2. C.F (Correction Factor) = Antenna Factor (dB/m)+ Cable Loss (dB) – Preamplifier(dB).
3. Measurement (dBuV/m) = Reading(dBuV) + C.F (Correction Factor).
4. The emission levels of other frequencies are very lower than the limit and not show in test report.

EUT	BE3600 Dual-Band Wi-Fi 7 Gaming Router	Date of Test	2025-04-16
Factor	DRH18-E	Temp. / Humidity	21°C /63%
Polarity	Horizontal	Site / Test Engineer	AC2 / Stanley
Test Mode	802.11ax-160MHz_TX_Band3_CH 114_ANT 0+1	Test Voltage	AC 120V/60Hz

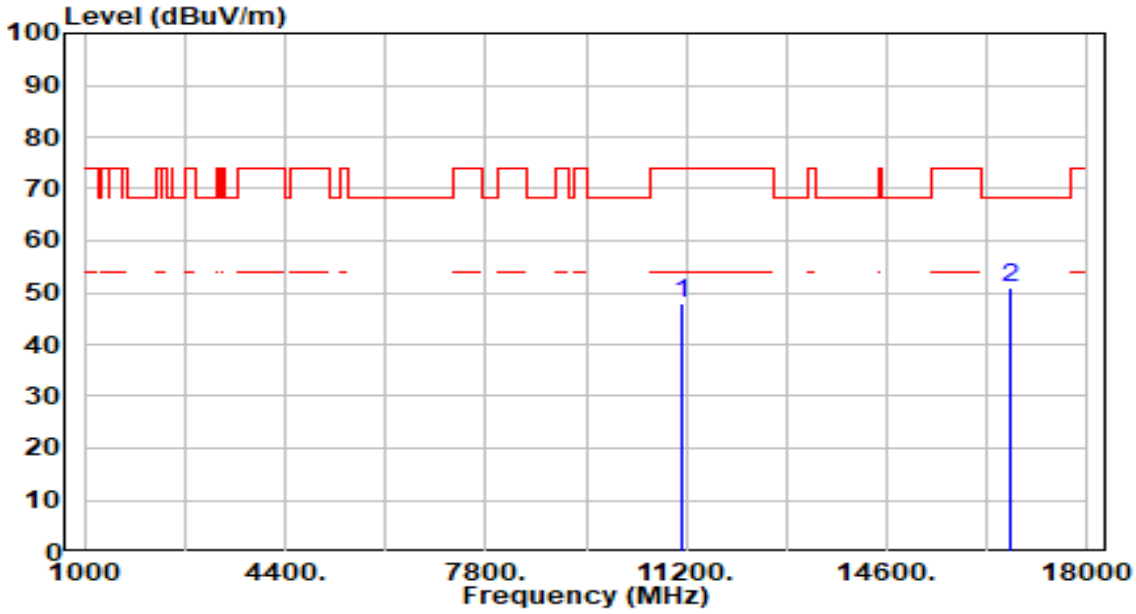

No		Frequency (MHz)	Reading (dBuV)	C.F (dB/m)	Measurement (dBuV/m)	Margin (dB)	Limit (dBuV/m)	Height (cm)	Angle (deg)	Remark (QP/PK/AV)
1		11140.000	41.24	6.69	47.93	-26.07	74.00	200	303	Peak
2	*	16710.000	42.65	8.25	50.90	-17.30	68.20	200	265	Peak

Note:

1. " *", means this data is the worst emission level.
2. C.F (Correction Factor) = Antenna Factor (dB/m)+ Cable Loss (dB) – Preamplifier(dB).
3. Measurement (dBuV/m) = Reading(dBuV) + C.F (Correction Factor).
4. The emission levels of other frequencies are very lower than the limit and not show in test report.

EUT	BE3600 Dual-Band Wi-Fi 7 Gaming Router	Date of Test	2025-04-16
Factor	DRH18-E	Temp. / Humidity	21°C /63%
Polarity	Vertical	Site / Test Engineer	AC2 / Stanley
Test Mode	802.11ax-160MHz_TX_Band3_CH 114_ANT 0+1	Test Voltage	AC 120V/60Hz

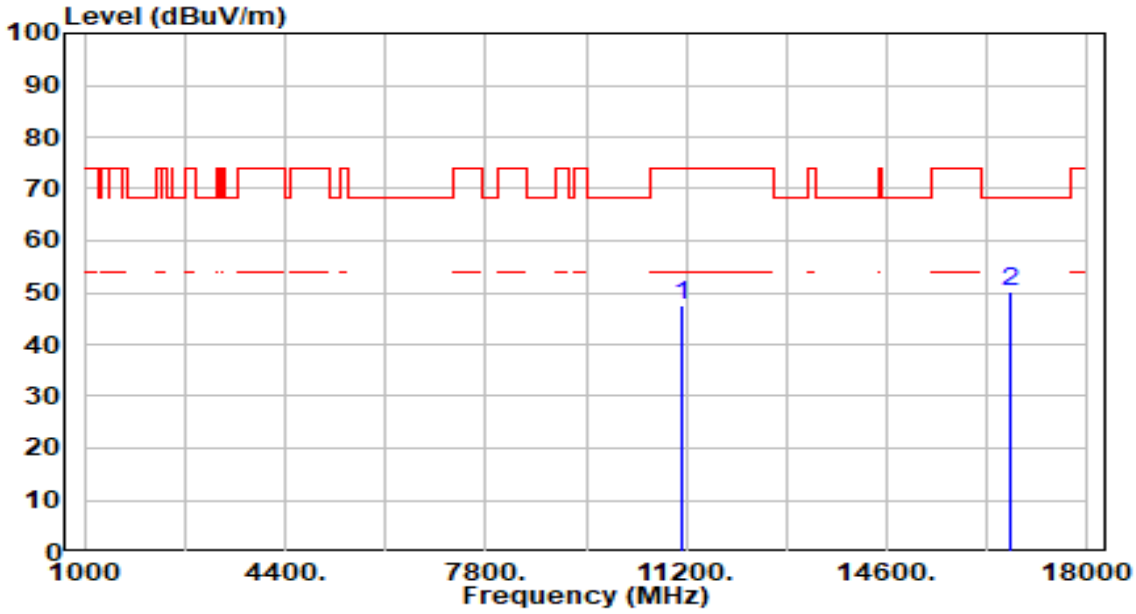

No		Frequency (MHz)	Reading (dBuV)	C.F (dB/m)	Measurement (dBuV/m)	Margin (dB)	Limit (dBuV/m)	Height (cm)	Angle (deg)	Remark (QP/PK/AV)
1		11140.000	40.77	6.69	47.46	-26.54	74.00	200	71	Peak
2	*	16710.000	42.00	8.25	50.25	-17.95	68.20	200	86	Peak

Note:

1. " *", means this data is the worst emission level.
2. C.F (Correction Factor) = Antenna Factor (dB/m)+ Cable Loss (dB) – Preamplifier(dB).
3. Measurement (dBuV/m) = Reading(dBuV) + C.F (Correction Factor).
4. The emission levels of other frequencies are very lower than the limit and not show in test report.

EUT	BE3600 Dual-Band Wi-Fi 7 Gaming Router	Date of Test	2025-04-16
Factor	DRH18-E	Temp. / Humidity	21°C /63%
Polarity	Horizontal	Site / Test Engineer	AC2 / Stanley
Test Mode	802.11be-20MHz_TX_Band1_CH 36_ANT 0+1	Test Voltage	AC 120V/60Hz

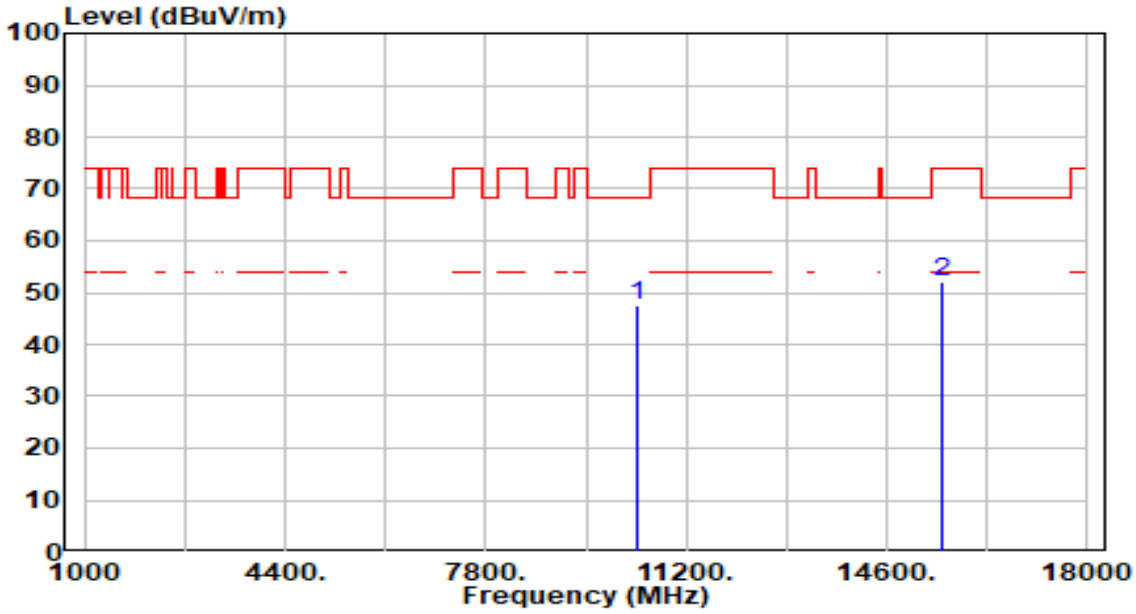

No		Frequency (MHz)	Reading (dBuV)	C.F (dB/m)	Measurement (dBuV/m)	Margin (dB)	Limit (dBuV/m)	Height (cm)	Angle (deg)	Remark (QP/PK/AV)
1	*	10360.000	41.13	6.57	47.69	-20.51	68.20	200	0	Peak
2		15540.000	43.53	8.43	51.96	-22.04	74.00	200	186	Peak

Note:

1. " *", means this data is the worst emission level.
2. C.F (Correction Factor) = Antenna Factor (dB/m)+ Cable Loss (dB) – Preamplifier(dB).
3. Measurement (dBuV/m) = Reading(dBuV) + C.F (Correction Factor).
4. The emission levels of other frequencies are very lower than the limit and not show in test report.

EUT	BE3600 Dual-Band Wi-Fi 7 Gaming Router	Date of Test	2025-04-16
Factor	DRH18-E	Temp. / Humidity	21°C /63%
Polarity	Vertical	Site / Test Engineer	AC2 / Stanley
Test Mode	802.11be-20MHz_TX_Band1_CH 36_ANT 0+1	Test Voltage	AC 120V/60Hz

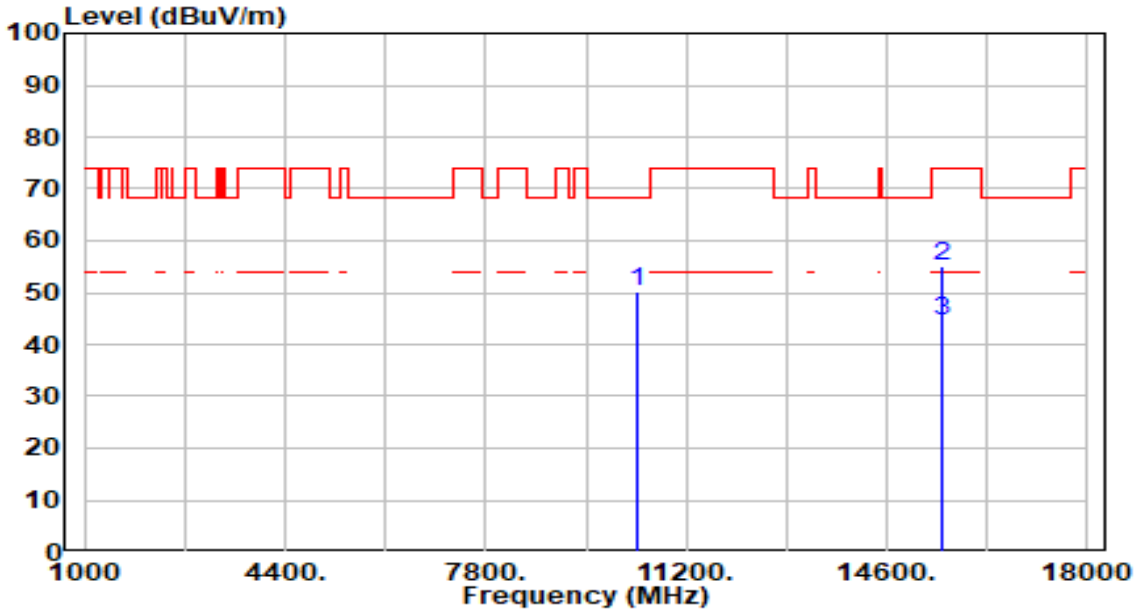

No		Frequency (MHz)	Reading (dBuV)	C.F (dB/m)	Measurement (dBuV/m)	Margin (dB)	Limit (dBuV/m)	Height (cm)	Angle (deg)	Remark (QP/PK/AV)
1	*	10360.000	43.69	6.57	50.26	-17.94	68.20	200	0	Peak
2		15540.000	46.71	8.43	55.15	-18.85	74.00	200	172	Peak
3	*	15540.000	36.11	8.43	44.55	-9.45	54.00	200	172	Average

Note:

1. " *", means this data is the worst emission level.
2. C.F (Correction Factor) = Antenna Factor (dB/m) + Cable Loss (dB) – Preamplifier(dB).
3. Measurement (dBuV/m) = Reading(dBuV) + C.F (Correction Factor).
4. The emission levels of other frequencies are very lower than the limit and not show in test report.

EUT	BE3600 Dual-Band Wi-Fi 7 Gaming Router	Date of Test	2025-04-16
Factor	DRH18-E	Temp. / Humidity	21°C /63%
Polarity	Horizontal	Site / Test Engineer	AC2 / Stanley
Test Mode	802.11be-20MHz_TX_Band1_CH 40_ANT 0+1	Test Voltage	AC 120V/60Hz

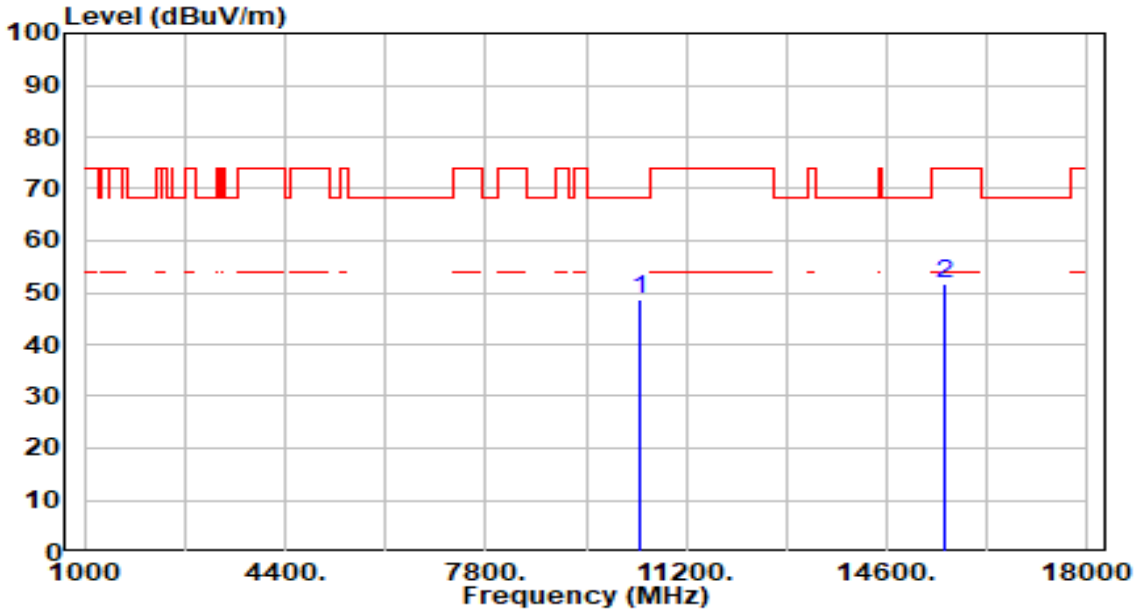

No		Frequency (MHz)	Reading (dBuV)	C.F (dB/m)	Measurement (dBuV/m)	Margin (dB)	Limit (dBuV/m)	Height (cm)	Angle (deg)	Remark (QP/PK/AV)
1	*	10400.000	42.27	6.53	48.80	-19.40	68.20	200	51	Peak
2		15600.000	43.51	8.32	51.84	-22.16	74.00	200	166	Peak

Note:

1. " *", means this data is the worst emission level.
2. C.F (Correction Factor) = Antenna Factor (dB/m)+ Cable Loss (dB) – Preamplifier(dB).
3. Measurement (dBuV/m) = Reading(dBuV) + C.F (Correction Factor).
4. The emission levels of other frequencies are very lower than the limit and not show in test report.

EUT	BE3600 Dual-Band Wi-Fi 7 Gaming Router	Date of Test	2025-04-16
Factor	DRH18-E	Temp. / Humidity	21°C /63%
Polarity	Vertical	Site / Test Engineer	AC2 / Stanley
Test Mode	802.11be-20MHz_TX_Band1_CH 40_ANT 0+1	Test Voltage	AC 120V/60Hz

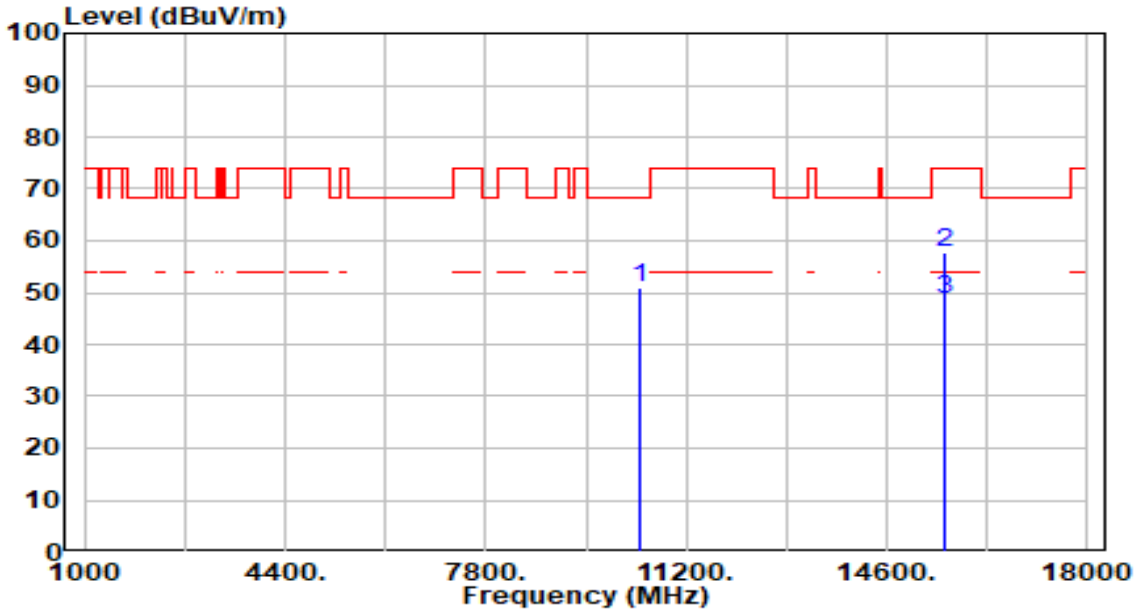

No		Frequency (MHz)	Reading (dBuV)	C.F (dB/m)	Measurement (dBuV/m)	Margin (dB)	Limit (dBuV/m)	Height (cm)	Angle (deg)	Remark (QP/PK/AV)
1		10400.000	44.42	6.53	50.95	-17.25	68.20	200	1	Peak
2	*	15600.000	49.29	8.32	57.62	-16.38	74.00	200	155	Peak
3	*	15600.000	40.49	8.32	48.82	-5.18	54.00	200	155	Average

Note:

1. " *", means this data is the worst emission level.
2. C.F (Correction Factor) = Antenna Factor (dB/m) + Cable Loss (dB) – Preamplifier(dB).
3. Measurement (dBuV/m) = Reading(dBuV) + C.F (Correction Factor).
4. The emission levels of other frequencies are very lower than the limit and not show in test report.

EUT	BE3600 Dual-Band Wi-Fi 7 Gaming Router	Date of Test	2025-04-16
Factor	DRH18-E	Temp. / Humidity	21°C /63%
Polarity	Horizontal	Site / Test Engineer	AC2 / Stanley
Test Mode	802.11be-20MHz_TX_Band1_CH 48_ANT 0+1	Test Voltage	AC 120V/60Hz

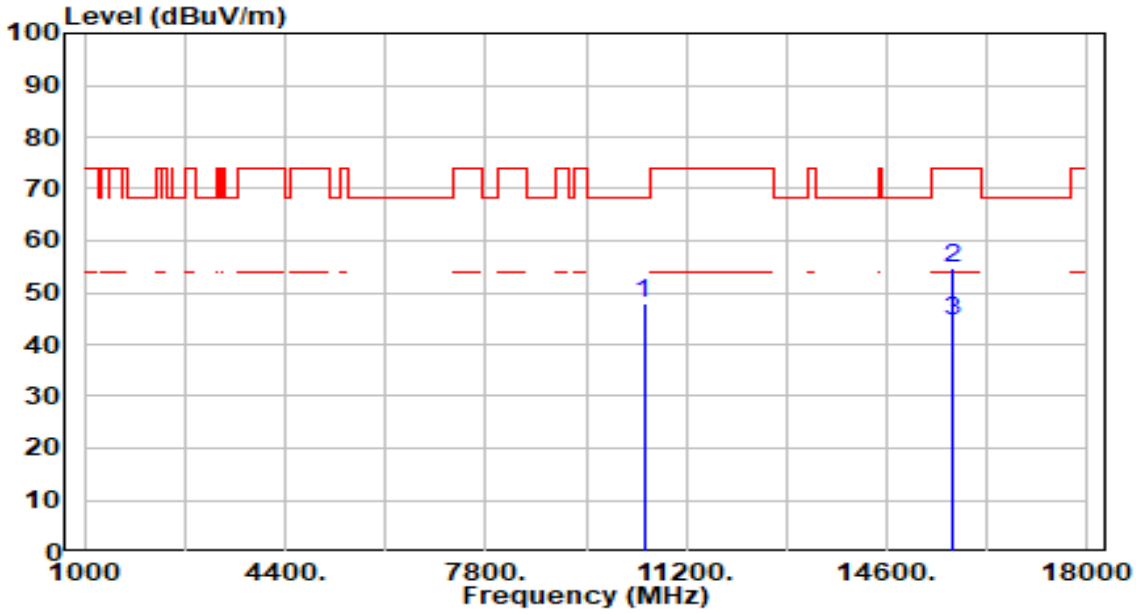

No		Frequency (MHz)	Reading (dBuV)	C.F (dB/m)	Measurement (dBuV/m)	Margin (dB)	Limit (dBuV/m)	Height (cm)	Angle (deg)	Remark (QP/PK/AV)
1		10480.000	41.30	6.45	47.75	-20.45	68.20	200	139	Peak
2	*	15720.000	45.94	8.62	54.56	-19.44	74.00	200	151	Peak
3	*	15720.000	35.94	8.62	44.56	-9.44	54.00	200	151	Average

Note:

1. " *", means this data is the worst emission level.
2. C.F (Correction Factor) = Antenna Factor (dB/m)+ Cable Loss (dB) – Preamplifier(dB).
3. Measurement (dBuV/m) = Reading(dBuV) + C.F (Correction Factor).
4. The emission levels of other frequencies are very lower than the limit and not show in test report.

EUT	BE3600 Dual-Band Wi-Fi 7 Gaming Router	Date of Test	2025-04-16
Factor	DRH18-E	Temp. / Humidity	21°C /63%
Polarity	Vertical	Site / Test Engineer	AC2 / Stanley
Test Mode	802.11be-20MHz_TX_Band1_CH 48_ANT 0+1	Test Voltage	AC 120V/60Hz

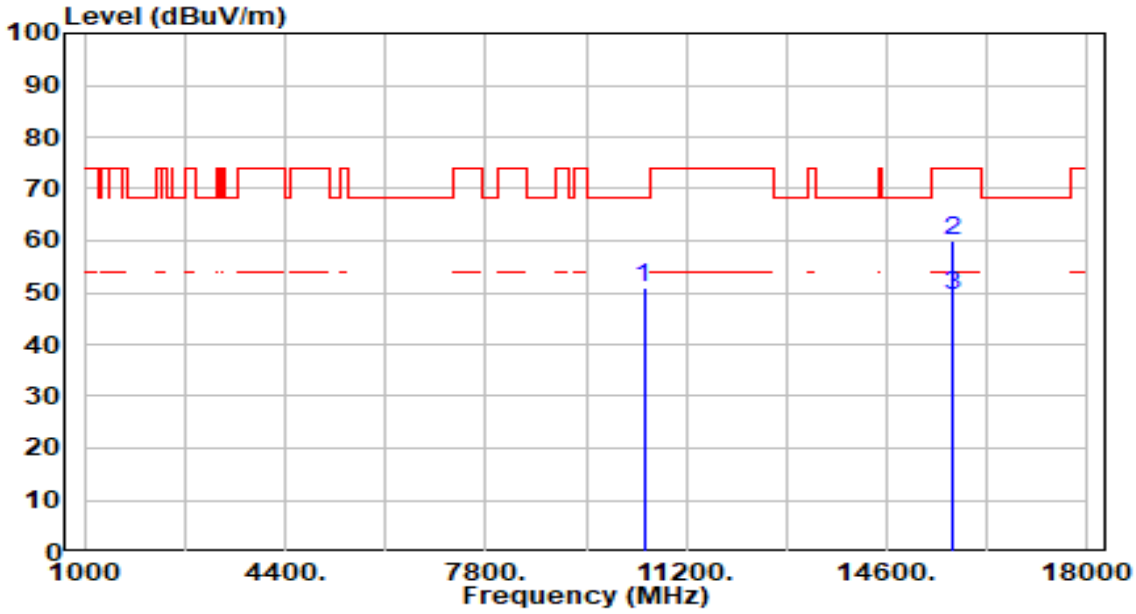

No		Frequency (MHz)	Reading (dBuV)	C.F (dB/m)	Measurement (dBuV/m)	Margin (dB)	Limit (dBuV/m)	Height (cm)	Angle (deg)	Remark (QP/PK/AV)
1		10480.000	44.48	6.45	50.92	-17.28	68.20	200	360	Peak
2	*	15720.000	51.31	8.62	59.93	-14.07	74.00	200	166	Peak
3	*	15720.000	40.91	8.62	49.53	-4.47	54.00	200	166	Average

Note:

1. " *", means this data is the worst emission level.
2. C.F (Correction Factor) = Antenna Factor (dB/m) + Cable Loss (dB) – Preamplifier(dB).
3. Measurement (dBuV/m) = Reading(dBuV) + C.F (Correction Factor).
4. The emission levels of other frequencies are very lower than the limit and not show in test report.

EUT	BE3600 Dual-Band Wi-Fi 7 Gaming Router	Date of Test	2025-04-16
Factor	DRH18-E	Temp. / Humidity	21°C /63%
Polarity	Horizontal	Site / Test Engineer	AC2 / Stanley
Test Mode	802.11be-20MHz_TX_Band2_CH 52_ANT 0+1	Test Voltage	AC 120V/60Hz

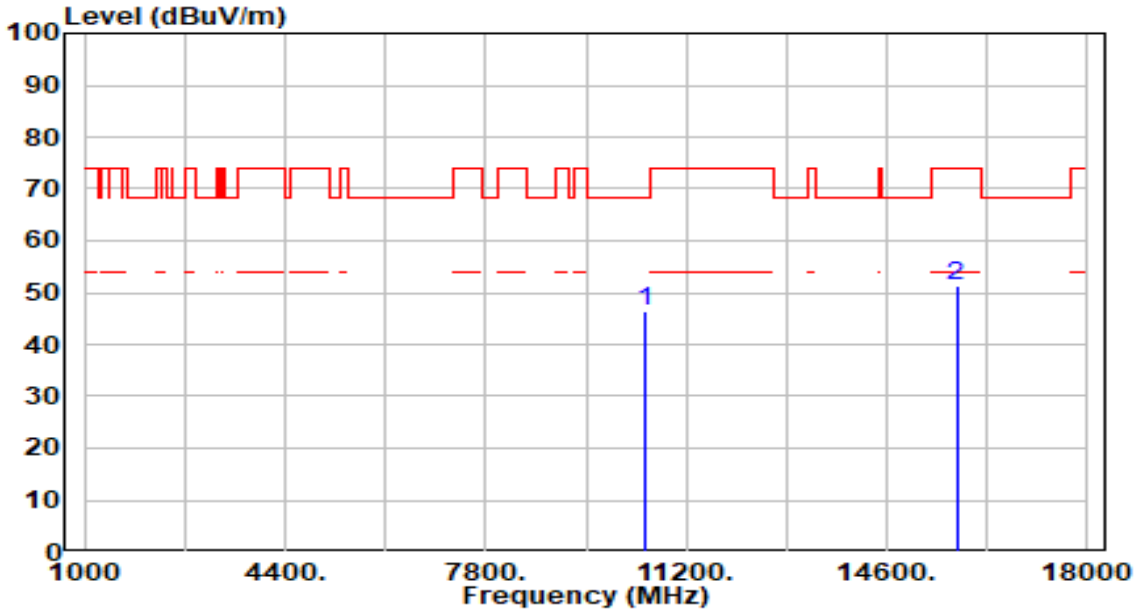

No		Frequency (MHz)	Reading (dBuV)	C.F (dB/m)	Measurement (dBuV/m)	Margin (dB)	Limit (dBuV/m)	Height (cm)	Angle (deg)	Remark (QP/PK/AV)
1	*	10520.000	40.15	6.41	46.56	-21.64	68.20	200	2	Peak
2		15780.000	42.60	8.73	51.33	-22.67	74.00	200	0	Peak

Note:

1. " *", means this data is the worst emission level.
2. C.F (Correction Factor) = Antenna Factor (dB/m)+ Cable Loss (dB) – Preamplifier(dB).
3. Measurement (dBuV/m) = Reading(dBuV) + C.F (Correction Factor).
4. The emission levels of other frequencies are very lower than the limit and not show in test report.

EUT	BE3600 Dual-Band Wi-Fi 7 Gaming Router	Date of Test	2025-04-16
Factor	DRH18-E	Temp. / Humidity	21°C /63%
Polarity	Vertical	Site / Test Engineer	AC2 / Stanley
Test Mode	802.11be-20MHz_TX_Band2_CH 52_ANT 0+1	Test Voltage	AC 120V/60Hz

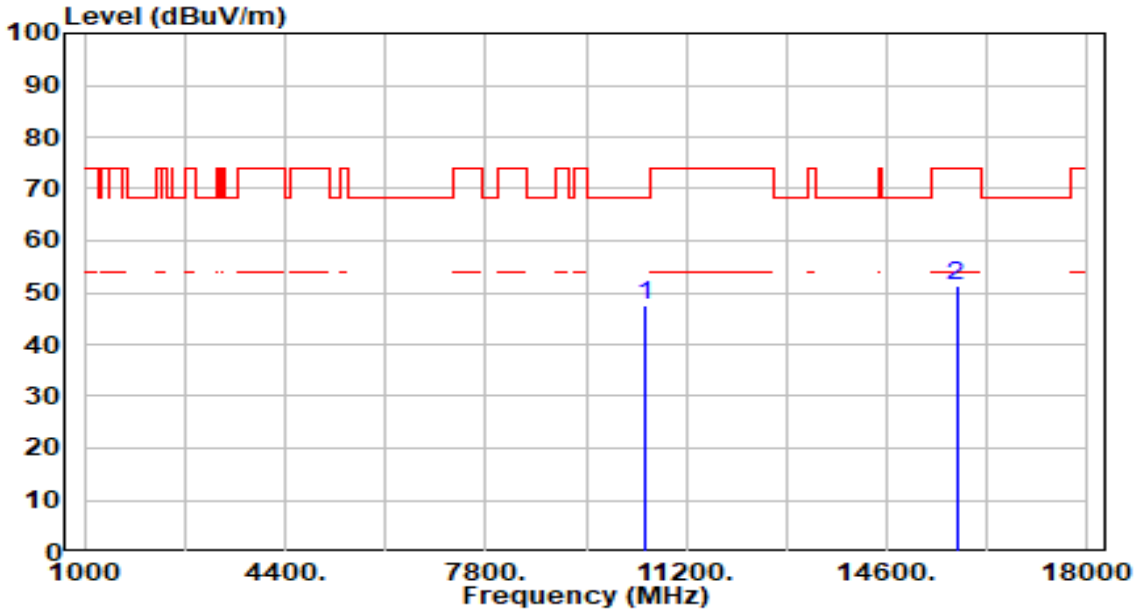

No		Frequency (MHz)	Reading (dBuV)	C.F (dB/m)	Measurement (dBuV/m)	Margin (dB)	Limit (dBuV/m)	Height (cm)	Angle (deg)	Remark (QP/PK/AV)
1	*	10520.000	41.16	6.41	47.57	-20.63	68.20	200	131	Peak
2		15780.000	42.63	8.73	51.36	-22.64	74.00	200	154	Peak

Note:

1. " *", means this data is the worst emission level.
2. C.F (Correction Factor) = Antenna Factor (dB/m)+ Cable Loss (dB) – Preamplifier(dB).
3. Measurement (dBuV/m) = Reading(dBuV) + C.F (Correction Factor).
4. The emission levels of other frequencies are very lower than the limit and not show in test report.

EUT	BE3600 Dual-Band Wi-Fi 7 Gaming Router	Date of Test	2025-04-16
Factor	DRH18-E	Temp. / Humidity	21°C /63%
Polarity	Horizontal	Site / Test Engineer	AC2 / Stanley
Test Mode	802.11be-20MHz_TX_Band2_CH 60_ANT 0+1	Test Voltage	AC 120V/60Hz

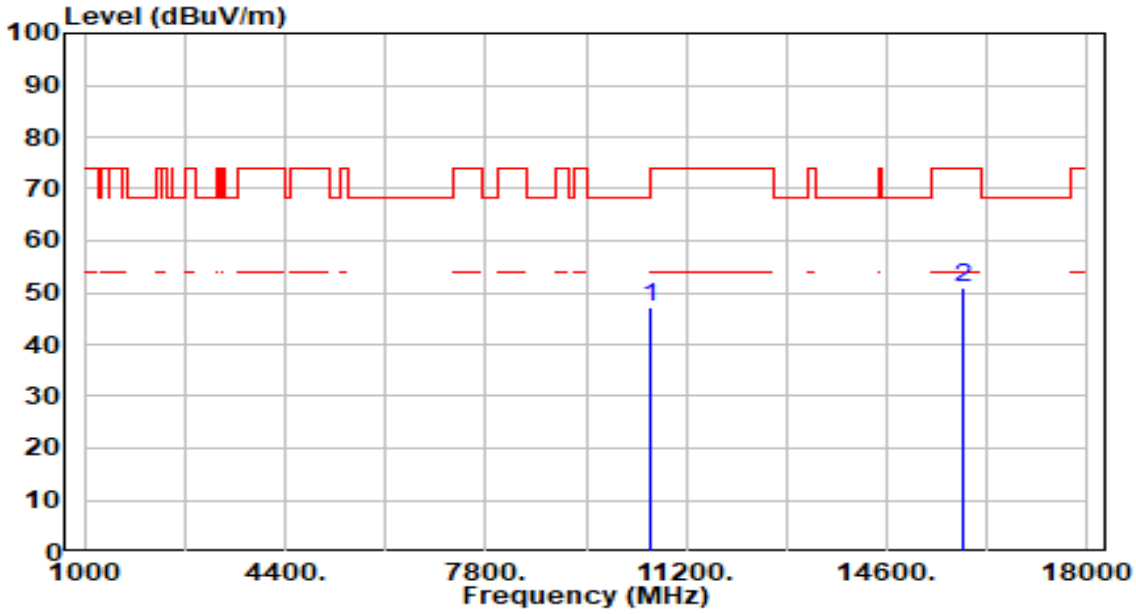

No		Frequency (MHz)	Reading (dBuV)	C.F (dB/m)	Measurement (dBuV/m)	Margin (dB)	Limit (dBuV/m)	Height (cm)	Angle (deg)	Remark (QP/PK/AV)
1	*	10600.000	40.75	6.36	47.10	-21.10	68.20	200	330	Peak
2		15900.000	41.97	8.94	50.91	-23.09	74.00	200	312	Peak

Note:

1. " *", means this data is the worst emission level.
2. C.F (Correction Factor) = Antenna Factor (dB/m)+ Cable Loss (dB) – Preamplifier(dB).
3. Measurement (dBuV/m) = Reading(dBuV) + C.F (Correction Factor).
4. The emission levels of other frequencies are very lower than the limit and not show in test report.

EUT	BE3600 Dual-Band Wi-Fi 7 Gaming Router	Date of Test	2025-04-16
Factor	DRH18-E	Temp. / Humidity	21°C /63%
Polarity	Vertical	Site / Test Engineer	AC2 / Stanley
Test Mode	802.11be-20MHz_TX_Band2_CH 60_ANT 0+1	Test Voltage	AC 120V/60Hz

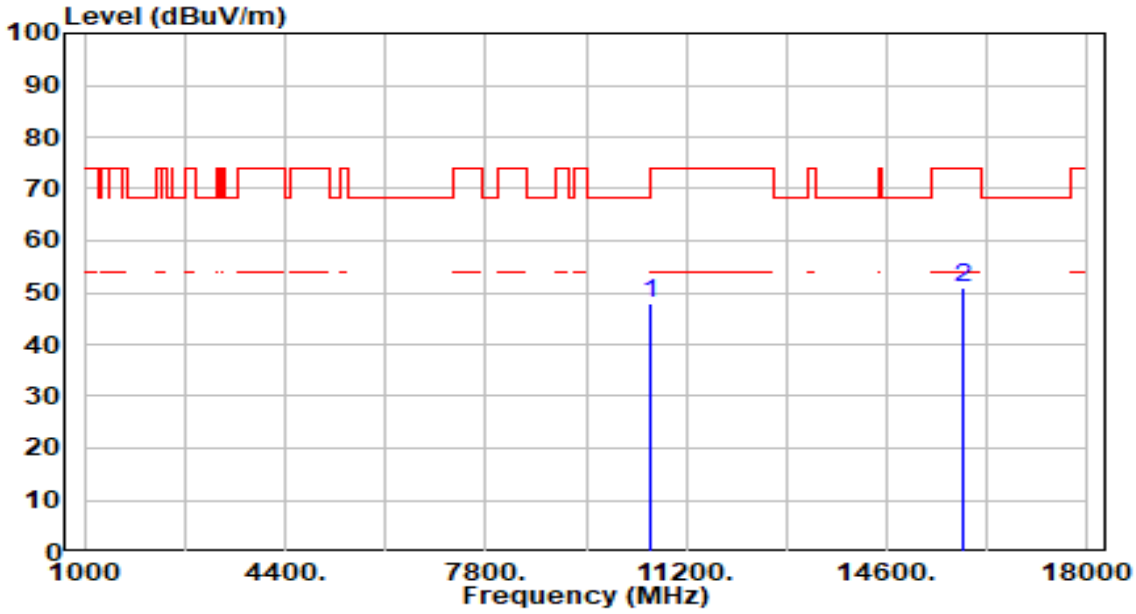

No		Frequency (MHz)	Reading (dBuV)	C.F (dB/m)	Measurement (dBuV/m)	Margin (dB)	Limit (dBuV/m)	Height (cm)	Angle (deg)	Remark (QP/PK/AV)
1	*	10600.000	41.51	6.36	47.86	-20.34	68.20	200	321	Peak
2		15900.000	41.94	8.94	50.88	-23.12	74.00	200	338	Peak

Note:

1. " *", means this data is the worst emission level.
2. C.F (Correction Factor) = Antenna Factor (dB/m)+ Cable Loss (dB) – Preamplifier(dB).
3. Measurement (dBuV/m) = Reading(dBuV) + C.F (Correction Factor).
4. The emission levels of other frequencies are very lower than the limit and not show in test report.

EUT	BE3600 Dual-Band Wi-Fi 7 Gaming Router	Date of Test	2025-04-16
Factor	DRH18-E	Temp. / Humidity	21°C /63%
Polarity	Horizontal	Site / Test Engineer	AC2 / Stanley
Test Mode	802.11be-20MHz_TX_Band2_CH 64_ANT 0+1	Test Voltage	AC 120V/60Hz

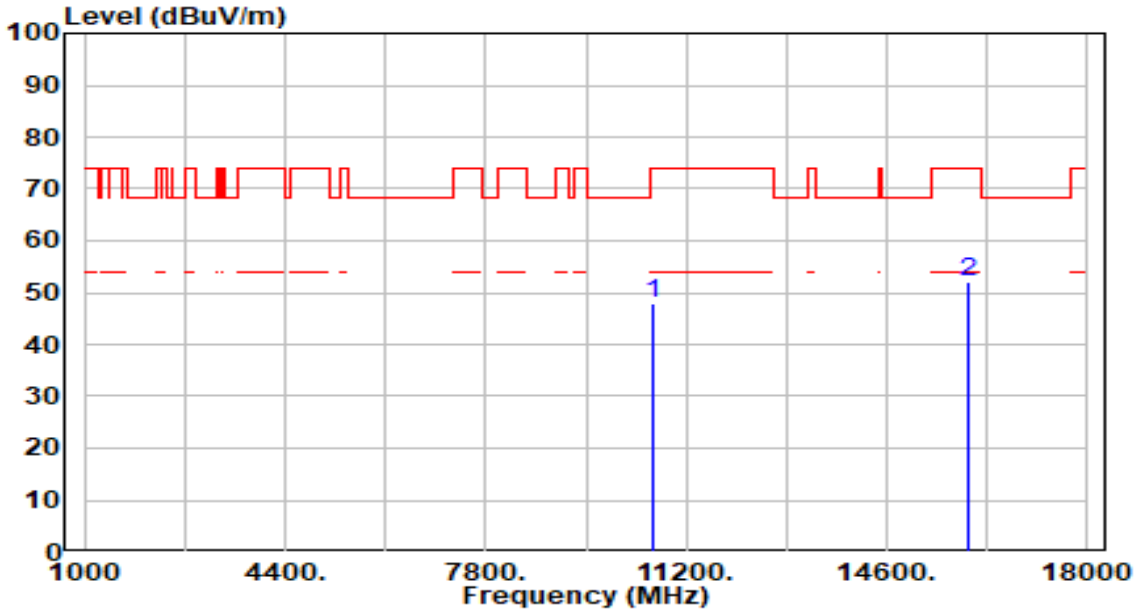

No		Frequency (MHz)	Reading (dBuV)	C.F (dB/m)	Measurement (dBuV/m)	Margin (dB)	Limit (dBuV/m)	Height (cm)	Angle (deg)	Remark (QP/PK/AV)
1		10640.000	41.34	6.40	47.74	-26.26	74.00	200	86	Peak
2	*	15960.000	43.07	8.95	52.02	-21.98	74.00	200	127	Peak

Note:

1. " *", means this data is the worst emission level.
2. C.F (Correction Factor) = Antenna Factor (dB/m)+ Cable Loss (dB) – Preamplifier(dB).
3. Measurement (dBuV/m) = Reading(dBuV) + C.F (Correction Factor).
4. The emission levels of other frequencies are very lower than the limit and not show in test report.

EUT	BE3600 Dual-Band Wi-Fi 7 Gaming Router	Date of Test	2025-04-16
Factor	DRH18-E	Temp. / Humidity	21°C /63%
Polarity	Vertical	Site / Test Engineer	AC2 / Stanley
Test Mode	802.11be-20MHz_TX_Band2_CH 64_ANT 0+1	Test Voltage	AC 120V/60Hz

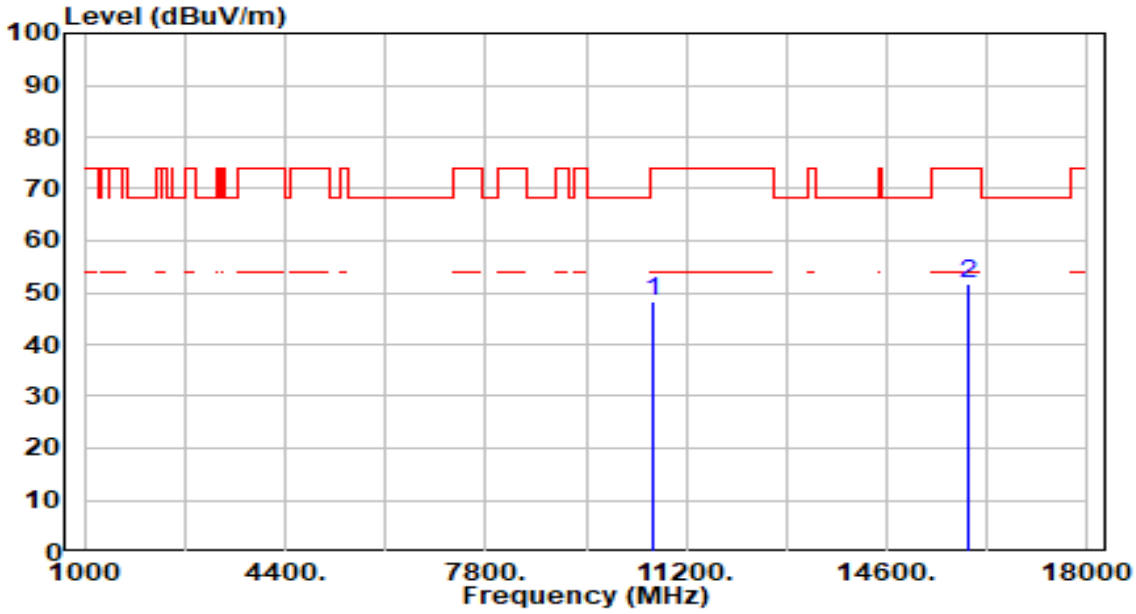

No		Frequency (MHz)	Reading (dBuV)	C.F (dB/m)	Measurement (dBuV/m)	Margin (dB)	Limit (dBuV/m)	Height (cm)	Angle (deg)	Remark (QP/PK/AV)
1		10640.000	41.77	6.40	48.17	-25.83	74.00	200	0	Peak
2	*	15960.000	42.68	8.95	51.63	-22.37	74.00	200	60	Peak

Note:

1. " *", means this data is the worst emission level.
2. C.F (Correction Factor) = Antenna Factor (dB/m)+ Cable Loss (dB) – Preamplifier(dB).
3. Measurement (dBuV/m) = Reading(dBuV) + C.F (Correction Factor).
4. The emission levels of other frequencies are very lower than the limit and not show in test report.

EUT	BE3600 Dual-Band Wi-Fi 7 Gaming Router	Date of Test	2025-04-16
Factor	DRH18-E	Temp. / Humidity	21°C /63%
Polarity	Horizontal	Site / Test Engineer	AC2 / Stanley
Test Mode	802.11be-20MHz_TX_Band3_CH 100_ANT 0+1	Test Voltage	AC 120V/60Hz

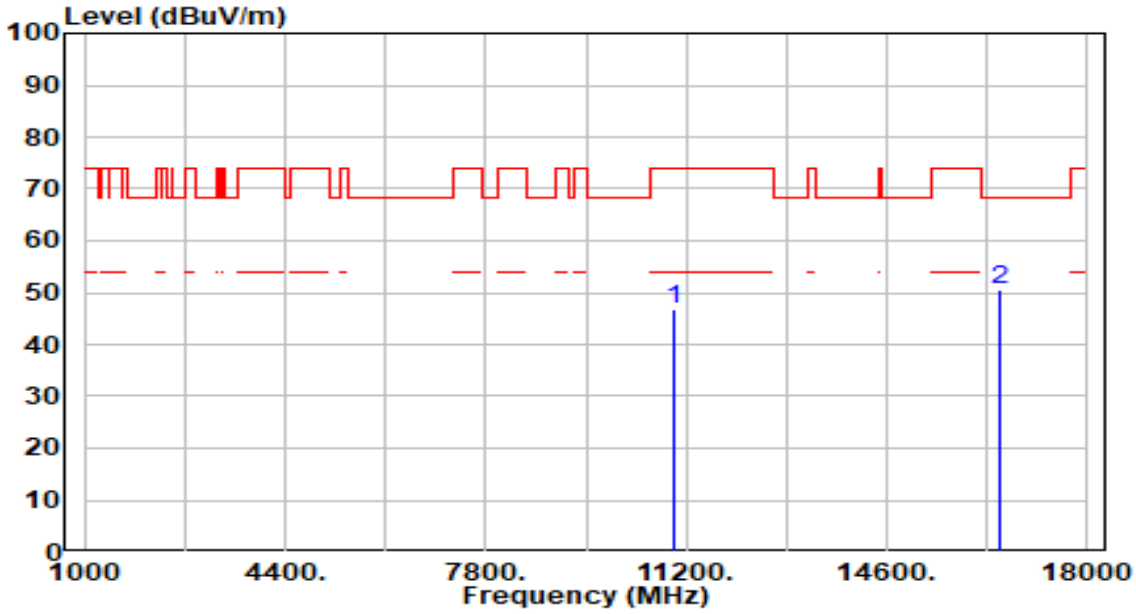

No		Frequency (MHz)	Reading (dBuV)	C.F (dB/m)	Measurement (dBuV/m)	Margin (dB)	Limit (dBuV/m)	Height (cm)	Angle (deg)	Remark (QP/PK/AV)
1		11000.000	40.42	6.27	46.69	-27.31	74.00	200	322	Peak
2	*	16500.000	42.27	8.33	50.60	-17.60	68.20	200	281	Peak

Note:

1. " *", means this data is the worst emission level.
2. C.F (Correction Factor) = Antenna Factor (dB/m)+ Cable Loss (dB) – Preamplifier(dB).
3. Measurement (dBuV/m) = Reading(dBuV) + C.F (Correction Factor).
4. The emission levels of other frequencies are very lower than the limit and not show in test report.

EUT	BE3600 Dual-Band Wi-Fi 7 Gaming Router	Date of Test	2025-04-16
Factor	DRH18-E	Temp. / Humidity	21°C /63%
Polarity	Vertical	Site / Test Engineer	AC2 / Stanley
Test Mode	802.11be-20MHz_TX_Band3_CH 100_ANT 0+1	Test Voltage	AC 120V/60Hz

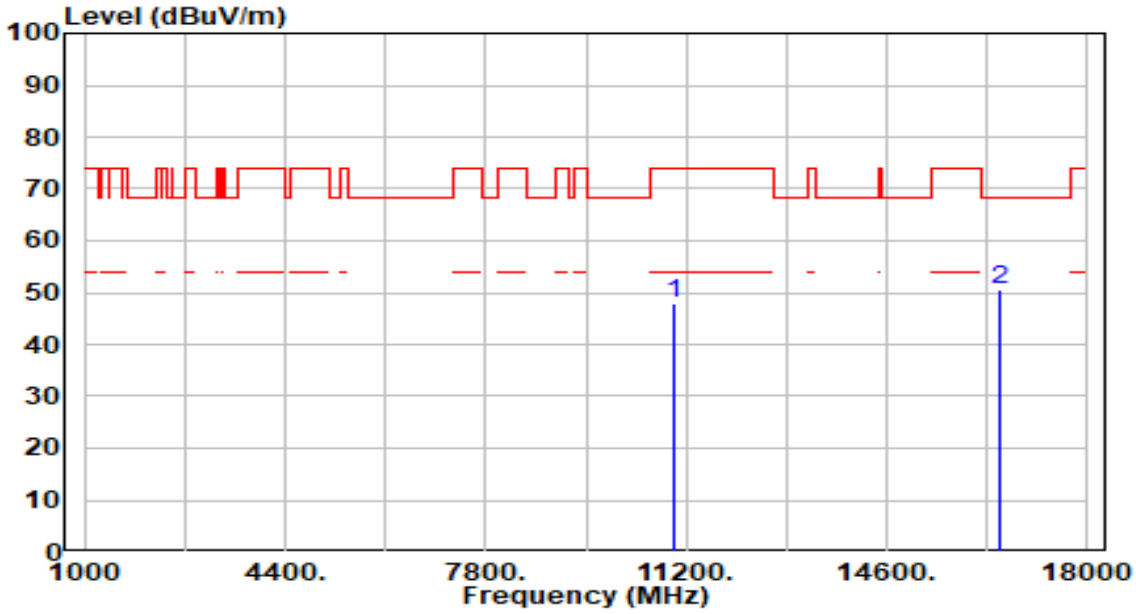

No		Frequency (MHz)	Reading (dBuV)	C.F (dB/m)	Measurement (dBuV/m)	Margin (dB)	Limit (dBuV/m)	Height (cm)	Angle (deg)	Remark (QP/PK/AV)
1		11000.000	41.77	6.27	48.04	-25.96	74.00	200	289	Peak
2	*	16500.000	42.11	8.33	50.44	-17.76	68.20	200	328	Peak

Note:

1. " *", means this data is the worst emission level.
2. C.F (Correction Factor) = Antenna Factor (dB/m)+ Cable Loss (dB) – Preamplifier(dB).
3. Measurement (dBuV/m) = Reading(dBuV) + C.F (Correction Factor).
4. The emission levels of other frequencies are very lower than the limit and not show in test report.

EUT	BE3600 Dual-Band Wi-Fi 7 Gaming Router	Date of Test	2025-04-16
Factor	DRH18-E	Temp. / Humidity	21°C /63%
Polarity	Horizontal	Site / Test Engineer	AC2 / Stanley
Test Mode	802.11be-20MHz_TX_Band3_CH 116_ANT 0+1	Test Voltage	AC 120V/60Hz

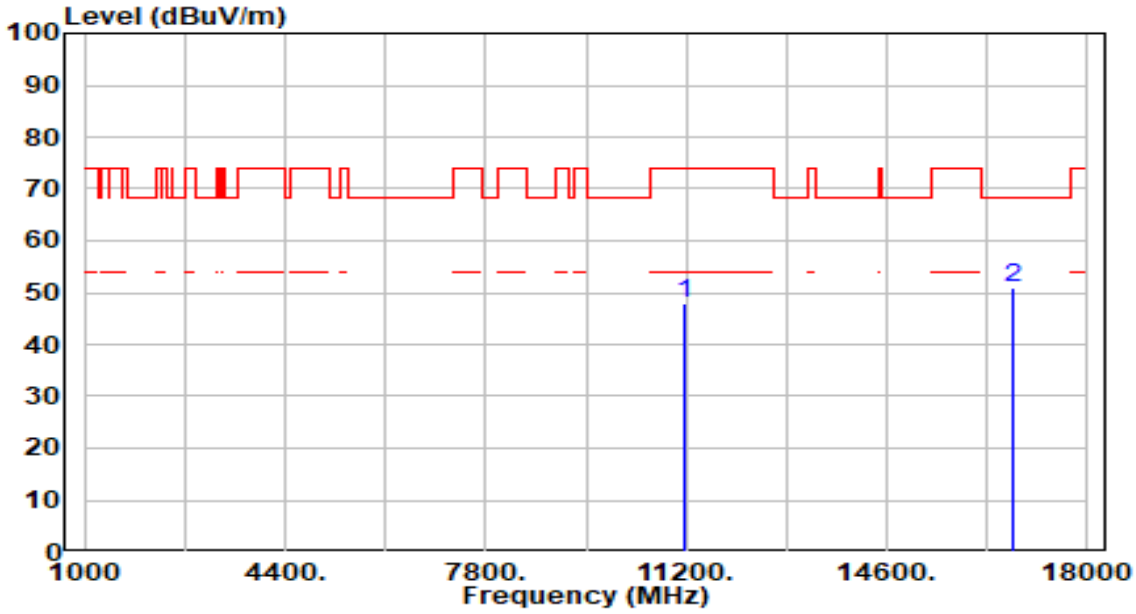

No		Frequency (MHz)	Reading (dBuV)	C.F (dB/m)	Measurement (dBuV/m)	Margin (dB)	Limit (dBuV/m)	Height (cm)	Angle (deg)	Remark (QP/PK/AV)
1		11160.000	41.21	6.76	47.97	-26.03	74.00	200	93	Peak
2	*	16740.000	42.84	8.26	51.10	-17.10	68.20	200	96	Peak

Note:

1. " *", means this data is the worst emission level.
2. C.F (Correction Factor) = Antenna Factor (dB/m)+ Cable Loss (dB) – Preamplifier(dB).
3. Measurement (dBuV/m) = Reading(dBuV) + C.F (Correction Factor).
4. The emission levels of other frequencies are very lower than the limit and not show in test report.

EUT	BE3600 Dual-Band Wi-Fi 7 Gaming Router	Date of Test	2025-04-16
Factor	DRH18-E	Temp. / Humidity	21°C /63%
Polarity	Vertical	Site / Test Engineer	AC2 / Stanley
Test Mode	802.11be-20MHz_TX_Band3_CH 116_ANT 0+1	Test Voltage	AC 120V/60Hz

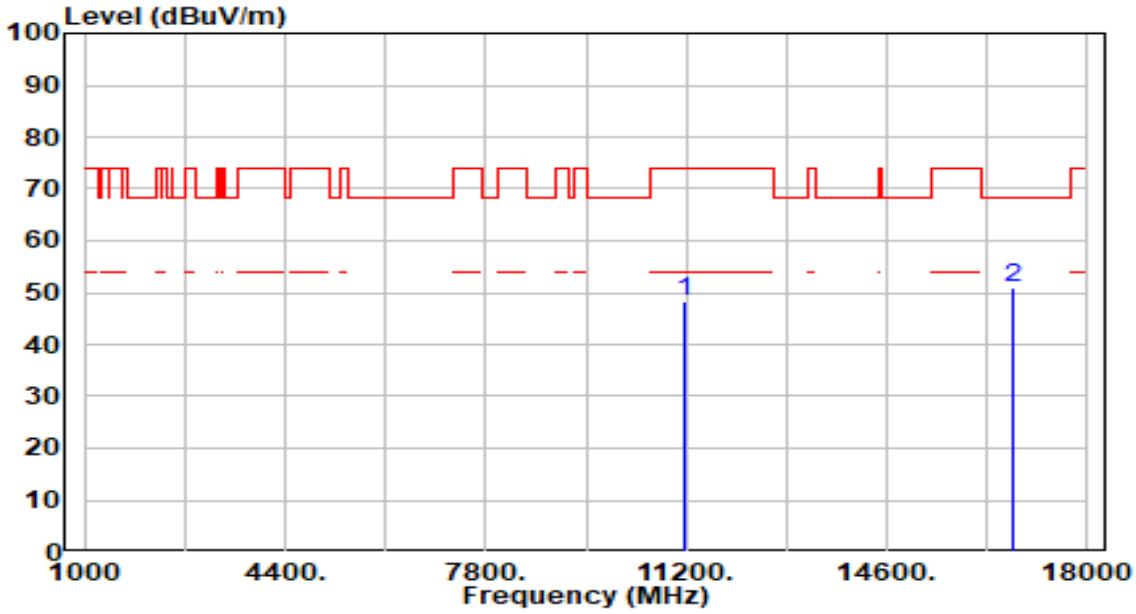

No		Frequency (MHz)	Reading (dBuV)	C.F (dB/m)	Measurement (dBuV/m)	Margin (dB)	Limit (dBuV/m)	Height (cm)	Angle (deg)	Remark (QP/PK/AV)
1		11160.000	41.54	6.76	48.30	-25.70	74.00	200	360	Peak
2	*	16740.000	42.58	8.26	50.84	-17.36	68.20	200	324	Peak

Note:

1. " *", means this data is the worst emission level.
2. C.F (Correction Factor) = Antenna Factor (dB/m)+ Cable Loss (dB) – Preamplifier(dB).
3. Measurement (dBuV/m) = Reading(dBuV) + C.F (Correction Factor).
4. The emission levels of other frequencies are very lower than the limit and not show in test report.

EUT	BE3600 Dual-Band Wi-Fi 7 Gaming Router	Date of Test	2025-04-16
Factor	DRH18-E	Temp. / Humidity	21°C /63%
Polarity	Horizontal	Site / Test Engineer	AC2 / Stanley
Test Mode	802.11be-20MHz_TX_Band3_CH 140_ANT 0+1	Test Voltage	AC 120V/60Hz

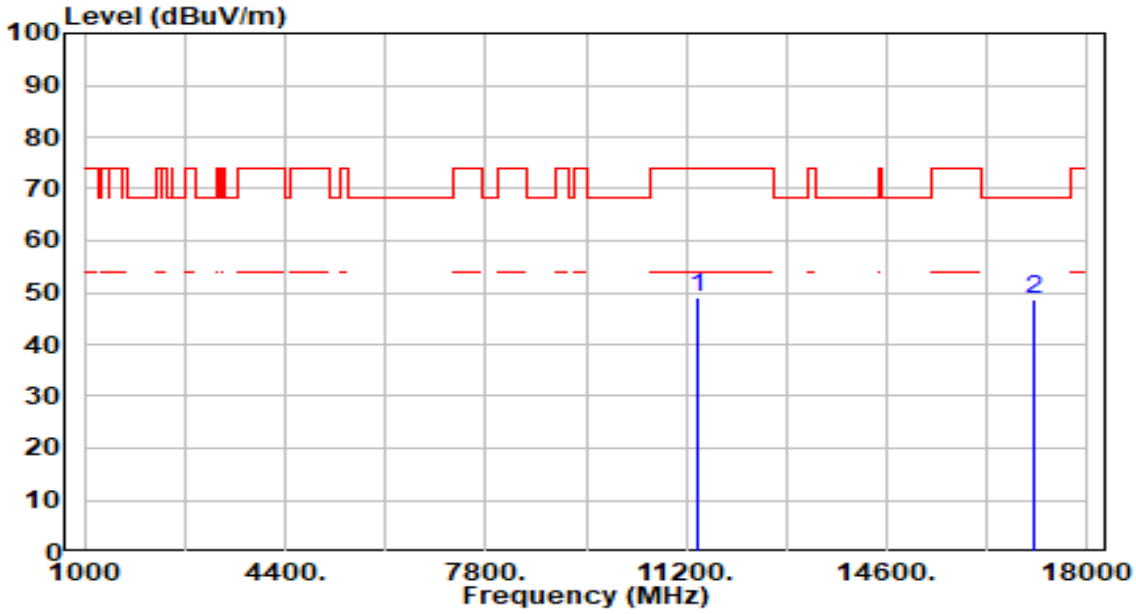

No		Frequency (MHz)	Reading (dBuV)	C.F (dB/m)	Measurement (dBuV/m)	Margin (dB)	Limit (dBuV/m)	Height (cm)	Angle (deg)	Remark (QP/PK/AV)
1		11400.000	41.81	7.14	48.94	-25.06	74.00	200	251	Peak
2	*	17100.000	41.08	7.77	48.85	-19.35	68.20	200	357	Peak

Note:

1. " *", means this data is the worst emission level.
2. C.F (Correction Factor) = Antenna Factor (dB/m)+ Cable Loss (dB) – Preamplifier(dB).
3. Measurement (dBuV/m) = Reading(dBuV) + C.F (Correction Factor).
4. The emission levels of other frequencies are very lower than the limit and not show in test report.

EUT	BE3600 Dual-Band Wi-Fi 7 Gaming Router	Date of Test	2025-04-16
Factor	DRH18-E	Temp. / Humidity	21°C /63%
Polarity	Vertical	Site / Test Engineer	AC2 / Stanley
Test Mode	802.11be-20MHz_TX_Band3_CH 140_ANT 0+1	Test Voltage	AC 120V/60Hz

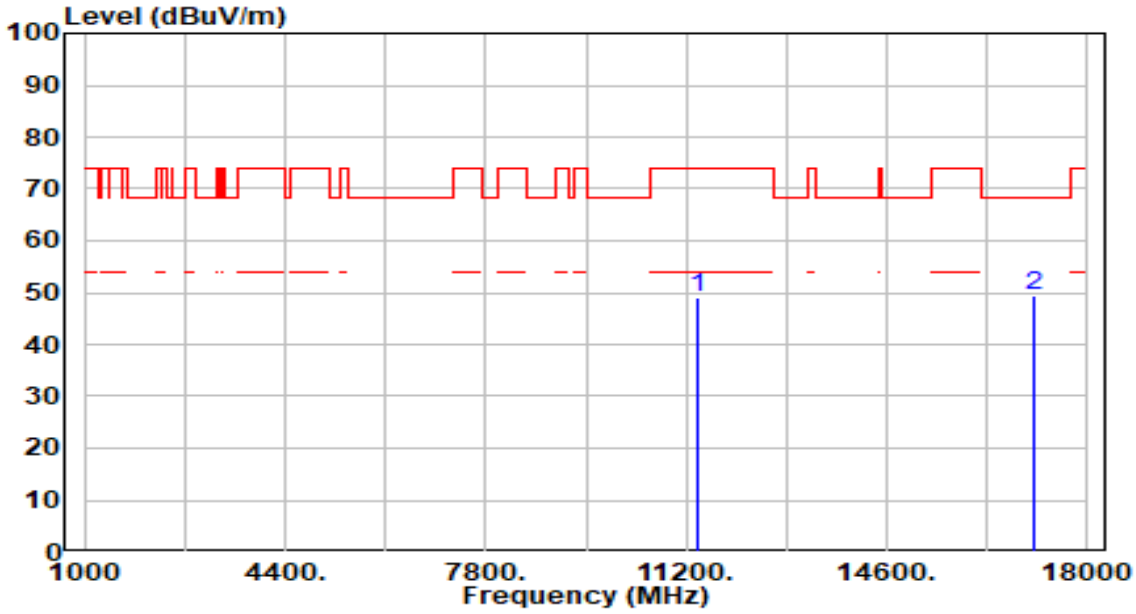

No		Frequency (MHz)	Reading (dBuV)	C.F (dB/m)	Measurement (dBuV/m)	Margin (dB)	Limit (dBuV/m)	Height (cm)	Angle (deg)	Remark (QP/PK/AV)
1		11400.000	42.09	7.14	49.23	-24.77	74.00	200	83	Peak
2	*	17100.000	41.71	7.77	49.48	-18.72	68.20	200	52	Peak

Note:

1. " *", means this data is the worst emission level.
2. C.F (Correction Factor) = Antenna Factor (dB/m)+ Cable Loss (dB) – Preamplifier(dB).
3. Measurement (dBuV/m) = Reading(dBuV) + C.F (Correction Factor).
4. The emission levels of other frequencies are very lower than the limit and not show in test report.

EUT	BE3600 Dual-Band Wi-Fi 7 Gaming Router	Date of Test	2025-04-16
Factor	DRH18-E	Temp. / Humidity	21°C /63%
Polarity	Horizontal	Site / Test Engineer	AC2 / Stanley
Test Mode	802.11be-20MHz_TX_Band3_CH 144_ANT 0+1	Test Voltage	AC 120V/60Hz

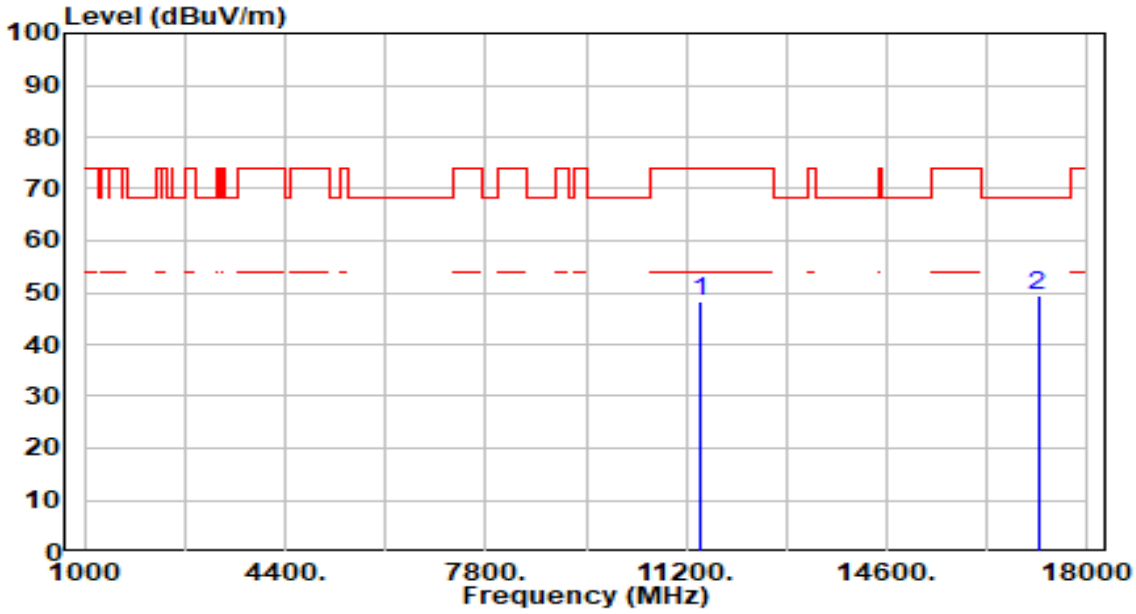

No		Frequency (MHz)	Reading (dBuV)	C.F (dB/m)	Measurement (dBuV/m)	Margin (dB)	Limit (dBuV/m)	Height (cm)	Angle (deg)	Remark (QP/PK/AV)
1		11440.000	41.28	7.15	48.43	-25.57	74.00	200	73	Peak
2	*	17160.000	41.83	7.64	49.47	-18.73	68.20	200	139	Peak

Note:

1. " *", means this data is the worst emission level.
2. C.F (Correction Factor) = Antenna Factor (dB/m)+ Cable Loss (dB) – Preamplifier(dB).
3. Measurement (dBuV/m) = Reading(dBuV) + C.F (Correction Factor).
4. The emission levels of other frequencies are very lower than the limit and not show in test report.

EUT	BE3600 Dual-Band Wi-Fi 7 Gaming Router	Date of Test	2025-04-16
Factor	DRH18-E	Temp. / Humidity	21°C /63%
Polarity	Vertical	Site / Test Engineer	AC2 / Stanley
Test Mode	802.11be-20MHz_TX_Band3_CH 144_ANT 0+1	Test Voltage	AC 120V/60Hz

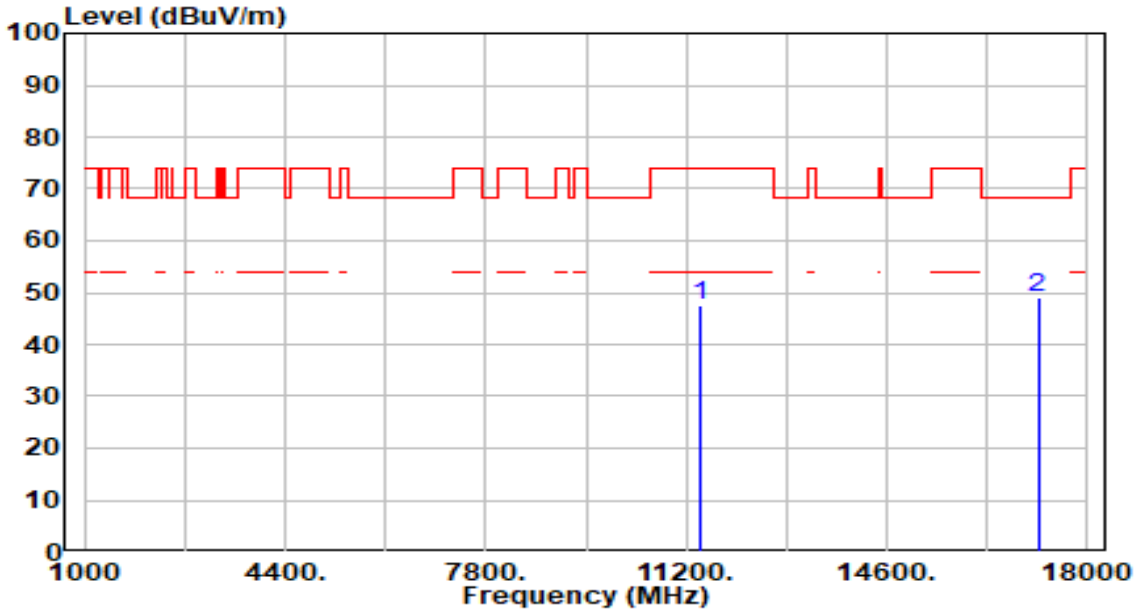

No		Frequency (MHz)	Reading (dBuV)	C.F (dB/m)	Measurement (dBuV/m)	Margin (dB)	Limit (dBuV/m)	Height (cm)	Angle (deg)	Remark (QP/PK/AV)
1		11440.000	40.34	7.15	47.49	-26.51	74.00	200	318	Peak
2	*	17160.000	41.29	7.64	48.93	-19.27	68.20	200	360	Peak

Note:

1. " *", means this data is the worst emission level.
2. C.F (Correction Factor) = Antenna Factor (dB/m)+ Cable Loss (dB) – Preamplifier(dB).
3. Measurement (dBuV/m) = Reading(dBuV) + C.F (Correction Factor).
4. The emission levels of other frequencies are very lower than the limit and not show in test report.

EUT	BE3600 Dual-Band Wi-Fi 7 Gaming Router	Date of Test	2025-04-16
Factor	DRH18-E	Temp. / Humidity	21°C /63%
Polarity	Horizontal	Site / Test Engineer	AC2 / Stanley
Test Mode	802.11be-20MHz_TX_Band4_CH 149_ANT 0+1	Test Voltage	AC 120V/60Hz

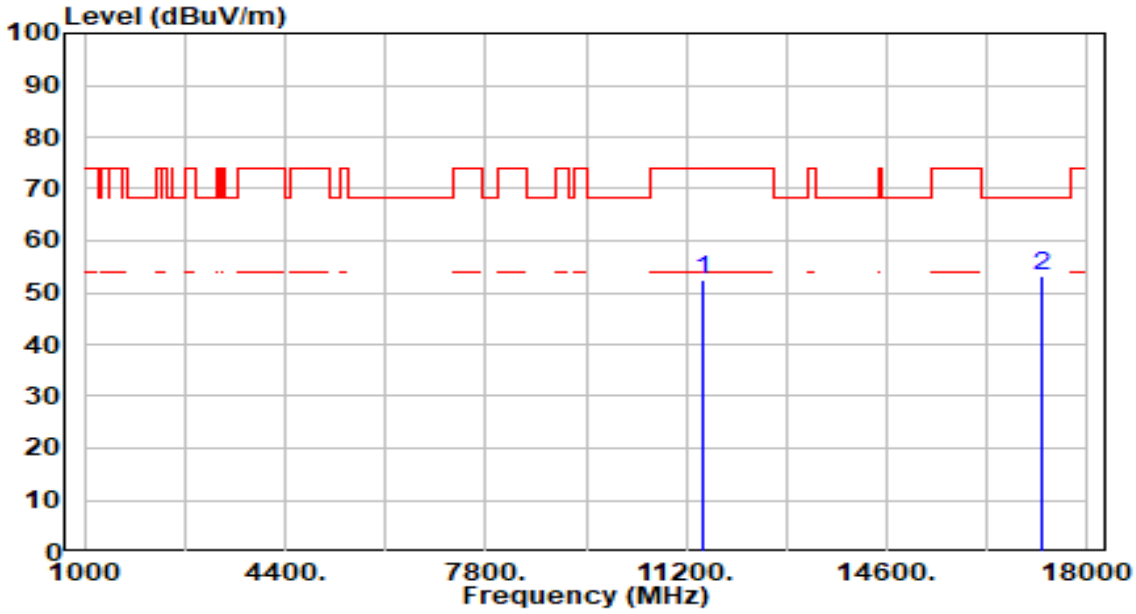

No		Frequency (MHz)	Reading (dBuV)	C.F (dB/m)	Measurement (dBuV/m)	Margin (dB)	Limit (dBuV/m)	Height (cm)	Angle (deg)	Remark (QP/PK/AV)
1		11490.000	45.43	7.17	52.60	-21.40	74.00	200	336	Peak
2	*	17235.000	45.80	7.51	53.31	-14.89	68.20	200	18	Peak

Note:

1. " *", means this data is the worst emission level.
2. C.F (Correction Factor) = Antenna Factor (dB/m)+ Cable Loss (dB) – Preamplifier(dB).
3. Measurement (dBuV/m) = Reading(dBuV) + C.F (Correction Factor).
4. The emission levels of other frequencies are very lower than the limit and not show in test report.

EUT	BE3600 Dual-Band Wi-Fi 7 Gaming Router	Date of Test	2025-04-16
Factor	DRH18-E	Temp. / Humidity	21°C /63%
Polarity	Vertical	Site / Test Engineer	AC2 / Stanley
Test Mode	802.11be-20MHz_TX_Band4_CH 149_ANT 0+1	Test Voltage	AC 120V/60Hz

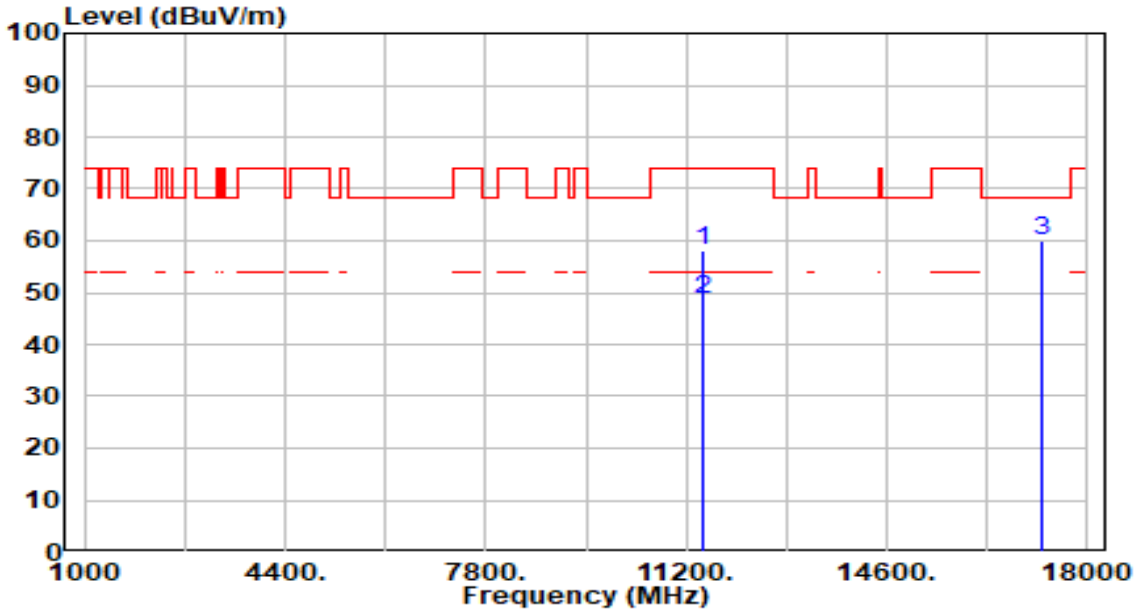

No		Frequency (MHz)	Reading (dBuV)	C.F (dB/m)	Measurement (dBuV/m)	Margin (dB)	Limit (dBuV/m)	Height (cm)	Angle (deg)	Remark (QP/PK/AV)
1		11490.000	51.06	7.17	58.23	-15.77	74.00	200	139	Peak
2	*	11490.000	41.52	7.17	48.69	-5.31	54.00	200	139	Average
3	*	17235.000	52.36	7.51	59.86	-8.34	68.20	200	171	Peak

Note:

1. " *", means this data is the worst emission level.
2. C.F (Correction Factor) = Antenna Factor (dB/m) + Cable Loss (dB) – Preamplifier(dB).
3. Measurement (dBuV/m) = Reading(dBuV) + C.F (Correction Factor).
4. The emission levels of other frequencies are very lower than the limit and not show in test report.

EUT	BE3600 Dual-Band Wi-Fi 7 Gaming Router	Date of Test	2025-04-16
Factor	DRH18-E	Temp. / Humidity	21°C /63%
Polarity	Horizontal	Site / Test Engineer	AC2 / Stanley
Test Mode	802.11be-20MHz_TX_Band4_CH 157_ANT 0+1	Test Voltage	AC 120V/60Hz

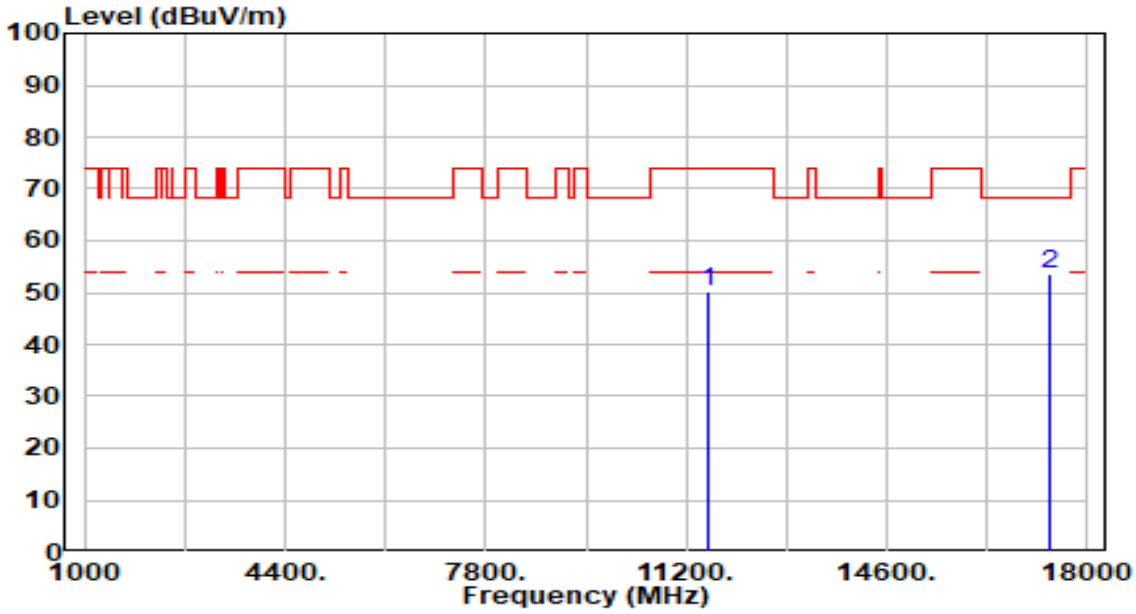

No		Frequency (MHz)	Reading (dBuV)	C.F (dB/m)	Measurement (dBuV/m)	Margin (dB)	Limit (dBuV/m)	Height (cm)	Angle (deg)	Remark (QP/PK/AV)
1		11570.000	43.04	7.25	50.28	-23.72	74.00	200	70	Peak
2	*	17355.000	46.27	7.27	53.54	-14.66	68.20	214	18	Peak

Note:

1. " *", means this data is the worst emission level.
2. C.F (Correction Factor) = Antenna Factor (dB/m)+ Cable Loss (dB) – Preamplifier(dB).
3. Measurement (dBuV/m) = Reading(dBuV) + C.F (Correction Factor).
4. The emission levels of other frequencies are very lower than the limit and not show in test report.

EUT	BE3600 Dual-Band Wi-Fi 7 Gaming Router	Date of Test	2025-04-16
Factor	DRH18-E	Temp. / Humidity	21°C /63%
Polarity	Vertical	Site / Test Engineer	AC2 / Stanley
Test Mode	802.11be-20MHz_TX_Band4_CH 157_ANT 0+1	Test Voltage	AC 120V/60Hz

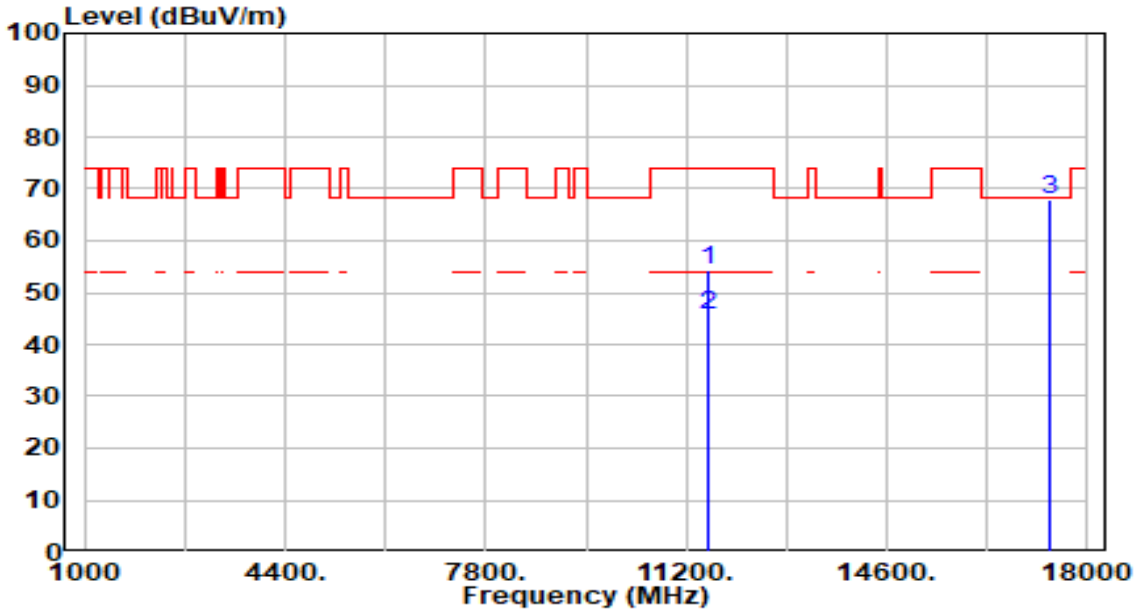

No		Frequency (MHz)	Reading (dBuV)	C.F (dB/m)	Measurement (dBuV/m)	Margin (dB)	Limit (dBuV/m)	Height (cm)	Angle (deg)	Remark (QP/PK/AV)
1		11570.000	47.18	7.25	54.43	-19.57	74.00	214	138	Peak
2	*	11570.000	38.28	7.25	45.53	-8.47	54.00	214	138	Average
3	*	17355.000	60.68	7.27	67.95	-0.25	68.20	200	156	Peak

Note:

1. " *", means this data is the worst emission level.
2. C.F (Correction Factor) = Antenna Factor (dB/m) + Cable Loss (dB) – Preamplifier(dB).
3. Measurement (dBuV/m) = Reading(dBuV) + C.F (Correction Factor).
4. The emission levels of other frequencies are very lower than the limit and not show in test report.

EUT	BE3600 Dual-Band Wi-Fi 7 Gaming Router	Date of Test	2025-04-16
Factor	DRH18-E	Temp. / Humidity	21°C /63%
Polarity	Horizontal	Site / Test Engineer	AC2 / Stanley
Test Mode	802.11be-20MHz_TX_Band4_CH 165_ANT 0+1	Test Voltage	AC 120V/60Hz

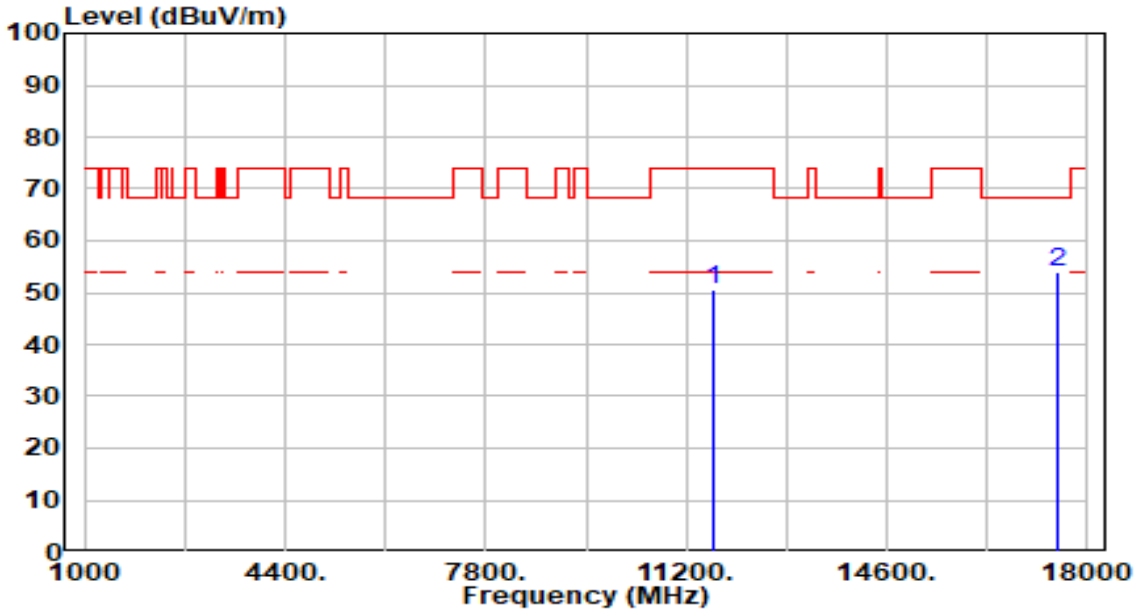

No		Frequency (MHz)	Reading (dBuV)	C.F (dB/m)	Measurement (dBuV/m)	Margin (dB)	Limit (dBuV/m)	Height (cm)	Angle (deg)	Remark (QP/PK/AV)
1		11650.000	43.13	7.27	50.40	-23.60	74.00	204	69	Peak
2	*	17475.000	46.71	7.33	54.04	-14.16	68.20	204	16	Peak

Note:

1. " *", means this data is the worst emission level.
2. C.F (Correction Factor) = Antenna Factor (dB/m)+ Cable Loss (dB) – Preamplifier(dB).
3. Measurement (dBuV/m) = Reading(dBuV) + C.F (Correction Factor).
4. The emission levels of other frequencies are very lower than the limit and not show in test report.

EUT	BE3600 Dual-Band Wi-Fi 7 Gaming Router	Date of Test	2025-04-16
Factor	DRH18-E	Temp. / Humidity	21°C /63%
Polarity	Vertical	Site / Test Engineer	AC2 / Stanley
Test Mode	802.11be-20MHz_TX_Band4_CH 165_ANT 0+1	Test Voltage	AC 120V/60Hz

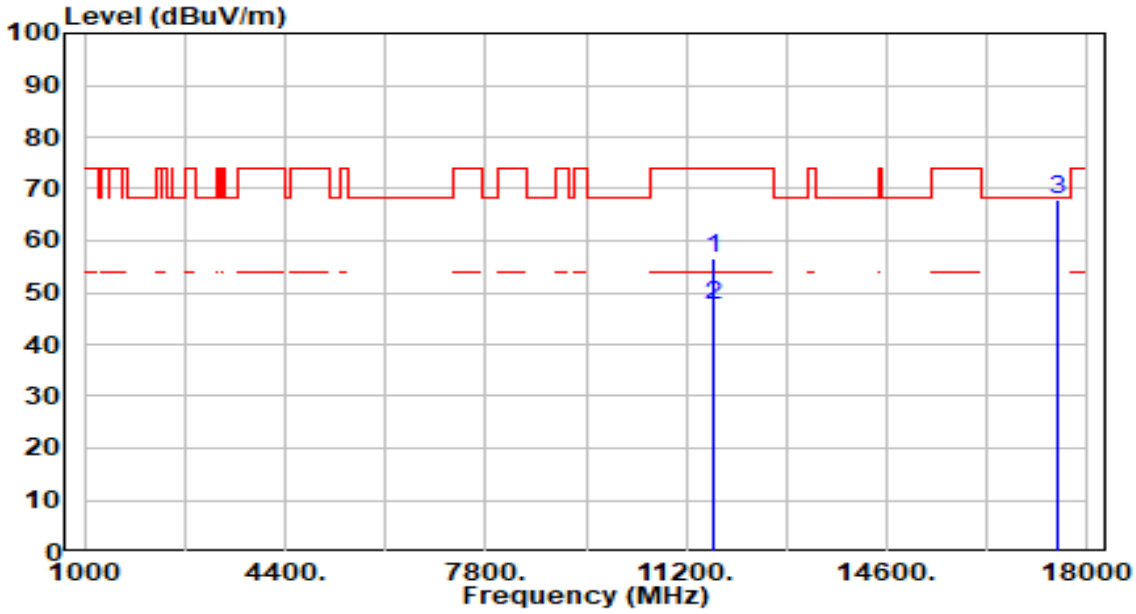

No		Frequency (MHz)	Reading (dBuV)	C.F (dB/m)	Measurement (dBuV/m)	Margin (dB)	Limit (dBuV/m)	Height (cm)	Angle (deg)	Remark (QP/PK/AV)
1		11650.000	49.16	7.27	56.43	-17.57	74.00	204	137	Peak
2	*	11650.000	40.35	7.27	47.62	-6.38	54.00	204	137	Average
3	*	17475.000	60.77	7.33	68.10	-0.10	68.20	204	167	Peak

Note:

1. " *", means this data is the worst emission level.
2. C.F (Correction Factor) = Antenna Factor (dB/m) + Cable Loss (dB) – Preamplifier(dB).
3. Measurement (dBuV/m) = Reading(dBuV) + C.F (Correction Factor).
4. The emission levels of other frequencies are very lower than the limit and not show in test report.

EUT	BE3600 Dual-Band Wi-Fi 7 Gaming Router	Date of Test	2025-04-16
Factor	DRH18-E	Temp. / Humidity	21°C /63%
Polarity	Horizontal	Site / Test Engineer	AC2 / Stanley
Test Mode	802.11be-40MHz_TX_Band1_CH 38_ANT 0+1	Test Voltage	AC 120V/60Hz

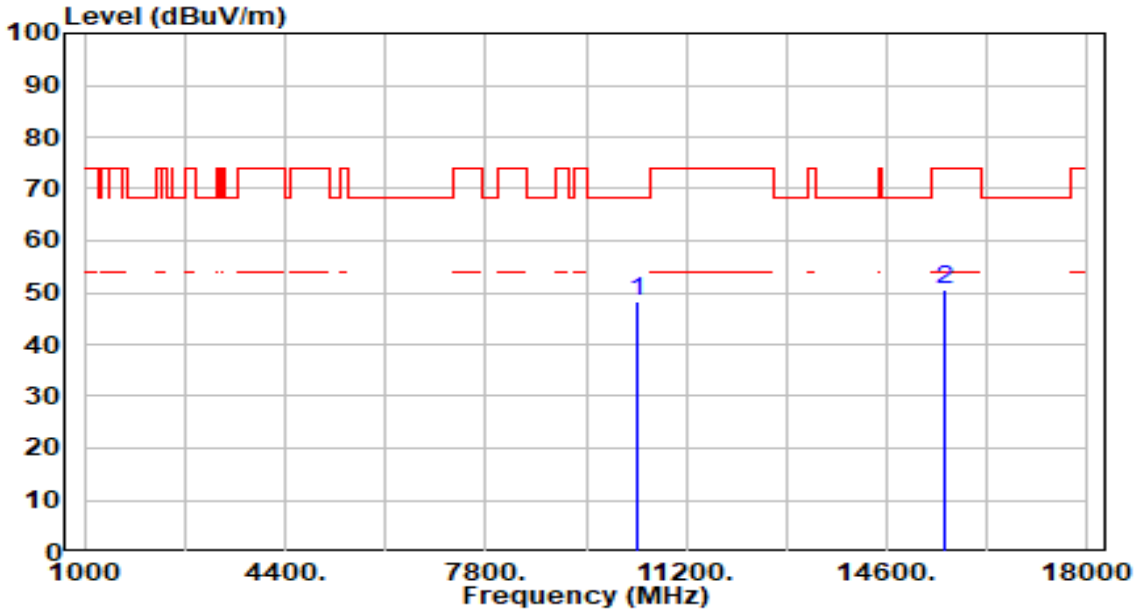

No		Frequency (MHz)	Reading (dBuV)	C.F (dB/m)	Measurement (dBuV/m)	Margin (dB)	Limit (dBuV/m)	Height (cm)	Angle (deg)	Remark (QP/PK/AV)
1	*	10380.000	41.57	6.55	48.12	-20.08	68.20	204	331	Peak
2		15570.000	42.13	8.38	50.51	-23.49	74.00	204	298	Peak

Note:

1. " *", means this data is the worst emission level.
2. C.F (Correction Factor) = Antenna Factor (dB/m)+ Cable Loss (dB) – Preamplifier(dB).
3. Measurement (dBuV/m) = Reading(dBuV) + C.F (Correction Factor).
4. The emission levels of other frequencies are very lower than the limit and not show in test report.

EUT	BE3600 Dual-Band Wi-Fi 7 Gaming Router	Date of Test	2025-04-16
Factor	DRH18-E	Temp. / Humidity	21°C /63%
Polarity	Vertical	Site / Test Engineer	AC2 / Stanley
Test Mode	802.11be-40MHz_TX_Band1_CH 38_ANT 0+1	Test Voltage	AC 120V/60Hz

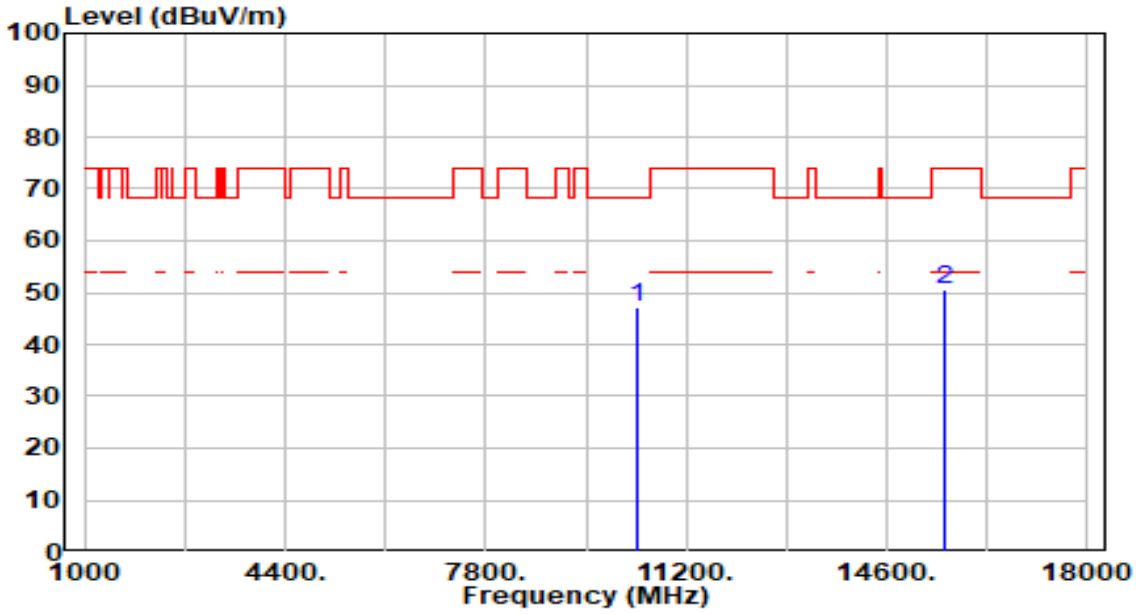

No		Frequency (MHz)	Reading (dBuV)	C.F (dB/m)	Measurement (dBuV/m)	Margin (dB)	Limit (dBuV/m)	Height (cm)	Angle (deg)	Remark (QP/PK/AV)
1	*	10380.000	40.63	6.55	47.18	-21.02	68.20	204	53	Peak
2		15570.000	42.15	8.38	50.53	-23.47	74.00	204	141	Peak

Note:

1. " *", means this data is the worst emission level.
2. C.F (Correction Factor) = Antenna Factor (dB/m)+ Cable Loss (dB) – Preamplifier(dB).
3. Measurement (dBuV/m) = Reading(dBuV) + C.F (Correction Factor).
4. The emission levels of other frequencies are very lower than the limit and not show in test report.

EUT	BE3600 Dual-Band Wi-Fi 7 Gaming Router	Date of Test	2025-04-16
Factor	DRH18-E	Temp. / Humidity	21°C /63%
Polarity	Horizontal	Site / Test Engineer	AC2 / Stanley
Test Mode	802.11be-40MHz_TX_Band1_CH 42_ANT 0+1	Test Voltage	AC 120V/60Hz

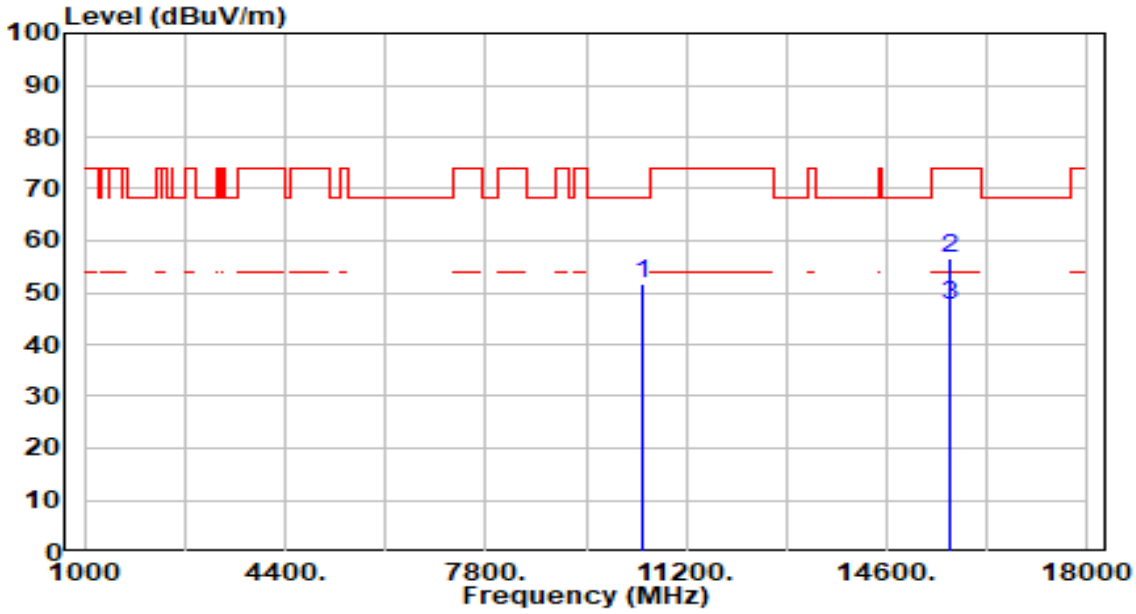

No		Frequency (MHz)	Reading (dBuV)	C.F (dB/m)	Measurement (dBuV/m)	Margin (dB)	Limit (dBuV/m)	Height (cm)	Angle (deg)	Remark (QP/PK/AV)
1	*	10460.000	45.28	6.47	51.75	-16.45	68.20	200	326	Peak
2		15690.000	48.15	8.56	56.71	-17.29	74.00	200	181	Peak
3	*	15690.000	39.15	8.56	47.71	-6.29	54.00	200	181	Average

Note:

1. " *", means this data is the worst emission level.
2. C.F (Correction Factor) = Antenna Factor (dB/m)+ Cable Loss (dB) – Preamplifier(dB).
3. Measurement (dBuV/m) = Reading(dBuV) + C.F (Correction Factor).
4. The emission levels of other frequencies are very lower than the limit and not show in test report.

EUT	BE3600 Dual-Band Wi-Fi 7 Gaming Router	Date of Test	2025-04-16
Factor	DRH18-E	Temp. / Humidity	21°C /63%
Polarity	Vertical	Site / Test Engineer	AC2 / Stanley
Test Mode	802.11be-40MHz_TX_Band1_CH 42_ANT 0+1	Test Voltage	AC 120V/60Hz

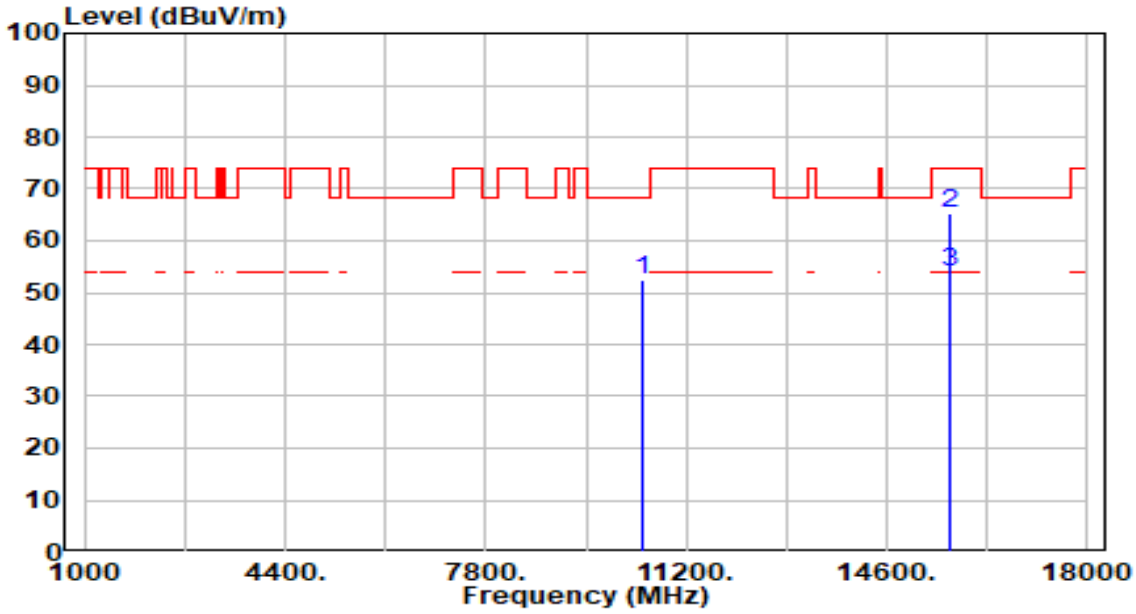

No		Frequency (MHz)	Reading (dBuV)	C.F (dB/m)	Measurement (dBuV/m)	Margin (dB)	Limit (dBuV/m)	Height (cm)	Angle (deg)	Remark (QP/PK/AV)
1		10460.000	46.15	6.47	52.62	-15.58	68.20	204	329	Peak
2	*	15690.000	56.63	8.56	65.19	-8.81	74.00	204	168	Peak
3	*	15690.000	45.25	8.56	53.81	-0.19	54.00	204	168	Average

Note:

1. " *", means this data is the worst emission level.
2. C.F (Correction Factor) = Antenna Factor (dB/m)+ Cable Loss (dB) – Preamplifier(dB).
3. Measurement (dBuV/m) = Reading(dBuV) + C.F (Correction Factor).
4. The emission levels of other frequencies are very lower than the limit and not show in test report.

EUT	BE3600 Dual-Band Wi-Fi 7 Gaming Router	Date of Test	2025-04-16
Factor	DRH18-E	Temp. / Humidity	21°C /63%
Polarity	Horizontal	Site / Test Engineer	AC2 / Stanley
Test Mode	802.11be-40MHz_TX_Band2_CH 54_ANT 0+1	Test Voltage	AC 120V/60Hz

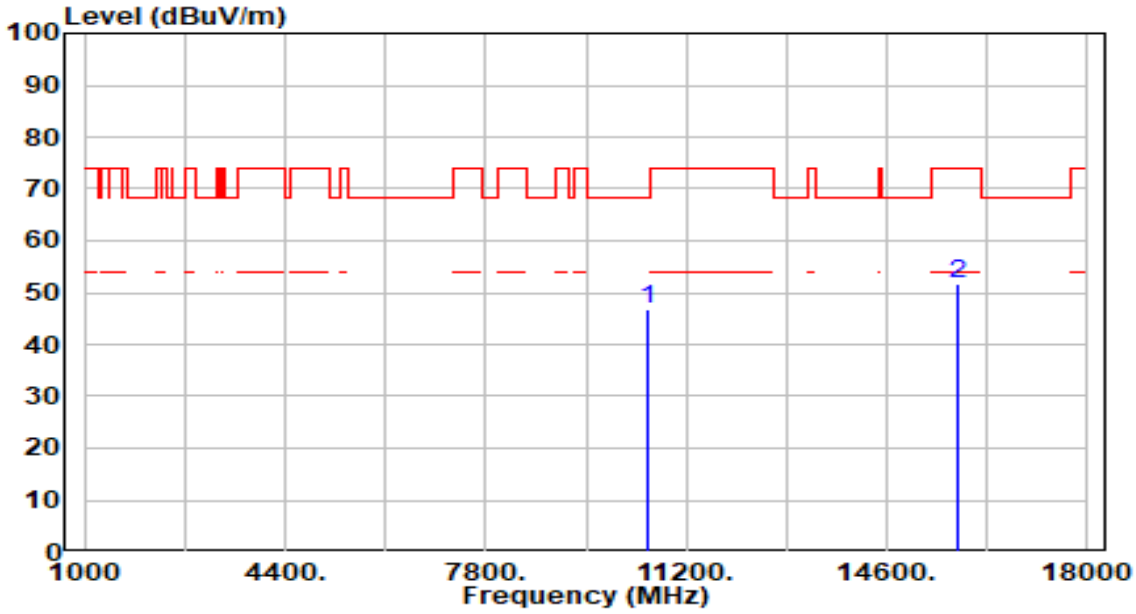

No		Frequency (MHz)	Reading (dBuV)	C.F (dB/m)	Measurement (dBuV/m)	Margin (dB)	Limit (dBuV/m)	Height (cm)	Angle (deg)	Remark (QP/PK/AV)
1	*	10540.000	40.42	6.40	46.82	-21.38	68.20	200	24	Peak
2		15810.000	42.92	8.78	51.70	-22.30	74.00	200	48	Peak

Note:

1. " *", means this data is the worst emission level.
2. C.F (Correction Factor) = Antenna Factor (dB/m)+ Cable Loss (dB) – Preamplifier(dB).
3. Measurement (dBuV/m) = Reading(dBuV) + C.F (Correction Factor).
4. The emission levels of other frequencies are very lower than the limit and not show in test report.

EUT	BE3600 Dual-Band Wi-Fi 7 Gaming Router	Date of Test	2025-04-16
Factor	DRH18-E	Temp. / Humidity	21°C /63%
Polarity	Vertical	Site / Test Engineer	AC2 / Stanley
Test Mode	802.11be-40MHz_TX_Band2_CH 54_ANT 0+1	Test Voltage	AC 120V/60Hz

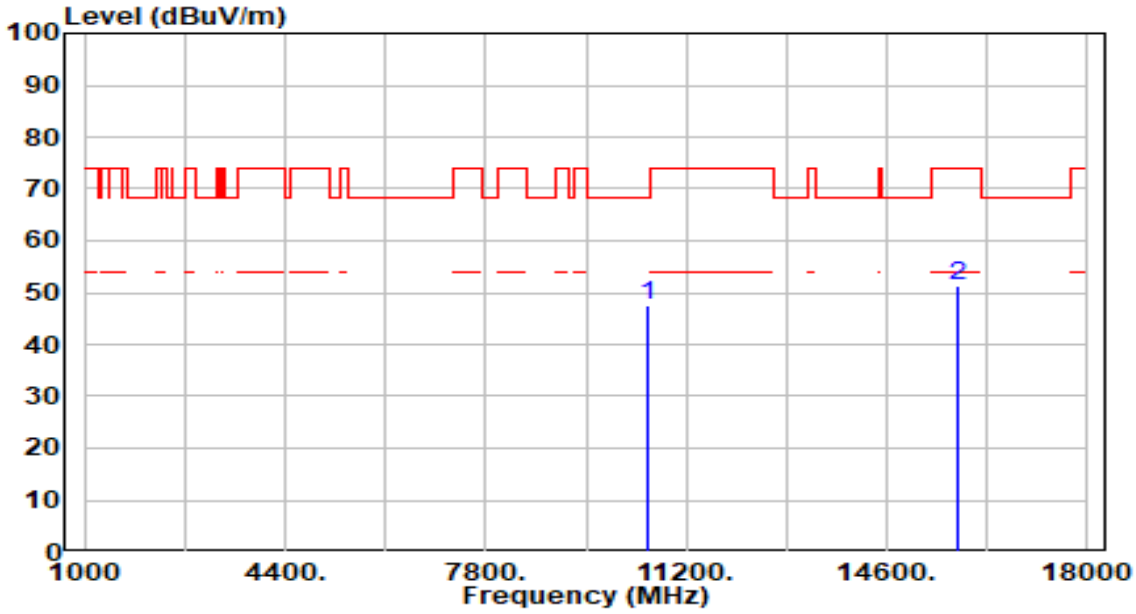

No		Frequency (MHz)	Reading (dBuV)	C.F (dB/m)	Measurement (dBuV/m)	Margin (dB)	Limit (dBuV/m)	Height (cm)	Angle (deg)	Remark (QP/PK/AV)
1	*	10540.000	41.12	6.40	47.52	-20.68	68.20	200	232	Peak
2		15810.000	42.44	8.78	51.22	-22.78	74.00	200	241	Peak

Note:

1. " *", means this data is the worst emission level.
2. C.F (Correction Factor) = Antenna Factor (dB/m)+ Cable Loss (dB) – Preamplifier(dB).
3. Measurement (dBuV/m) = Reading(dBuV) + C.F (Correction Factor).
4. The emission levels of other frequencies are very lower than the limit and not show in test report.

EUT	BE3600 Dual-Band Wi-Fi 7 Gaming Router	Date of Test	2025-04-16
Factor	DRH18-E	Temp. / Humidity	21°C /63%
Polarity	Horizontal	Site / Test Engineer	AC2 / Stanley
Test Mode	802.11be-40MHz_TX_Band2_CH 62_ANT 0+1	Test Voltage	AC 120V/60Hz

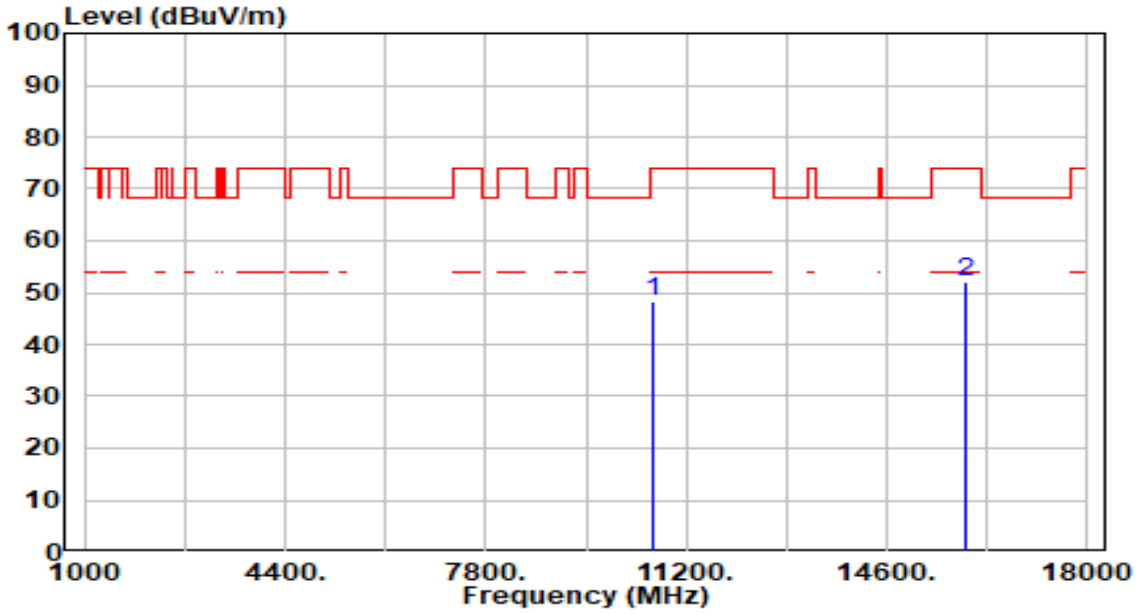

No		Frequency (MHz)	Reading (dBuV)	C.F (dB/m)	Measurement (dBuV/m)	Margin (dB)	Limit (dBuV/m)	Height (cm)	Angle (deg)	Remark (QP/PK/AV)
1		10620.000	41.85	6.38	48.23	-25.77	74.00	200	265	Peak
2	*	15930.000	43.04	8.94	51.98	-22.02	74.00	200	253	Peak

Note:

1. " *", means this data is the worst emission level.
2. C.F (Correction Factor) = Antenna Factor (dB/m)+ Cable Loss (dB) – Preamplifier(dB).
3. Measurement (dBuV/m) = Reading(dBuV) + C.F (Correction Factor).
4. The emission levels of other frequencies are very lower than the limit and not show in test report.

EUT	BE3600 Dual-Band Wi-Fi 7 Gaming Router	Date of Test	2025-04-16
Factor	DRH18-E	Temp. / Humidity	21°C /63%
Polarity	Vertical	Site / Test Engineer	AC2 / Stanley
Test Mode	802.11be-40MHz_TX_Band2_CH 62_ANT 0+1	Test Voltage	AC 120V/60Hz

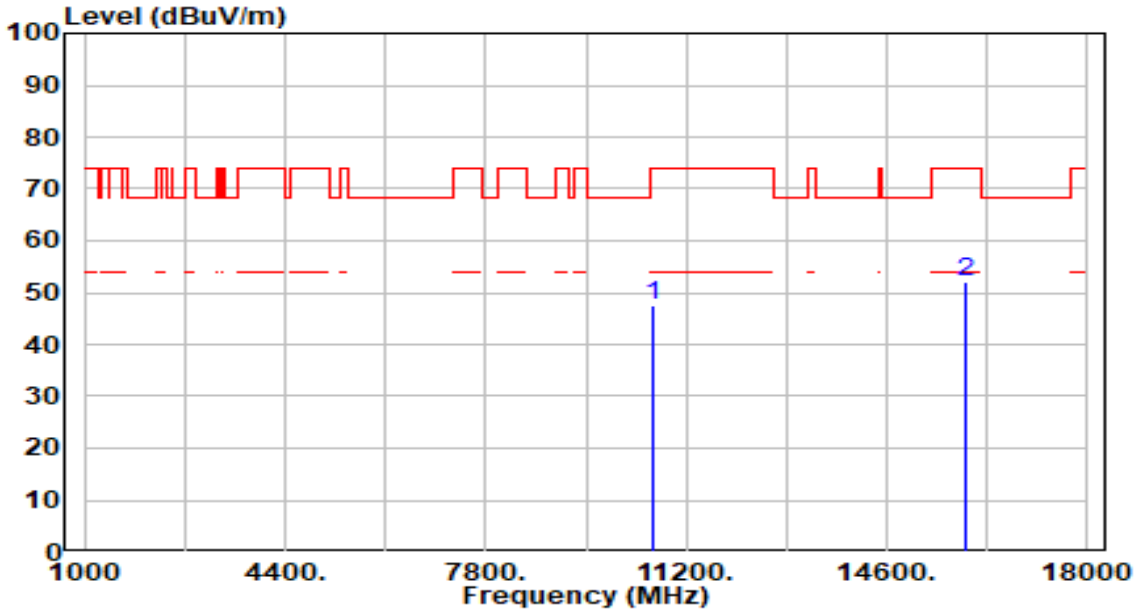

No		Frequency (MHz)	Reading (dBuV)	C.F (dB/m)	Measurement (dBuV/m)	Margin (dB)	Limit (dBuV/m)	Height (cm)	Angle (deg)	Remark (QP/PK/AV)
1		10620.000	41.07	6.38	47.45	-26.55	74.00	200	52	Peak
2	*	15930.000	42.96	8.94	51.90	-22.10	74.00	200	46	Peak

Note:

1. " *", means this data is the worst emission level.
2. C.F (Correction Factor) = Antenna Factor (dB/m)+ Cable Loss (dB) – Preamplifier(dB).
3. Measurement (dBuV/m) = Reading(dBuV) + C.F (Correction Factor).
4. The emission levels of other frequencies are very lower than the limit and not show in test report.

EUT	BE3600 Dual-Band Wi-Fi 7 Gaming Router	Date of Test	2025-04-16
Factor	DRH18-E	Temp. / Humidity	21°C /63%
Polarity	Horizontal	Site / Test Engineer	AC2 / Stanley
Test Mode	802.11be-40MHz_TX_Band3_CH 102_ANT 0+1	Test Voltage	AC 120V/60Hz

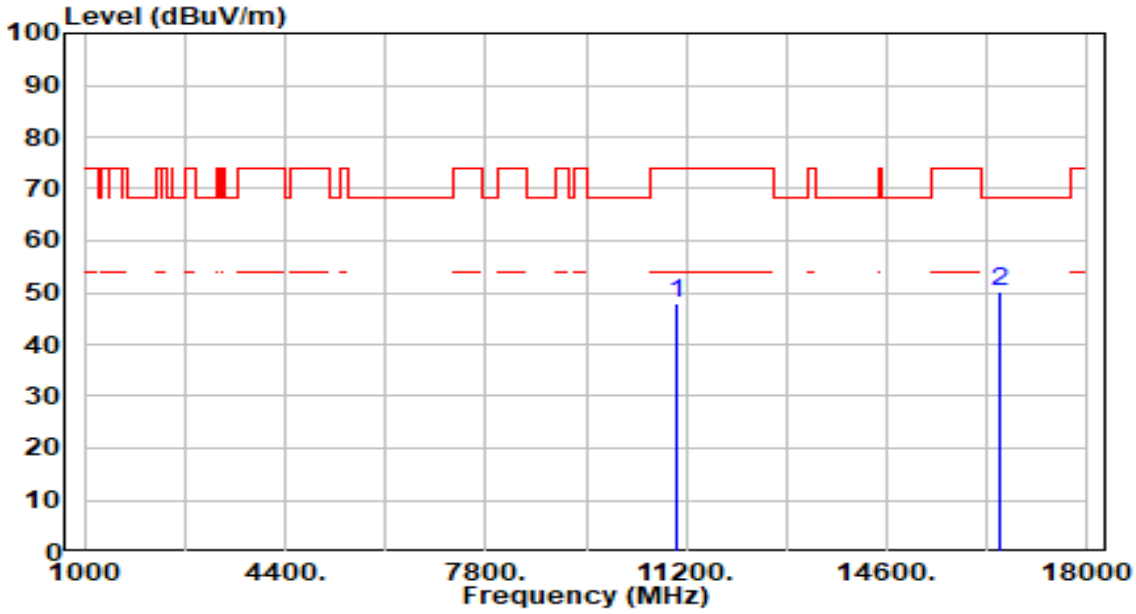

No		Frequency (MHz)	Reading (dBuV)	C.F (dB/m)	Measurement (dBuV/m)	Margin (dB)	Limit (dBuV/m)	Height (cm)	Angle (deg)	Remark (QP/PK/AV)
1		11020.000	41.48	6.33	47.81	-26.19	74.00	200	14	Peak
2	*	16530.000	41.91	8.30	50.21	-17.99	68.20	200	5	Peak

Note:

1. " *", means this data is the worst emission level.
2. C.F (Correction Factor) = Antenna Factor (dB/m)+ Cable Loss (dB) – Preamplifier(dB).
3. Measurement (dBuV/m) = Reading(dBuV) + C.F (Correction Factor).
4. The emission levels of other frequencies are very lower than the limit and not show in test report.

EUT	BE3600 Dual-Band Wi-Fi 7 Gaming Router	Date of Test	2025-04-16
Factor	DRH18-E	Temp. / Humidity	21°C /63%
Polarity	Vertical	Site / Test Engineer	AC2 / Stanley
Test Mode	802.11be-40MHz_TX_Band3_CH 102_ANT 0+1	Test Voltage	AC 120V/60Hz

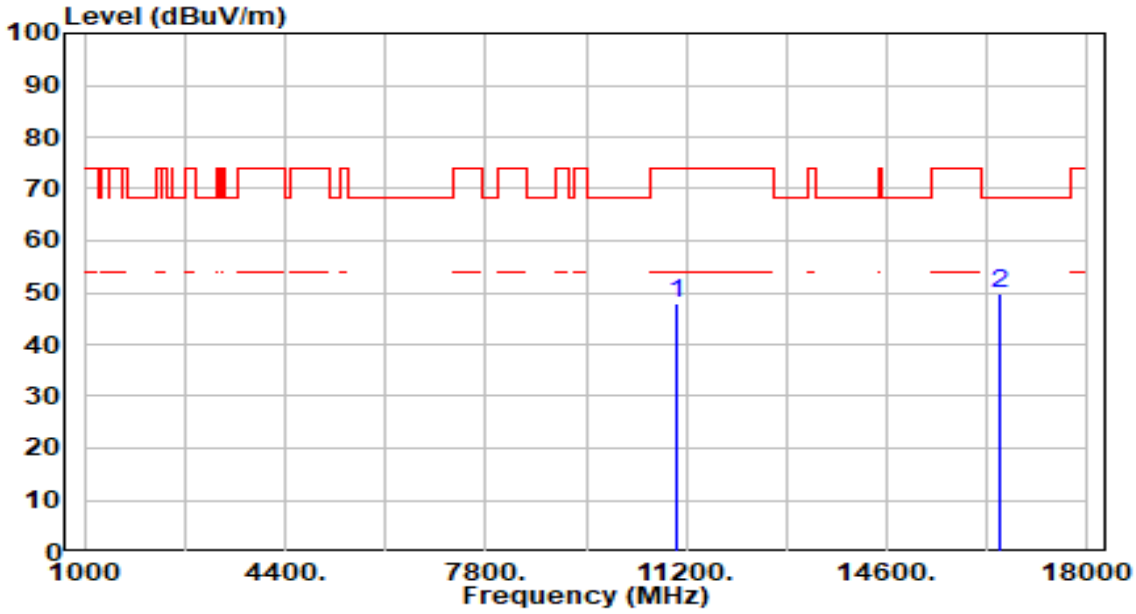

No		Frequency (MHz)	Reading (dBuV)	C.F (dB/m)	Measurement (dBuV/m)	Margin (dB)	Limit (dBuV/m)	Height (cm)	Angle (deg)	Remark (QP/PK/AV)
1		11020.000	41.66	6.33	47.99	-26.01	74.00	200	191	Peak
2	*	16530.000	41.33	8.30	49.63	-18.57	68.20	200	218	Peak

Note:

1. " *", means this data is the worst emission level.
2. C.F (Correction Factor) = Antenna Factor (dB/m)+ Cable Loss (dB) – Preamplifier(dB).
3. Measurement (dBuV/m) = Reading(dBuV) + C.F (Correction Factor).
4. The emission levels of other frequencies are very lower than the limit and not show in test report.

EUT	BE3600 Dual-Band Wi-Fi 7 Gaming Router	Date of Test	2025-04-16
Factor	DRH18-E	Temp. / Humidity	21°C /63%
Polarity	Horizontal	Site / Test Engineer	AC2 / Stanley
Test Mode	802.11be-40MHz_TX_Band3_CH 110_ANT 0+1	Test Voltage	AC 120V/60Hz

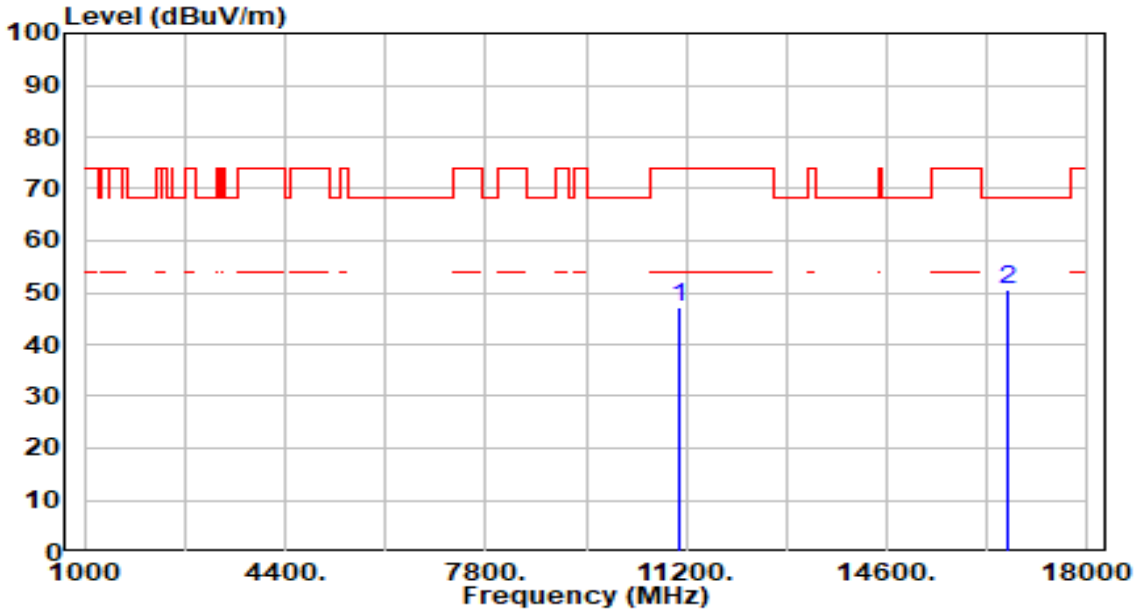

No		Frequency (MHz)	Reading (dBuV)	C.F (dB/m)	Measurement (dBuV/m)	Margin (dB)	Limit (dBuV/m)	Height (cm)	Angle (deg)	Remark (QP/PK/AV)
1		11100.000	40.46	6.56	47.02	-26.98	74.00	200	272	Peak
2	*	16650.000	42.39	8.23	50.62	-17.58	68.20	200	360	Peak

Note:

1. " *", means this data is the worst emission level.
2. C.F (Correction Factor) = Antenna Factor (dB/m)+ Cable Loss (dB) – Preamplifier(dB).
3. Measurement (dBuV/m) = Reading(dBuV) + C.F (Correction Factor).
4. The emission levels of other frequencies are very lower than the limit and not show in test report.

EUT	BE3600 Dual-Band Wi-Fi 7 Gaming Router	Date of Test	2025-04-16
Factor	DRH18-E	Temp. / Humidity	21°C /63%
Polarity	Vertical	Site / Test Engineer	AC2 / Stanley
Test Mode	802.11be-40MHz_TX_Band3_CH 110_ANT 0+1	Test Voltage	AC 120V/60Hz

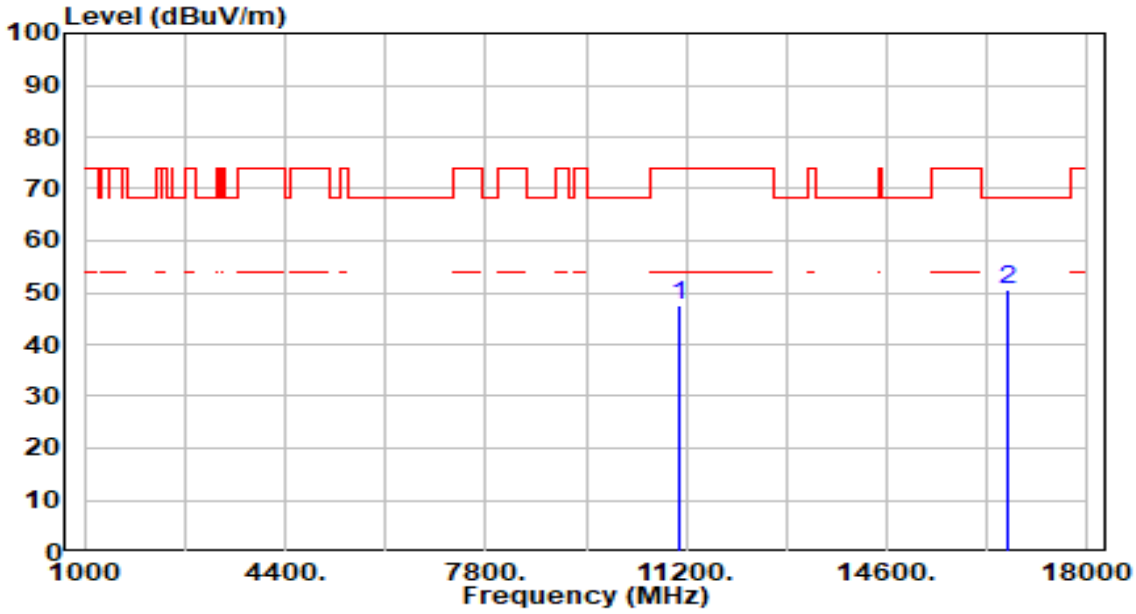

No		Frequency (MHz)	Reading (dBuV)	C.F (dB/m)	Measurement (dBuV/m)	Margin (dB)	Limit (dBuV/m)	Height (cm)	Angle (deg)	Remark (QP/PK/AV)
1		11100.000	40.84	6.56	47.40	-26.60	74.00	200	129	Peak
2	*	16650.000	42.33	8.23	50.56	-17.64	68.20	200	6	Peak

Note:

1. " *", means this data is the worst emission level.
2. C.F (Correction Factor) = Antenna Factor (dB/m)+ Cable Loss (dB) – Preamplifier(dB).
3. Measurement (dBuV/m) = Reading(dBuV) + C.F (Correction Factor).
4. The emission levels of other frequencies are very lower than the limit and not show in test report.

EUT	BE3600 Dual-Band Wi-Fi 7 Gaming Router	Date of Test	2025-04-16
Factor	DRH18-E	Temp. / Humidity	21°C /63%
Polarity	Horizontal	Site / Test Engineer	AC2 / Stanley
Test Mode	802.11be-40MHz_TX_Band3_CH 134_ANT 0+1	Test Voltage	AC 120V/60Hz

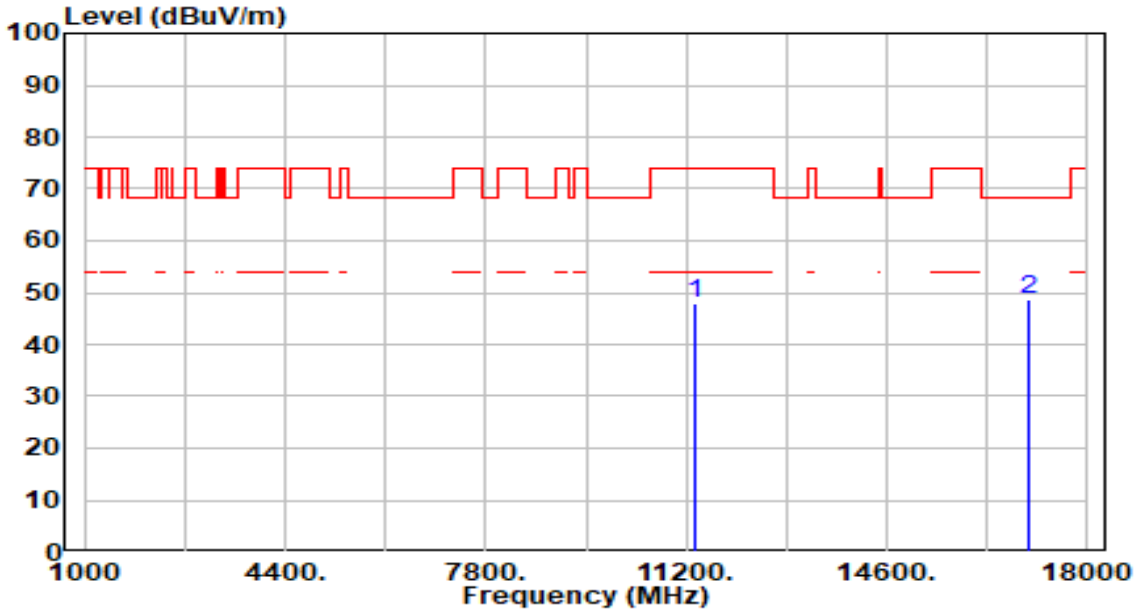

No		Frequency (MHz)	Reading (dBuV)	C.F (dB/m)	Measurement (dBuV/m)	Margin (dB)	Limit (dBuV/m)	Height (cm)	Angle (deg)	Remark (QP/PK/AV)
1		11340.000	41.03	7.08	48.11	-25.89	74.00	200	55	Peak
2	*	17010.000	40.61	8.00	48.61	-19.59	68.20	200	13	Peak

Note:

1. " *", means this data is the worst emission level.
2. C.F (Correction Factor) = Antenna Factor (dB/m)+ Cable Loss (dB) – Preamplifier(dB).
3. Measurement (dBuV/m) = Reading(dBuV) + C.F (Correction Factor).
4. The emission levels of other frequencies are very lower than the limit and not show in test report.

EUT	BE3600 Dual-Band Wi-Fi 7 Gaming Router	Date of Test	2025-04-16
Factor	DRH18-E	Temp. / Humidity	21°C /63%
Polarity	Vertical	Site / Test Engineer	AC2 / Stanley
Test Mode	802.11be-40MHz_TX_Band3_CH 134_ANT 0+1	Test Voltage	AC 120V/60Hz

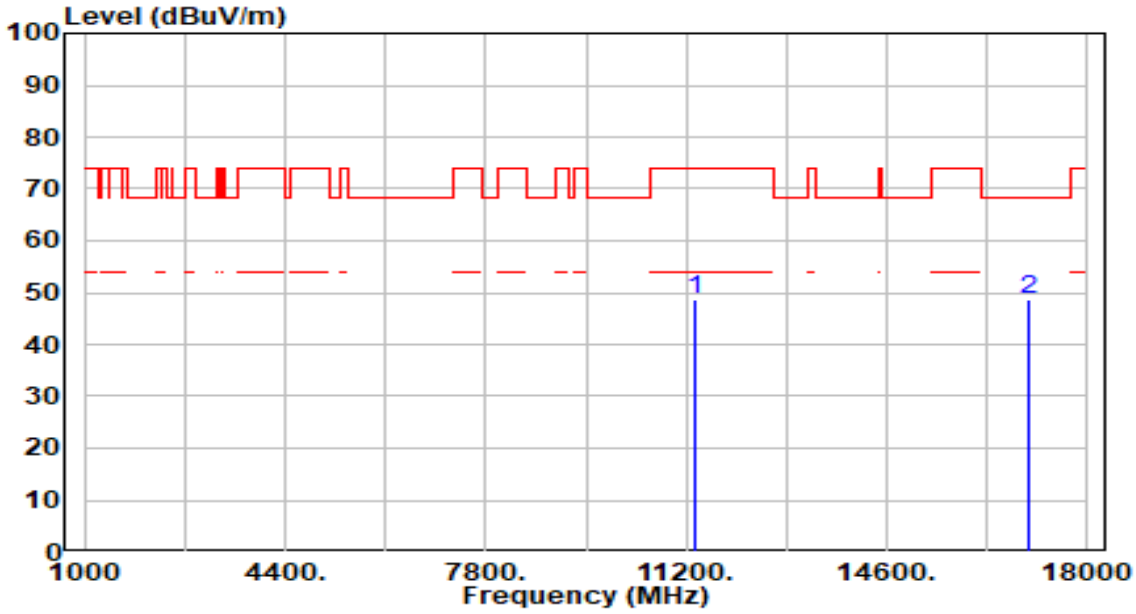

No		Frequency (MHz)	Reading (dBuV)	C.F (dB/m)	Measurement (dBuV/m)	Margin (dB)	Limit (dBuV/m)	Height (cm)	Angle (deg)	Remark (QP/PK/AV)
1		11340.000	41.48	7.08	48.56	-25.44	74.00	200	242	Peak
2	*	17010.000	40.57	8.00	48.57	-19.63	68.20	200	293	Peak

Note:

1. " *", means this data is the worst emission level.
2. C.F (Correction Factor) = Antenna Factor (dB/m)+ Cable Loss (dB) – Preamplifier(dB).
3. Measurement (dBuV/m) = Reading(dBuV) + C.F (Correction Factor).
4. The emission levels of other frequencies are very lower than the limit and not show in test report.

EUT	BE3600 Dual-Band Wi-Fi 7 Gaming Router	Date of Test	2025-04-16
Factor	DRH18-E	Temp. / Humidity	21°C /63%
Polarity	Horizontal	Site / Test Engineer	AC2 / Stanley
Test Mode	802.11be-40MHz_TX_Band3_CH 142_ANT 0+1	Test Voltage	AC 120V/60Hz

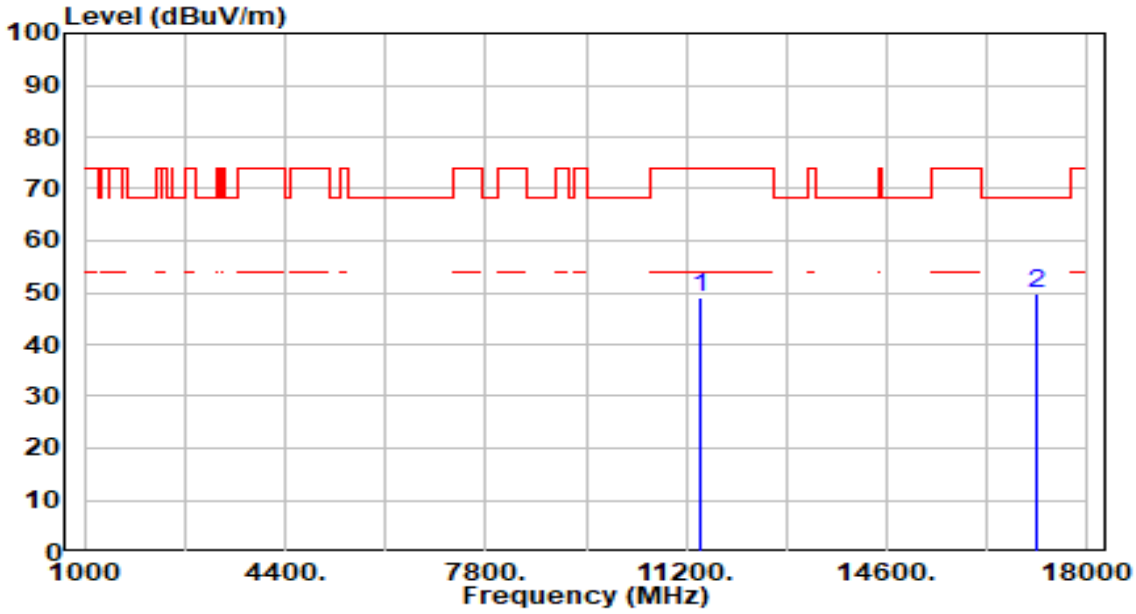

No		Frequency (MHz)	Reading (dBuV)	C.F (dB/m)	Measurement (dBuV/m)	Margin (dB)	Limit (dBuV/m)	Height (cm)	Angle (deg)	Remark (QP/PK/AV)
1		11420.000	42.08	7.14	49.22	-24.78	74.00	200	118	Peak
2	*	17130.000	42.10	7.71	49.80	-18.40	68.20	200	327	Peak

Note:

1. " *", means this data is the worst emission level.
2. C.F (Correction Factor) = Antenna Factor (dB/m)+ Cable Loss (dB) – Preamplifier(dB).
3. Measurement (dBuV/m) = Reading(dBuV) + C.F (Correction Factor).
4. The emission levels of other frequencies are very lower than the limit and not show in test report.

EUT	BE3600 Dual-Band Wi-Fi 7 Gaming Router	Date of Test	2025-04-16
Factor	DRH18-E	Temp. / Humidity	21°C /63%
Polarity	Vertical	Site / Test Engineer	AC2 / Stanley
Test Mode	802.11be-40MHz_TX_Band3_CH 142_ANT 0+1	Test Voltage	AC 120V/60Hz

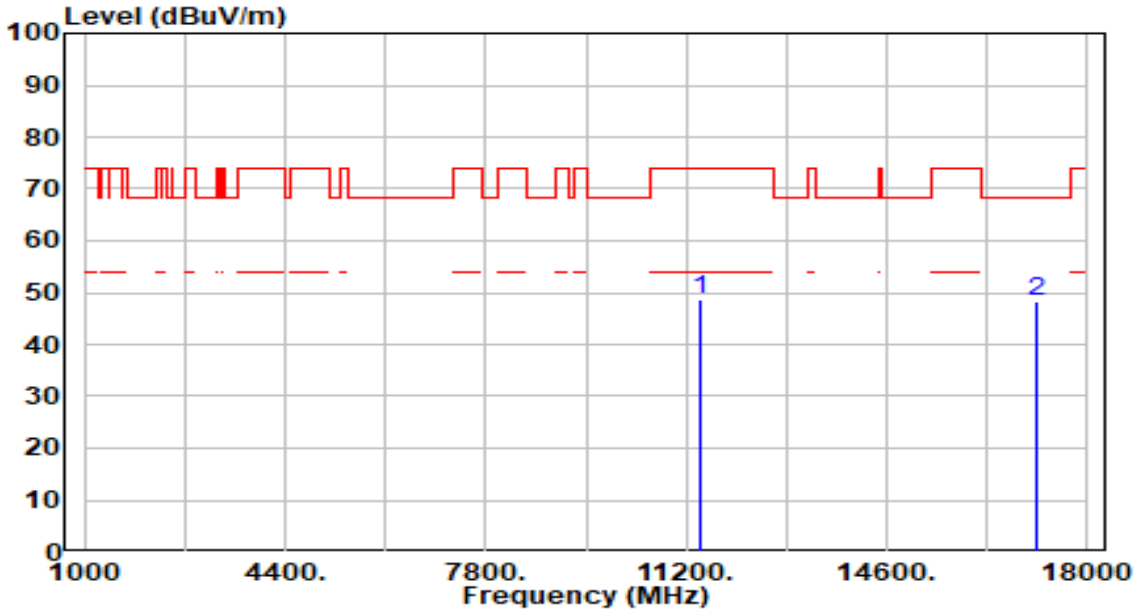

No		Frequency (MHz)	Reading (dBuV)	C.F (dB/m)	Measurement (dBuV/m)	Margin (dB)	Limit (dBuV/m)	Height (cm)	Angle (deg)	Remark (QP/PK/AV)
1		11420.000	41.37	7.14	48.51	-25.49	74.00	200	32	Peak
2	*	17130.000	40.67	7.71	48.38	-19.82	68.20	200	68	Peak

Note:

1. " *", means this data is the worst emission level.
2. C.F (Correction Factor) = Antenna Factor (dB/m)+ Cable Loss (dB) – Preamplifier(dB).
3. Measurement (dBuV/m) = Reading(dBuV) + C.F (Correction Factor).
4. The emission levels of other frequencies are very lower than the limit and not show in test report.

EUT	BE3600 Dual-Band Wi-Fi 7 Gaming Router	Date of Test	2025-04-16
Factor	DRH18-E	Temp. / Humidity	21°C /63%
Polarity	Horizontal	Site / Test Engineer	AC2 / Stanley
Test Mode	802.11be-40MHz_TX_Band4_CH 151_ANT 0+1	Test Voltage	AC 120V/60Hz

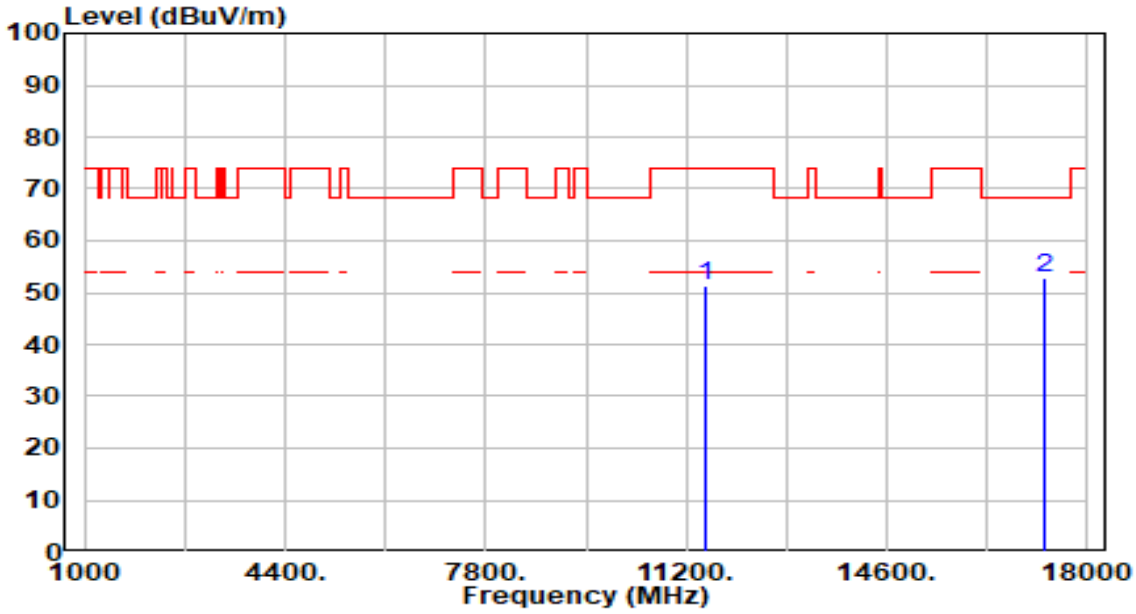

No		Frequency (MHz)	Reading (dBuV)	C.F (dB/m)	Measurement (dBuV/m)	Margin (dB)	Limit (dBuV/m)	Height (cm)	Angle (deg)	Remark (QP/PK/AV)
1		11510.000	43.99	7.19	51.18	-22.82	74.00	200	70	Peak
2	*	17265.000	45.50	7.46	52.97	-15.23	68.20	200	26	Peak

Note:

1. " *", means this data is the worst emission level.
2. C.F (Correction Factor) = Antenna Factor (dB/m)+ Cable Loss (dB) – Preamplifier(dB).
3. Measurement (dBuV/m) = Reading(dBuV) + C.F (Correction Factor).
4. The emission levels of other frequencies are very lower than the limit and not show in test report.

EUT	BE3600 Dual-Band Wi-Fi 7 Gaming Router	Date of Test	2025-04-16
Factor	DRH18-E	Temp. / Humidity	21°C /63%
Polarity	Vertical	Site / Test Engineer	AC2 / Stanley
Test Mode	802.11be-40MHz_TX_Band4_CH 151_ANT 0+1	Test Voltage	AC 120V/60Hz

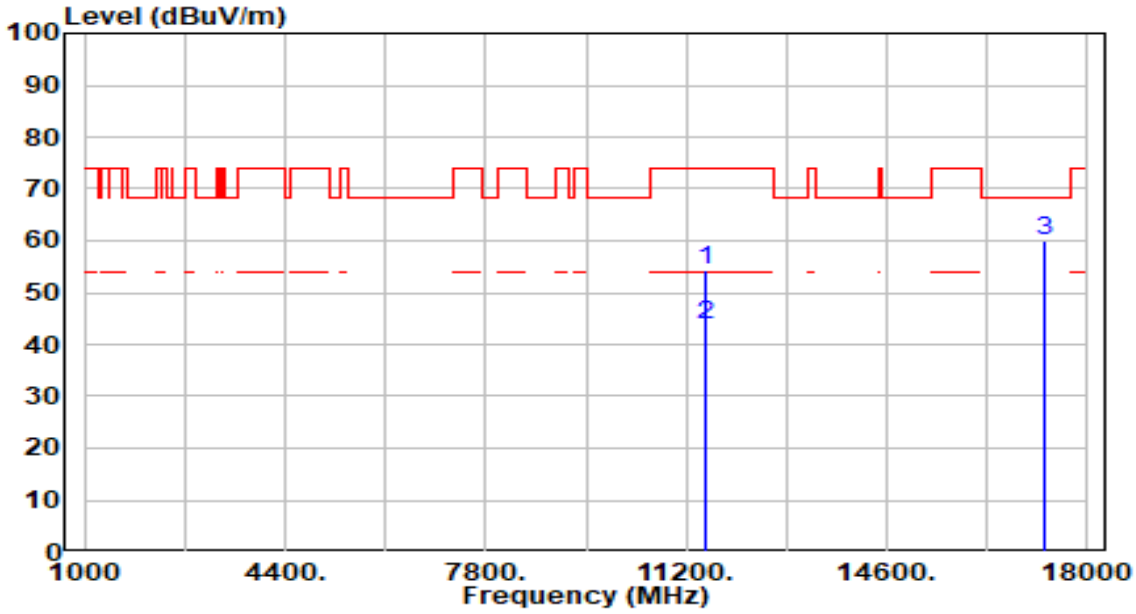

No		Frequency (MHz)	Reading (dBuV)	C.F (dB/m)	Measurement (dBuV/m)	Margin (dB)	Limit (dBuV/m)	Height (cm)	Angle (deg)	Remark (QP/PK/AV)
1		11510.000	47.04	7.19	54.23	-19.77	74.00	200	140	Peak
2	*	11510.000	36.77	7.19	43.96	-10.04	54.00	200	140	Average
3	*	17265.000	52.47	7.46	59.93	-8.27	68.20	200	158	Peak

Note:

1. " *", means this data is the worst emission level.
2. C.F (Correction Factor) = Antenna Factor (dB/m) + Cable Loss (dB) – Preamplifier(dB).
3. Measurement (dBuV/m) = Reading(dBuV) + C.F (Correction Factor).
4. The emission levels of other frequencies are very lower than the limit and not show in test report.

EUT	BE3600 Dual-Band Wi-Fi 7 Gaming Router	Date of Test	2025-04-16
Factor	DRH18-E	Temp. / Humidity	21°C /63%
Polarity	Horizontal	Site / Test Engineer	AC2 / Stanley
Test Mode	802.11be-40MHz_TX_Band4_CH 159_ANT 0+1	Test Voltage	AC 120V/60Hz

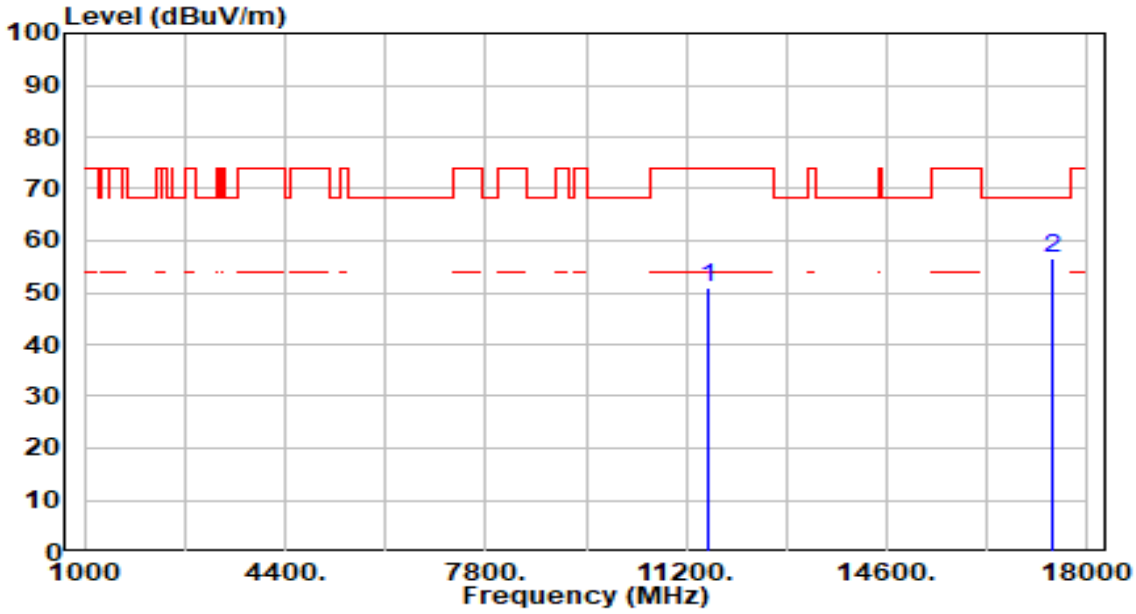

No		Frequency (MHz)	Reading (dBuV)	C.F (dB/m)	Measurement (dBuV/m)	Margin (dB)	Limit (dBuV/m)	Height (cm)	Angle (deg)	Remark (QP/PK/AV)
1		11590.000	43.56	7.27	50.82	-23.18	74.00	200	351	Peak
2	*	17385.000	49.31	7.20	56.51	-11.69	68.20	200	13	Peak

Note:

1. " *", means this data is the worst emission level.
2. C.F (Correction Factor) = Antenna Factor (dB/m)+ Cable Loss (dB) – Preamplifier(dB).
3. Measurement (dBuV/m) = Reading(dBuV) + C.F (Correction Factor).
4. The emission levels of other frequencies are very lower than the limit and not show in test report.

EUT	BE3600 Dual-Band Wi-Fi 7 Gaming Router	Date of Test	2025-04-16
Factor	DRH18-E	Temp. / Humidity	21°C /63%
Polarity	Vertical	Site / Test Engineer	AC2 / Stanley
Test Mode	802.11be-40MHz_TX_Band4_CH 159_ANT 0+1	Test Voltage	AC 120V/60Hz

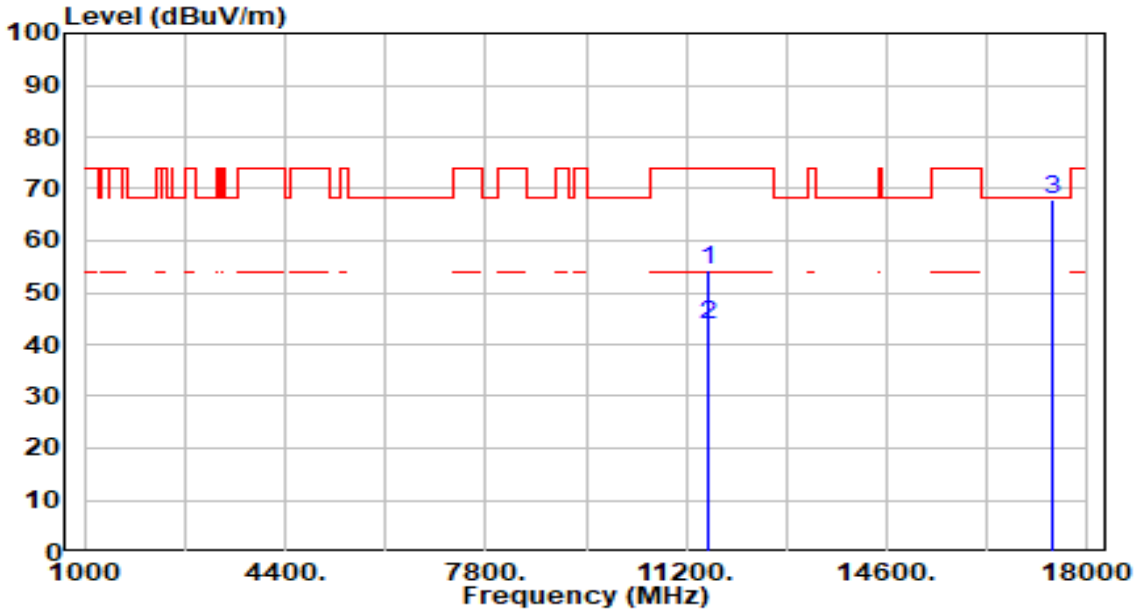

No		Frequency (MHz)	Reading (dBuV)	C.F (dB/m)	Measurement (dBuV/m)	Margin (dB)	Limit (dBuV/m)	Height (cm)	Angle (deg)	Remark (QP/PK/AV)
1		11590.000	47.11	7.27	54.38	-19.62	74.00	200	141	Peak
2	*	11590.000	36.57	7.27	43.84	-10.16	54.00	200	141	Average
3	*	17385.000	60.73	7.20	67.93	-0.27	68.20	200	165	Peak

Note:

1. " *", means this data is the worst emission level.
2. C.F (Correction Factor) = Antenna Factor (dB/m) + Cable Loss (dB) – Preamplifier(dB).
3. Measurement (dBuV/m) = Reading(dBuV) + C.F (Correction Factor).
4. The emission levels of other frequencies are very lower than the limit and not show in test report.

EUT	BE3600 Dual-Band Wi-Fi 7 Gaming Router	Date of Test	2025-04-16
Factor	DRH18-E	Temp. / Humidity	21°C /63%
Polarity	Horizontal	Site / Test Engineer	AC2 / Stanley
Test Mode	802.11be-80MHz_TX_Band1_CH 42_ANT 0+1	Test Voltage	AC 120V/60Hz

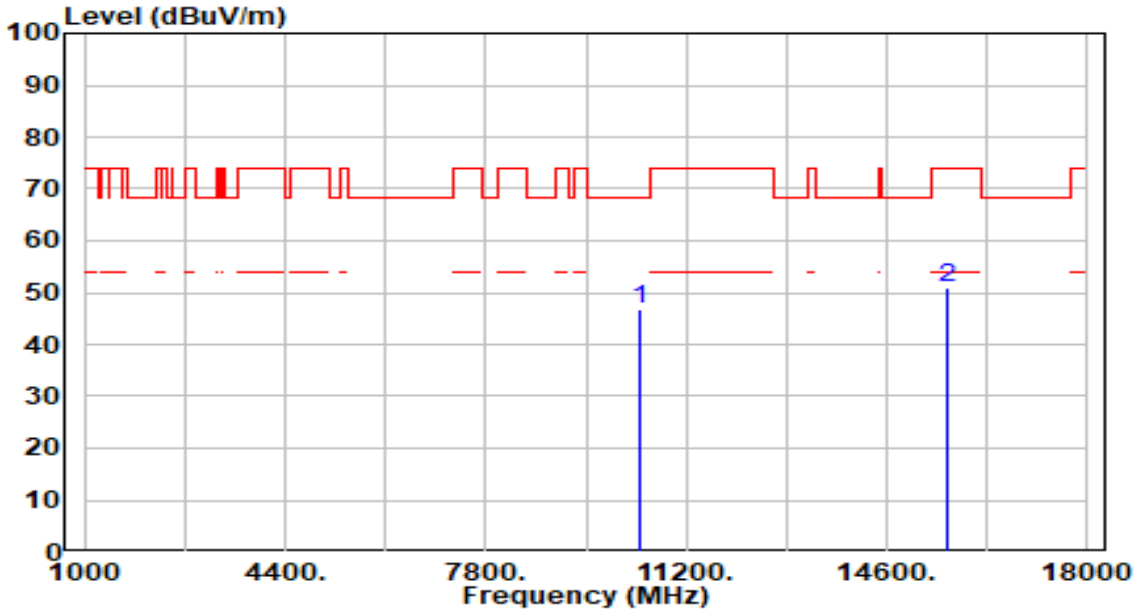

No		Frequency (MHz)	Reading (dBuV)	C.F (dB/m)	Measurement (dBuV/m)	Margin (dB)	Limit (dBuV/m)	Height (cm)	Angle (deg)	Remark (QP/PK/AV)
1	*	10420.000	40.15	6.51	46.67	-21.53	68.20	200	40	Peak
2		15630.000	42.51	8.40	50.91	-23.09	74.00	200	31	Peak

Note:

1. " *", means this data is the worst emission level.
2. C.F (Correction Factor) = Antenna Factor (dB/m)+ Cable Loss (dB) – Preamplifier(dB).
3. Measurement (dBuV/m) = Reading(dBuV) + C.F (Correction Factor).
4. The emission levels of other frequencies are very lower than the limit and not show in test report.

EUT	BE3600 Dual-Band Wi-Fi 7 Gaming Router	Date of Test	2025-04-16
Factor	DRH18-E	Temp. / Humidity	21°C /63%
Polarity	Vertical	Site / Test Engineer	AC2 / Stanley
Test Mode	802.11be-80MHz_TX_Band1_CH 42_ANT 0+1	Test Voltage	AC 120V/60Hz

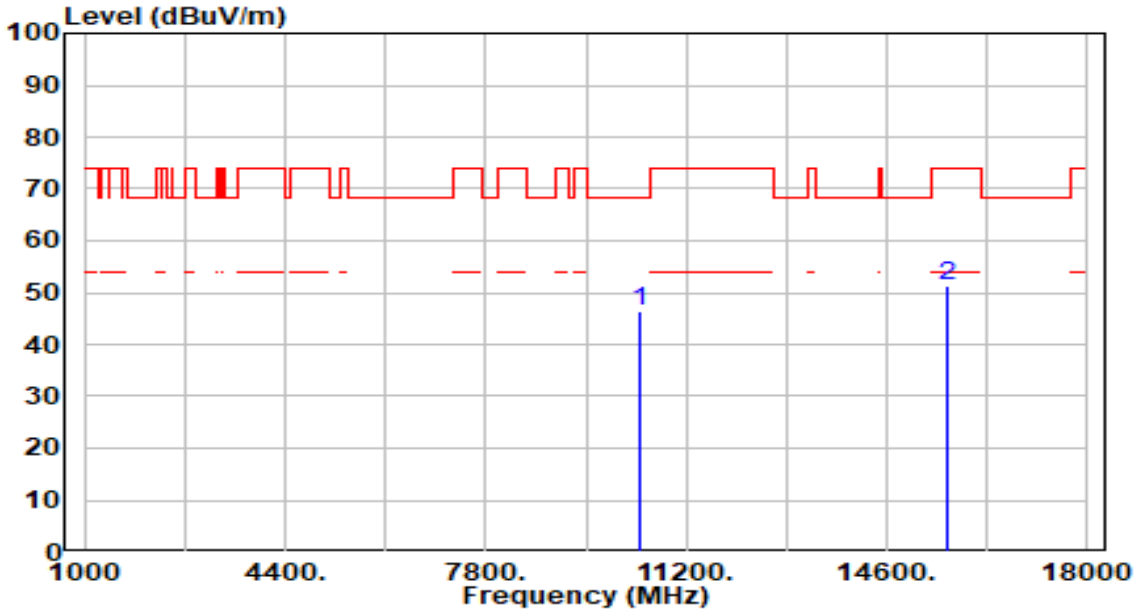

No		Frequency (MHz)	Reading (dBuV)	C.F (dB/m)	Measurement (dBuV/m)	Margin (dB)	Limit (dBuV/m)	Height (cm)	Angle (deg)	Remark (QP/PK/AV)
1	*	10420.000	39.83	6.51	46.34	-21.86	68.20	200	0	Peak
2		15630.000	42.99	8.40	51.39	-22.61	74.00	200	164	Peak

Note:

1. " *", means this data is the worst emission level.
2. C.F (Correction Factor) = Antenna Factor (dB/m)+ Cable Loss (dB) – Preamplifier(dB).
3. Measurement (dBuV/m) = Reading(dBuV) + C.F (Correction Factor).
4. The emission levels of other frequencies are very lower than the limit and not show in test report.

EUT	BE3600 Dual-Band Wi-Fi 7 Gaming Router	Date of Test	2025-04-16
Factor	DRH18-E	Temp. / Humidity	21°C /63%
Polarity	Horizontal	Site / Test Engineer	AC2 / Stanley
Test Mode	802.11be-80MHz_TX_Band2_CH 58_ANT 0+1	Test Voltage	AC 120V/60Hz

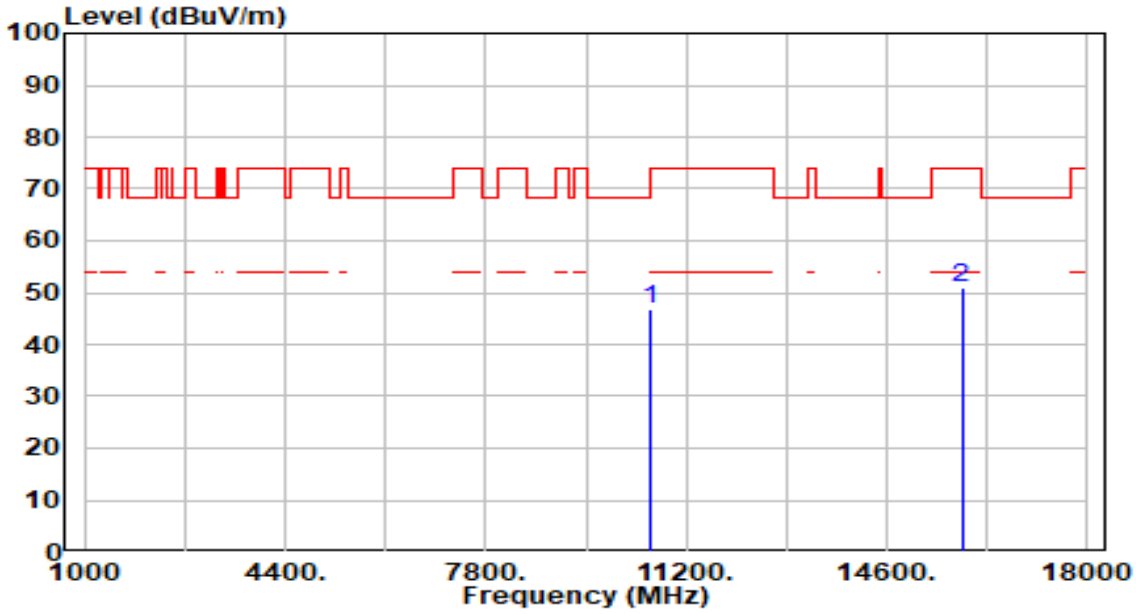

No		Frequency (MHz)	Reading (dBuV)	C.F (dB/m)	Measurement (dBuV/m)	Margin (dB)	Limit (dBuV/m)	Height (cm)	Angle (deg)	Remark (QP/PK/AV)
1	*	10580.000	40.25	6.37	46.62	-21.58	68.20	200	337	Peak
2		15870.000	42.03	8.89	50.91	-23.09	74.00	200	325	Peak

Note:

1. " *", means this data is the worst emission level.
2. C.F (Correction Factor) = Antenna Factor (dB/m)+ Cable Loss (dB) – Preamplifier(dB).
3. Measurement (dBuV/m) = Reading(dBuV) + C.F (Correction Factor).
4. The emission levels of other frequencies are very lower than the limit and not show in test report.

EUT	BE3600 Dual-Band Wi-Fi 7 Gaming Router	Date of Test	2025-04-16
Factor	DRH18-E	Temp. / Humidity	21°C /63%
Polarity	Vertical	Site / Test Engineer	AC2 / Stanley
Test Mode	802.11be-80MHz_TX_Band2_CH 58_ANT 0+1	Test Voltage	AC 120V/60Hz

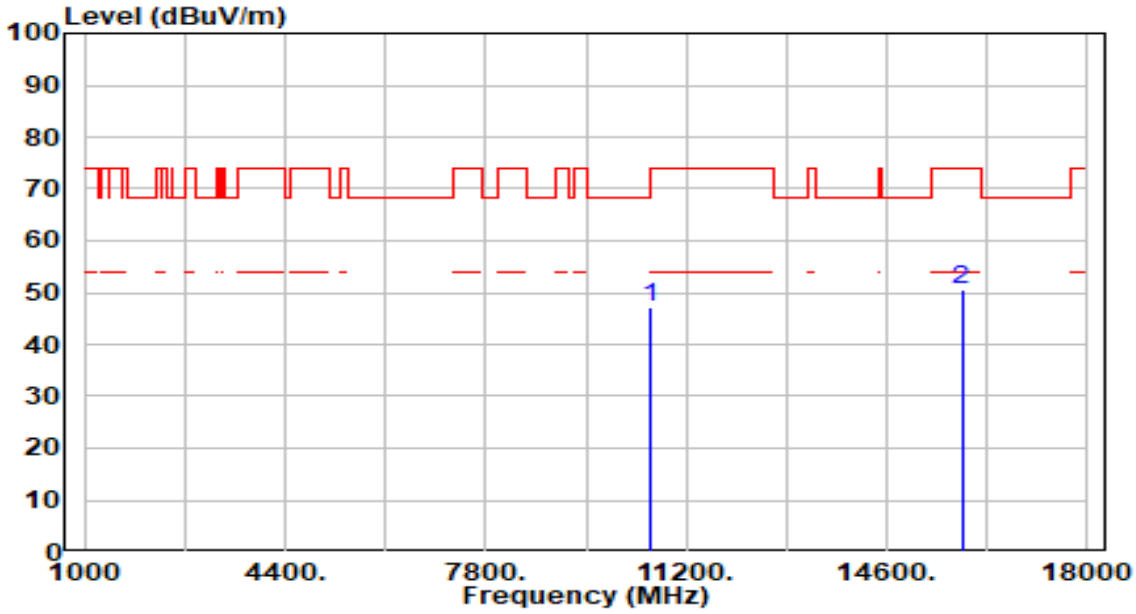

No		Frequency (MHz)	Reading (dBuV)	C.F (dB/m)	Measurement (dBuV/m)	Margin (dB)	Limit (dBuV/m)	Height (cm)	Angle (deg)	Remark (QP/PK/AV)
1	*	10580.000	40.81	6.37	47.19	-21.01	68.20	200	295	Peak
2		15870.000	41.79	8.89	50.68	-23.32	74.00	200	306	Peak

Note:

1. " *", means this data is the worst emission level.
2. C.F (Correction Factor) = Antenna Factor (dB/m)+ Cable Loss (dB) – Preamplifier(dB).
3. Measurement (dBuV/m) = Reading(dBuV) + C.F (Correction Factor).
4. The emission levels of other frequencies are very lower than the limit and not show in test report.

EUT	BE3600 Dual-Band Wi-Fi 7 Gaming Router	Date of Test	2025-04-16
Factor	DRH18-E	Temp. / Humidity	21°C /63%
Polarity	Horizontal	Site / Test Engineer	AC2 / Stanley
Test Mode	802.11be-80MHz_TX_Band3_CH 106_ANT 0+1	Test Voltage	AC 120V/60Hz

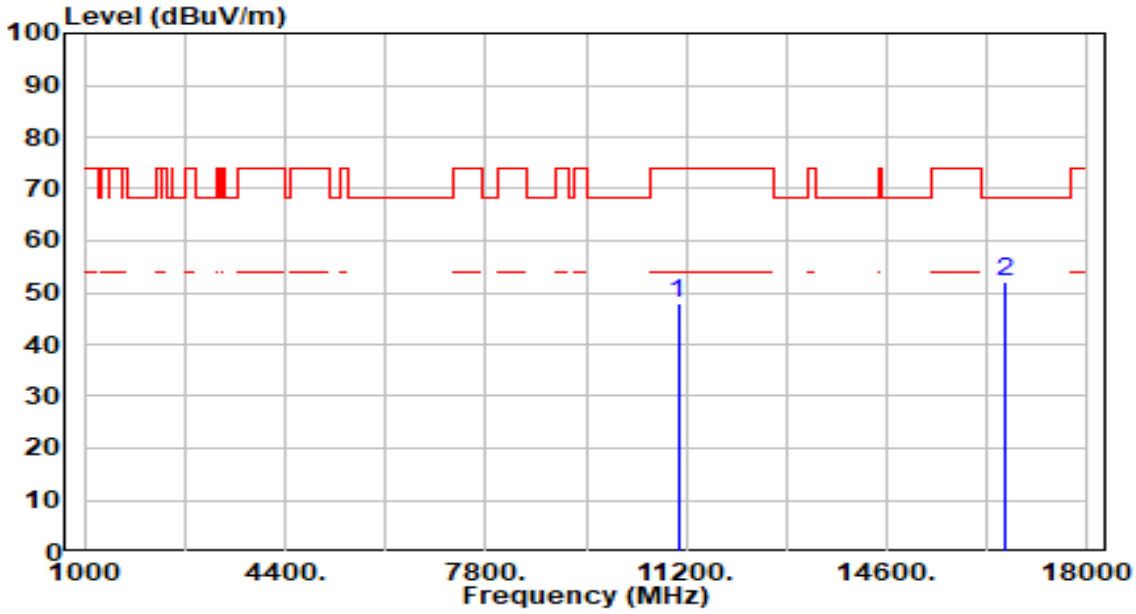

No		Frequency (MHz)	Reading (dBuV)	C.F (dB/m)	Measurement (dBuV/m)	Margin (dB)	Limit (dBuV/m)	Height (cm)	Angle (deg)	Remark (QP/PK/AV)
1		11060.000	41.39	6.44	47.84	-26.16	74.00	200	65	Peak
2	*	16590.000	43.99	8.23	52.21	-15.99	68.20	200	32	Peak

Note:

1. " *", means this data is the worst emission level.
2. C.F (Correction Factor) = Antenna Factor (dB/m)+ Cable Loss (dB) – Preamplifier(dB).
3. Measurement (dBuV/m) = Reading(dBuV) + C.F (Correction Factor).
4. The emission levels of other frequencies are very lower than the limit and not show in test report.

EUT	BE3600 Dual-Band Wi-Fi 7 Gaming Router	Date of Test	2025-04-16
Factor	DRH18-E	Temp. / Humidity	21°C /63%
Polarity	Vertical	Site / Test Engineer	AC2 / Stanley
Test Mode	802.11be-80MHz_TX_Band3_CH 106_ANT 0+1	Test Voltage	AC 120V/60Hz

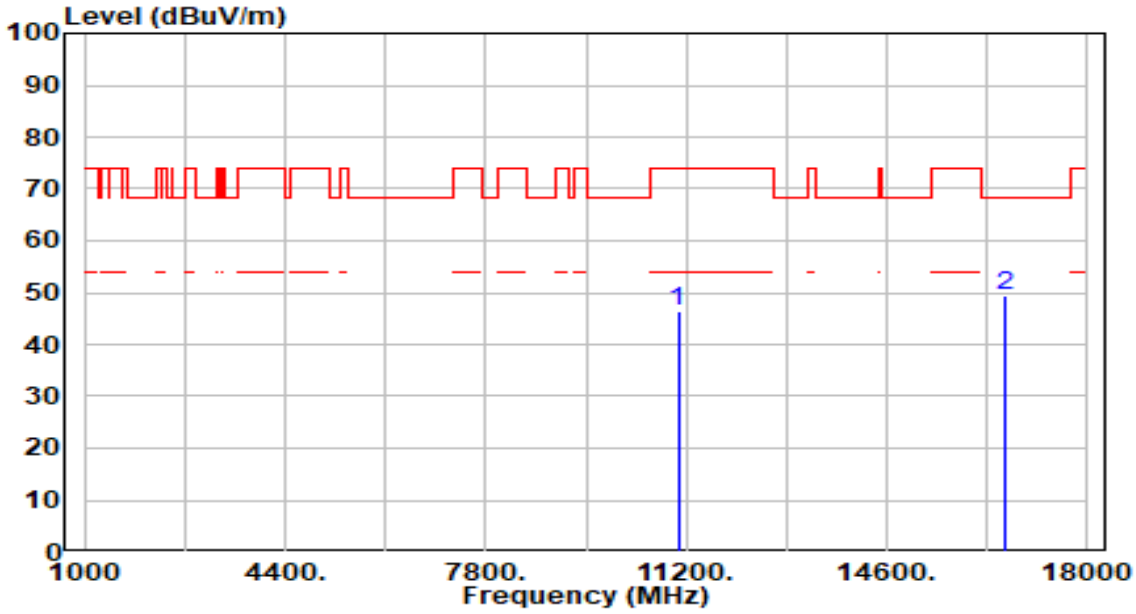

No		Frequency (MHz)	Reading (dBuV)	C.F (dB/m)	Measurement (dBuV/m)	Margin (dB)	Limit (dBuV/m)	Height (cm)	Angle (deg)	Remark (QP/PK/AV)
1		11060.000	39.91	6.44	46.36	-27.64	74.00	200	56	Peak
2	*	16590.000	41.14	8.23	49.37	-18.83	68.20	200	53	Peak

Note:

1. " *", means this data is the worst emission level.
2. C.F (Correction Factor) = Antenna Factor (dB/m)+ Cable Loss (dB) – Preamplifier(dB).
3. Measurement (dBuV/m) = Reading(dBuV) + C.F (Correction Factor).
4. The emission levels of other frequencies are very lower than the limit and not show in test report.

EUT	BE3600 Dual-Band Wi-Fi 7 Gaming Router	Date of Test	2025-04-16
Factor	DRH18-E	Temp. / Humidity	21°C /63%
Polarity	Horizontal	Site / Test Engineer	AC2 / Stanley
Test Mode	802.11be-80MHz_TX_Band3_CH 122_ANT 0+1	Test Voltage	AC 120V/60Hz

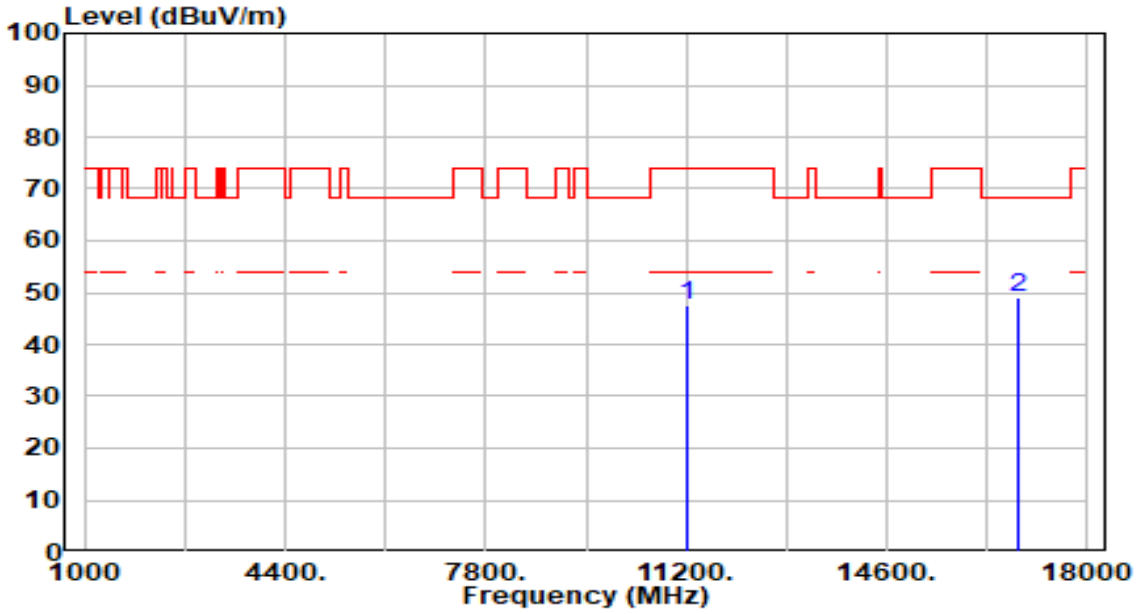

No		Frequency (MHz)	Reading (dBuV)	C.F (dB/m)	Measurement (dBuV/m)	Margin (dB)	Limit (dBuV/m)	Height (cm)	Angle (deg)	Remark (QP/PK/AV)
1		11220.000	40.52	6.92	47.44	-26.56	74.00	200	218	Peak
2	*	16830.000	40.81	8.25	49.06	-19.14	68.20	200	227	Peak

Note:

1. " *", means this data is the worst emission level.
2. C.F (Correction Factor) = Antenna Factor (dB/m)+ Cable Loss (dB) – Preamplifier(dB).
3. Measurement (dBuV/m) = Reading(dBuV) + C.F (Correction Factor).
4. The emission levels of other frequencies are very lower than the limit and not show in test report.

EUT	BE3600 Dual-Band Wi-Fi 7 Gaming Router	Date of Test	2025-04-16
Factor	DRH18-E	Temp. / Humidity	21°C /63%
Polarity	Vertical	Site / Test Engineer	AC2 / Stanley
Test Mode	802.11be-80MHz_TX_Band3_CH 122_ANT 0+1	Test Voltage	AC 120V/60Hz

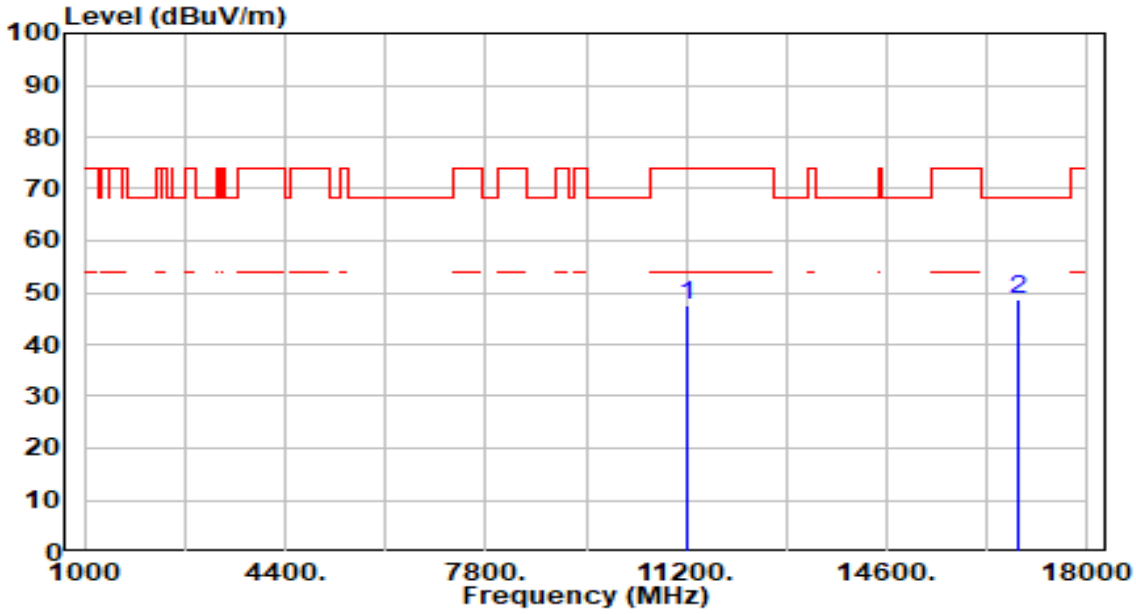

No		Frequency (MHz)	Reading (dBuV)	C.F (dB/m)	Measurement (dBuV/m)	Margin (dB)	Limit (dBuV/m)	Height (cm)	Angle (deg)	Remark (QP/PK/AV)
1		11220.000	40.75	6.92	47.67	-26.33	74.00	200	351	Peak
2	*	16830.000	40.33	8.25	48.58	-19.62	68.20	200	353	Peak

Note:

1. " *", means this data is the worst emission level.
2. C.F (Correction Factor) = Antenna Factor (dB/m)+ Cable Loss (dB) – Preamplifier(dB).
3. Measurement (dBuV/m) = Reading(dBuV) + C.F (Correction Factor).
4. The emission levels of other frequencies are very lower than the limit and not show in test report.

EUT	BE3600 Dual-Band Wi-Fi 7 Gaming Router	Date of Test	2025-04-16
Factor	DRH18-E	Temp. / Humidity	21°C /63%
Polarity	Horizontal	Site / Test Engineer	AC2 / Stanley
Test Mode	802.11be-80MHz_TX_Band3_CH 138_ANT 0+1	Test Voltage	AC 120V/60Hz

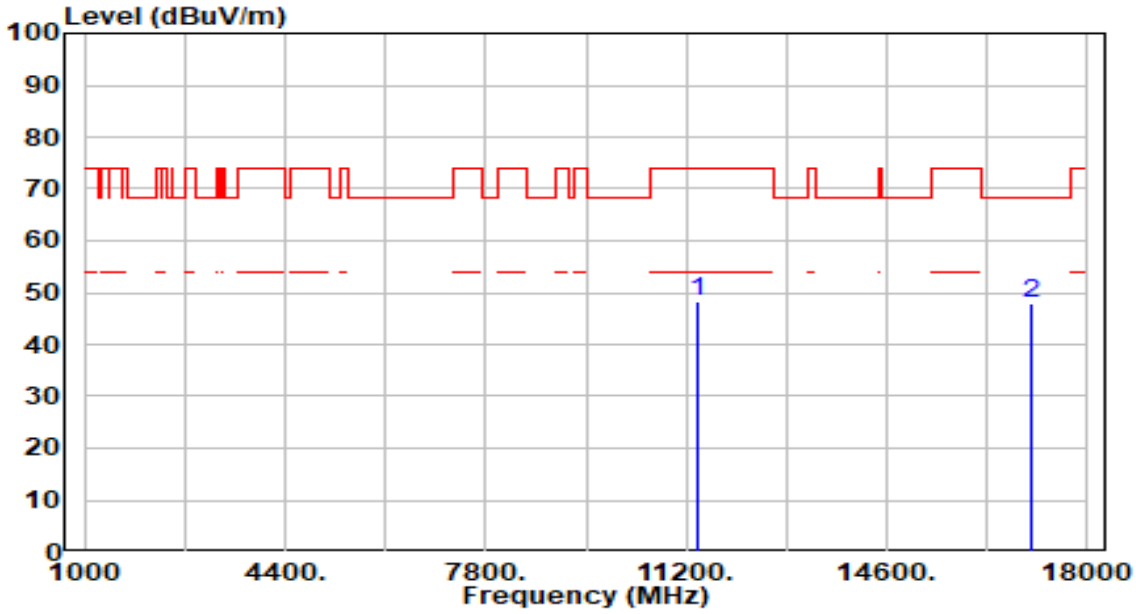

No		Frequency (MHz)	Reading (dBuV)	C.F (dB/m)	Measurement (dBuV/m)	Margin (dB)	Limit (dBuV/m)	Height (cm)	Angle (deg)	Remark (QP/PK/AV)
1		11380.000	41.35	7.12	48.47	-25.53	74.00	200	200	Peak
2	*	17070.000	40.08	7.85	47.92	-20.28	68.20	200	144	Peak

Note:

1. " *", means this data is the worst emission level.
2. C.F (Correction Factor) = Antenna Factor (dB/m)+ Cable Loss (dB) – Preamplifier(dB).
3. Measurement (dBuV/m) = Reading(dBuV) + C.F (Correction Factor).
4. The emission levels of other frequencies are very lower than the limit and not show in test report.

EUT	BE3600 Dual-Band Wi-Fi 7 Gaming Router	Date of Test	2025-04-16
Factor	DRH18-E	Temp. / Humidity	21°C /63%
Polarity	Vertical	Site / Test Engineer	AC2 / Stanley
Test Mode	802.11be-80MHz_TX_Band3_CH 138_ANT 0+1	Test Voltage	AC 120V/60Hz

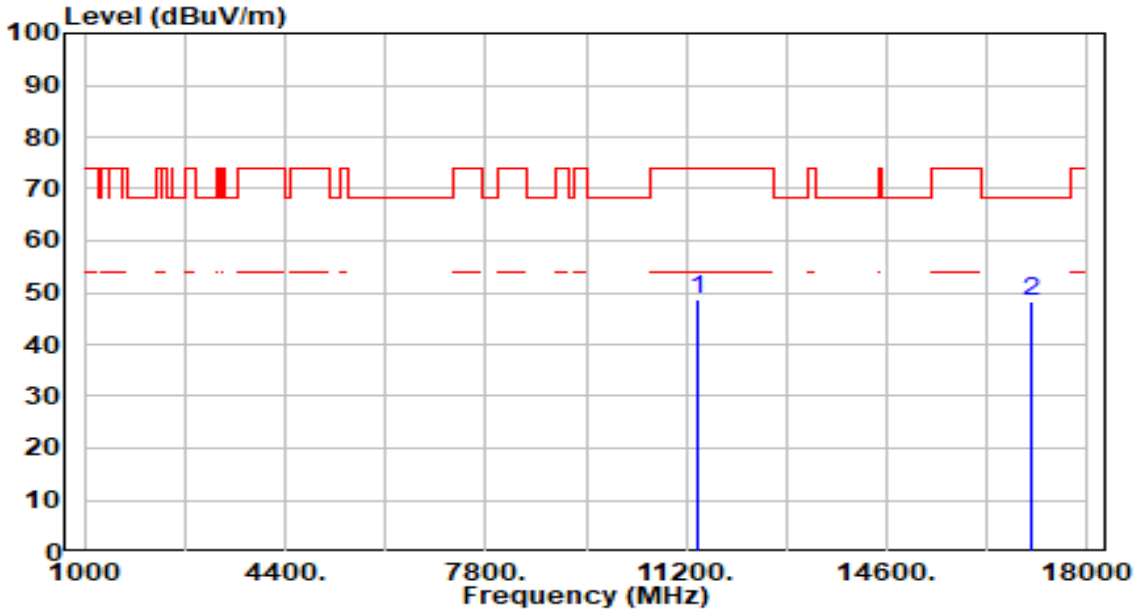

No		Frequency (MHz)	Reading (dBuV)	C.F (dB/m)	Measurement (dBuV/m)	Margin (dB)	Limit (dBuV/m)	Height (cm)	Angle (deg)	Remark (QP/PK/AV)
1		11380.000	41.43	7.12	48.55	-25.45	74.00	200	33	Peak
2	*	17070.000	40.54	7.85	48.39	-19.81	68.20	200	0	Peak

Note:

1. " *", means this data is the worst emission level.
2. C.F (Correction Factor) = Antenna Factor (dB/m)+ Cable Loss (dB) – Preamplifier(dB).
3. Measurement (dBuV/m) = Reading(dBuV) + C.F (Correction Factor).
4. The emission levels of other frequencies are very lower than the limit and not show in test report.

EUT	BE3600 Dual-Band Wi-Fi 7 Gaming Router	Date of Test	2025-04-16
Factor	DRH18-E	Temp. / Humidity	21°C /63%
Polarity	Horizontal	Site / Test Engineer	AC2 / Stanley
Test Mode	802.11be-80MHz_TX_Band4_CH 155_ANT 0+1	Test Voltage	AC 120V/60Hz

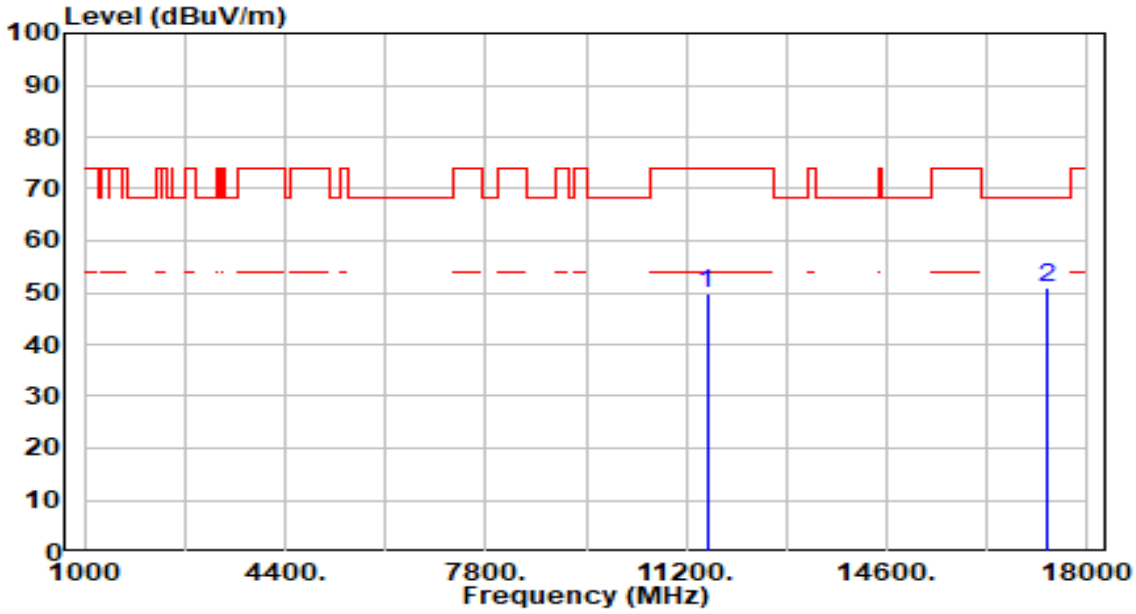

No		Frequency (MHz)	Reading (dBuV)	C.F (dB/m)	Measurement (dBuV/m)	Margin (dB)	Limit (dBuV/m)	Height (cm)	Angle (deg)	Remark (QP/PK/AV)
1		11550.000	42.77	7.23	49.99	-24.01	74.00	200	294	Peak
2	*	17325.000	43.63	7.35	50.98	-17.22	68.20	200	214	Peak

Note:

1. " *", means this data is the worst emission level.
2. C.F (Correction Factor) = Antenna Factor (dB/m)+ Cable Loss (dB) – Preamplifier(dB).
3. Measurement (dBuV/m) = Reading(dBuV) + C.F (Correction Factor).
4. The emission levels of other frequencies are very lower than the limit and not show in test report.

EUT	BE3600 Dual-Band Wi-Fi 7 Gaming Router	Date of Test	2025-04-16
Factor	DRH18-E	Temp. / Humidity	21°C /63%
Polarity	Vertical	Site / Test Engineer	AC2 / Stanley
Test Mode	802.11be-80MHz_TX_Band4_CH 155_ANT 0+1	Test Voltage	AC 120V/60Hz

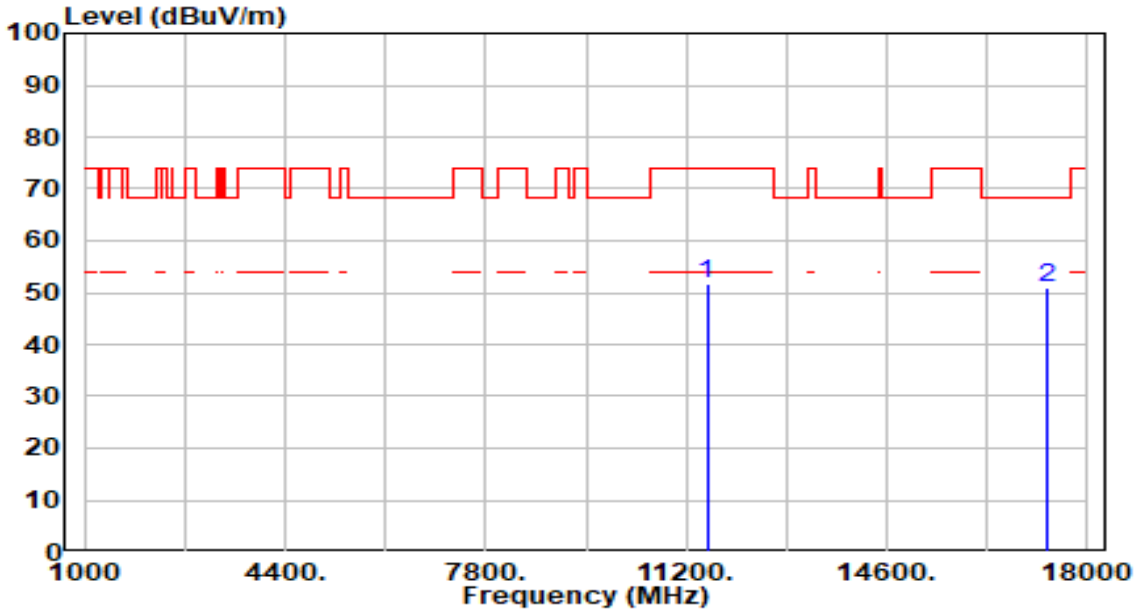

No		Frequency (MHz)	Reading (dBuV)	C.F (dB/m)	Measurement (dBuV/m)	Margin (dB)	Limit (dBuV/m)	Height (cm)	Angle (deg)	Remark (QP/PK/AV)
1		11550.000	44.49	7.23	51.72	-22.28	74.00	200	125	Peak
2	*	17325.000	43.77	7.35	51.12	-17.08	68.20	200	360	Peak

Note:

1. " *", means this data is the worst emission level.
2. C.F (Correction Factor) = Antenna Factor (dB/m)+ Cable Loss (dB) – Preamplifier(dB).
3. Measurement (dBuV/m) = Reading(dBuV) + C.F (Correction Factor).
4. The emission levels of other frequencies are very lower than the limit and not show in test report.

EUT	BE3600 Dual-Band Wi-Fi 7 Gaming Router	Date of Test	2025-04-16
Factor	DRH18-E	Temp. / Humidity	21°C /63%
Polarity	Horizontal	Site / Test Engineer	AC2 / Stanley
Test Mode	802.11be-160MHz_TX_Band1,2_CH 50_ANT 0+1	Test Voltage	AC 120V/60Hz

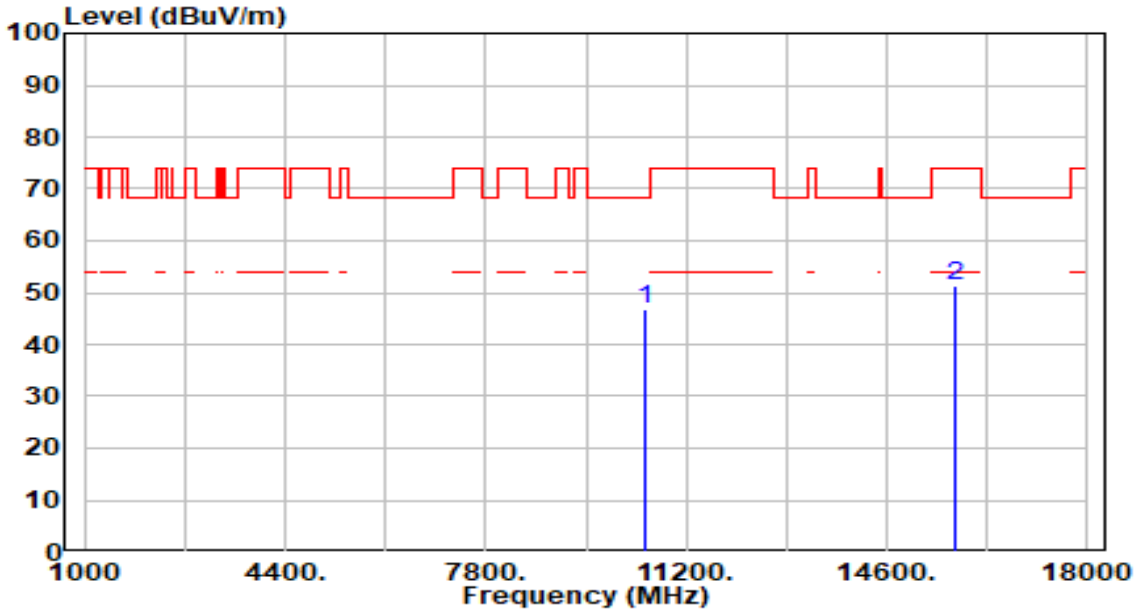

No		Frequency (MHz)	Reading (dBuV)	C.F (dB/m)	Measurement (dBuV/m)	Margin (dB)	Limit (dBuV/m)	Height (cm)	Angle (deg)	Remark (QP/PK/AV)
1	*	10500.000	40.51	6.42	46.94	-21.26	68.20	200	0	Peak
2		15750.000	42.69	8.67	51.37	-22.63	74.00	200	15	Peak

Note:

1. " *", means this data is the worst emission level.
2. C.F (Correction Factor) = Antenna Factor (dB/m)+ Cable Loss (dB) – Preamplifier(dB).
3. Measurement (dBuV/m) = Reading(dBuV) + C.F (Correction Factor).
4. The emission levels of other frequencies are very lower than the limit and not show in test report.

EUT	BE3600 Dual-Band Wi-Fi 7 Gaming Router	Date of Test	2025-04-16
Factor	DRH18-E	Temp. / Humidity	21°C /63%
Polarity	Vertical	Site / Test Engineer	AC2 / Stanley
Test Mode	802.11be-160MHz_TX_Band1,2_CH 50_ANT 0+1	Test Voltage	AC 120V/60Hz

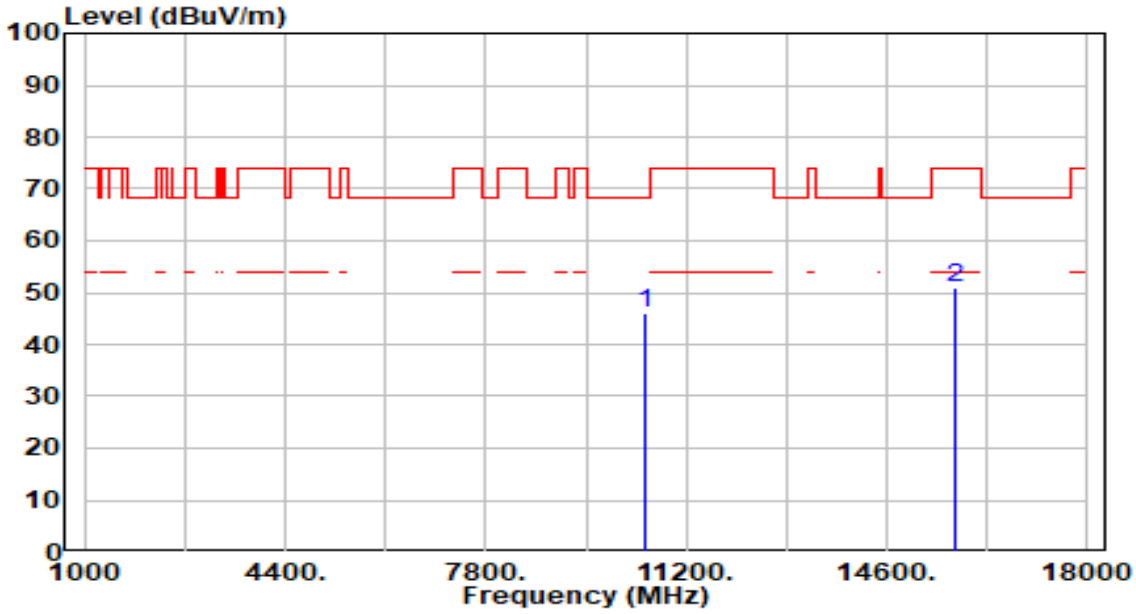

No		Frequency (MHz)	Reading (dBuV)	C.F (dB/m)	Measurement (dBuV/m)	Margin (dB)	Limit (dBuV/m)	Height (cm)	Angle (deg)	Remark (QP/PK/AV)
1	*	10500.000	39.66	6.42	46.09	-22.11	68.20	200	180	Peak
2		15750.000	42.39	8.67	51.06	-22.94	74.00	200	221	Peak

Note:

1. " *", means this data is the worst emission level.
2. C.F (Correction Factor) = Antenna Factor (dB/m)+ Cable Loss (dB) – Preamplifier(dB).
3. Measurement (dBuV/m) = Reading(dBuV) + C.F (Correction Factor).
4. The emission levels of other frequencies are very lower than the limit and not show in test report.

EUT	BE3600 Dual-Band Wi-Fi 7 Gaming Router	Date of Test	2025-04-16
Factor	DRH18-E	Temp. / Humidity	21°C /63%
Polarity	Horizontal	Site / Test Engineer	AC2 / Stanley
Test Mode	802.11be-160MHz_TX_Band3_CH 114_ANT 0+1	Test Voltage	AC 120V/60Hz

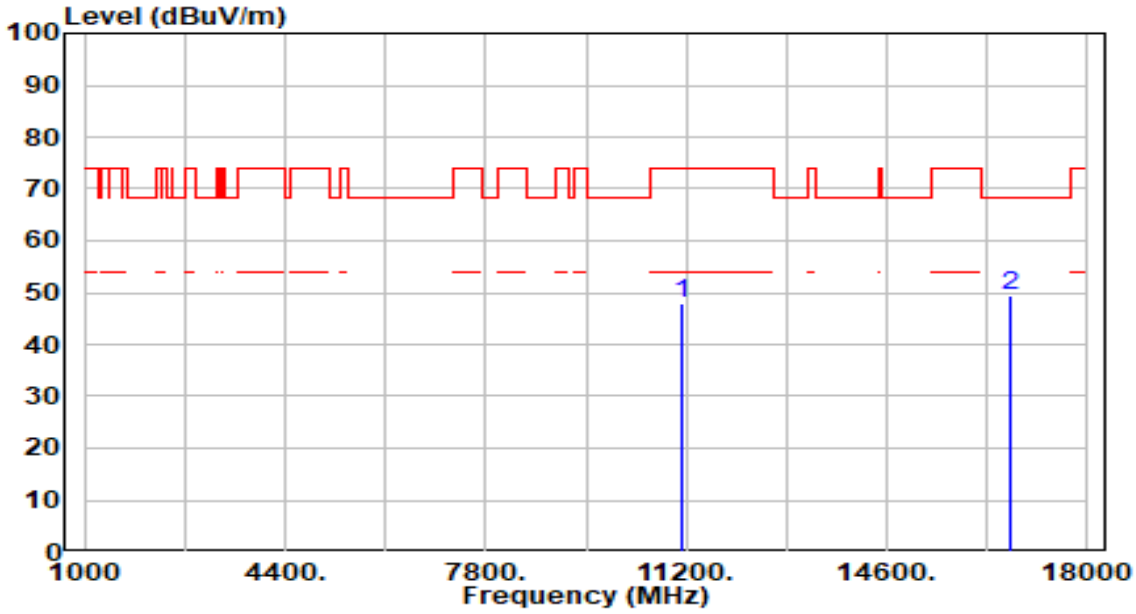

No		Frequency (MHz)	Reading (dBuV)	C.F (dB/m)	Measurement (dBuV/m)	Margin (dB)	Limit (dBuV/m)	Height (cm)	Angle (deg)	Remark (QP/PK/AV)
1		11140.000	41.09	6.69	47.78	-26.22	74.00	200	335	Peak
2	*	16710.000	41.33	8.25	49.58	-18.62	68.20	200	320	Peak

Note:

1. " *", means this data is the worst emission level.
2. C.F (Correction Factor) = Antenna Factor (dB/m)+ Cable Loss (dB) – Preamplifier(dB).
3. Measurement (dBuV/m) = Reading(dBuV) + C.F (Correction Factor).
4. The emission levels of other frequencies are very lower than the limit and not show in test report.

EUT	BE3600 Dual-Band Wi-Fi 7 Gaming Router	Date of Test	2025-04-16
Factor	DRH18-E	Temp. / Humidity	21°C /63%
Polarity	Vertical	Site / Test Engineer	AC2 / Stanley
Test Mode	802.11be-160MHz_TX_Band3_CH 114_ANT 0+1	Test Voltage	AC 120V/60Hz

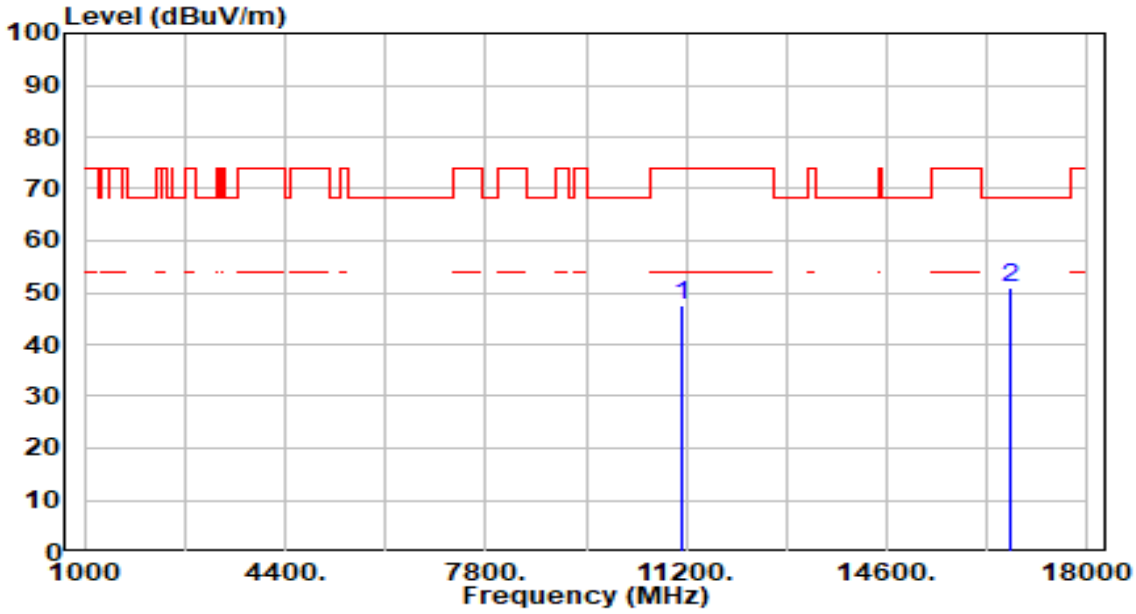

No		Frequency (MHz)	Reading (dBuV)	C.F (dB/m)	Measurement (dBuV/m)	Margin (dB)	Limit (dBuV/m)	Height (cm)	Angle (deg)	Remark (QP/PK/AV)
1		11140.000	40.92	6.69	47.61	-26.39	74.00	200	144	Peak
2	*	16710.000	42.51	8.25	50.76	-17.44	68.20	200	24	Peak

Note:

1. " *", means this data is the worst emission level.
2. C.F (Correction Factor) = Antenna Factor (dB/m)+ Cable Loss (dB) – Preamplifier(dB).
3. Measurement (dBuV/m) = Reading(dBuV) + C.F (Correction Factor).
4. The emission levels of other frequencies are very lower than the limit and not show in test report.

EUT	BE3600 Dual-Band Wi-Fi Gaming Router	Date of Test	2025-04-11
Factor	BBHA 9170	Temp. / Humidity	21°C /63%
Polarity	Horizontal	Site / Test Engineer	AC2 / Stanley
Test Mode	802.11ac-20MHz_TX_Band1_CH 40_ANT 0+1	Test Voltage	AC 120V/60Hz

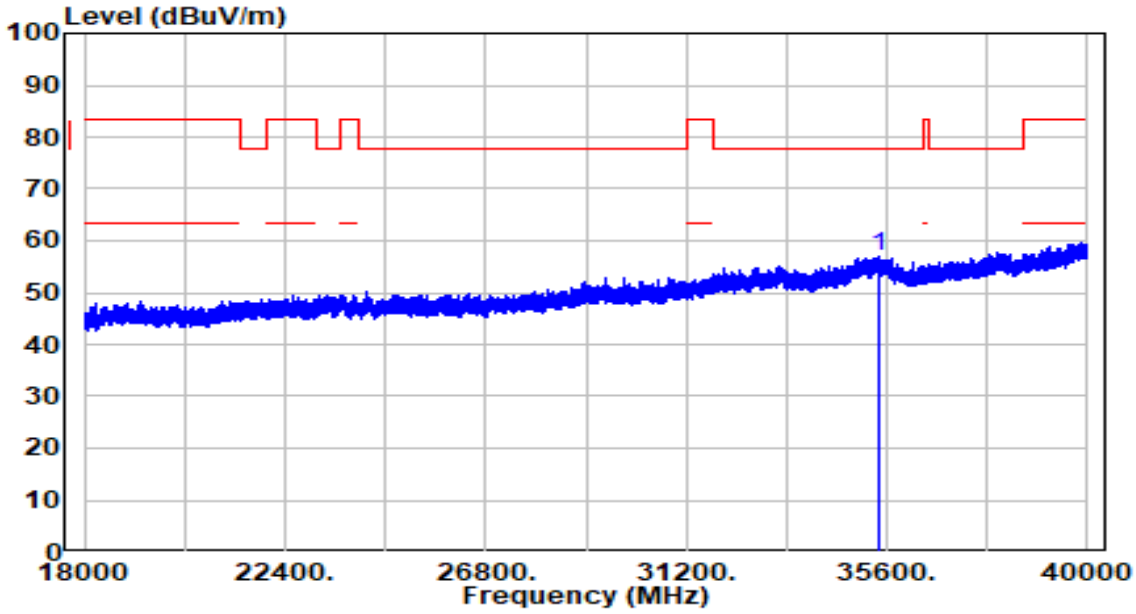

No		Frequency (MHz)	Reading (dBuV)	C.F (dB/m)	Measurement (dBuV/m)	Margin (dB)	Limit (dBuV/m)	Height (cm)	Angle (deg)	Remark (QP/PK/AV)
1	*	35441.880	33.86	23.21	57.07	-20.63	77.70	150	360	Peak

Note:

1. " *", means this data is the worst emission level.
2. C.F (Correction Factor) = Antenna Factor (dB/m) + Cable Loss (dB) – Preamplifier(dB).
3. Measurement (dBuV/m) = Reading(dBuV) + C.F (Correction Factor).
4. The emission levels of other frequencies are very lower than the limit and not show in test report.

EUT	BE3600 Dual-Band Wi-Fi Gaming Router	Date of Test	2025-04-11
Factor	BBHA 9170	Temp. / Humidity	21°C /63%
Polarity	Vertical	Site / Test Engineer	AC2 / Stanley
Test Mode	802.11ac-20MHz_TX_Band1_CH 40_ANT 0+1	Test Voltage	AC 120V/60Hz

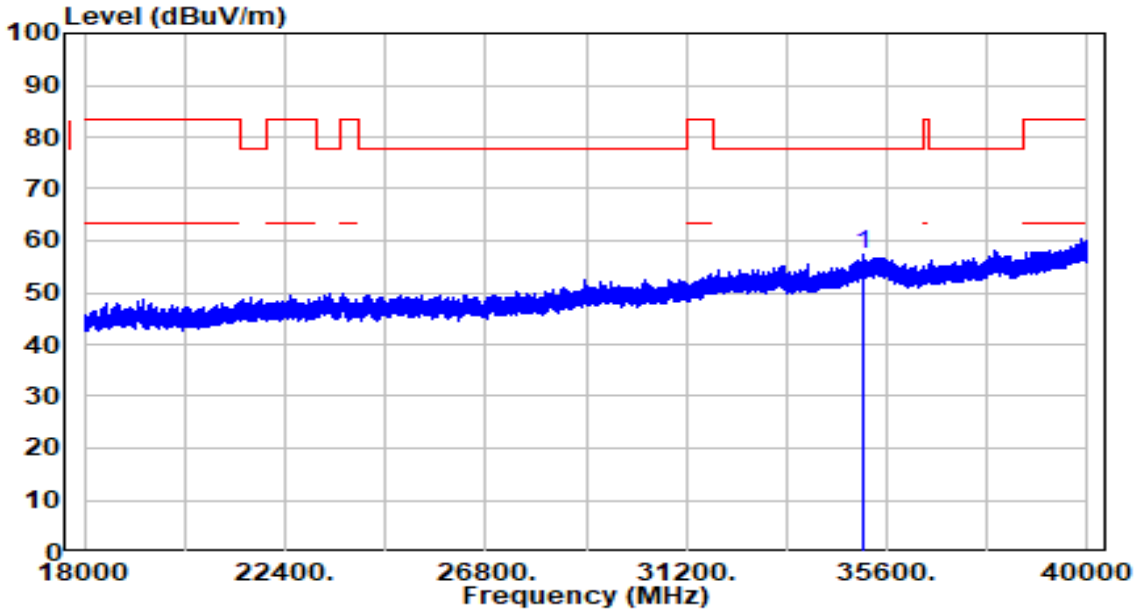

No		Frequency (MHz)	Reading (dBuV)	C.F (dB/m)	Measurement (dBuV/m)	Margin (dB)	Limit (dBuV/m)	Height (cm)	Angle (deg)	Remark (QP/PK/AV)
1	*	35105.000	34.17	23.10	57.27	-20.43	77.70	150	0	Peak

Note:

1. " *", means this data is the worst emission level.
2. C.F (Correction Factor) = Antenna Factor (dB/m) + Cable Loss (dB) – Preamplifier(dB).
3. Measurement (dBuV/m) = Reading(dBuV) + C.F (Correction Factor).
4. The emission levels of other frequencies are very lower than the limit and not show in test report.

7.9. Radiated Restricted Band Edge Measurement

7.9.1.Test Limit

For 15.205 requirement:

Radiated emissions which fall in the restricted bands, as defined in Section 15.205(a) of FCC part 15, must also comply with the radiated emission limits specified in Section 15.209(a).

Frequency (MHz)	Frequency (MHz)	Frequency (MHz)	Frequency (GHz)
0.090 - 0.110	16.42-16.423	399.9 - 410	4.5-5.15
[1] 0.495 - 0.505	16.69475-16.69525	608 - 614	5.35-5.46
2.1735-2.1905	16.80425-16.80475	960 - 1240	7.25-7.75
4.125-4.128	25.5 -25.67	1300 - 1427	8.025 - 8.5
4.17725-4.17775	37.5-38.25	1435-1626.5	9.0-9.2
4.20725-4.20775	73-74.6	1645.5-1646.5	9.3-9.5
6.215-6.218	74.8-75.2	1660 - 1710	10.6-12.7
6.26775-6.26825	108-121.94	1718.8-1722.2	13.25-13.4
6.31175-6.31225	123 - 138	2200 - 2300	14.47-14.5
8.291-8.294	149.9-150.05	2310 - 2390	15.35-16.2
8.362-8.366	156.52475-156.525	2483.5 - 2500	17.7-21.4
8.37625-8.38675	156.7-156.9	2690 - 2900	22.01-23.12
8.41425-8.41475	162.0125-167.17	3260 - 3267	23.6-24.0
12.29-12.293	167.72-173.2	3332 - 3339	31.2-31.8
12.51975-12.52025	240 - 285	3345.8 - 3358	36.43-36.5
12.57675-12.57725	322-335.4	3600 - 4400	([2])
13.36-13.41	--	--	--

For 15.407(b) requirement:

For transmitters operating in the 5.15-5.25 GHz band: All emissions outside of the 5.15-5.35 GHz band shall not exceed an e.i.r.p. of -27 dBm/MHz.

For transmitters operating in the 5.25-5.35 GHz band: All emissions outside of the 5.15-5.35 GHz band shall not exceedane.i.r.p. of -27 dBm/MHz.

For transmitters operating in the 5.47-5.725 GHz band: All emissions outside of the 5.47-5.725 GHz band shall not exceed an e.i.r.p. of -27 dBm/MHz.

For transmitters operating in the 5.725-5.85 GHz band: All emissions shall be limited to a level of −27 dBm/MHz at 75 MHz or more above or below the band edge increasing linearly to 10 dBm/MHz at 25 MHz above or below the band edge, and from 25 MHz above or below the band edge increasing

linearly to a level of 15.6 dBm/MHz at 5 MHz above or below the band edge, and from 5 MHz above or below the band edge increasing linearly to a level of 27 dBm/MHz at the band edge.

Refer to KDB 789033 D02v02r01 G)2)c), as specified in § 15.407(b), emissions above 1000 MHz that are outside of the restricted bands are subject to a maximum emission limit of -27 dBm/MHz (or -17 dBm/MHz as specified in § 15.407(b)(4)). However, an out-of-band emission that complies with both the peak and average limits of § 15.209 is not required to satisfy the -27 dBm/MHz or -17 dBm/MHz maximum emission limit.

All out of band emissions appearing in a restricted band as specified in Section 15.205 of the Title 47CFR must not exceed the limits shown in Table per Section 15.209.

FCC Part 15 Subpart C Paragraph 15.209		
Frequency [MHz]	Field Strength [uV/m]	Measured Distance [Meters]
0.009 - 0.490	2400/F (kHz)	300
0.490 - 1.705	24000/F (kHz)	30
1.705 - 30	30	30
30 - 88	100	3
88 - 216	150	3
216 - 960	200	3
Above 960	500	3

7.9.2.Test Procedure Used

KDB 789033 D02v02r01- Section G

7.9.3.Test Setting

Peak Measurements above 1GHz

1. Analyzer center frequency was set to the frequency of the radiated spurious emission of interest
2. RBW = 1MHz
3. VBW = 3MHz
4. Detector = peak
5. Sweep time = auto couple
6. Trace mode = max hold
7. Trace was allowed to stabilize

Average Measurements above 1GHz (Method VB)

1. Analyzer center frequency was set to the frequency of the radiated spurious emission of interest

2. RBW = 1MHz

3. VBW If the EUT is configured to transmit with duty cycle ≥ 98%, set VBW ≤ RBW/100 (i.e., 10 kHz) but not less than 10 Hz. If the EUT duty cycle is < 98%, set VBW ≥ 1/T.

4. Detector = Peak

5. Sweep time = auto

6. Allow max hold to run for at least 50 traces if the transmitted signal is continuous or has at least 98% duty cycle. For lower duty cycles, increase the minimum number of traces by a factor of 1/x, where x is the duty cycle.

7.9.4.Test Setup

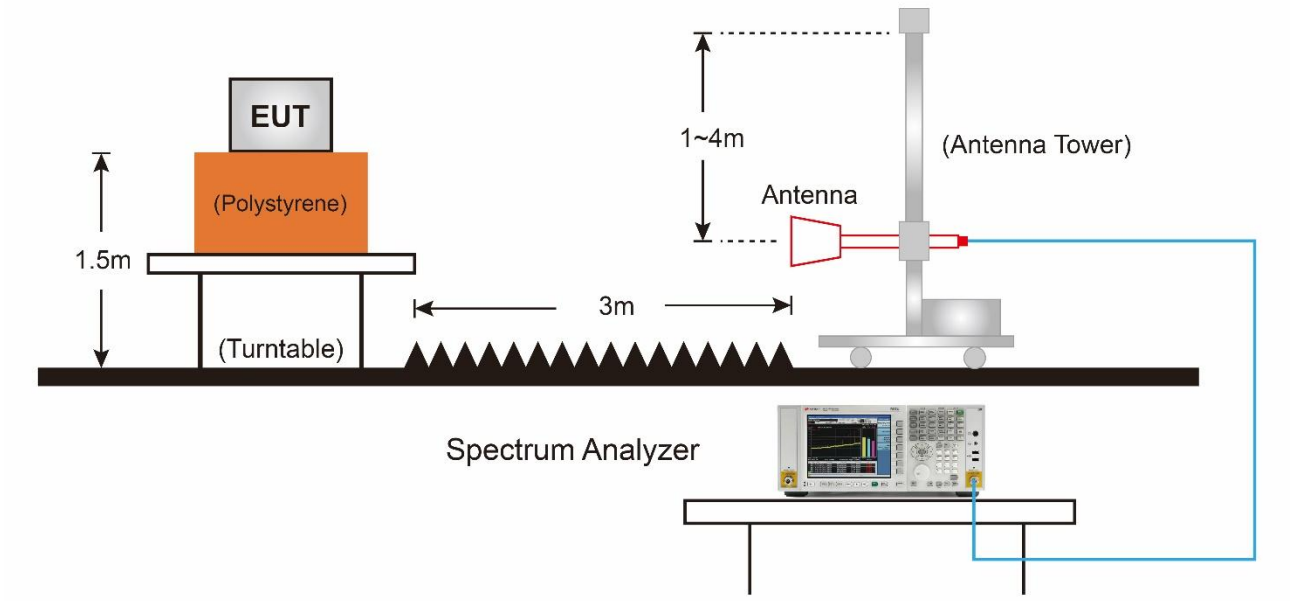

7.9.5.Test Result

EUT	BE3600 Dual-Band Wi-Fi 7 Gaming Router	Date of Test	2025-04-15
Factor	DRH18-E	Temp. / Humidity	21°C /63%
Polarity	Horizontal	Site / Test Engineer	AC2 / Stanley
Test Mode	802.11a_TX_Band1_CH 36_ANT 0+1	Test Voltage	AC 120V/60Hz

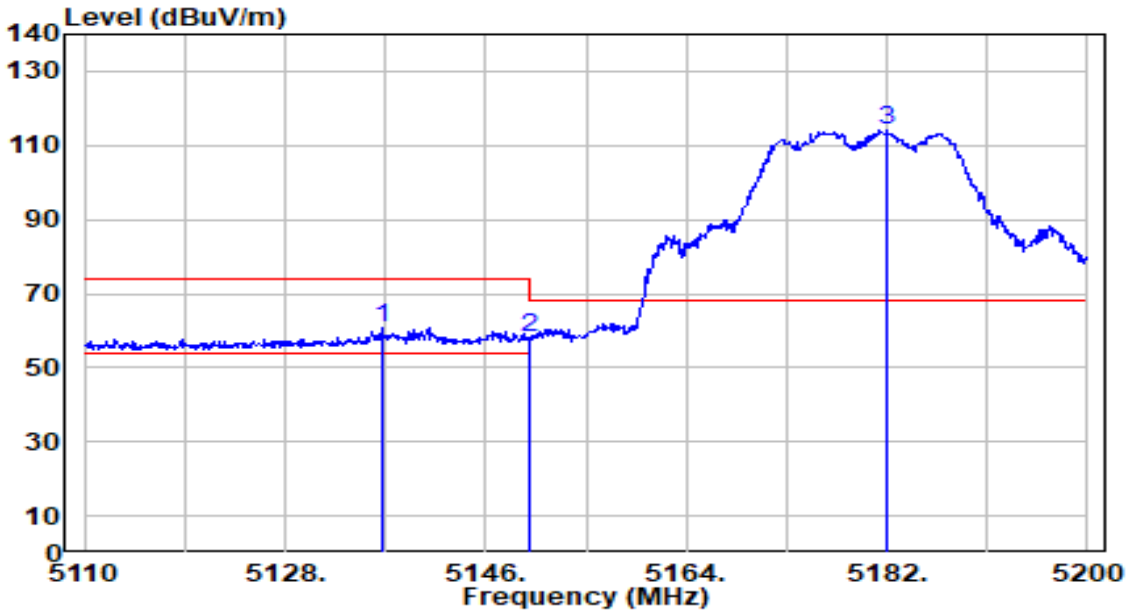

No		Frequency (MHz)	Reading (dBuV)	C.F (dB/m)	Measurement (dBuV/m)	Margin (dB)	Limit (dBuV/m)	Height (cm)	Angle (deg)	Remark (QP/PK/AV)
1	*	5136.640	58.80	1.80	60.60	-13.40	74.00	302	158	Peak
2		5150.000	56.43	1.82	58.25	-15.75	74.00	302	158	Peak
3		5182.000	112.31	1.87	114.18	N/A	N/A	302	158	Peak

Note:

1. " *", means this data is the worst emission level.
2. C.F (Correction Factor) = Antenna Factor (dB/m)+ Cable Loss (dB) – Preamplifier(dB) + 10dB Attenuation.
3. Measurement (dBuV/m) = Reading(dBuV) + C.F (Correction Factor).
4. The emission levels of other frequencies are very lower than the limit and not show in test report.

EUT	BE3600 Dual-Band Wi-Fi 7 Gaming Router	Date of Test	2025-04-15
Factor	DRH18-E	Temp. / Humidity	21°C /63%
Polarity	Horizontal	Site / Test Engineer	AC2 / Stanley
Test Mode	802.11a_TX_Band1_CH 36_ANT 0+1	Test Voltage	AC 120V/60Hz

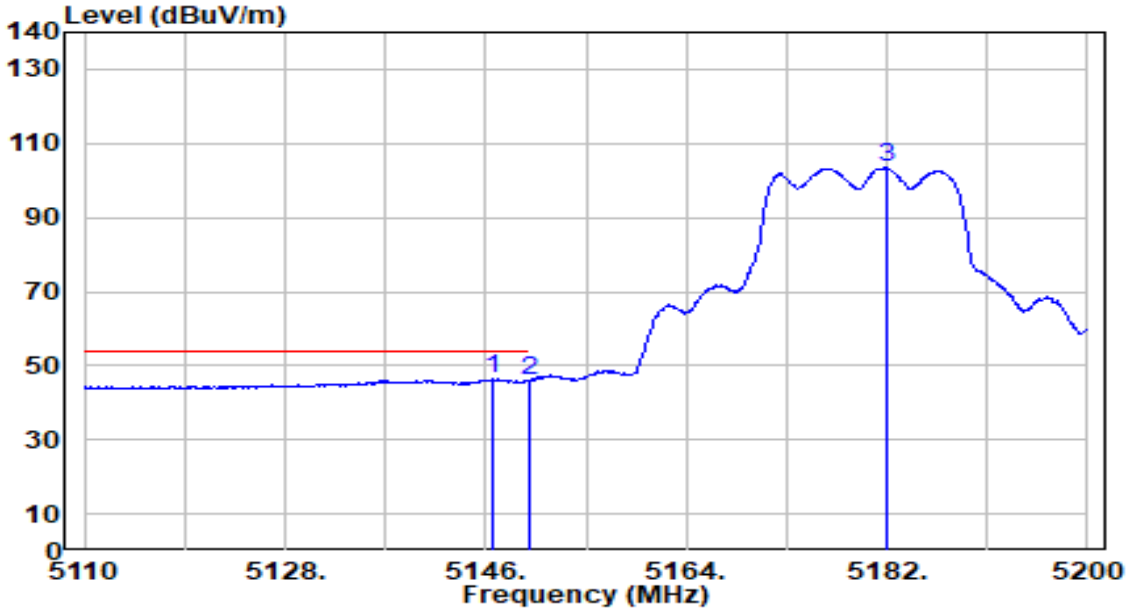

No		Frequency (MHz)	Reading (dBuV)	C.F (dB/m)	Measurement (dBuV/m)	Margin (dB)	Limit (dBuV/m)	Height (cm)	Angle (deg)	Remark (QP/PK/AV)
1	*	5146.630	44.50	1.81	46.32	-7.68	54.00	302	158	Average
2		5150.000	44.13	1.82	45.95	-8.05	54.00	302	158	Average
3		5181.910	101.47	1.87	103.34	N/A	N/A	302	158	Average

Note:

1. " *", means this data is the worst emission level.
2. C.F (Correction Factor) = Antenna Factor (dB/m)+ Cable Loss (dB) – Preamplifier(dB) + 10dB Attenuation.
3. Measurement (dBuV/m) = Reading(dBuV) + C.F (Correction Factor).
4. The emission levels of other frequencies are very lower than the limit and not show in test report.

EUT	BE3600 Dual-Band Wi-Fi 7 Gaming Router	Date of Test	2025-04-15
Factor	DRH18-E	Temp. / Humidity	21°C /63%
Polarity	Vertical	Site / Test Engineer	AC2 / Stanley
Test Mode	802.11a_TX_Band1_CH 36_ANT 0+1	Test Voltage	AC 120V/60Hz

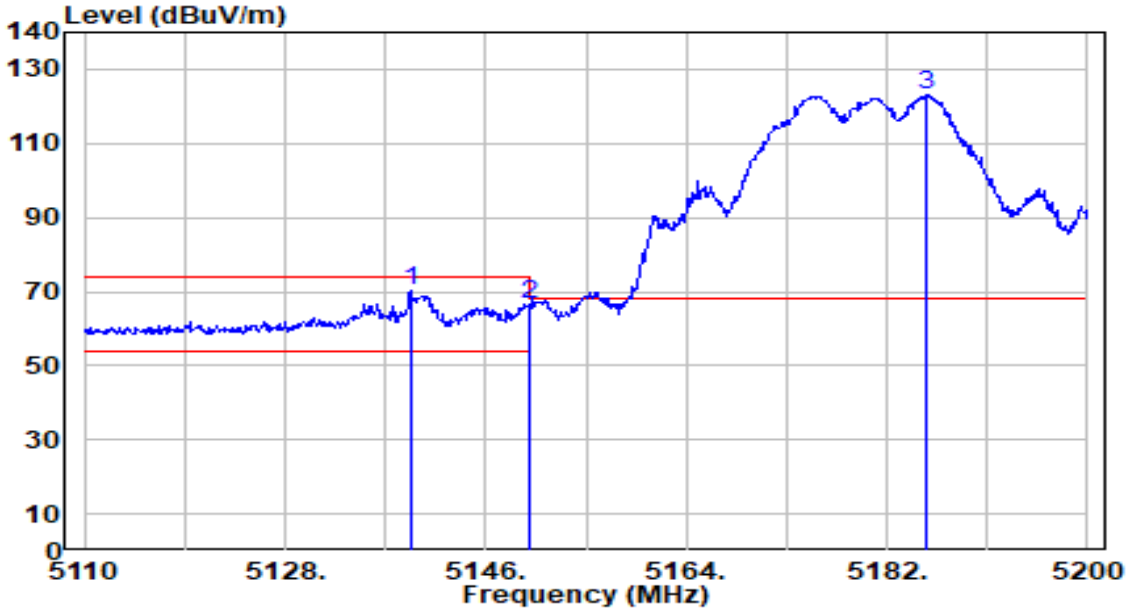

No		Frequency (MHz)	Reading (dBuV)	C.F (dB/m)	Measurement (dBuV/m)	Margin (dB)	Limit (dBuV/m)	Height (cm)	Angle (deg)	Remark (QP/PK/AV)
1	*	5139.340	68.38	1.80	70.18	-3.82	74.00	100	37	Peak
2		5150.000	64.79	1.82	66.61	-7.39	74.00	100	37	Peak
3		5185.510	121.05	1.88	122.93	N/A	N/A	100	37	Peak

Note:

1. " *", means this data is the worst emission level.
2. C.F (Correction Factor) = Antenna Factor (dB/m)+ Cable Loss (dB) – Preamplifier(dB) + 10dB Attenuation.
3. Measurement (dBuV/m) = Reading(dBuV) + C.F (Correction Factor).
4. The emission levels of other frequencies are very lower than the limit and not show in test report.

EUT	BE3600 Dual-Band Wi-Fi 7 Gaming Router	Date of Test	2025-04-15
Factor	DRH18-E	Temp. / Humidity	21°C /63%
Polarity	Vertical	Site / Test Engineer	AC2 / Stanley
Test Mode	802.11a_TX_Band1_CH 36_ANT 0+1	Test Voltage	AC 120V/60Hz

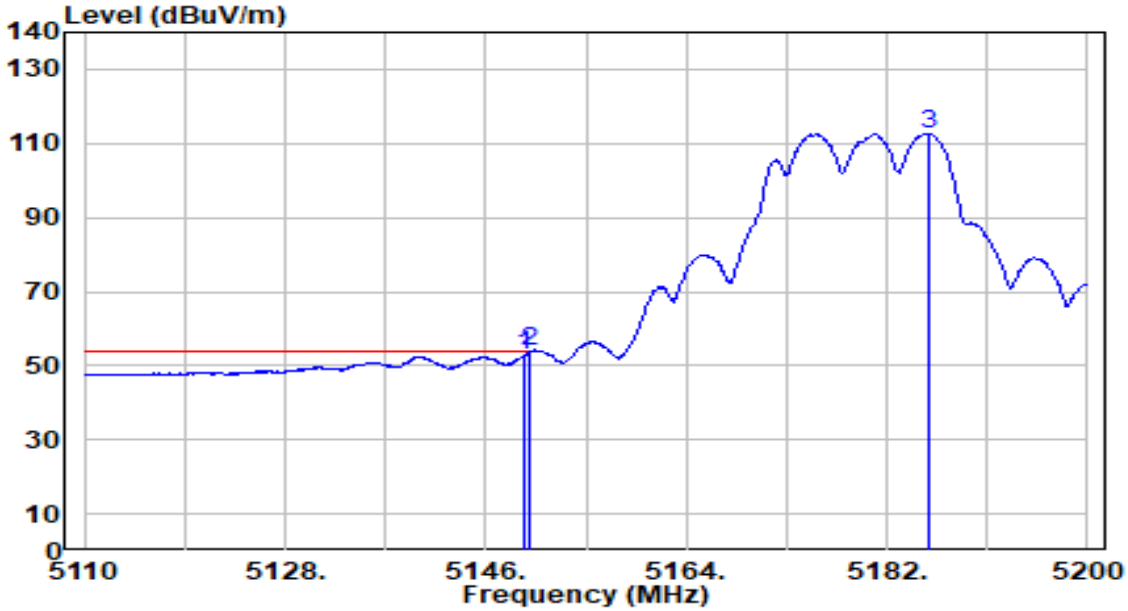

No		Frequency (MHz)	Reading (dBuV)	C.F (dB/m)	Measurement (dBuV/m)	Margin (dB)	Limit (dBuV/m)	Height (cm)	Angle (deg)	Remark (QP/PK/AV)
1		5149.420	50.80	1.82	52.62	-1.38	54.00	100	37	Average
2	*	5150.000	51.98	1.82	53.79	-0.21	54.00	100	37	Average
3		5185.690	110.88	1.88	112.76	N/A	N/A	100	37	Average

Note:

1. " *", means this data is the worst emission level.
2. C.F (Correction Factor) = Antenna Factor (dB/m)+ Cable Loss (dB) – Preamplifier(dB) + 10dB Attenuation.
3. Measurement (dBuV/m) = Reading(dBuV) + C.F (Correction Factor).
4. The emission levels of other frequencies are very lower than the limit and not show in test report.

EUT	BE3600 Dual-Band Wi-Fi 7 Gaming Router	Date of Test	2025-04-15
Factor	DRH18-E	Temp. / Humidity	21°C /63%
Polarity	Horizontal	Site / Test Engineer	AC2 / Stanley
Test Mode	802.11a_TX_Band2_CH 64_ANT 0+1	Test Voltage	AC 120V/60Hz

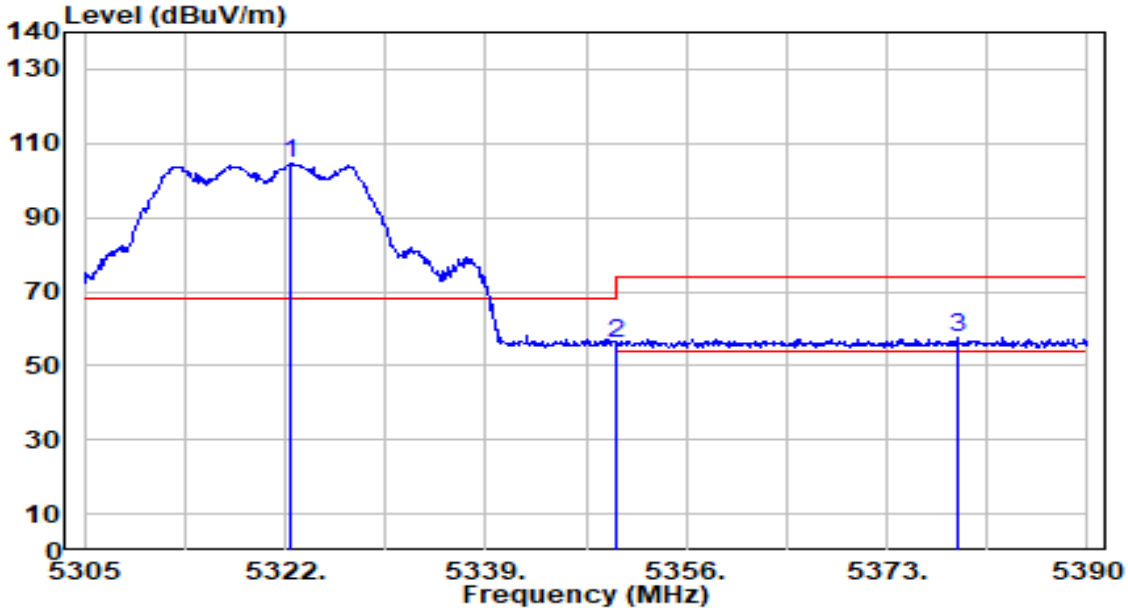

No		Frequency (MHz)	Reading (dBuV)	C.F (dB/m)	Measurement (dBuV/m)	Margin (dB)	Limit (dBuV/m)	Height (cm)	Angle (deg)	Remark (QP/PK/AV)
1		5322.510	102.91	1.73	104.64	N/A	N/A	301	2	Peak
2		5350.000	54.19	1.69	55.88	-18.12	74.00	301	2	Peak
3	*	5378.950	55.97	1.65	57.62	-16.38	74.00	301	2	Peak

Note:

1. " *", means this data is the worst emission level.
2. C.F (Correction Factor) = Antenna Factor (dB/m)+ Cable Loss (dB) – Preamplifier(dB) + 10dB Attenuation.
3. Measurement (dBuV/m) = Reading(dBuV) + C.F (Correction Factor).
4. The emission levels of other frequencies are very lower than the limit and not show in test report.

EUT	BE3600 Dual-Band Wi-Fi 7 Gaming Router	Date of Test	2025-04-15
Factor	DRH18-E	Temp. / Humidity	21°C /63%
Polarity	Horizontal	Site / Test Engineer	AC2 / Stanley
Test Mode	802.11a_TX_Band2_CH 64_ANT 0+1	Test Voltage	AC 120V/60Hz

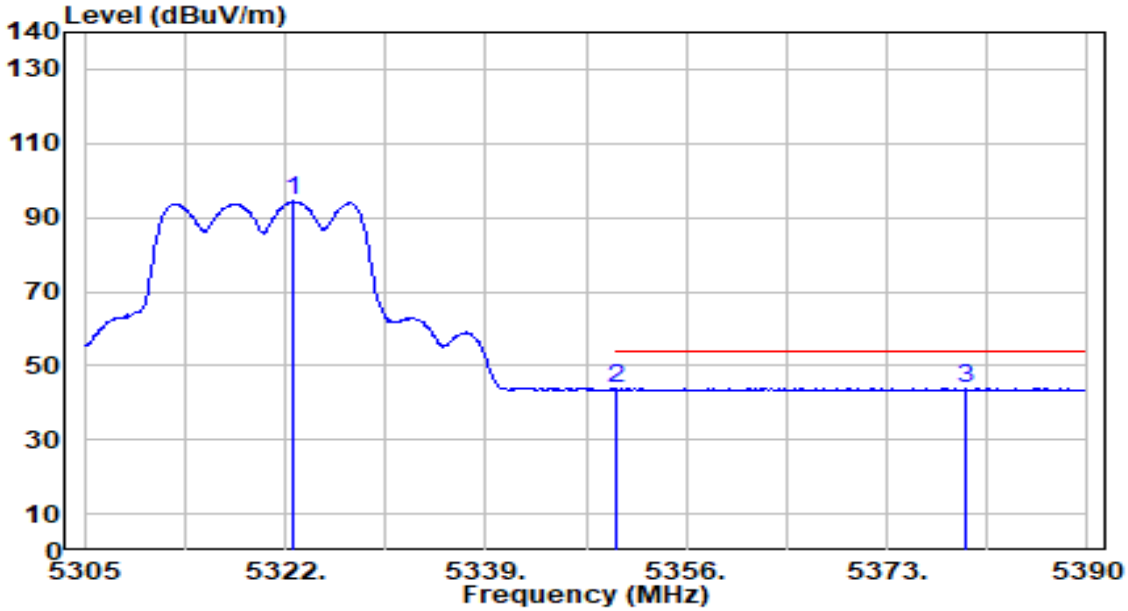

No		Frequency (MHz)	Reading (dBuV)	C.F (dB/m)	Measurement (dBuV/m)	Margin (dB)	Limit (dBuV/m)	Height (cm)	Angle (deg)	Remark (QP/PK/AV)
1		5322.765	92.58	1.73	94.30	N/A	N/A	301	2	Average
2		5350.000	42.00	1.69	43.69	-10.31	54.00	301	2	Average
3	*	5379.715	42.31	1.65	43.96	-10.04	54.00	301	2	Average

Note:

1. " *", means this data is the worst emission level.
2. C.F (Correction Factor) = Antenna Factor (dB/m)+ Cable Loss (dB) – Preamplifier(dB) + 10dB Attenuation.
3. Measurement (dBuV/m) = Reading(dBuV) + C.F (Correction Factor).
4. The emission levels of other frequencies are very lower than the limit and not show in test report.

EUT	BE3600 Dual-Band Wi-Fi 7 Gaming Router	Date of Test	2025-04-15
Factor	DRH18-E	Temp. / Humidity	21°C /63%
Polarity	Vertical	Site / Test Engineer	AC2 / Stanley
Test Mode	802.11a_TX_Band2_CH 64_ANT 0+1	Test Voltage	AC 120V/60Hz

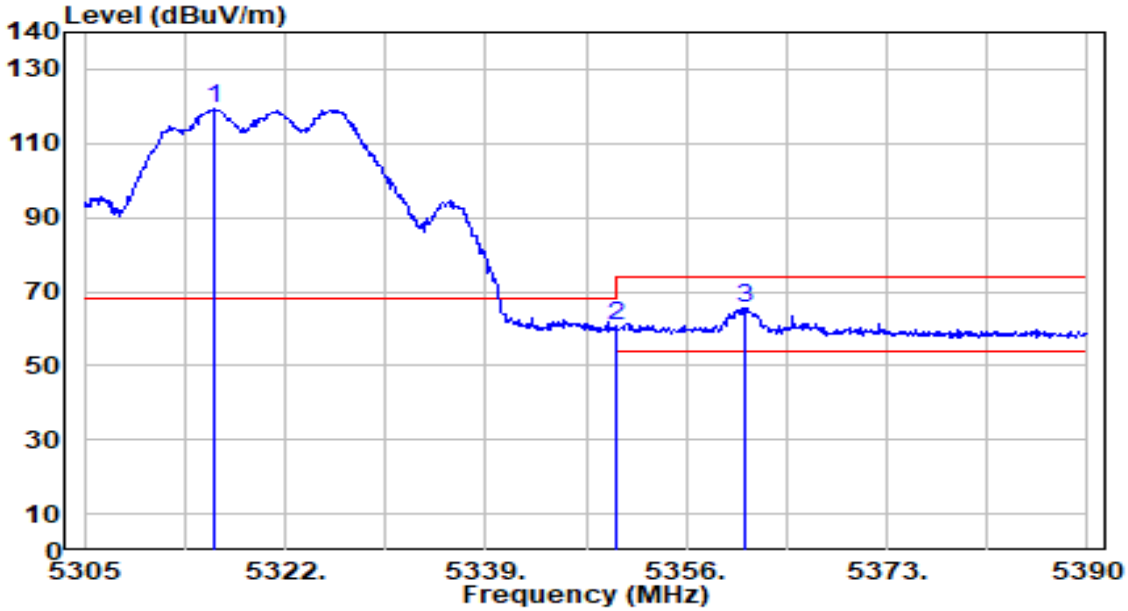

No		Frequency (MHz)	Reading (dBuV)	C.F (dB/m)	Measurement (dBuV/m)	Margin (dB)	Limit (dBuV/m)	Height (cm)	Angle (deg)	Remark (QP/PK/AV)
1		5316.050	117.50	1.74	119.23	N/A	N/A	149	325	Peak
2		5350.000	58.86	1.69	60.55	-13.45	74.00	149	325	Peak
3	*	5360.930	64.08	1.68	65.75	-8.25	74.00	149	325	Peak

Note:

1. " *", means this data is the worst emission level.
2. C.F (Correction Factor) = Antenna Factor (dB/m)+ Cable Loss (dB) – Preamplifier(dB) + 10dB Attenuation.
3. Measurement (dBuV/m) = Reading(dBuV) + C.F (Correction Factor).
4. The emission levels of other frequencies are very lower than the limit and not show in test report.

EUT	BE3600 Dual-Band Wi-Fi 7 Gaming Router	Date of Test	2025-04-15
Factor	DRH18-E	Temp. / Humidity	21°C /63%
Polarity	Vertical	Site / Test Engineer	AC2 / Stanley
Test Mode	802.11a_TX_Band2_CH 64_ANT 0+1	Test Voltage	AC 120V/60Hz

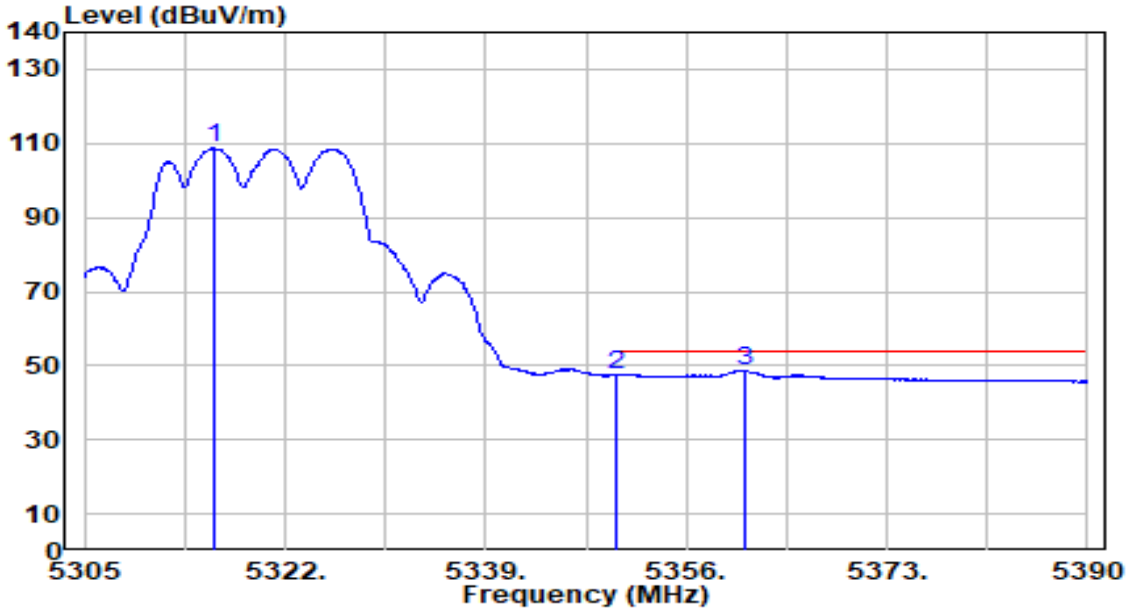

No		Frequency (MHz)	Reading (dBuV)	C.F (dB/m)	Measurement (dBuV/m)	Margin (dB)	Limit (dBuV/m)	Height (cm)	Angle (deg)	Remark (QP/PK/AV)
1		5316.050	106.90	1.74	108.64	N/A	N/A	149	325	Average
2		5350.000	45.75	1.69	47.44	-6.56	54.00	149	325	Average
3	*	5360.930	47.14	1.68	48.82	-5.18	54.00	149	325	Average

Note:

1. " *", means this data is the worst emission level.
2. C.F (Correction Factor) = Antenna Factor (dB/m)+ Cable Loss (dB) – Preamplifier(dB) + 10dB Attenuation.
3. Measurement (dBuV/m) = Reading(dBuV) + C.F (Correction Factor).
4. The emission levels of other frequencies are very lower than the limit and not show in test report.

EUT	BE3600 Dual-Band Wi-Fi 7 Gaming Router	Date of Test	2025-04-15
Factor	DRH18-E	Temp. / Humidity	21°C /63%
Polarity	Horizontal	Site / Test Engineer	AC2 / Stanley
Test Mode	802.11a_TX_Band3_CH 100_ANT 0+1	Test Voltage	AC 120V/60Hz

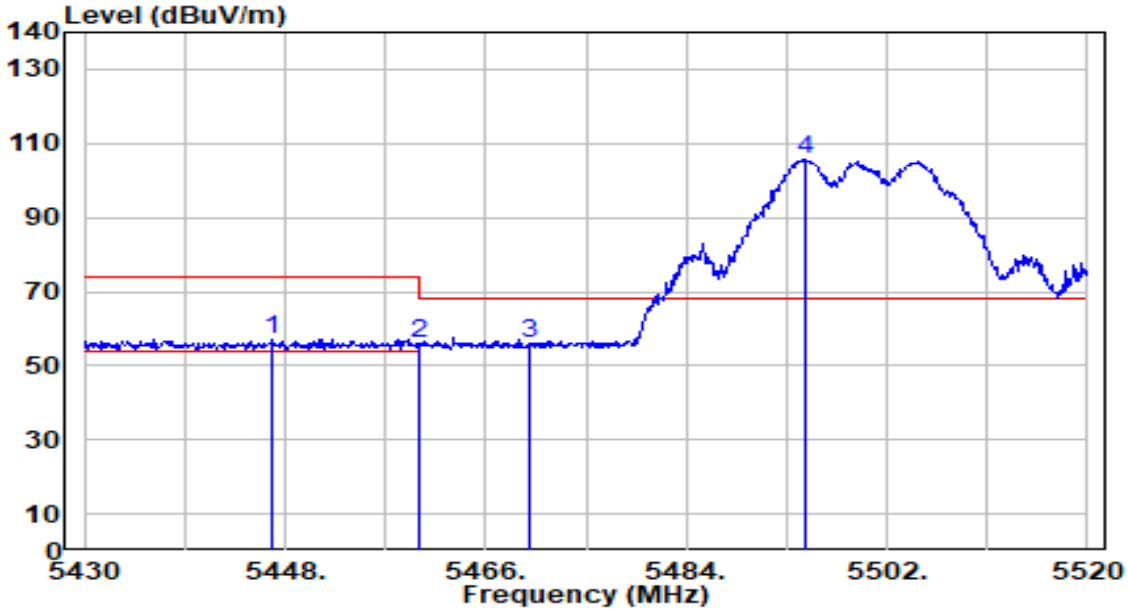

No		Frequency (MHz)	Reading (dBuV)	C.F (dB/m)	Measurement (dBuV/m)	Margin (dB)	Limit (dBuV/m)	Height (cm)	Angle (deg)	Remark (QP/PK/AV)
1		5446.920	55.34	1.82	57.16	-16.84	74.00	320	146	Peak
2		5460.000	54.09	1.87	55.97	-18.03	74.00	320	146	Peak
3	*	5470.000	54.00	1.92	55.92	-12.28	68.20	320	146	Peak
4		5494.710	103.40	2.02	105.42	N/A	N/A	320	146	Peak

Note:

1. " *", means this data is the worst emission level.
2. C.F (Correction Factor) = Antenna Factor (dB/m)+ Cable Loss (dB) – Preamplifier(dB) + 10dB Attenuation.
3. Measurement (dBuV/m) = Reading(dBuV) + C.F (Correction Factor).
4. The emission levels of other frequencies are very lower than the limit and not show in test report.

EUT	BE3600 Dual-Band Wi-Fi 7 Gaming Router	Date of Test	2025-04-15
Factor	DRH18-E	Temp. / Humidity	21°C /63%
Polarity	Horizontal	Site / Test Engineer	AC2 / Stanley
Test Mode	802.11a_TX_Band3_CH 100_ANT 0+1	Test Voltage	AC 120V/60Hz

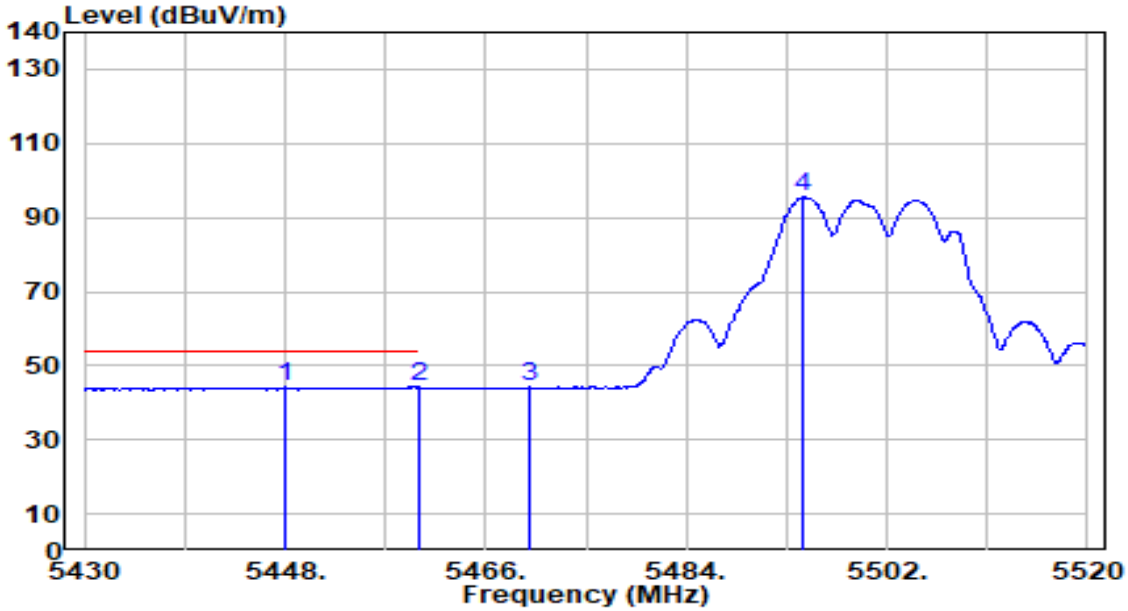

No		Frequency (MHz)	Reading (dBuV)	C.F (dB/m)	Measurement (dBuV/m)	Margin (dB)	Limit (dBuV/m)	Height (cm)	Angle (deg)	Remark (QP/PK/AV)
1	*	5448.000	42.31	1.82	44.13	-9.87	54.00	320	146	Average
2		5460.000	42.25	1.87	44.12	-9.88	54.00	320	146	Average
3		5470.000	42.28	1.92	44.19	N/A	N/A	320	146	Average
4		5494.530	93.41	2.02	95.43	N/A	N/A	320	146	Average

Note:

1. " *", means this data is the worst emission level.
2. C.F (Correction Factor) = Antenna Factor (dB/m)+ Cable Loss (dB) – Preamplifier(dB) + 10dB Attenuation.
3. Measurement (dBuV/m) = Reading(dBuV) + C.F (Correction Factor).
4. The emission levels of other frequencies are very lower than the limit and not show in test report.

EUT	BE3600 Dual-Band Wi-Fi 7 Gaming Router	Date of Test	2025-04-15
Factor	DRH18-E	Temp. / Humidity	21°C /63%
Polarity	Vertical	Site / Test Engineer	AC2 / Stanley
Test Mode	802.11a_TX_Band3_CH 100_ANT 0+1	Test Voltage	AC 120V/60Hz

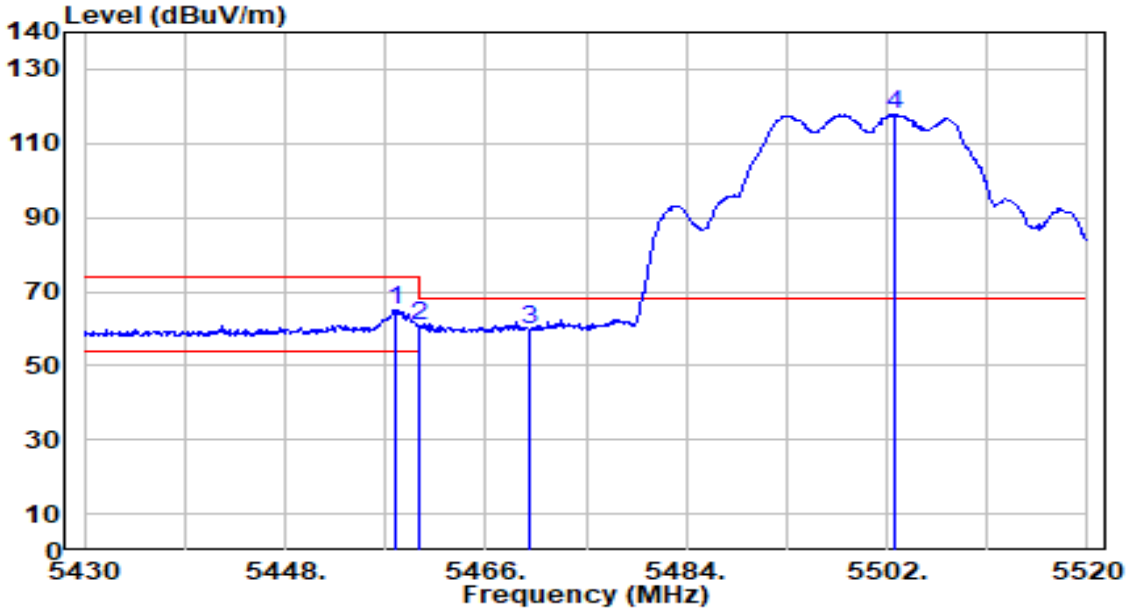

No		Frequency (MHz)	Reading (dBuV)	C.F (dB/m)	Measurement (dBuV/m)	Margin (dB)	Limit (dBuV/m)	Height (cm)	Angle (deg)	Remark (QP/PK/AV)
1		5457.810	62.89	1.86	64.76	-9.24	74.00	174	48	Peak
2		5460.000	58.81	1.87	60.68	-13.32	74.00	174	48	Peak
3	*	5470.000	57.71	1.92	59.62	-8.58	68.20	174	48	Peak
4		5502.720	115.81	2.05	117.87	N/A	N/A	174	48	Peak

Note:

1. " *", means this data is the worst emission level.
2. C.F (Correction Factor) = Antenna Factor (dB/m)+ Cable Loss (dB) – Preamplifier(dB) + 10dB Attenuation.
3. Measurement (dBuV/m) = Reading(dBuV) + C.F (Correction Factor).
4. The emission levels of other frequencies are very lower than the limit and not show in test report.

EUT	BE3600 Dual-Band Wi-Fi 7 Gaming Router	Date of Test	2025-04-15
Factor	DRH18-E	Temp. / Humidity	21°C /63%
Polarity	Vertical	Site / Test Engineer	AC2 / Stanley
Test Mode	802.11a_TX_Band3_CH 100_ANT 0+1	Test Voltage	AC 120V/60Hz

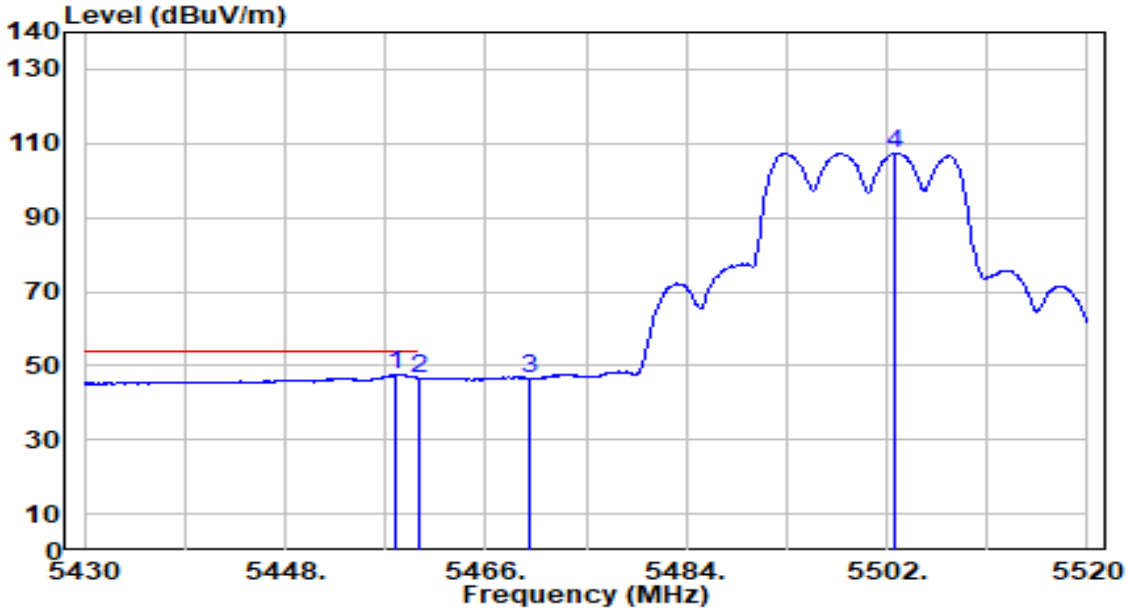

No		Frequency (MHz)	Reading (dBuV)	C.F (dB/m)	Measurement (dBuV/m)	Margin (dB)	Limit (dBuV/m)	Height (cm)	Angle (deg)	Remark (QP/PK/AV)
1	*	5457.990	45.80	1.87	47.66	-6.34	54.00	174	48	Average
2		5460.000	44.80	1.87	46.67	-7.33	54.00	174	48	Average
3		5470.000	44.71	1.92	46.63	N/A	N/A	174	48	Average
4		5502.810	105.27	2.05	107.33	N/A	N/A	174	48	Average

Note:

1. " *", means this data is the worst emission level.
2. C.F (Correction Factor) = Antenna Factor (dB/m)+ Cable Loss (dB) – Preamplifier(dB) + 10dB Attenuation.
3. Measurement (dBuV/m) = Reading(dBuV) + C.F (Correction Factor).
4. The emission levels of other frequencies are very lower than the limit and not show in test report.

EUT	BE3600 Dual-Band Wi-Fi 7 Gaming Router	Date of Test	2025-04-15
Factor	DRH18-E	Temp. / Humidity	21°C /63%
Polarity	Horizontal	Site / Test Engineer	AC2 / Stanley
Test Mode	802.11a_TX_Band3_CH 140_ANT 0+1	Test Voltage	AC 120V/60Hz

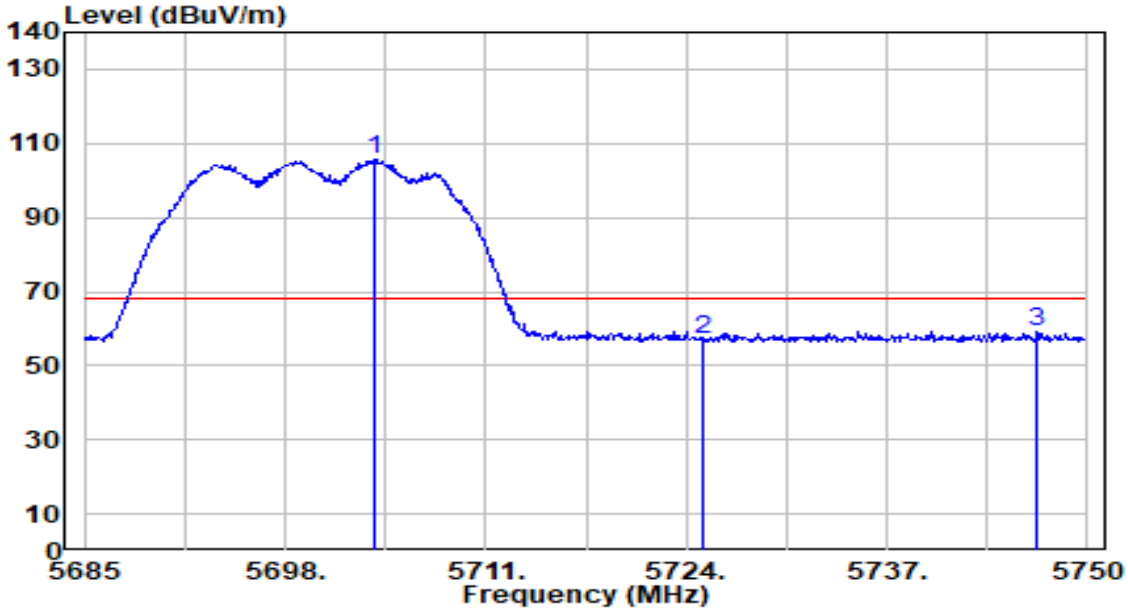

No		Frequency (MHz)	Reading (dBuV)	C.F (dB/m)	Measurement (dBuV/m)	Margin (dB)	Limit (dBuV/m)	Height (cm)	Angle (deg)	Remark (QP/PK/AV)
1		5703.720	102.50	3.03	105.53	N/A	N/A	210	1	Peak
2		5725.000	54.13	3.14	57.27	-10.93	68.20	210	1	Peak
3	*	5746.750	56.09	3.25	59.34	-8.86	68.20	210	1	Peak

Note:

1. " *", means this data is the worst emission level.
2. C.F (Correction Factor) = Antenna Factor (dB/m)+ Cable Loss (dB) – Preamplifier(dB) + 10dB Attenuation.
3. Measurement (dBuV/m) = Reading(dBuV) + C.F (Correction Factor).
4. The emission levels of other frequencies are very lower than the limit and not show in test report.

EUT	BE3600 Dual-Band Wi-Fi 7 Gaming Router	Date of Test	2025-04-15
Factor	DRH18-E	Temp. / Humidity	21°C /63%
Polarity	Vertical	Site / Test Engineer	AC2 / Stanley
Test Mode	802.11a_TX_Band3_CH 140_ANT 0+1	Test Voltage	AC 120V/60Hz

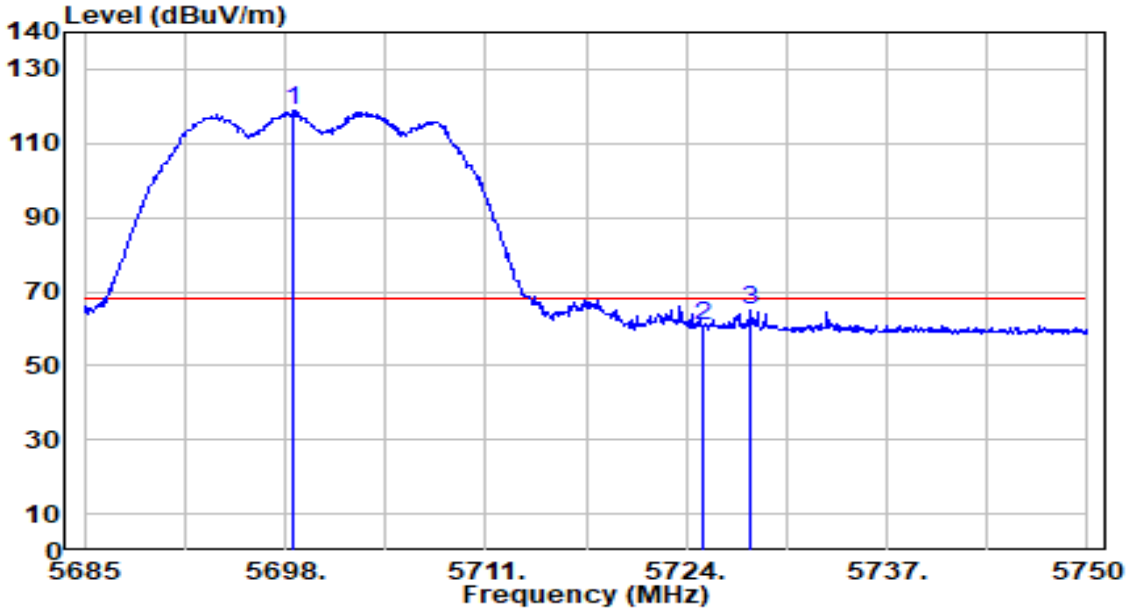

No		Frequency (MHz)	Reading (dBuV)	C.F (dB/m)	Measurement (dBuV/m)	Margin (dB)	Limit (dBuV/m)	Height (cm)	Angle (deg)	Remark (QP/PK/AV)
1		5698.585	115.83	3.01	118.84	N/A	N/A	193	360	Peak
2		5725.000	57.79	3.14	60.93	-7.27	68.20	193	360	Peak
3	*	5728.225	61.60	3.16	64.76	-3.44	68.20	193	360	Peak

Note:

1. " *", means this data is the worst emission level.
2. C.F (Correction Factor) = Antenna Factor (dB/m)+ Cable Loss (dB) – Preamplifier(dB) + 10dB Attenuation.
3. Measurement (dBuV/m) = Reading(dBuV) + C.F (Correction Factor).
4. The emission levels of other frequencies are very lower than the limit and not show in test report.

EUT	BE3600 Dual-Band Wi-Fi 7 Gaming Router	Date of Test	2025-04-15
Factor	DRH18-E	Temp. / Humidity	21°C /63%
Polarity	Horizontal	Site / Test Engineer	AC2 / Stanley
Test Mode	802.11a_TX_Band4_CH 149_ANT 0+1	Test Voltage	AC 120V/60Hz

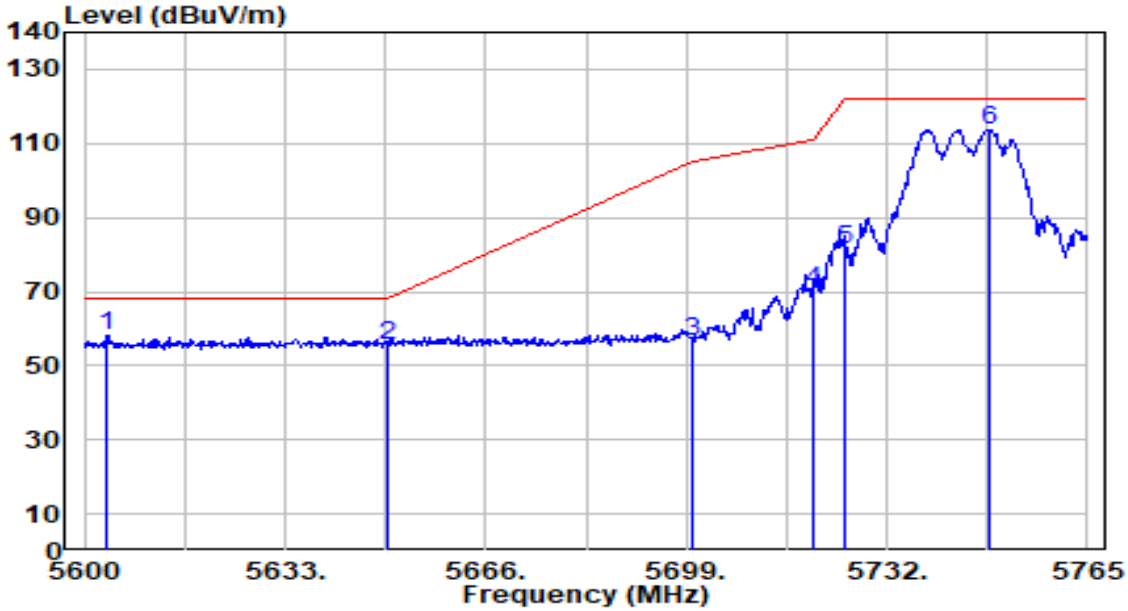

No		Frequency (MHz)	Reading (dBuV)	C.F (dB/m)	Measurement (dBuV/m)	Margin (dB)	Limit (dBuV/m)	Height (cm)	Angle (deg)	Remark (QP/PK/AV)
1	*	5603.795	55.68	2.56	58.23	-9.97	68.20	219	0	Peak
2		5650.000	52.50	2.78	55.28	-12.92	68.20	219	0	Peak
3		5700.000	53.78	3.02	56.79	-48.41	105.20	219	0	Peak
4		5720.000	67.01	3.12	70.13	-40.67	110.80	219	0	Peak
5		5725.000	78.34	3.14	81.48	-40.72	122.20	219	0	Peak
6		5748.665	110.51	3.26	113.77	N/A	N/A	219	0	Peak

Note:

1. " *", means this data is the worst emission level.
2. C.F (Correction Factor) = Antenna Factor (dB/m)+ Cable Loss (dB) – Preamplifier(dB) + 10dB Attenuation.
3. Measurement (dBuV/m) = Reading(dBuV) + C.F (Correction Factor).
4. The emission levels of other frequencies are very lower than the limit and not show in test report.

EUT	BE3600 Dual-Band Wi-Fi 7 Gaming Router	Date of Test	2025-04-15
Factor	DRH18-E	Temp. / Humidity	21°C /63%
Polarity	Vertical	Site / Test Engineer	AC2 / Stanley
Test Mode	802.11a_TX_Band4_CH 149_ANT 0+1	Test Voltage	AC 120V/60Hz

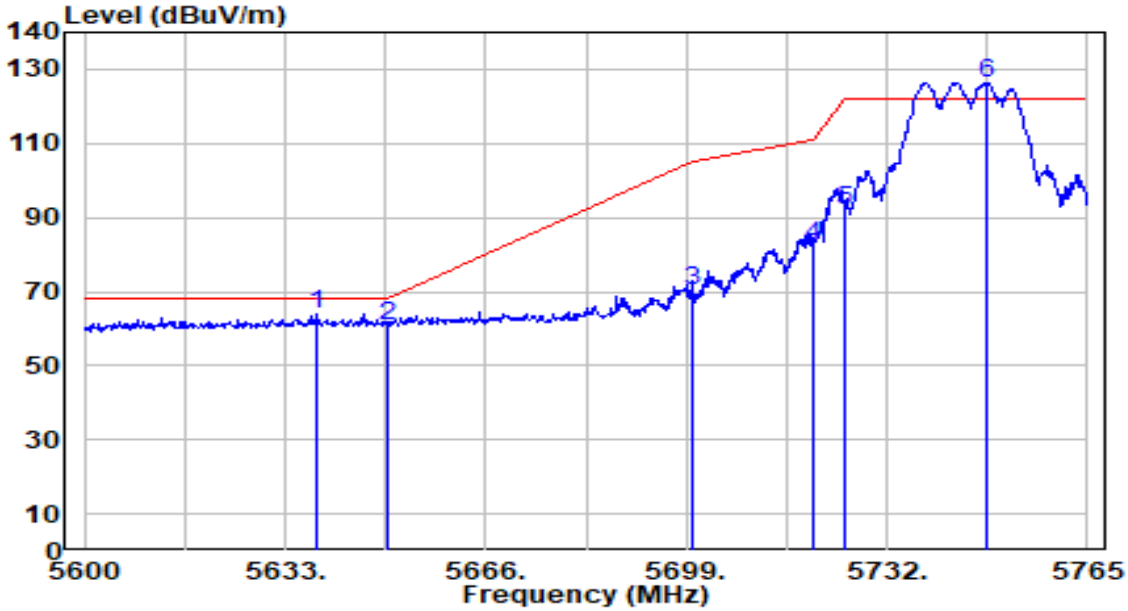

No		Frequency (MHz)	Reading (dBuV)	C.F (dB/m)	Measurement (dBuV/m)	Margin (dB)	Limit (dBuV/m)	Height (cm)	Angle (deg)	Remark (QP/PK/AV)
1	*	5638.115	60.98	2.72	63.71	-4.49	68.20	163	360	Peak
2		5650.000	58.22	2.78	60.99	-7.21	68.20	163	360	Peak
3		5700.000	67.46	3.02	70.47	-34.73	105.20	163	360	Peak
4		5720.000	79.51	3.12	82.63	-28.17	110.80	163	360	Peak
5		5725.000	88.78	3.14	91.92	-30.28	122.20	163	360	Peak
6		5748.500	123.21	3.26	126.47	N/A	N/A	163	360	Peak

Note:

1. " *", means this data is the worst emission level.
2. C.F (Correction Factor) = Antenna Factor (dB/m)+ Cable Loss (dB) – Preamplifier(dB) + 10dB Attenuation.
3. Measurement (dBuV/m) = Reading(dBuV) + C.F (Correction Factor).
4. The emission levels of other frequencies are very lower than the limit and not show in test report.

EUT	BE3600 Dual-Band Wi-Fi 7 Gaming Router	Date of Test	2025-04-15
Factor	DRH18-E	Temp. / Humidity	21°C /63%
Polarity	Horizontal	Site / Test Engineer	AC2 / Stanley
Test Mode	802.11a_TX_Band4_CH 165_ANT 0+1	Test Voltage	AC 120V/60Hz

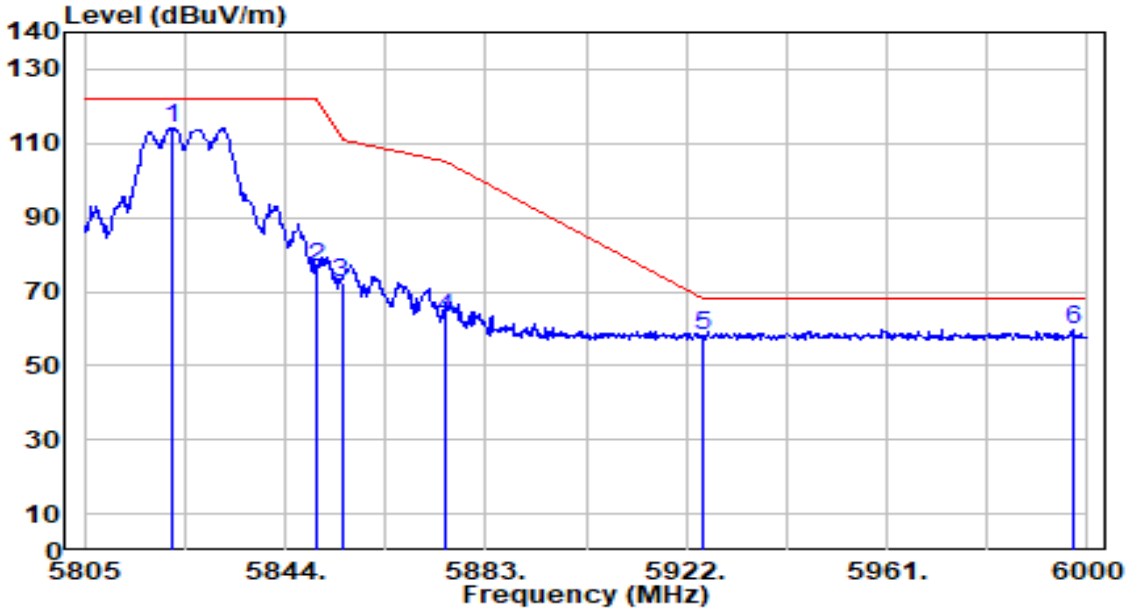

No		Frequency (MHz)	Reading (dBuV)	C.F (dB/m)	Measurement (dBuV/m)	Margin (dB)	Limit (dBuV/m)	Height (cm)	Angle (deg)	Remark (QP/PK/AV)
1		5821.965	110.71	3.51	114.23	N/A	N/A	300	276	Peak
2		5850.000	73.11	3.51	76.62	-45.58	122.20	300	276	Peak
3		5855.000	68.66	3.51	72.17	-38.63	110.80	300	276	Peak
4		5875.000	59.46	3.50	62.96	-42.24	105.20	300	276	Peak
5		5925.000	54.50	3.51	58.01	-10.19	68.20	300	276	Peak
6	*	5997.270	56.29	3.54	59.83	-8.37	68.20	300	276	Peak

Note:

1. " *", means this data is the worst emission level.
2. C.F (Correction Factor) = Antenna Factor (dB/m)+ Cable Loss (dB) – Preamplifier(dB) + 10dB Attenuation.
3. Measurement (dBuV/m) = Reading(dBuV) + C.F (Correction Factor).
4. The emission levels of other frequencies are very lower than the limit and not show in test report.

EUT	BE3600 Dual-Band Wi-Fi 7 Gaming Router	Date of Test	2025-04-15
Factor	DRH18-E	Temp. / Humidity	21°C /63%
Polarity	Vertical	Site / Test Engineer	AC2 / Stanley
Test Mode	802.11a_TX_Band4_CH 165_ANT 0+1	Test Voltage	AC 120V/60Hz

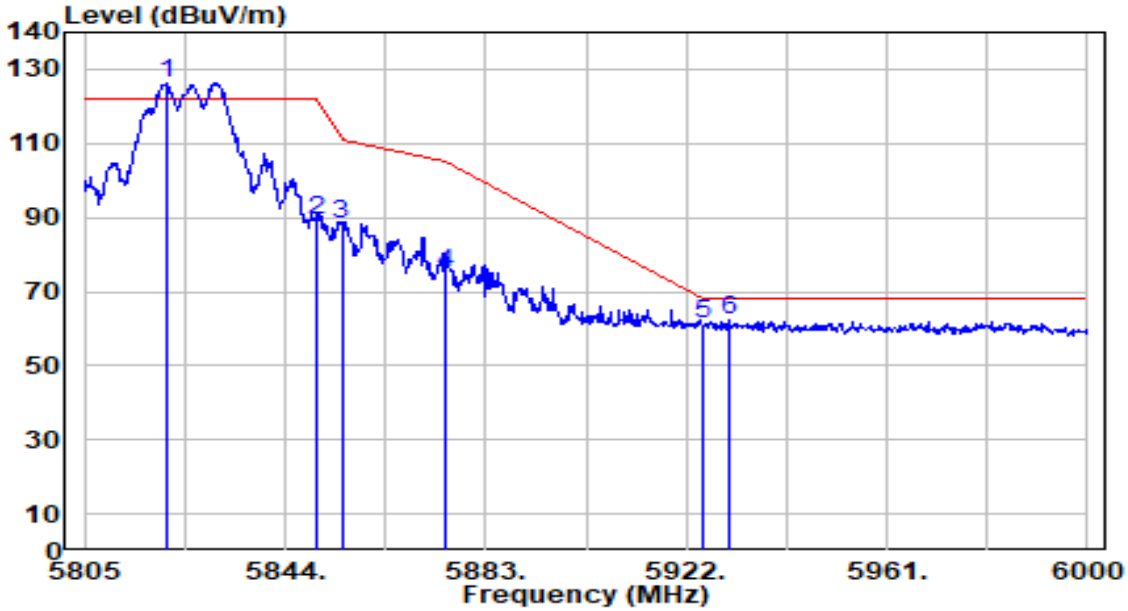

No		Frequency (MHz)	Reading (dBuV)	C.F (dB/m)	Measurement (dBuV/m)	Margin (dB)	Limit (dBuV/m)	Height (cm)	Angle (deg)	Remark (QP/PK/AV)
1		5820.795	122.75	3.51	126.26	N/A	N/A	200	328	Peak
2		5850.000	85.68	3.51	89.19	-33.01	122.20	200	328	Peak
3		5855.000	84.91	3.51	88.42	-22.38	110.80	200	328	Peak
4		5875.000	71.29	3.50	74.80	-30.40	105.20	200	328	Peak
5		5925.000	57.71	3.51	61.22	-6.98	68.20	200	328	Peak
6	*	5930.580	59.06	3.51	62.57	-5.63	68.20	200	328	Peak

Note:

1. " *", means this data is the worst emission level.
2. C.F (Correction Factor) = Antenna Factor (dB/m)+ Cable Loss (dB) – Preamplifier(dB) + 10dB Attenuation.
3. Measurement (dBuV/m) = Reading(dBuV) + C.F (Correction Factor).
4. The emission levels of other frequencies are very lower than the limit and not show in test report.

EUT	BE3600 Dual-Band Wi-Fi 7 Gaming Router	Date of Test	2025-04-15
Factor	DRH18-E	Temp. / Humidity	21°C /63%
Polarity	Horizontal	Site / Test Engineer	AC2 / Stanley
Test Mode	802.11ac-20MHz_TX_Band1_CH 36_ANT 0+1	Test Voltage	AC 120V/60Hz

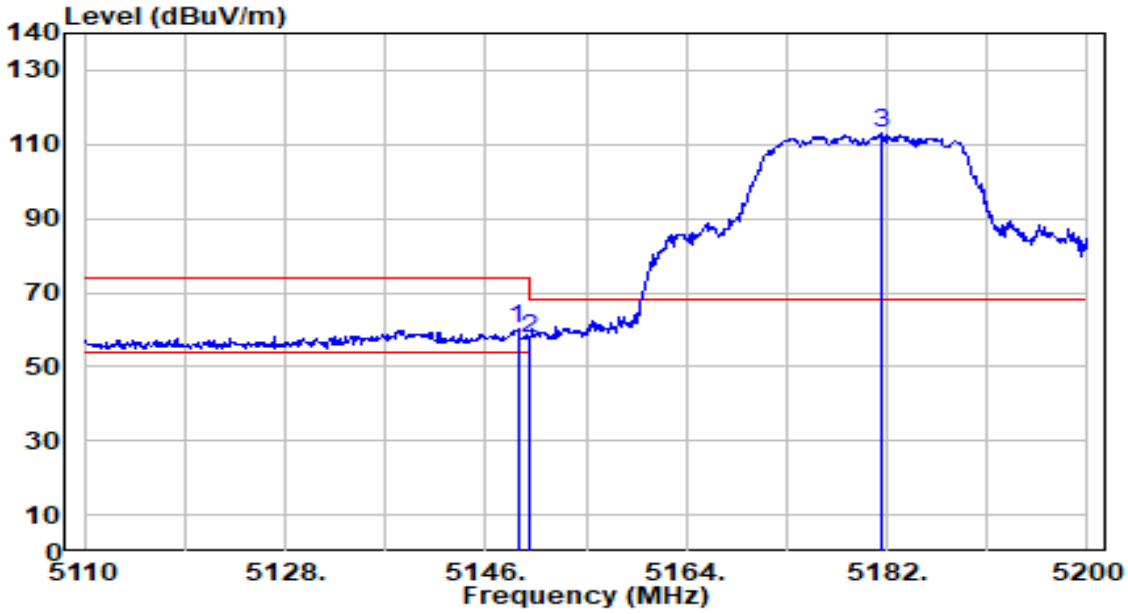

No		Frequency (MHz)	Reading (dBuV)	C.F (dB/m)	Measurement (dBuV/m)	Margin (dB)	Limit (dBuV/m)	Height (cm)	Angle (deg)	Remark (QP/PK/AV)
1	*	5148.880	58.19	1.82	60.01	-13.99	74.00	302	158	Peak
2		5150.000	55.77	1.82	57.58	-16.42	74.00	302	158	Peak
3		5181.550	111.24	1.87	113.11	N/A	N/A	302	158	Peak

Note:

1. " *", means this data is the worst emission level.
2. C.F (Correction Factor) = Antenna Factor (dB/m)+ Cable Loss (dB) – Preamplifier(dB) + 10dB Attenuation.
3. Measurement (dBuV/m) = Reading(dBuV) + C.F (Correction Factor).
4. The emission levels of other frequencies are very lower than the limit and not show in test report.

EUT	BE3600 Dual-Band Wi-Fi 7 Gaming Router	Date of Test	2025-04-15
Factor	DRH18-E	Temp. / Humidity	21°C /63%
Polarity	Horizontal	Site / Test Engineer	AC2 / Stanley
Test Mode	802.11ac-20MHz_TX_Band1_CH 36_ANT 0+1	Test Voltage	AC 120V/60Hz

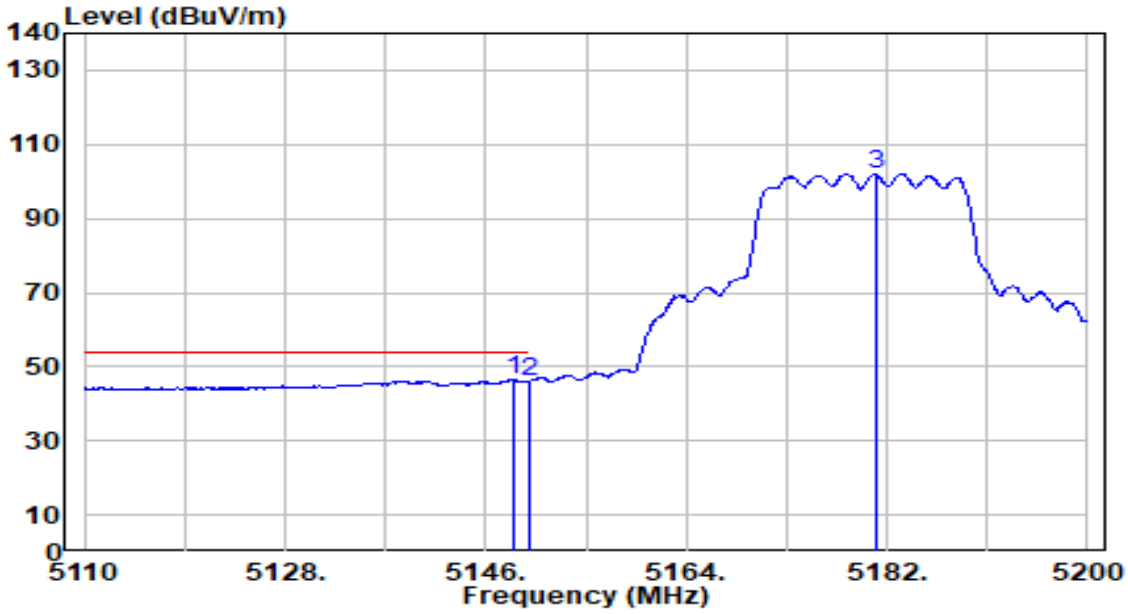

No		Frequency (MHz)	Reading (dBuV)	C.F (dB/m)	Measurement (dBuV/m)	Margin (dB)	Limit (dBuV/m)	Height (cm)	Angle (deg)	Remark (QP/PK/AV)
1	*	5148.430	44.57	1.82	46.38	-7.62	54.00	302	158	Average
2		5150.000	44.36	1.82	46.18	-7.82	54.00	302	158	Average
3		5181.010	100.08	1.87	101.95	N/A	N/A	302	158	Average

Note:

1. " *", means this data is the worst emission level.
2. C.F (Correction Factor) = Antenna Factor (dB/m)+ Cable Loss (dB) – Preamplifier(dB) + 10dB Attenuation.
3. Measurement (dBuV/m) = Reading(dBuV) + C.F (Correction Factor).
4. The emission levels of other frequencies are very lower than the limit and not show in test report.

EUT	BE3600 Dual-Band Wi-Fi 7 Gaming Router	Date of Test	2025-04-15
Factor	DRH18-E	Temp. / Humidity	21°C /63%
Polarity	Vertical	Site / Test Engineer	AC2 / Stanley
Test Mode	802.11ac-20MHz_TX_Band1_CH 36_ANT 0+1	Test Voltage	AC 120V/60Hz

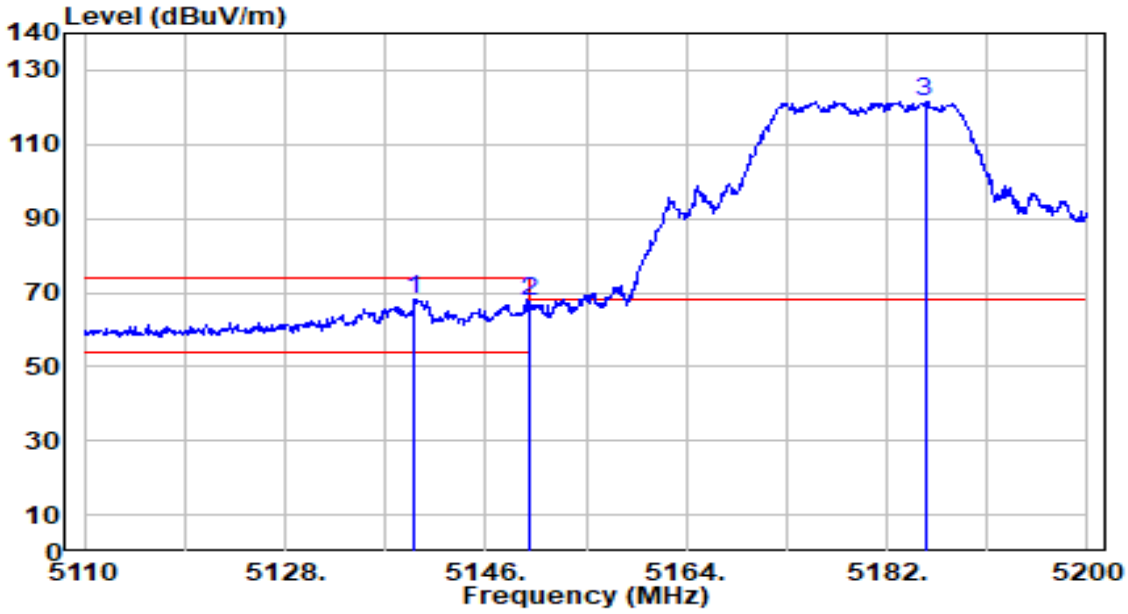

No		Frequency (MHz)	Reading (dBuV)	C.F (dB/m)	Measurement (dBuV/m)	Margin (dB)	Limit (dBuV/m)	Height (cm)	Angle (deg)	Remark (QP/PK/AV)
1	*	5139.610	66.16	1.80	67.96	-6.04	74.00	100	37	Peak
2		5150.000	65.61	1.82	67.43	-6.57	74.00	100	37	Peak
3		5185.420	119.72	1.88	121.60	N/A	N/A	100	37	Peak

Note:

1. " *", means this data is the worst emission level.
2. C.F (Correction Factor) = Antenna Factor (dB/m)+ Cable Loss (dB) – Preamplifier(dB) + 10dB Attenuation.
3. Measurement (dBuV/m) = Reading(dBuV) + C.F (Correction Factor).
4. The emission levels of other frequencies are very lower than the limit and not show in test report.

EUT	BE3600 Dual-Band Wi-Fi 7 Gaming Router	Date of Test	2025-04-15
Factor	DRH18-E	Temp. / Humidity	21°C /63%
Polarity	Vertical	Site / Test Engineer	AC2 / Stanley
Test Mode	802.11ac-20MHz_TX_Band1_CH 36_ANT 0+1	Test Voltage	AC 120V/60Hz

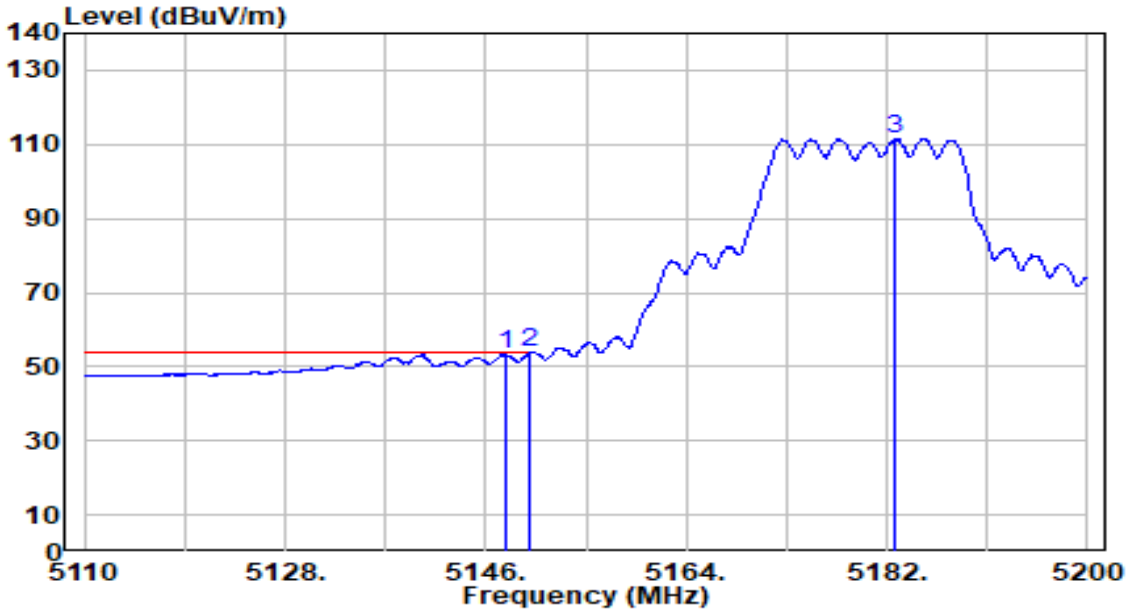

No		Frequency (MHz)	Reading (dBuV)	C.F (dB/m)	Measurement (dBuV/m)	Margin (dB)	Limit (dBuV/m)	Height (cm)	Angle (deg)	Remark (QP/PK/AV)
1		5147.710	51.45	1.82	53.27	-0.73	54.00	100	37	Average
2	*	5150.000	51.89	1.82	53.70	-0.30	54.00	100	37	Average
3		5182.810	109.54	1.87	111.42	N/A	N/A	100	37	Average

Note:

1. " *", means this data is the worst emission level.
2. C.F (Correction Factor) = Antenna Factor (dB/m)+ Cable Loss (dB) – Preamplifier(dB) + 10dB Attenuation.
3. Measurement (dBuV/m) = Reading(dBuV) + C.F (Correction Factor).
4. The emission levels of other frequencies are very lower than the limit and not show in test report.

EUT	BE3600 Dual-Band Wi-Fi 7 Gaming Router	Date of Test	2025-04-15
Factor	DRH18-E	Temp. / Humidity	21°C /63%
Polarity	Horizontal	Site / Test Engineer	AC2 / Stanley
Test Mode	802.11ac-20MHz_TX_Band2_CH 64_ANT 0+1	Test Voltage	AC 120V/60Hz

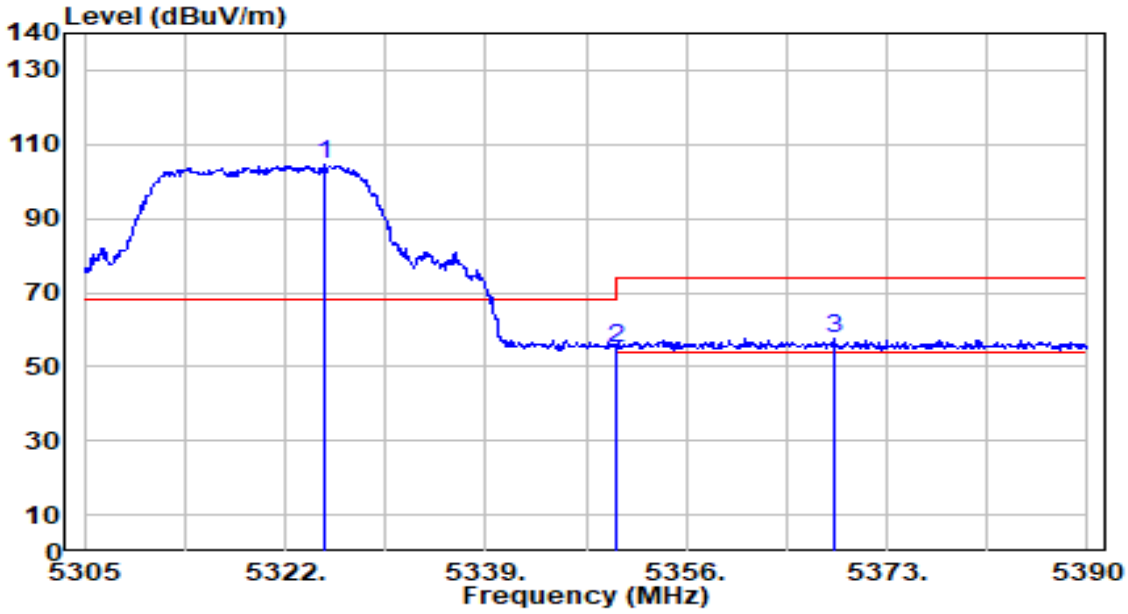

No		Frequency (MHz)	Reading (dBuV)	C.F (dB/m)	Measurement (dBuV/m)	Margin (dB)	Limit (dBuV/m)	Height (cm)	Angle (deg)	Remark (QP/PK/AV)
1		5325.400	102.79	1.72	104.51	N/A	N/A	301	2	Peak
2		5350.000	53.31	1.69	55.00	-19.00	74.00	301	2	Peak
3	*	5368.495	55.99	1.67	57.66	-16.34	74.00	301	2	Peak

Note:

1. " *", means this data is the worst emission level.
2. C.F (Correction Factor) = Antenna Factor (dB/m)+ Cable Loss (dB) – Preamplifier(dB) + 10dB Attenuation.
3. Measurement (dBuV/m) = Reading(dBuV) + C.F (Correction Factor).
4. The emission levels of other frequencies are very lower than the limit and not show in test report.

EUT	BE3600 Dual-Band Wi-Fi 7 Gaming Router	Date of Test	2025-04-15
Factor	DRH18-E	Temp. / Humidity	21°C /63%
Polarity	Horizontal	Site / Test Engineer	AC2 / Stanley
Test Mode	802.11ac-20MHz_TX_Band2_CH 64_ANT 0+1	Test Voltage	AC 120V/60Hz

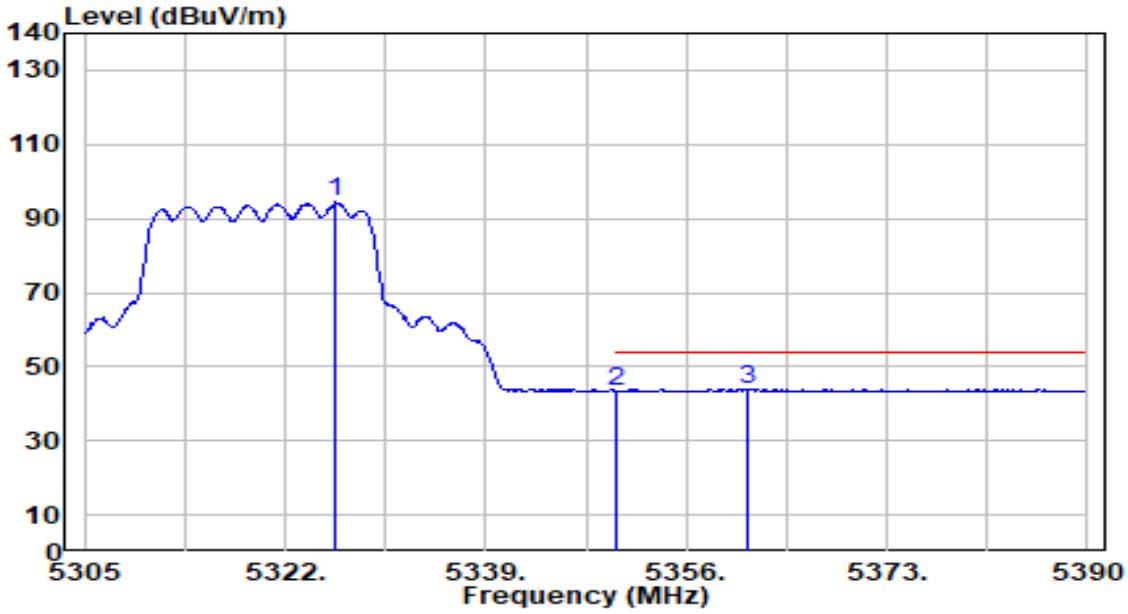

No		Frequency (MHz)	Reading (dBuV)	C.F (dB/m)	Measurement (dBuV/m)	Margin (dB)	Limit (dBuV/m)	Height (cm)	Angle (deg)	Remark (QP/PK/AV)
1		5326.335	92.66	1.72	94.38	N/A	N/A	301	2	Average
2		5350.000	41.62	1.69	43.31	-10.69	54.00	301	2	Average
3	*	5361.270	42.32	1.68	43.99	-10.01	54.00	301	2	Average

Note:

1. " *", means this data is the worst emission level.
2. C.F (Correction Factor) = Antenna Factor (dB/m)+ Cable Loss (dB) – Preamplifier(dB) + 10dB Attenuation.
3. Measurement (dBuV/m) = Reading(dBuV) + C.F (Correction Factor).
4. The emission levels of other frequencies are very lower than the limit and not show in test report.

EUT	BE3600 Dual-Band Wi-Fi 7 Gaming Router	Date of Test	2025-04-15
Factor	DRH18-E	Temp. / Humidity	21°C /63%
Polarity	Vertical	Site / Test Engineer	AC2 / Stanley
Test Mode	802.11ac-20MHz_TX_Band2_CH 64_ANT 0+1	Test Voltage	AC 120V/60Hz

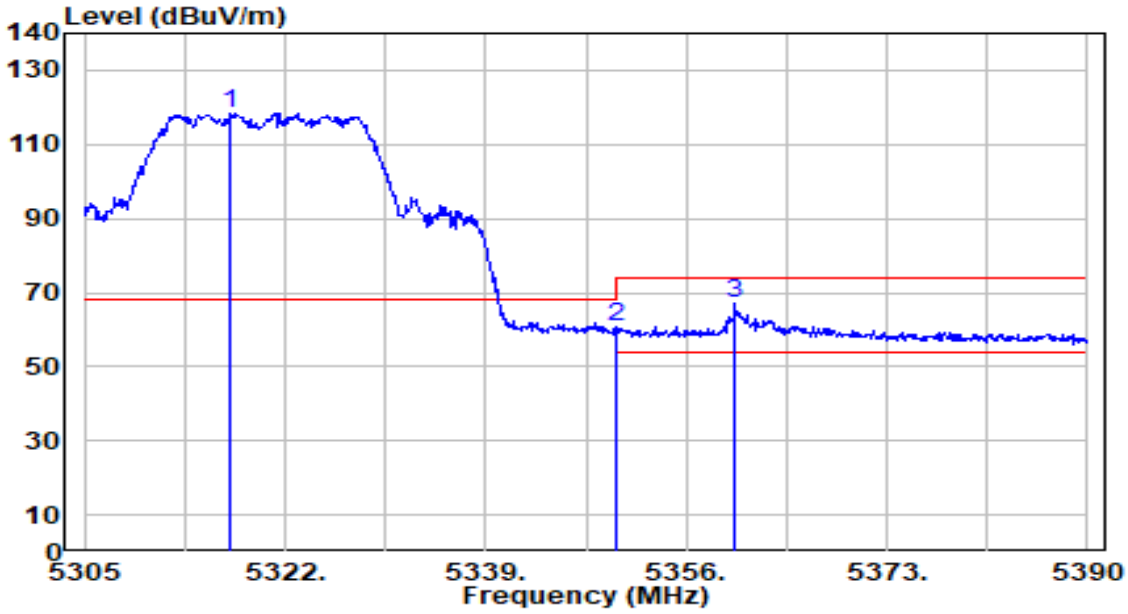

No		Frequency (MHz)	Reading (dBuV)	C.F (dB/m)	Measurement (dBuV/m)	Margin (dB)	Limit (dBuV/m)	Height (cm)	Angle (deg)	Remark (QP/PK/AV)
1		5317.325	116.87	1.73	118.60	N/A	N/A	149	325	Peak
2		5350.000	58.85	1.69	60.55	-13.45	74.00	149	325	Peak
3	*	5360.165	65.64	1.68	67.32	-6.68	74.00	149	325	Peak

Note:

1. " *", means this data is the worst emission level.
2. C.F (Correction Factor) = Antenna Factor (dB/m)+ Cable Loss (dB) – Preamplifier(dB) + 10dB Attenuation.
3. Measurement (dBuV/m) = Reading(dBuV) + C.F (Correction Factor).
4. The emission levels of other frequencies are very lower than the limit and not show in test report.

EUT	BE3600 Dual-Band Wi-Fi 7 Gaming Router	Date of Test	2025-04-15
Factor	DRH18-E	Temp. / Humidity	21°C /63%
Polarity	Vertical	Site / Test Engineer	AC2 / Stanley
Test Mode	802.11ac-20MHz_TX_Band2_CH 64_ANT 0+1	Test Voltage	AC 120V/60Hz

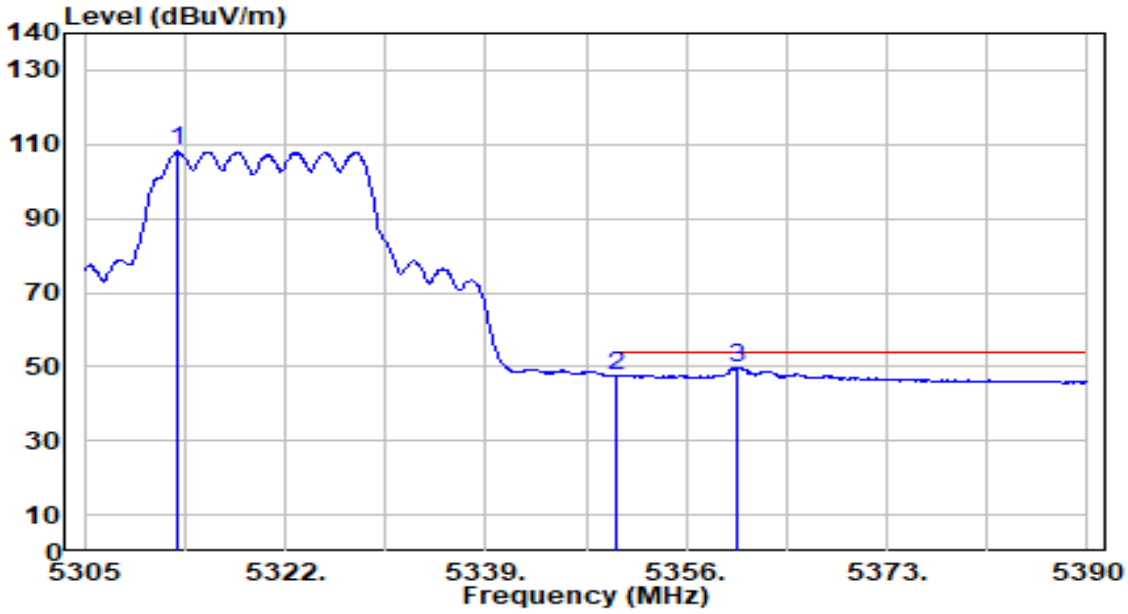

No		Frequency (MHz)	Reading (dBuV)	C.F (dB/m)	Measurement (dBuV/m)	Margin (dB)	Limit (dBuV/m)	Height (cm)	Angle (deg)	Remark (QP/PK/AV)
1		5312.905	106.32	1.74	108.06	N/A	N/A	149	325	Average
2		5350.000	45.90	1.69	47.59	-6.41	54.00	149	325	Average
3	*	5360.335	48.24	1.68	49.92	-4.08	54.00	149	325	Average

Note:

1. " *", means this data is the worst emission level.
2. C.F (Correction Factor) = Antenna Factor (dB/m)+ Cable Loss (dB) – Preamplifier(dB) + 10dB Attenuation.
3. Measurement (dBuV/m) = Reading(dBuV) + C.F (Correction Factor).
4. The emission levels of other frequencies are very lower than the limit and not show in test report.

EUT	BE3600 Dual-Band Wi-Fi 7 Gaming Router	Date of Test	2025-04-15
Factor	DRH18-E	Temp. / Humidity	21°C /63%
Polarity	Horizontal	Site / Test Engineer	AC2 / Stanley
Test Mode	802.11ac-20MHz_TX_Band3_CH 100_ANT 0+1	Test Voltage	AC 120V/60Hz

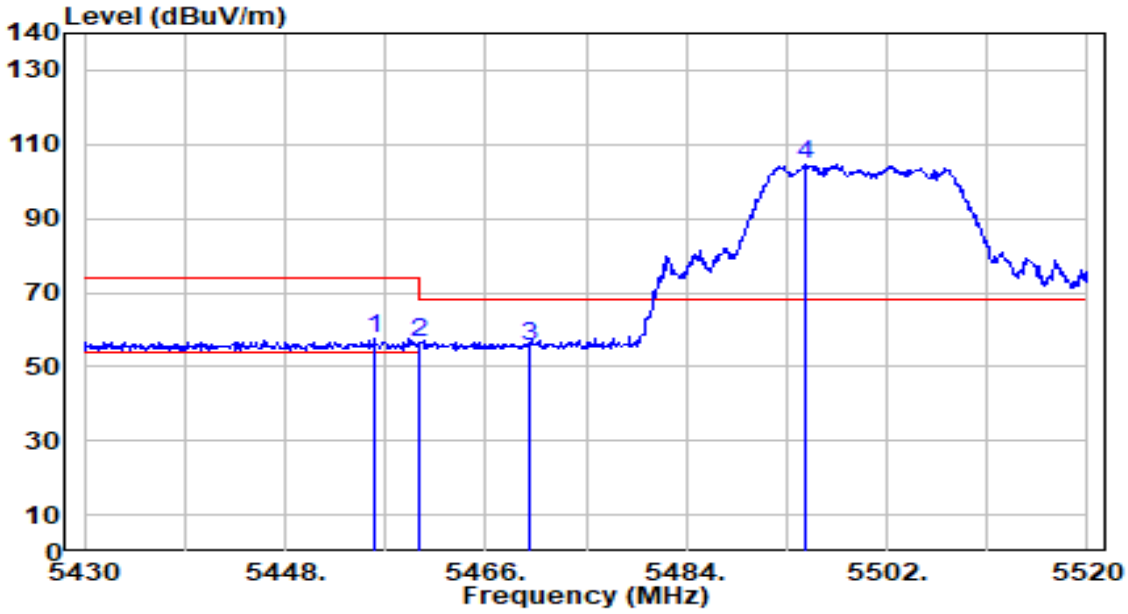

No		Frequency (MHz)	Reading (dBuV)	C.F (dB/m)	Measurement (dBuV/m)	Margin (dB)	Limit (dBuV/m)	Height (cm)	Angle (deg)	Remark (QP/PK/AV)
1		5456.010	55.56	1.86	57.42	-16.58	74.00	320	146	Peak
2		5460.000	54.50	1.87	56.37	-17.63	74.00	320	146	Peak
3	*	5470.000	53.73	1.92	55.64	-12.56	68.20	320	146	Peak
4		5494.800	102.37	2.02	104.39	N/A	N/A	320	146	Peak

Note:

1. " *", means this data is the worst emission level.
2. C.F (Correction Factor) = Antenna Factor (dB/m)+ Cable Loss (dB) – Preamplifier(dB) + 10dB Attenuation.
3. Measurement (dBuV/m) = Reading(dBuV) + C.F (Correction Factor).
4. The emission levels of other frequencies are very lower than the limit and not show in test report.

EUT	BE3600 Dual-Band Wi-Fi 7 Gaming Router	Date of Test	2025-04-15
Factor	DRH18-E	Temp. / Humidity	21°C /63%
Polarity	Horizontal	Site / Test Engineer	AC2 / Stanley
Test Mode	802.11ac-20MHz_TX_Band3_CH 100_ANT 0+1	Test Voltage	AC 120V/60Hz

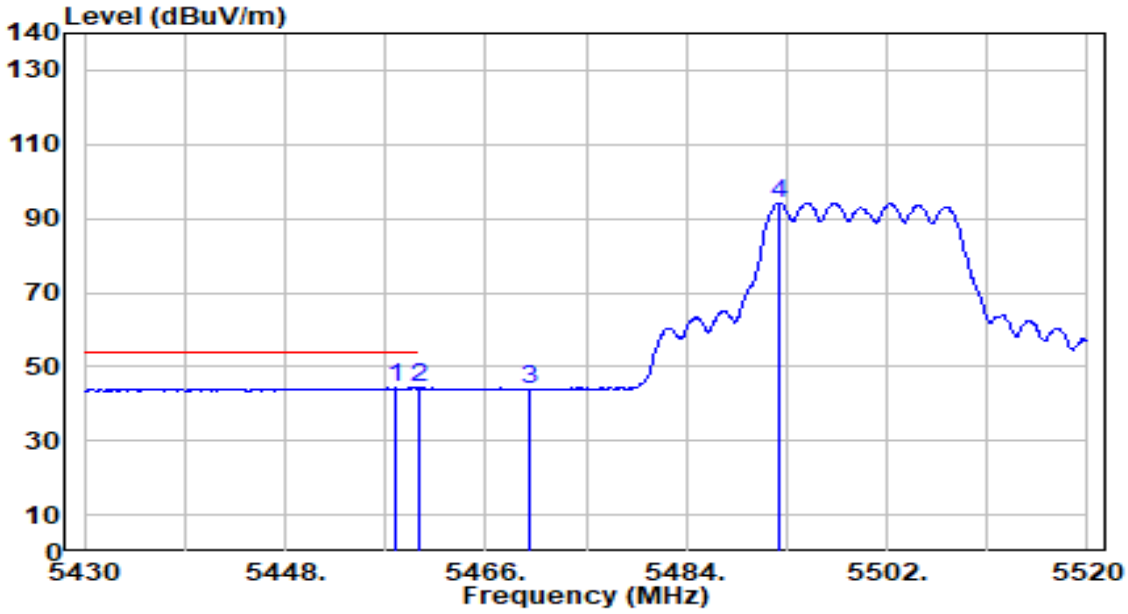

No		Frequency (MHz)	Reading (dBuV)	C.F (dB/m)	Measurement (dBuV/m)	Margin (dB)	Limit (dBuV/m)	Height (cm)	Angle (deg)	Remark (QP/PK/AV)
1	*	5457.810	42.39	1.86	44.26	-9.74	54.00	320	146	Average
2		5460.000	42.32	1.87	44.19	-9.81	54.00	320	146	Average
3		5470.000	42.02	1.92	43.93	N/A	N/A	320	146	Average
4		5492.370	92.23	2.01	94.24	N/A	N/A	320	146	Average

Note:

1. " *", means this data is the worst emission level.
2. C.F (Correction Factor) = Antenna Factor (dB/m)+ Cable Loss (dB) – Preamplifier(dB) + 10dB Attenuation.
3. Measurement (dBuV/m) = Reading(dBuV) + C.F (Correction Factor).
4. The emission levels of other frequencies are very lower than the limit and not show in test report.

EUT	BE3600 Dual-Band Wi-Fi 7 Gaming Router	Date of Test	2025-04-15
Factor	DRH18-E	Temp. / Humidity	21°C /63%
Polarity	Vertical	Site / Test Engineer	AC2 / Stanley
Test Mode	802.11ac-20MHz_TX_Band3_CH 100_ANT 0+1	Test Voltage	AC 120V/60Hz

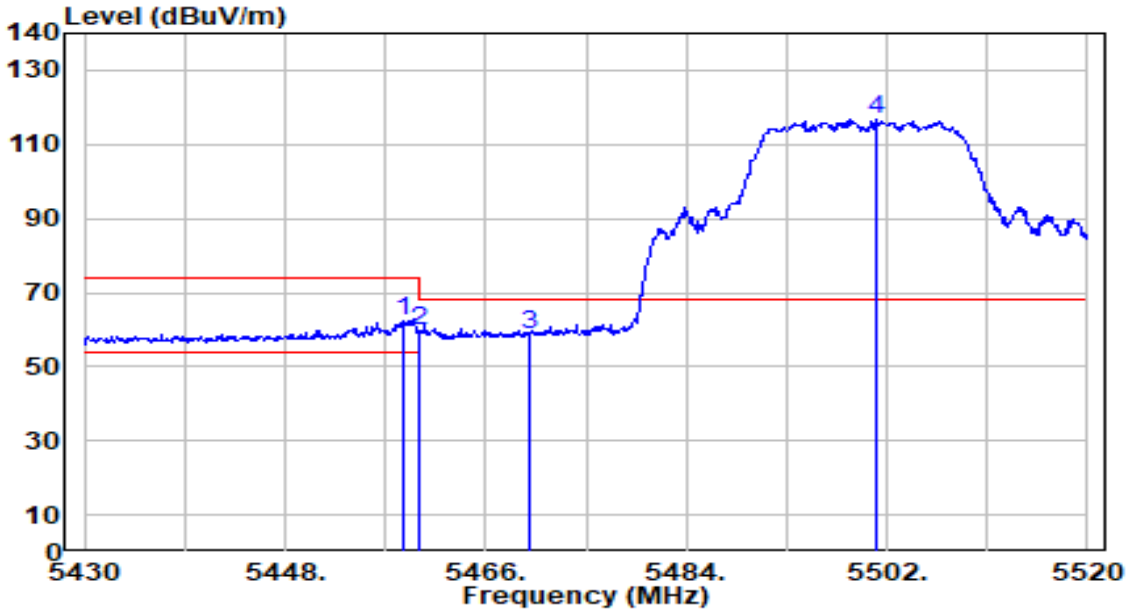

No		Frequency (MHz)	Reading (dBuV)	C.F (dB/m)	Measurement (dBuV/m)	Margin (dB)	Limit (dBuV/m)	Height (cm)	Angle (deg)	Remark (QP/PK/AV)
1		5458.710	60.53	1.87	62.39	-11.61	74.00	174	48	Peak
2		5460.000	58.06	1.87	59.94	-14.06	74.00	174	48	Peak
3	*	5470.000	56.96	1.92	58.87	-9.33	68.20	174	48	Peak
4		5501.010	114.62	2.05	116.66	N/A	N/A	174	48	Peak

Note:

1. " *", means this data is the worst emission level.
2. C.F (Correction Factor) = Antenna Factor (dB/m)+ Cable Loss (dB) – Preamplifier(dB) + 10dB Attenuation.
3. Measurement (dBuV/m) = Reading(dBuV) + C.F (Correction Factor).
4. The emission levels of other frequencies are very lower than the limit and not show in test report.

EUT	BE3600 Dual-Band Wi-Fi 7 Gaming Router	Date of Test	2025-04-15
Factor	DRH18-E	Temp. / Humidity	21°C /63%
Polarity	Vertical	Site / Test Engineer	AC2 / Stanley
Test Mode	802.11ac-20MHz_TX_Band3_CH 100_ANT 0+1	Test Voltage	AC 120V/60Hz

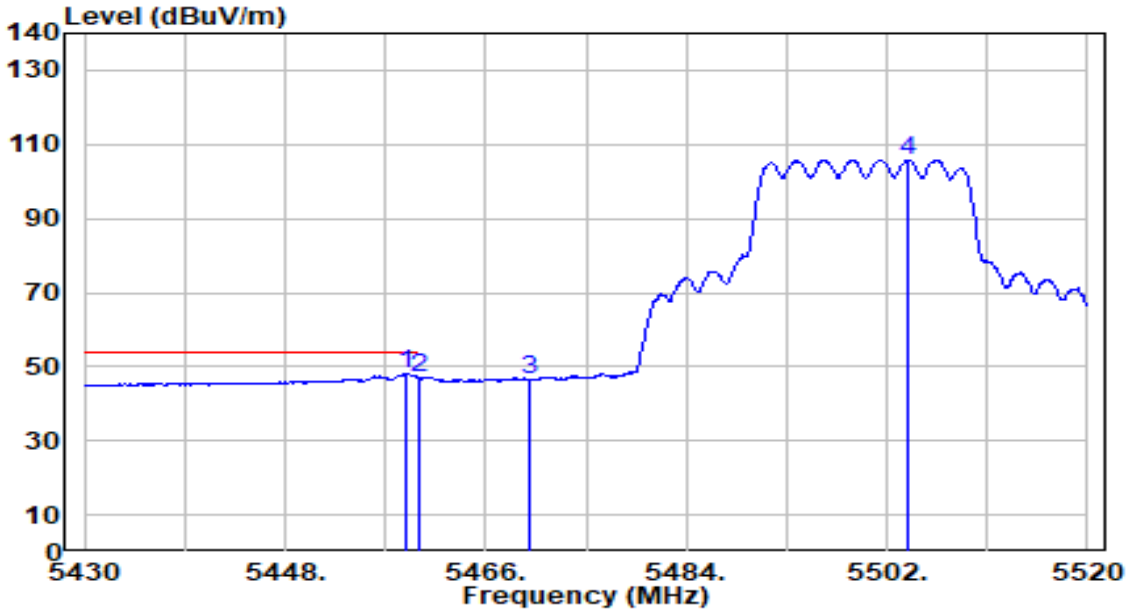

No		Frequency (MHz)	Reading (dBuV)	C.F (dB/m)	Measurement (dBuV/m)	Margin (dB)	Limit (dBuV/m)	Height (cm)	Angle (deg)	Remark (QP/PK/AV)
1	*	5458.890	46.27	1.87	48.14	-5.86	54.00	174	48	Average
2		5460.000	45.17	1.87	47.05	-6.95	54.00	174	48	Average
3		5470.000	44.60	1.92	46.51	N/A	N/A	174	48	Average
4		5503.890	103.85	2.06	105.91	N/A	N/A	174	48	Average

Note:

1. " *", means this data is the worst emission level.
2. C.F (Correction Factor) = Antenna Factor (dB/m)+ Cable Loss (dB) – Preamplifier(dB) + 10dB Attenuation.
3. Measurement (dBuV/m) = Reading(dBuV) + C.F (Correction Factor).
4. The emission levels of other frequencies are very lower than the limit and not show in test report.

EUT	BE3600 Dual-Band Wi-Fi 7 Gaming Router	Date of Test	2025-04-15
Factor	DRH18-E	Temp. / Humidity	21°C /63%
Polarity	Horizontal	Site / Test Engineer	AC2 / Stanley
Test Mode	802.11ac-20MHz_TX_Band3_CH 140_ANT 0+1	Test Voltage	AC 120V/60Hz

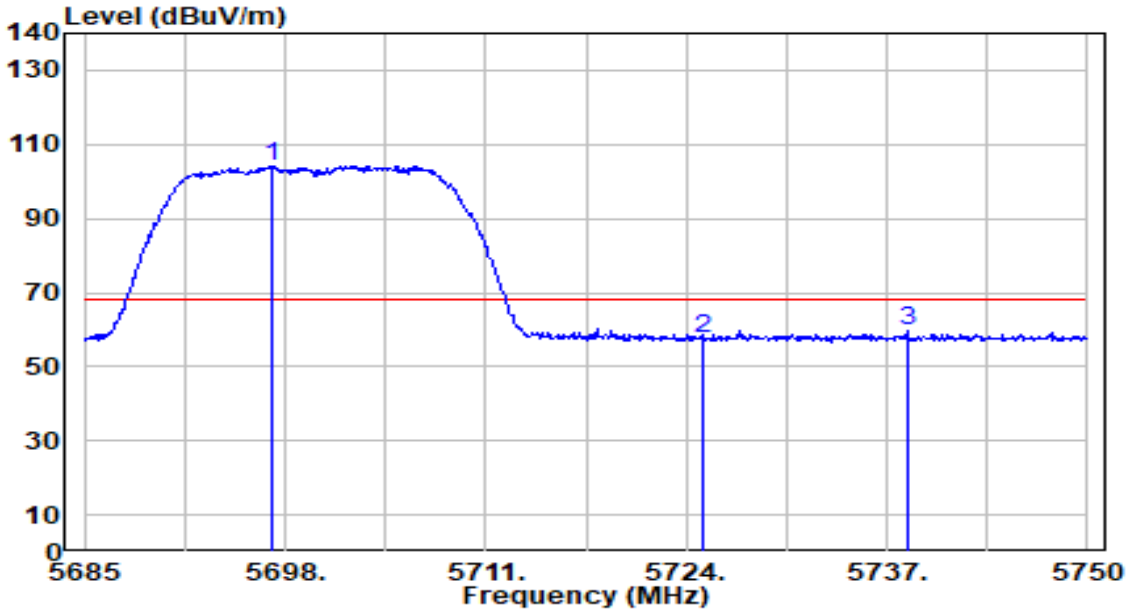

No		Frequency (MHz)	Reading (dBuV)	C.F (dB/m)	Measurement (dBuV/m)	Margin (dB)	Limit (dBuV/m)	Height (cm)	Angle (deg)	Remark (QP/PK/AV)
1		5697.155	101.17	3.00	104.17	N/A	N/A	210	1	Peak
2		5725.000	54.50	3.14	57.64	-10.56	68.20	210	1	Peak
3	*	5738.365	56.37	3.21	59.58	-8.62	68.20	210	1	Peak

Note:

1. " *", means this data is the worst emission level.
2. C.F (Correction Factor) = Antenna Factor (dB/m)+ Cable Loss (dB) – Preamplifier(dB) + 10dB Attenuation.
3. Measurement (dBuV/m) = Reading(dBuV) + C.F (Correction Factor).
4. The emission levels of other frequencies are very lower than the limit and not show in test report.

EUT	BE3600 Dual-Band Wi-Fi 7 Gaming Router	Date of Test	2025-04-15
Factor	DRH18-E	Temp. / Humidity	21°C /63%
Polarity	Vertical	Site / Test Engineer	AC2 / Stanley
Test Mode	802.11ac-20MHz_TX_Band3_CH 140_ANT 0+1	Test Voltage	AC 120V/60Hz

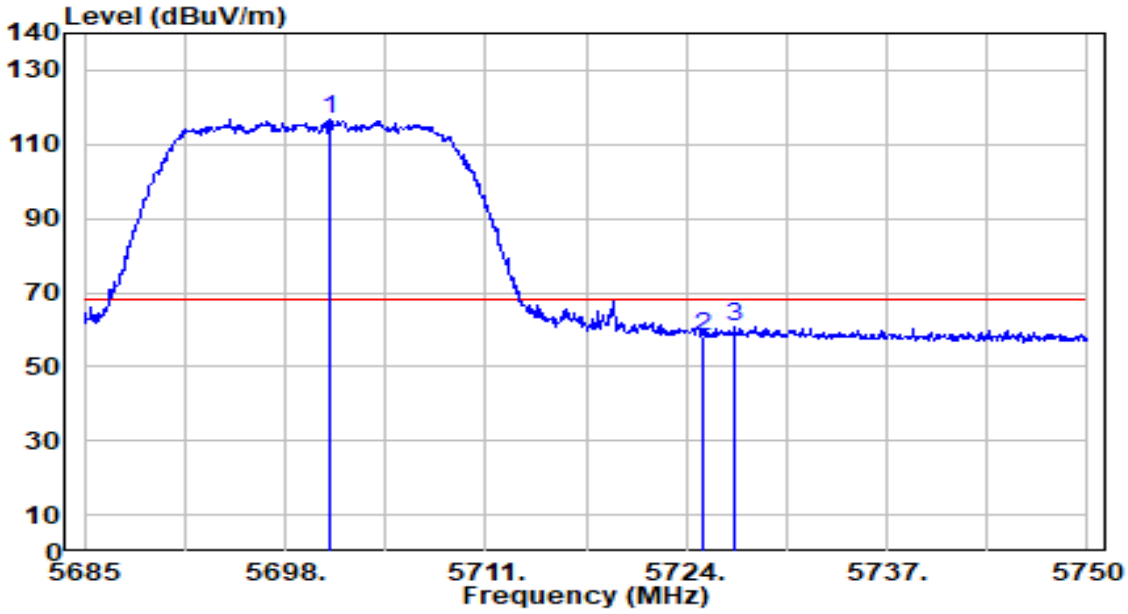

No		Frequency (MHz)	Reading (dBuV)	C.F (dB/m)	Measurement (dBuV/m)	Margin (dB)	Limit (dBuV/m)	Height (cm)	Angle (deg)	Remark (QP/PK/AV)
1		5700.860	113.54	3.02	116.56	N/A	N/A	193	360	Peak
2		5725.000	55.12	3.14	58.26	-9.94	68.20	193	360	Peak
3	*	5727.120	57.72	3.15	60.87	-7.33	68.20	193	360	Peak

Note:

1. " *", means this data is the worst emission level.
2. C.F (Correction Factor) = Antenna Factor (dB/m)+ Cable Loss (dB) – Preamplifier(dB) + 10dB Attenuation.
3. Measurement (dBuV/m) = Reading(dBuV) + C.F (Correction Factor).
4. The emission levels of other frequencies are very lower than the limit and not show in test report.

EUT	BE3600 Dual-Band Wi-Fi 7 Gaming Router	Date of Test	2025-04-16
Factor	DRH18-E	Temp. / Humidity	21°C /63%
Polarity	Horizontal	Site / Test Engineer	AC2 / Stanley
Test Mode	802.11ac-20MHz_TX_Band4_CH 149_ANT 0+1	Test Voltage	AC 120V/60Hz

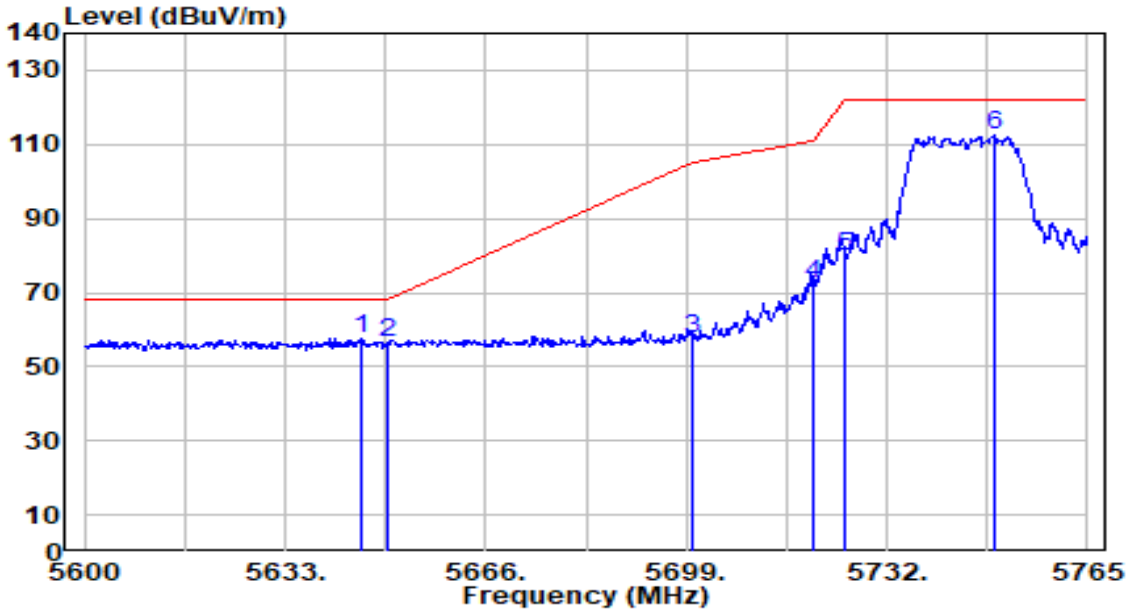

No		Frequency (MHz)	Reading (dBuV)	C.F (dB/m)	Measurement (dBuV/m)	Margin (dB)	Limit (dBuV/m)	Height (cm)	Angle (deg)	Remark (QP/PK/AV)
1	*	5645.375	54.80	2.75	57.55	-10.65	68.20	219	0	Peak
2		5650.000	53.79	2.78	56.57	-11.63	68.20	219	0	Peak
3		5700.000	54.55	3.02	57.56	-47.64	105.20	219	0	Peak
4		5720.000	69.49	3.12	72.61	-38.19	110.80	219	0	Peak
5		5725.000	76.50	3.14	79.64	-42.56	122.20	219	0	Peak
6		5749.655	109.41	3.26	112.67	N/A	N/A	219	0	Peak

Note:

1. " *", means this data is the worst emission level.
2. C.F (Correction Factor) = Antenna Factor (dB/m)+ Cable Loss (dB) – Preamplifier(dB) + 10dB Attenuation.
3. Measurement (dBuV/m) = Reading(dBuV) + C.F (Correction Factor).
4. The emission levels of other frequencies are very lower than the limit and not show in test report.

EUT	BE3600 Dual-Band Wi-Fi 7 Gaming Router	Date of Test	2025-04-16
Factor	DRH18-E	Temp. / Humidity	21°C /63%
Polarity	Vertical	Site / Test Engineer	AC2 / Stanley
Test Mode	802.11ac-20MHz_TX_Band4_CH 149_ANT 0+1	Test Voltage	AC 120V/60Hz

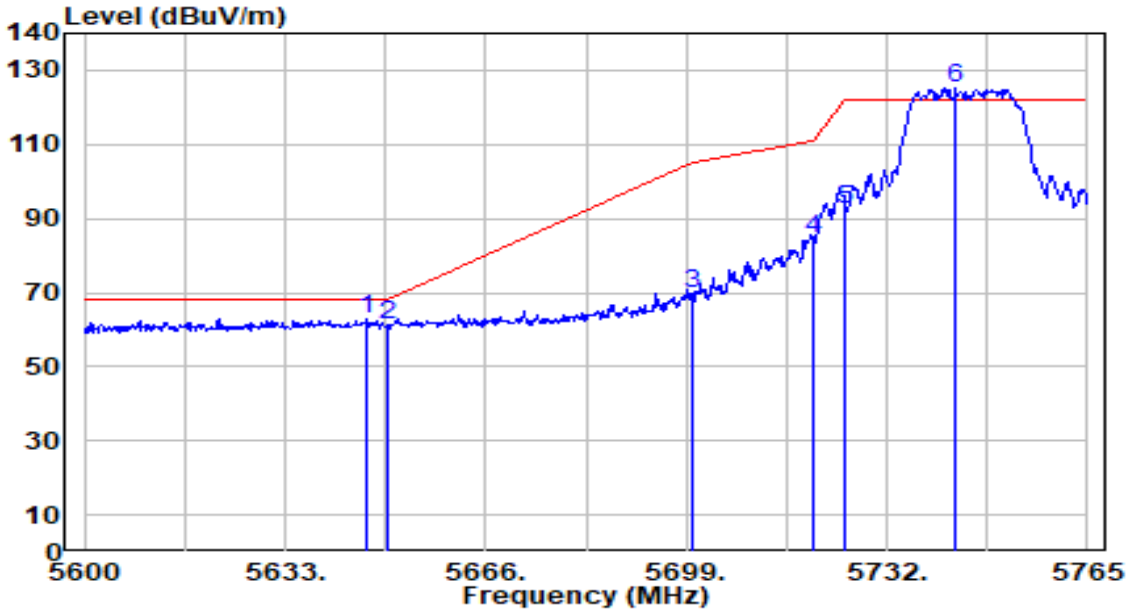

No		Frequency (MHz)	Reading (dBuV)	C.F (dB/m)	Measurement (dBuV/m)	Margin (dB)	Limit (dBuV/m)	Height (cm)	Angle (deg)	Remark (QP/PK/AV)
1	*	5646.530	60.10	2.76	62.86	-5.34	68.20	163	360	Peak
2		5650.000	58.40	2.78	61.17	-7.03	68.20	163	360	Peak
3		5700.000	66.87	3.02	69.89	-35.31	105.20	163	360	Peak
4		5720.000	81.41	3.12	84.52	-26.28	110.80	163	360	Peak
5		5725.000	89.39	3.14	92.53	-29.67	122.20	163	360	Peak
6		5743.220	122.00	3.23	125.23	N/A	N/A	163	360	Peak

Note:

1. " *", means this data is the worst emission level.
2. C.F (Correction Factor) = Antenna Factor (dB/m)+ Cable Loss (dB) – Preamplifier(dB) + 10dB Attenuation.
3. Measurement (dBuV/m) = Reading(dBuV) + C.F (Correction Factor).
4. The emission levels of other frequencies are very lower than the limit and not show in test report.

EUT	BE3600 Dual-Band Wi-Fi 7 Gaming Router	Date of Test	2025-04-16
Factor	DRH18-E	Temp. / Humidity	21°C /63%
Polarity	Horizontal	Site / Test Engineer	AC2 / Marvin
Test Mode	802.11ac-20MHz_TX_Band4_CH 165_ANT 0+1	Test Voltage	AC 120V/60Hz

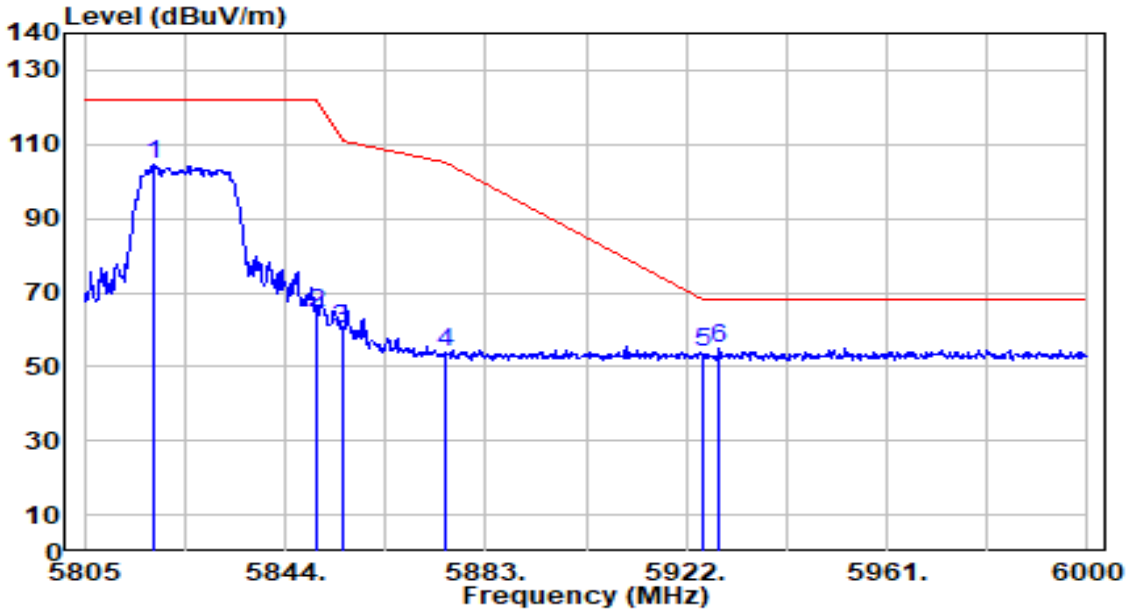

No		Frequency (MHz)	Reading (dBuV)	C.F (dB/m)	Measurement (dBuV/m)	Margin (dB)	Limit (dBuV/m)	Height (cm)	Angle (deg)	Remark (QP/PK/AV)
1		5818.650	101.09	3.51	104.61	N/A	N/A	300	276	Peak
2		5850.000	60.94	3.51	64.44	-57.76	122.20	300	276	Peak
3		5855.000	56.76	3.51	60.27	-50.53	110.80	300	276	Peak
4		5875.000	50.53	3.50	54.04	-51.16	105.20	300	276	Peak
5		5925.000	50.54	3.51	54.05	-14.15	68.20	300	276	Peak
6	*	5928.435	51.44	3.51	54.95	-13.25	68.20	300	276	Peak

Note:

1. " *", means this data is the worst emission level.
2. C.F (Correction Factor) = Antenna Factor (dB/m)+ Cable Loss (dB) – Preamplifier(dB) + 10dB Attenuation.
3. Measurement (dBuV/m) = Reading(dBuV) + C.F (Correction Factor).
4. The emission levels of other frequencies are very lower than the limit and not show in test report.

EUT	BE3600 Dual-Band Wi-Fi 7 Gaming Router	Date of Test	2025-04-16
Factor	DRH18-E	Temp. / Humidity	21°C /63%
Polarity	Vertical	Site / Test Engineer	AC2 / Marvin
Test Mode	802.11ac-20MHz_TX_Band4_CH 165_ANT 0+1	Test Voltage	AC 120V/60Hz

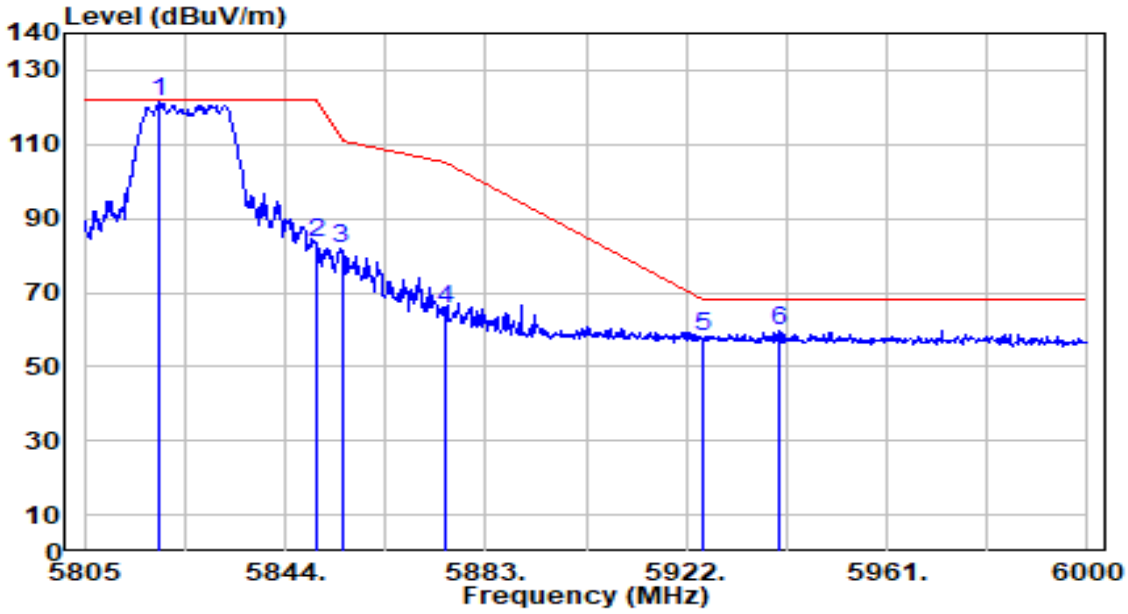

No		Frequency (MHz)	Reading (dBuV)	C.F (dB/m)	Measurement (dBuV/m)	Margin (dB)	Limit (dBuV/m)	Height (cm)	Angle (deg)	Remark (QP/PK/AV)
1		5819.625	117.97	3.51	121.48	N/A	N/A	200	328	Peak
2		5850.000	79.71	3.51	83.22	-38.98	122.20	200	328	Peak
3		5855.000	78.20	3.51	81.71	-29.09	110.80	200	328	Peak
4		5875.000	62.03	3.50	65.54	-39.66	105.20	200	328	Peak
5		5925.000	54.53	3.51	58.04	-10.16	68.20	200	328	Peak
6	*	5939.940	56.05	3.52	59.57	-8.63	68.20	200	328	Peak

Note:

1. " *", means this data is the worst emission level.
2. C.F (Correction Factor) = Antenna Factor (dB/m)+ Cable Loss (dB) – Preamplifier(dB) + 10dB Attenuation.
3. Measurement (dBuV/m) = Reading(dBuV) + C.F (Correction Factor).
4. The emission levels of other frequencies are very lower than the limit and not show in test report.

EUT	BE3600 Dual-Band Wi-Fi 7 Gaming Router	Date of Test	2025-04-15
Factor	DRH18-E	Temp. / Humidity	21°C /63%
Polarity	Horizontal	Site / Test Engineer	AC2 / Stanley
Test Mode	802.11ac-40MHz_TX_Band1_CH 38_ANT 0+1	Test Voltage	AC 120V/60Hz

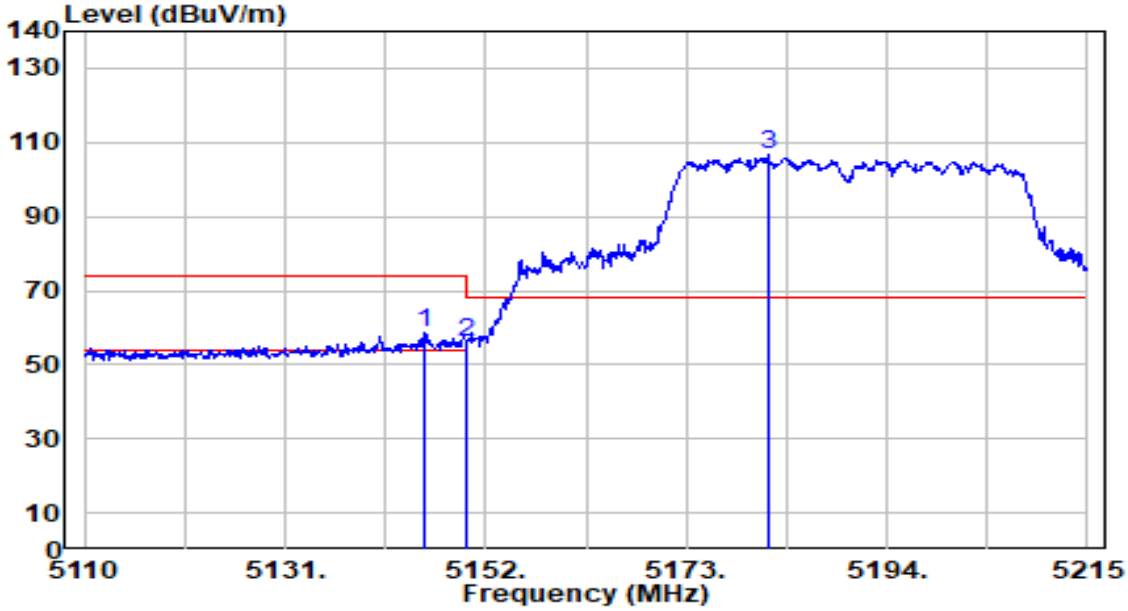

No		Frequency (MHz)	Reading (dBuV)	C.F (dB/m)	Measurement (dBuV/m)	Margin (dB)	Limit (dBuV/m)	Height (cm)	Angle (deg)	Remark (QP/PK/AV)
1	*	5145.490	56.92	1.81	58.73	-15.27	74.00	302	158	Peak
2		5150.000	54.30	1.82	56.11	-17.89	74.00	302	158	Peak
3		5181.505	104.59	1.87	106.47	N/A	N/A	302	158	Peak

Note:

1. " *", means this data is the worst emission level.
2. C.F (Correction Factor) = Antenna Factor (dB/m)+ Cable Loss (dB) – Preamplifier(dB) + 10dB Attenuation.
3. Measurement (dBuV/m) = Reading(dBuV) + C.F (Correction Factor).
4. The emission levels of other frequencies are very lower than the limit and not show in test report.

EUT	BE3600 Dual-Band Wi-Fi 7 Gaming Router	Date of Test	2025-04-15
Factor	DRH18-E	Temp. / Humidity	21°C /63%
Polarity	Horizontal	Site / Test Engineer	AC2 / Stanley
Test Mode	802.11ac-40MHz_TX_Band1_CH 38_ANT 0+1	Test Voltage	AC 120V/60Hz

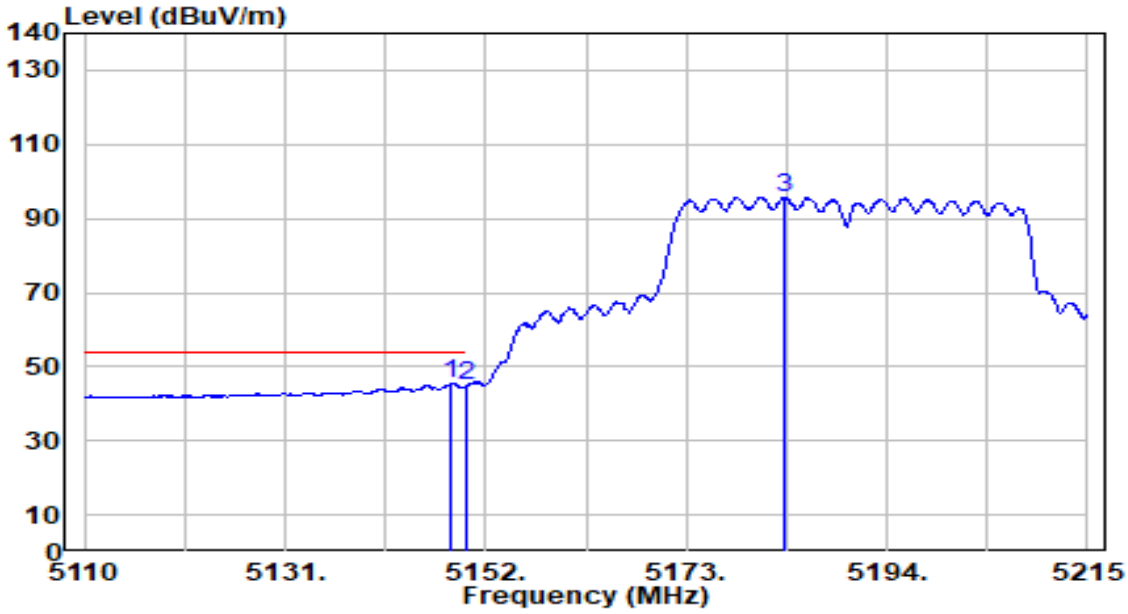

No		Frequency (MHz)	Reading (dBuV)	C.F (dB/m)	Measurement (dBuV/m)	Margin (dB)	Limit (dBuV/m)	Height (cm)	Angle (deg)	Remark (QP/PK/AV)
1	*	5148.430	43.61	1.82	45.43	-8.57	54.00	302	158	Average
2		5150.000	42.99	1.82	44.81	-9.19	54.00	302	158	Average
3		5183.185	93.95	1.87	95.83	N/A	N/A	302	158	Average

Note:

1. " *", means this data is the worst emission level.
2. C.F (Correction Factor) = Antenna Factor (dB/m)+ Cable Loss (dB) – Preamplifier(dB) + 10dB Attenuation.
3. Measurement (dBuV/m) = Reading(dBuV) + C.F (Correction Factor).
4. The emission levels of other frequencies are very lower than the limit and not show in test report.

EUT	BE3600 Dual-Band Wi-Fi 7 Gaming Router	Date of Test	2025-04-15
Factor	DRH18-E	Temp. / Humidity	21°C /63%
Polarity	Vertical	Site / Test Engineer	AC2 / Stanley
Test Mode	802.11ac-40MHz_TX_Band1_CH 38_ANT 0+1	Test Voltage	AC 120V/60Hz

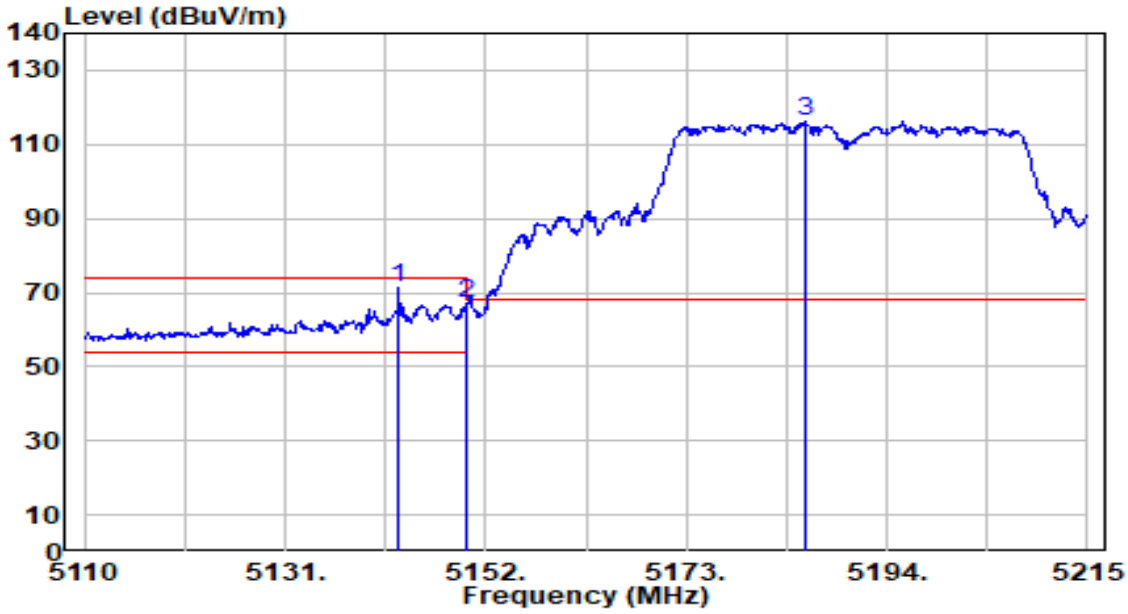

No		Frequency (MHz)	Reading (dBuV)	C.F (dB/m)	Measurement (dBuV/m)	Margin (dB)	Limit (dBuV/m)	Height (cm)	Angle (deg)	Remark (QP/PK/AV)
1	*	5142.865	69.53	1.81	71.34	-2.66	74.00	100	37	Peak
2		5150.000	65.25	1.82	67.07	-6.93	74.00	100	37	Peak
3		5185.495	114.22	1.88	116.10	N/A	N/A	100	37	Peak

Note:

1. " *", means this data is the worst emission level.
2. C.F (Correction Factor) = Antenna Factor (dB/m)+ Cable Loss (dB) – Preamplifier(dB) + 10dB Attenuation.
3. Measurement (dBuV/m) = Reading(dBuV) + C.F (Correction Factor).
4. The emission levels of other frequencies are very lower than the limit and not show in test report.

EUT	BE3600 Dual-Band Wi-Fi 7 Gaming Router	Date of Test	2025-04-15
Factor	DRH18-E	Temp. / Humidity	21°C /63%
Polarity	Vertical	Site / Test Engineer	AC2 / Stanley
Test Mode	802.11ac-40MHz_TX_Band1_CH 38_ANT 0+1	Test Voltage	AC 120V/60Hz

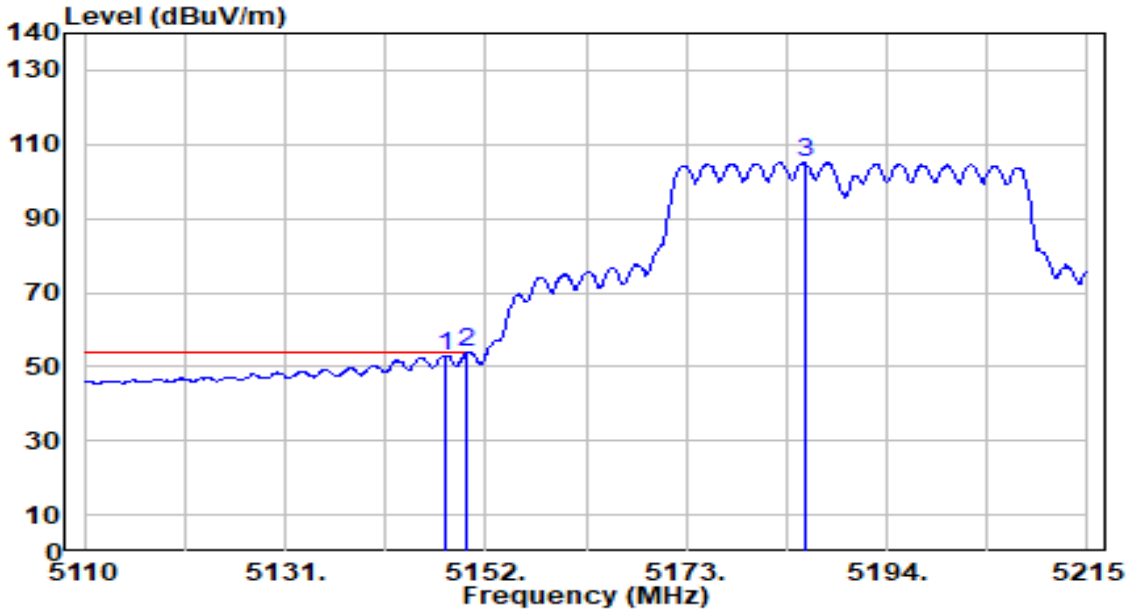

No		Frequency (MHz)	Reading (dBuV)	C.F (dB/m)	Measurement (dBuV/m)	Margin (dB)	Limit (dBuV/m)	Height (cm)	Angle (deg)	Remark (QP/PK/AV)
1		5147.695	51.20	1.82	53.02	-0.98	54.00	100	37	Average
2	*	5150.000	51.89	1.82	53.71	-0.29	54.00	100	37	Average
3		5185.390	103.28	1.88	105.16	N/A	N/A	100	37	Average

Note:

1. " *", means this data is the worst emission level.
2. C.F (Correction Factor) = Antenna Factor (dB/m)+ Cable Loss (dB) – Preamplifier(dB) + 10dB Attenuation.
3. Measurement (dBuV/m) = Reading(dBuV) + C.F (Correction Factor).
4. The emission levels of other frequencies are very lower than the limit and not show in test report.

EUT	BE3600 Dual-Band Wi-Fi 7 Gaming Router	Date of Test	2025-04-15
Factor	DRH18-E	Temp. / Humidity	21°C /63%
Polarity	Horizontal	Site / Test Engineer	AC2 / Stanley
Test Mode	802.11ac-40MHz_TX_Band2_CH 62_ANT 0+1	Test Voltage	AC 120V/60Hz

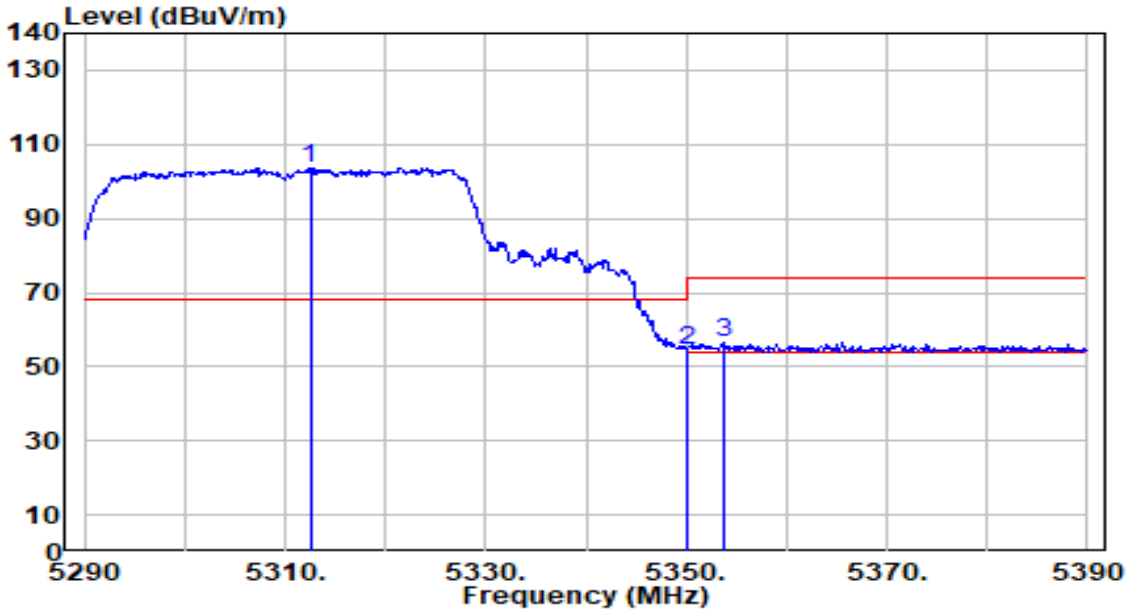

No		Frequency (MHz)	Reading (dBuV)	C.F (dB/m)	Measurement (dBuV/m)	Margin (dB)	Limit (dBuV/m)	Height (cm)	Angle (deg)	Remark (QP/PK/AV)
1		5312.500	101.95	1.74	103.70	N/A	N/A	301	2	Peak
2		5350.000	52.70	1.69	54.39	-19.61	74.00	301	2	Peak
3	*	5353.700	55.00	1.69	56.69	-17.31	74.00	301	2	Peak

Note:

1. " *", means this data is the worst emission level.
2. C.F (Correction Factor) = Antenna Factor (dB/m)+ Cable Loss (dB) – Preamplifier(dB) + 10dB Attenuation.
3. Measurement (dBuV/m) = Reading(dBuV) + C.F (Correction Factor).
4. The emission levels of other frequencies are very lower than the limit and not show in test report.

EUT	BE3600 Dual-Band Wi-Fi 7 Gaming Router	Date of Test	2025-04-15
Factor	DRH18-E	Temp. / Humidity	21°C /63%
Polarity	Horizontal	Site / Test Engineer	AC2 / Stanley
Test Mode	802.11ac-40MHz_TX_Band2_CH 62_ANT 0+1	Test Voltage	AC 120V/60Hz

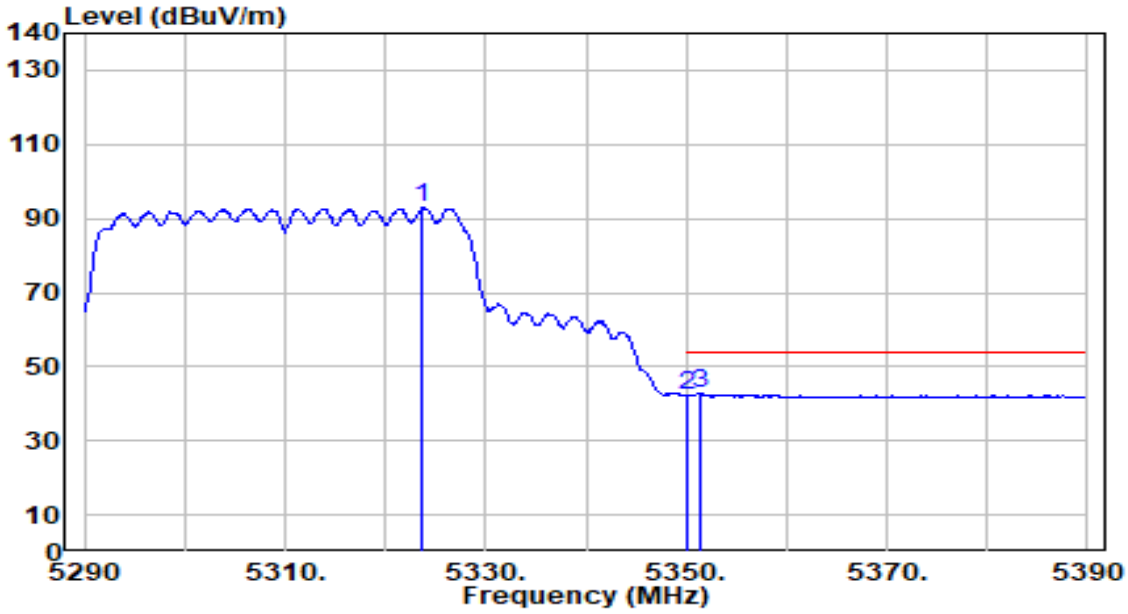

No		Frequency (MHz)	Reading (dBuV)	C.F (dB/m)	Measurement (dBuV/m)	Margin (dB)	Limit (dBuV/m)	Height (cm)	Angle (deg)	Remark (QP/PK/AV)
1		5323.700	91.09	1.73	92.82	N/A	N/A	301	2	Average
2		5350.000	40.36	1.69	42.05	-11.95	54.00	301	2	Average
3	*	5351.300	41.22	1.69	42.91	-11.09	54.00	301	2	Average

Note:

1. " *", means this data is the worst emission level.
2. C.F (Correction Factor) = Antenna Factor (dB/m)+ Cable Loss (dB) – Preamplifier(dB) + 10dB Attenuation.
3. Measurement (dBuV/m) = Reading(dBuV) + C.F (Correction Factor).
4. The emission levels of other frequencies are very lower than the limit and not show in test report.

EUT	BE3600 Dual-Band Wi-Fi 7 Gaming Router	Date of Test	2025-04-15
Factor	DRH18-E	Temp. / Humidity	21°C /63%
Polarity	Vertical	Site / Test Engineer	AC2 / Stanley
Test Mode	802.11ac-40MHz_TX_Band2_CH 62_ANT 0+1	Test Voltage	AC 120V/60Hz

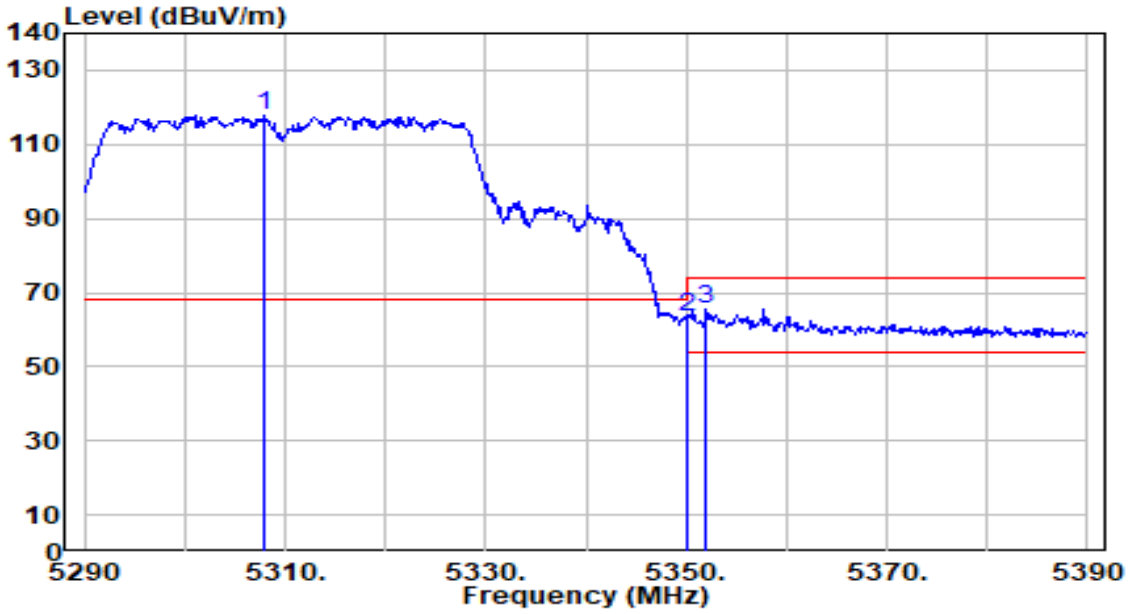

No		Frequency (MHz)	Reading (dBuV)	C.F (dB/m)	Measurement (dBuV/m)	Margin (dB)	Limit (dBuV/m)	Height (cm)	Angle (deg)	Remark (QP/PK/AV)
1		5308.000	116.19	1.75	117.94	N/A	N/A	149	325	Peak
2		5350.000	61.66	1.69	63.35	-10.65	74.00	149	325	Peak
3	*	5352.000	63.99	1.69	65.68	-8.32	74.00	149	325	Peak

Note:

1. " *", means this data is the worst emission level.
2. C.F (Correction Factor) = Antenna Factor (dB/m)+ Cable Loss (dB) – Preamplifier(dB) + 10dB Attenuation.
3. Measurement (dBuV/m) = Reading(dBuV) + C.F (Correction Factor).
4. The emission levels of other frequencies are very lower than the limit and not show in test report.

EUT	BE3600 Dual-Band Wi-Fi 7 Gaming Router	Date of Test	2025-04-15
Factor	DRH18-E	Temp. / Humidity	21°C /63%
Polarity	Vertical	Site / Test Engineer	AC2 / Stanley
Test Mode	802.11ac-40MHz_TX_Band2_CH 62_ANT 0+1	Test Voltage	AC 120V/60Hz

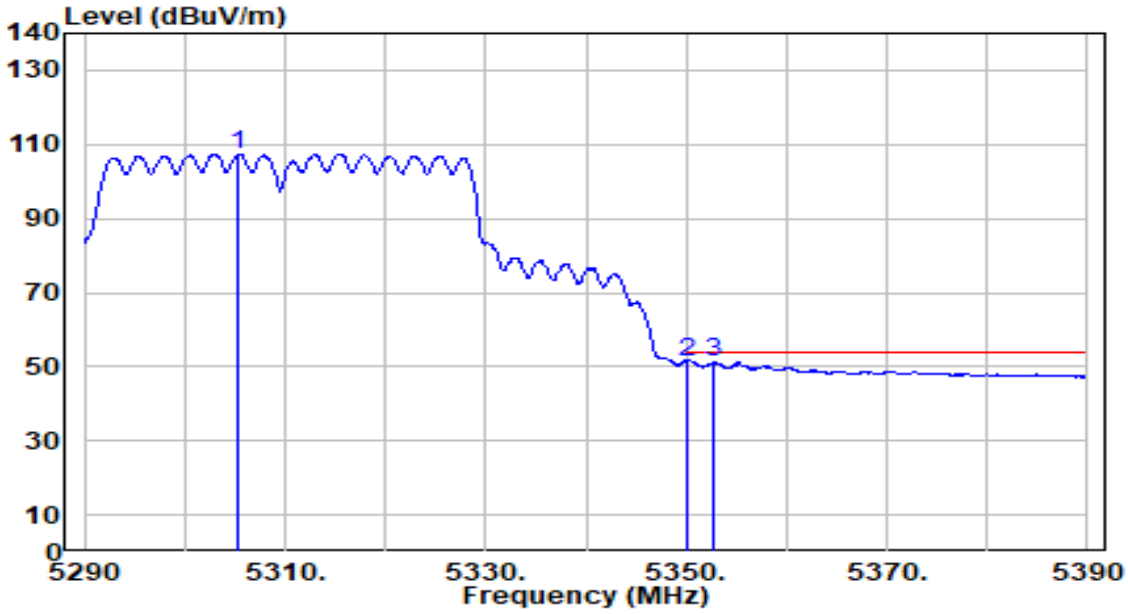

No		Frequency (MHz)	Reading (dBuV)	C.F (dB/m)	Measurement (dBuV/m)	Margin (dB)	Limit (dBuV/m)	Height (cm)	Angle (deg)	Remark (QP/PK/AV)
1		5305.400	105.56	1.75	107.31	N/A	N/A	149	325	Average
2	*	5350.000	49.79	1.69	51.48	-2.52	54.00	149	325	Average
3		5352.800	49.49	1.69	51.17	-2.83	54.00	149	325	Average

Note:

1. " *", means this data is the worst emission level.
2. C.F (Correction Factor) = Antenna Factor (dB/m)+ Cable Loss (dB) – Preamplifier(dB) + 10dB Attenuation.
3. Measurement (dBuV/m) = Reading(dBuV) + C.F (Correction Factor).
4. The emission levels of other frequencies are very lower than the limit and not show in test report.

EUT	BE3600 Dual-Band Wi-Fi 7 Gaming Router	Date of Test	2025-04-15
Factor	DRH18-E	Temp. / Humidity	21°C /63%
Polarity	Horizontal	Site / Test Engineer	AC2 / Stanley
Test Mode	802.11ac-40MHz_TX_Band3_CH 102_ANT 0+1	Test Voltage	AC 120V/60Hz

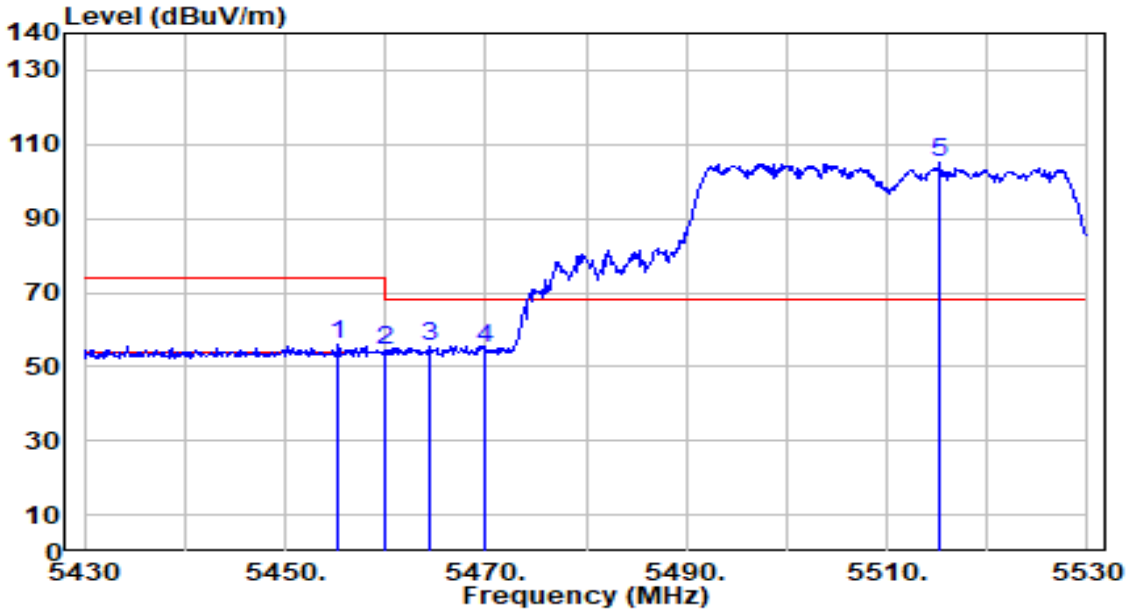

No		Frequency (MHz)	Reading (dBuV)	C.F (dB/m)	Measurement (dBuV/m)	Margin (dB)	Limit (dBuV/m)	Height (cm)	Angle (deg)	Remark (QP/PK/AV)
1		5455.300	54.10	1.85	55.95	-18.05	74.00	320	146	Peak
2		5460.000	52.30	1.87	54.17	-19.83	74.00	320	146	Peak
3	*	5464.400	53.61	1.89	55.51	-12.69	68.20	320	146	Peak
4		5470.000	53.07	1.92	54.99	-13.21	68.20	320	146	Peak
5		5515.300	102.77	2.12	104.88	N/A	N/A	320	146	Peak

Note:

1. " *", means this data is the worst emission level.
2. C.F (Correction Factor) = Antenna Factor (dB/m)+ Cable Loss (dB) – Preamplifier(dB) + 10dB Attenuation.
3. Measurement (dBuV/m) = Reading(dBuV) + C.F (Correction Factor).
4. The emission levels of other frequencies are very lower than the limit and not show in test report.

EUT	BE3600 Dual-Band Wi-Fi 7 Gaming Router	Date of Test	2025-04-15
Factor	DRH18-E	Temp. / Humidity	21°C /63%
Polarity	Horizontal	Site / Test Engineer	AC2 / Stanley
Test Mode	802.11ac-40MHz_TX_Band3_CH 102_ANT 0+1	Test Voltage	AC 120V/60Hz

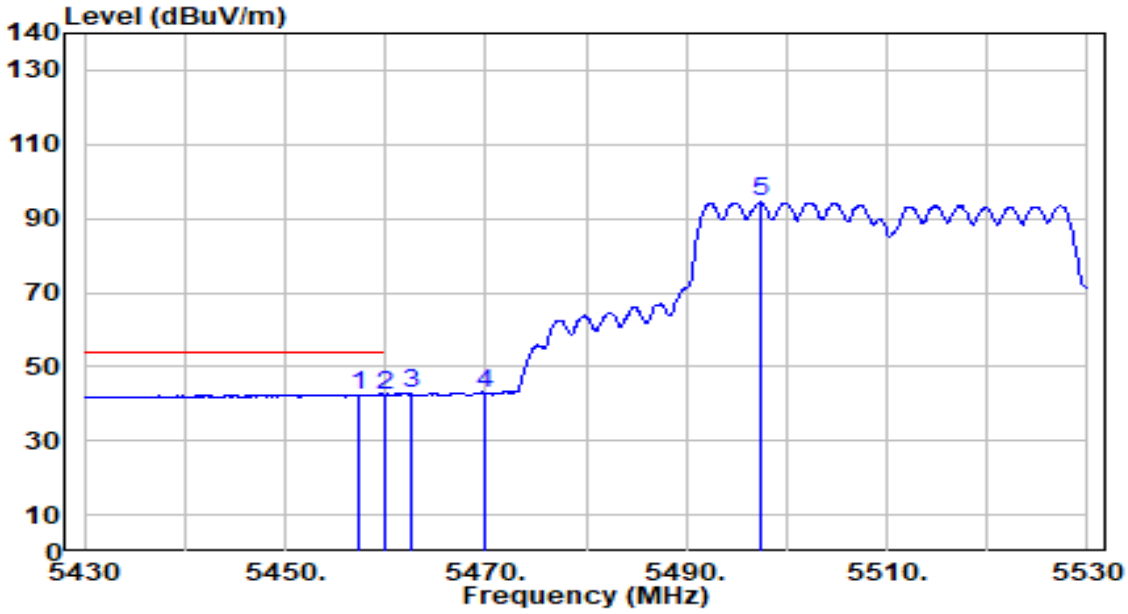

No		Frequency (MHz)	Reading (dBuV)	C.F (dB/m)	Measurement (dBuV/m)	Margin (dB)	Limit (dBuV/m)	Height (cm)	Angle (deg)	Remark (QP/PK/AV)
1		5457.300	40.62	1.86	42.48	-11.52	54.00	320	146	Average
2	*	5460.000	40.62	1.87	42.49	-11.51	54.00	320	146	Average
3		5462.500	40.97	1.88	42.86	N/A	N/A	320	146	Average
4		5470.000	40.98	1.92	42.90	N/A	N/A	320	146	Average
5		5497.400	92.40	2.03	94.43	N/A	N/A	320	146	Average

Note:

1. " *", means this data is the worst emission level.
2. C.F (Correction Factor) = Antenna Factor (dB/m)+ Cable Loss (dB) – Preamplifier(dB) + 10dB Attenuation.
3. Measurement (dBuV/m) = Reading(dBuV) + C.F (Correction Factor).
4. The emission levels of other frequencies are very lower than the limit and not show in test report.

EUT	BE3600 Dual-Band Wi-Fi 7 Gaming Router	Date of Test	2025-04-15
Factor	DRH18-E	Temp. / Humidity	21°C /63%
Polarity	Vertical	Site / Test Engineer	AC2 / Stanley
Test Mode	802.11ac-40MHz_TX_Band3_CH 102_ANT 0+1	Test Voltage	AC 120V/60Hz

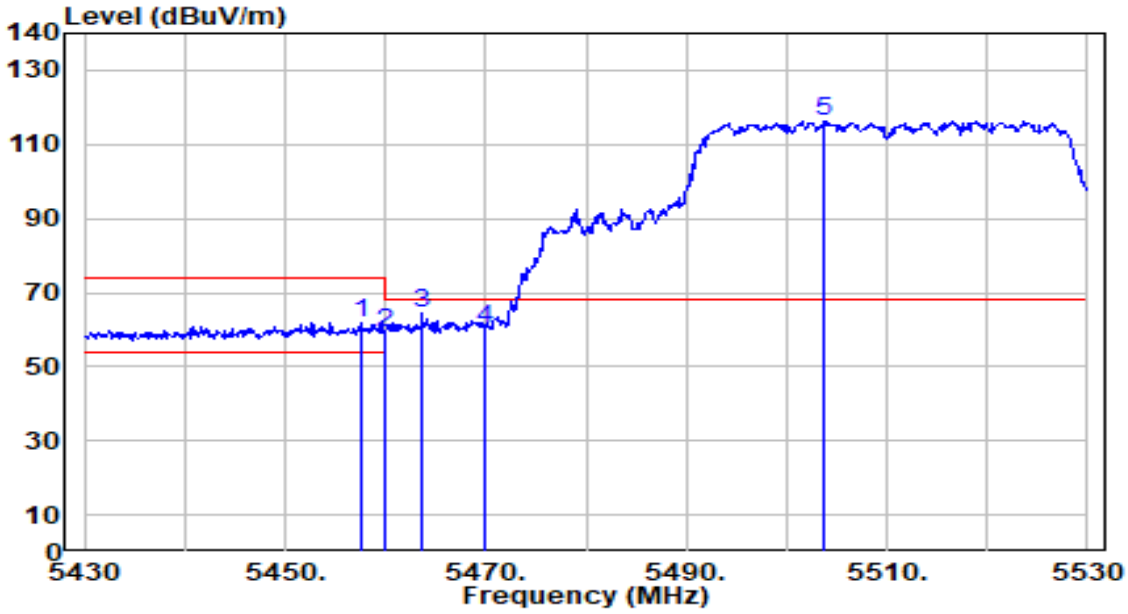

No		Frequency (MHz)	Reading (dBuV)	C.F (dB/m)	Measurement (dBuV/m)	Margin (dB)	Limit (dBuV/m)	Height (cm)	Angle (deg)	Remark (QP/PK/AV)
1		5457.700	60.00	1.86	61.86	-12.14	74.00	174	48	Peak
2		5460.000	57.44	1.87	59.31	-14.69	74.00	174	48	Peak
3	*	5463.600	62.80	1.89	64.69	-3.51	68.20	174	48	Peak
4		5470.000	58.52	1.92	60.43	-7.77	68.20	174	48	Peak
5		5503.800	114.27	2.06	116.33	N/A	N/A	174	48	Peak

Note:

1. " *", means this data is the worst emission level.
2. C.F (Correction Factor) = Antenna Factor (dB/m)+ Cable Loss (dB) – Preamplifier(dB) + 10dB Attenuation.
3. Measurement (dBuV/m) = Reading(dBuV) + C.F (Correction Factor).
4. The emission levels of other frequencies are very lower than the limit and not show in test report.

EUT	BE3600 Dual-Band Wi-Fi 7 Gaming Router	Date of Test	2025-04-15
Factor	DRH18-E	Temp. / Humidity	21°C /63%
Polarity	Vertical	Site / Test Engineer	AC2 / Stanley
Test Mode	802.11ac-40MHz_TX_Band3_CH 102_ANT 0+1	Test Voltage	AC 120V/60Hz

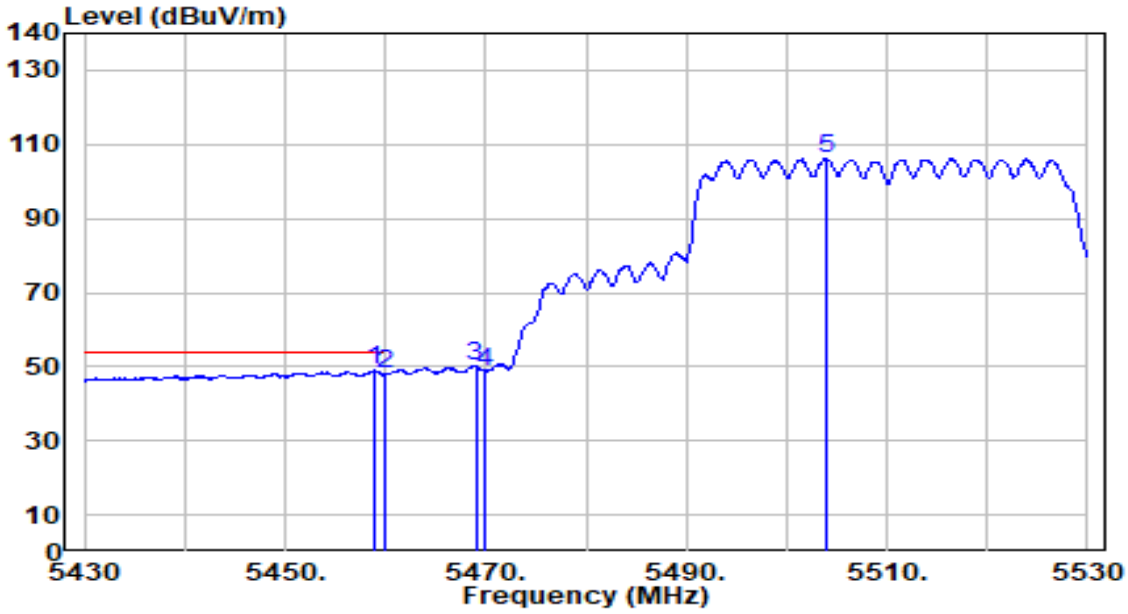

No		Frequency (MHz)	Reading (dBuV)	C.F (dB/m)	Measurement (dBuV/m)	Margin (dB)	Limit (dBuV/m)	Height (cm)	Angle (deg)	Remark (QP/PK/AV)
1	*	5458.800	47.08	1.87	48.95	-5.05	54.00	174	48	Average
2		5460.000	46.09	1.87	47.96	-6.04	54.00	174	48	Average
3		5469.000	48.19	1.91	50.11	N/A	N/A	174	48	Average
4		5470.000	46.76	1.92	48.68	N/A	N/A	174	48	Average
5		5503.900	104.28	2.06	106.34	N/A	N/A	174	48	Average

Note:

1. " *", means this data is the worst emission level.
2. C.F (Correction Factor) = Antenna Factor (dB/m)+ Cable Loss (dB) – Preamplifier(dB) + 10dB Attenuation.
3. Measurement (dBuV/m) = Reading(dBuV) + C.F (Correction Factor).
4. The emission levels of other frequencies are very lower than the limit and not show in test report.

EUT	BE3600 Dual-Band Wi-Fi 7 Gaming Router	Date of Test	2025-04-15
Factor	DRH18-E	Temp. / Humidity	21°C /63%
Polarity	Horizontal	Site / Test Engineer	AC2 / Stanley
Test Mode	802.11ac-40MHz_TX_Band3_CH 134_ANT 0+1	Test Voltage	AC 120V/60Hz

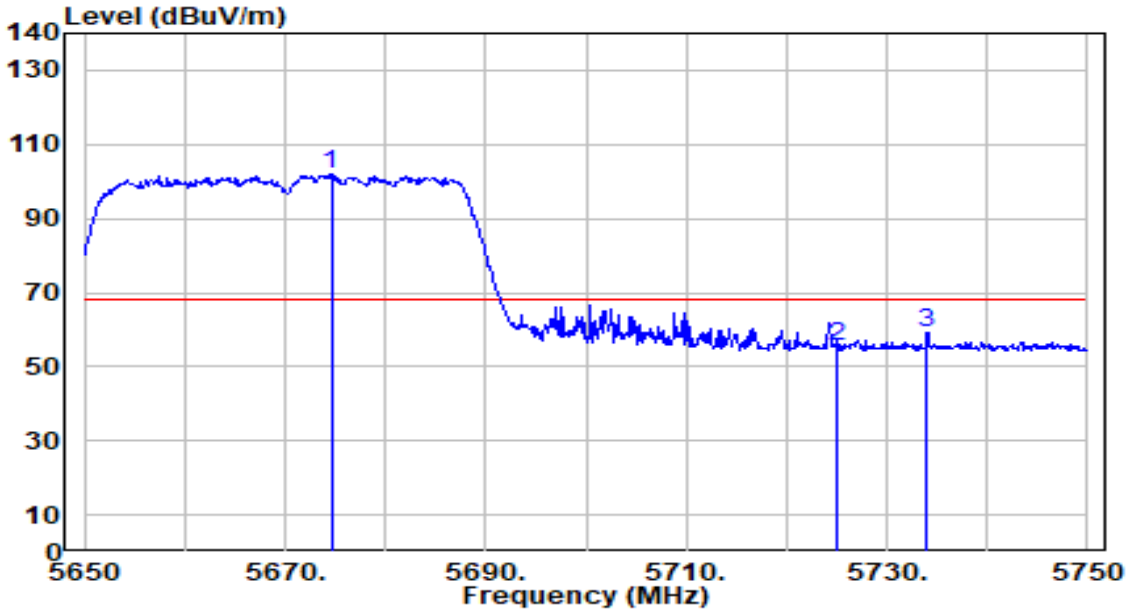

No		Frequency (MHz)	Reading (dBuV)	C.F (dB/m)	Measurement (dBuV/m)	Margin (dB)	Limit (dBuV/m)	Height (cm)	Angle (deg)	Remark (QP/PK/AV)
1		5674.600	98.95	2.89	101.84	N/A	N/A	210	1	Peak
2		5725.000	52.13	3.14	55.27	-12.93	68.20	210	1	Peak
3	*	5734.000	55.80	3.19	58.99	-9.21	68.20	210	1	Peak

Note:

1. " *", means this data is the worst emission level.
2. C.F (Correction Factor) = Antenna Factor (dB/m)+ Cable Loss (dB) – Preamplifier(dB) + 10dB Attenuation.
3. Measurement (dBuV/m) = Reading(dBuV) + C.F (Correction Factor).
4. The emission levels of other frequencies are very lower than the limit and not show in test report.

EUT	BE3600 Dual-Band Wi-Fi 7 Gaming Router	Date of Test	2025-04-15
Factor	DRH18-E	Temp. / Humidity	21°C /63%
Polarity	Vertical	Site / Test Engineer	AC2 / Stanley
Test Mode	802.11ac-40MHz_TX_Band3_CH 134_ANT 0+1	Test Voltage	AC 120V/60Hz

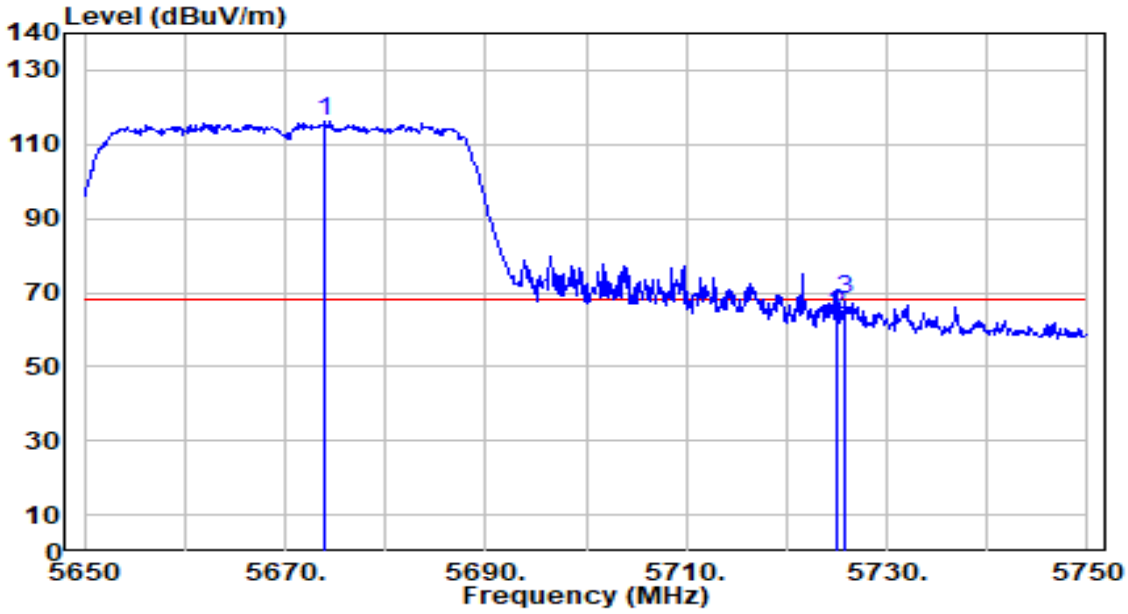

No		Frequency (MHz)	Reading (dBuV)	C.F (dB/m)	Measurement (dBuV/m)	Margin (dB)	Limit (dBuV/m)	Height (cm)	Angle (deg)	Remark (QP/PK/AV)
1		5674.000	113.11	2.89	116.00	N/A	N/A	193	360	Peak
2		5725.000	60.96	3.14	64.10	-4.10	68.20	193	360	Peak
3	*	5725.900	64.79	3.14	67.93	-0.27	68.20	193	360	Peak

Note:

1. " *", means this data is the worst emission level.
2. C.F (Correction Factor) = Antenna Factor (dB/m)+ Cable Loss (dB) – Preamplifier(dB) + 10dB Attenuation.
3. Measurement (dBuV/m) = Reading(dBuV) + C.F (Correction Factor).
4. The emission levels of other frequencies are very lower than the limit and not show in test report.

EUT	BE3600 Dual-Band Wi-Fi 7 Gaming Router	Date of Test	2025-04-16
Factor	DRH18-E	Temp. / Humidity	21°C /63%
Polarity	Horizontal	Site / Test Engineer	AC2 / Stanley
Test Mode	802.11ac-40MHz_TX_Band4_CH 151_ANT 0+1	Test Voltage	AC 120V/60Hz

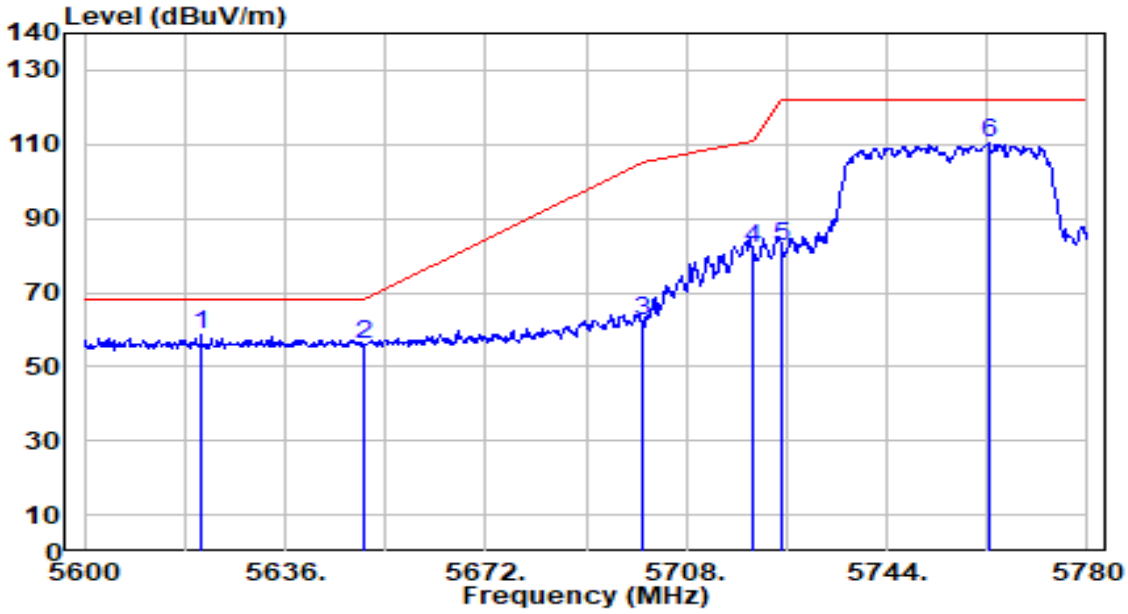

No		Frequency (MHz)	Reading (dBuV)	C.F (dB/m)	Measurement (dBuV/m)	Margin (dB)	Limit (dBuV/m)	Height (cm)	Angle (deg)	Remark (QP/PK/AV)
1	*	5620.880	56.25	2.64	58.89	-9.31	68.20	219	0	Peak
2		5650.000	52.97	2.78	55.75	-12.45	68.20	219	0	Peak
3		5700.000	59.14	3.02	62.16	-43.04	105.20	219	0	Peak
4		5720.000	78.61	3.12	81.72	-29.08	110.80	219	0	Peak
5		5725.000	79.29	3.14	82.43	-39.77	122.20	219	0	Peak
6		5762.360	107.07	3.33	110.40	N/A	N/A	219	0	Peak

Note:

1. " *", means this data is the worst emission level.
2. C.F (Correction Factor) = Antenna Factor (dB/m)+ Cable Loss (dB) – Preamplifier(dB) + 10dB Attenuation.
3. Measurement (dBuV/m) = Reading(dBuV) + C.F (Correction Factor).
4. The emission levels of other frequencies are very lower than the limit and not show in test report.

EUT	BE3600 Dual-Band Wi-Fi 7 Gaming Router	Date of Test	2025-04-16
Factor	DRH18-E	Temp. / Humidity	21°C /63%
Polarity	Vertical	Site / Test Engineer	AC2 / Stanley
Test Mode	802.11ac-40MHz_TX_Band4_CH 151_ANT 0+1	Test Voltage	AC 120V/60Hz

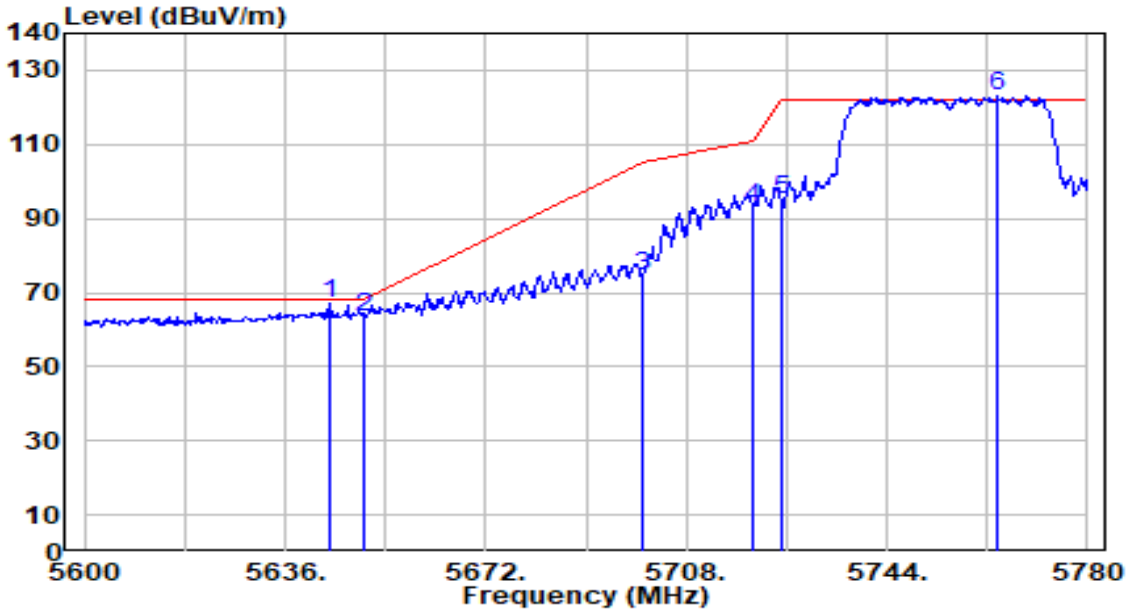

No		Frequency (MHz)	Reading (dBuV)	C.F (dB/m)	Measurement (dBuV/m)	Margin (dB)	Limit (dBuV/m)	Height (cm)	Angle (deg)	Remark (QP/PK/AV)
1	*	5643.920	64.39	2.75	67.14	-1.06	68.20	163	360	Peak
2		5650.000	60.84	2.78	63.62	-4.58	68.20	163	360	Peak
3		5700.000	71.67	3.02	74.68	-30.52	105.20	163	360	Peak
4		5720.000	89.87	3.12	92.99	-17.81	110.80	163	360	Peak
5		5725.000	92.14	3.14	95.28	-26.92	122.20	163	360	Peak
6		5763.980	119.52	3.33	122.86	N/A	N/A	163	360	Peak

Note:

1. " *", means this data is the worst emission level.
2. C.F (Correction Factor) = Antenna Factor (dB/m)+ Cable Loss (dB) – Preamplifier(dB) + 10dB Attenuation.
3. Measurement (dBuV/m) = Reading(dBuV) + C.F (Correction Factor).
4. The emission levels of other frequencies are very lower than the limit and not show in test report.

EUT	BE3600 Dual-Band Wi-Fi 7 Gaming Router	Date of Test	2025-04-16
Factor	DRH18-E	Temp. / Humidity	21°C /63%
Polarity	Horizontal	Site / Test Engineer	AC2 / Stanley
Test Mode	802.11ac-40MHz_TX_Band4_CH 159_ANT 0+1	Test Voltage	AC 120V/60Hz

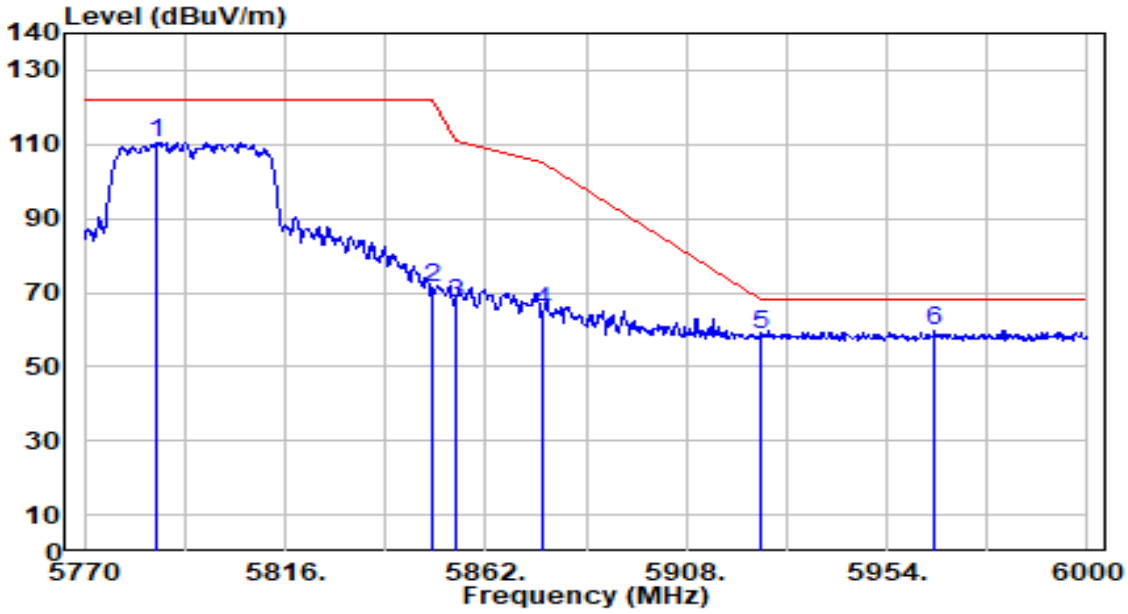

No		Frequency (MHz)	Reading (dBuV)	C.F (dB/m)	Measurement (dBuV/m)	Margin (dB)	Limit (dBuV/m)	Height (cm)	Angle (deg)	Remark (QP/PK/AV)
1		5786.560	107.20	3.45	110.65	N/A	N/A	300	276	Peak
2		5850.000	67.79	3.51	71.30	-50.90	122.20	300	276	Peak
3		5855.000	63.37	3.51	66.87	-43.93	110.80	300	276	Peak
4		5875.000	61.34	3.50	64.85	-40.35	105.20	300	276	Peak
5		5925.000	55.36	3.51	58.87	-9.33	68.20	300	276	Peak
6	*	5965.040	56.36	3.53	59.88	-8.32	68.20	300	276	Peak

Note:

1. " *", means this data is the worst emission level.
2. C.F (Correction Factor) = Antenna Factor (dB/m)+ Cable Loss (dB) – Preamplifier(dB) + 10dB Attenuation.
3. Measurement (dBuV/m) = Reading(dBuV) + C.F (Correction Factor).
4. The emission levels of other frequencies are very lower than the limit and not show in test report.

EUT	BE3600 Dual-Band Wi-Fi 7 Gaming Router	Date of Test	2025-04-16
Factor	DRH18-E	Temp. / Humidity	21°C /63%
Polarity	Vertical	Site / Test Engineer	AC2 / Stanley
Test Mode	802.11ac-40MHz_TX_Band4_CH 159_ANT 0+1	Test Voltage	AC 120V/60Hz

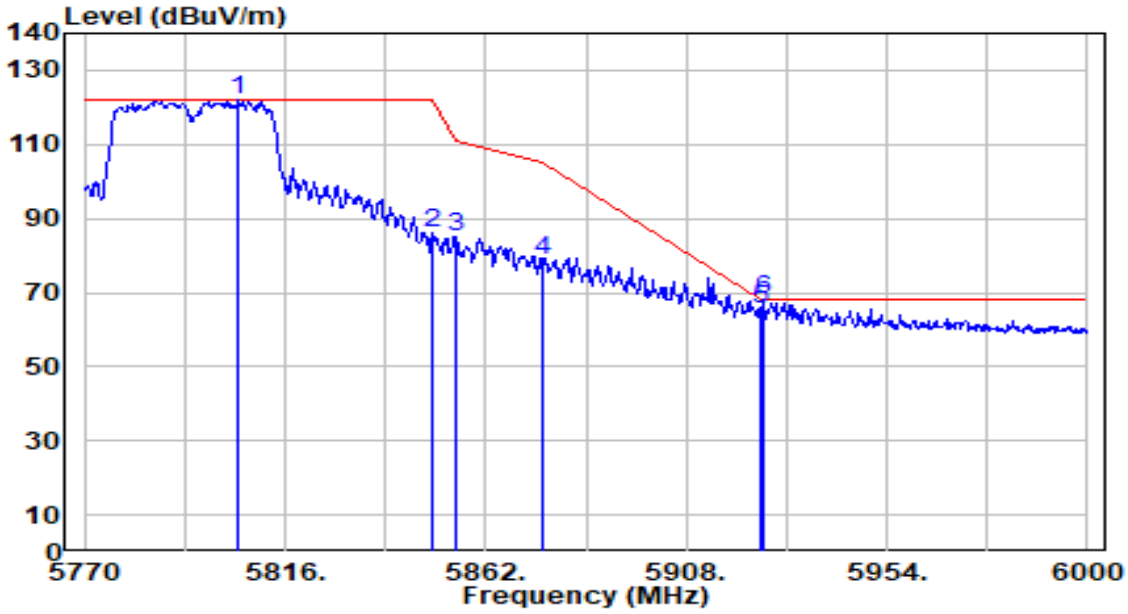

No		Frequency (MHz)	Reading (dBuV)	C.F (dB/m)	Measurement (dBuV/m)	Margin (dB)	Limit (dBuV/m)	Height (cm)	Angle (deg)	Remark (QP/PK/AV)
1		5805.190	118.27	3.51	121.78	N/A	N/A	200	328	Peak
2		5850.000	82.76	3.51	86.26	-35.94	122.20	200	328	Peak
3		5855.000	81.55	3.51	85.06	-25.74	110.80	200	328	Peak
4		5875.000	75.18	3.50	78.68	-26.52	105.20	200	328	Peak
5		5925.000	61.98	3.51	65.49	-2.71	68.20	200	328	Peak
6	*	5925.940	64.49	3.51	68.00	-0.20	68.20	200	328	Peak

Note:

1. " *", means this data is the worst emission level.
2. C.F (Correction Factor) = Antenna Factor (dB/m)+ Cable Loss (dB) – Preamplifier(dB) + 10dB Attenuation.
3. Measurement (dBuV/m) = Reading(dBuV) + C.F (Correction Factor).
4. The emission levels of other frequencies are very lower than the limit and not show in test report.

EUT	BE3600 Dual-Band Wi-Fi 7 Gaming Router	Date of Test	2025-04-15
Factor	DRH18-E	Temp. / Humidity	21°C /63%
Polarity	Horizontal	Site / Test Engineer	AC2 / Stanley
Test Mode	802.11ac-80MHz_TX_Band1_CH 42_ANT 0+1	Test Voltage	AC 120V/60Hz

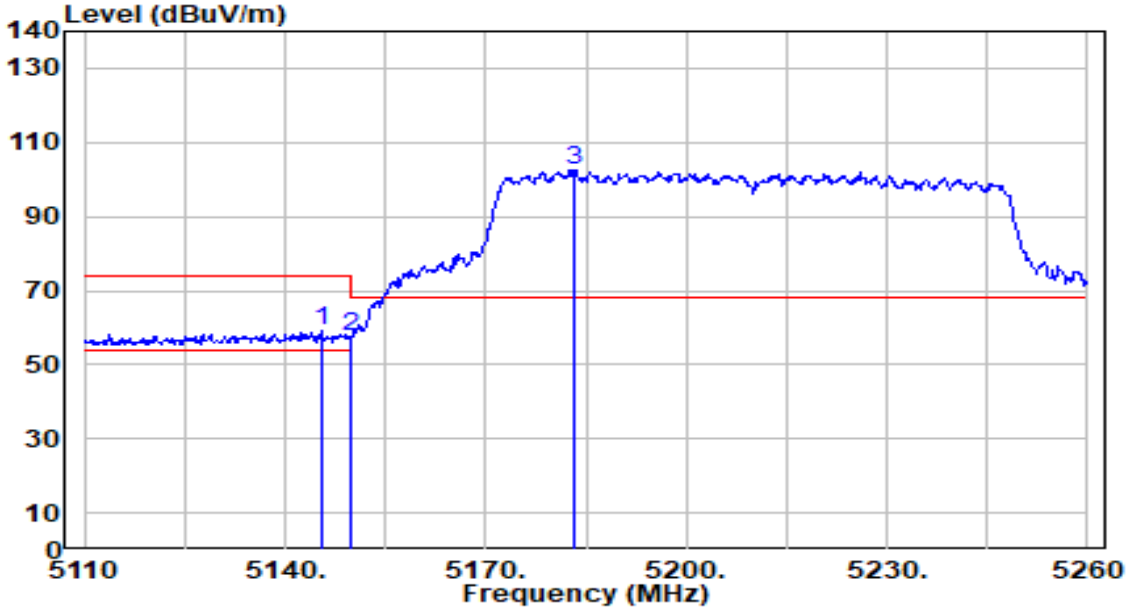

No		Frequency (MHz)	Reading (dBuV)	C.F (dB/m)	Measurement (dBuV/m)	Margin (dB)	Limit (dBuV/m)	Height (cm)	Angle (deg)	Remark (QP/PK/AV)
1	*	5145.400	57.25	1.81	59.06	-14.94	74.00	302	158	Peak
2		5150.000	55.59	1.82	57.41	-16.59	74.00	302	158	Peak
3		5183.350	100.77	1.87	102.65	N/A	N/A	302	158	Peak

Note:

1. " *", means this data is the worst emission level.
2. C.F (Correction Factor) = Antenna Factor (dB/m)+ Cable Loss (dB) – Preamplifier(dB) + 10dB Attenuation.
3. Measurement (dBuV/m) = Reading(dBuV) + C.F (Correction Factor).
4. The emission levels of other frequencies are very lower than the limit and not show in test report.

EUT	BE3600 Dual-Band Wi-Fi 7 Gaming Router	Date of Test	2025-04-15
Factor	DRH18-E	Temp. / Humidity	21°C /63%
Polarity	Horizontal	Site / Test Engineer	AC2 / Stanley
Test Mode	802.11ac-80MHz_TX_Band1_CH 42_ANT 0+1	Test Voltage	AC 120V/60Hz

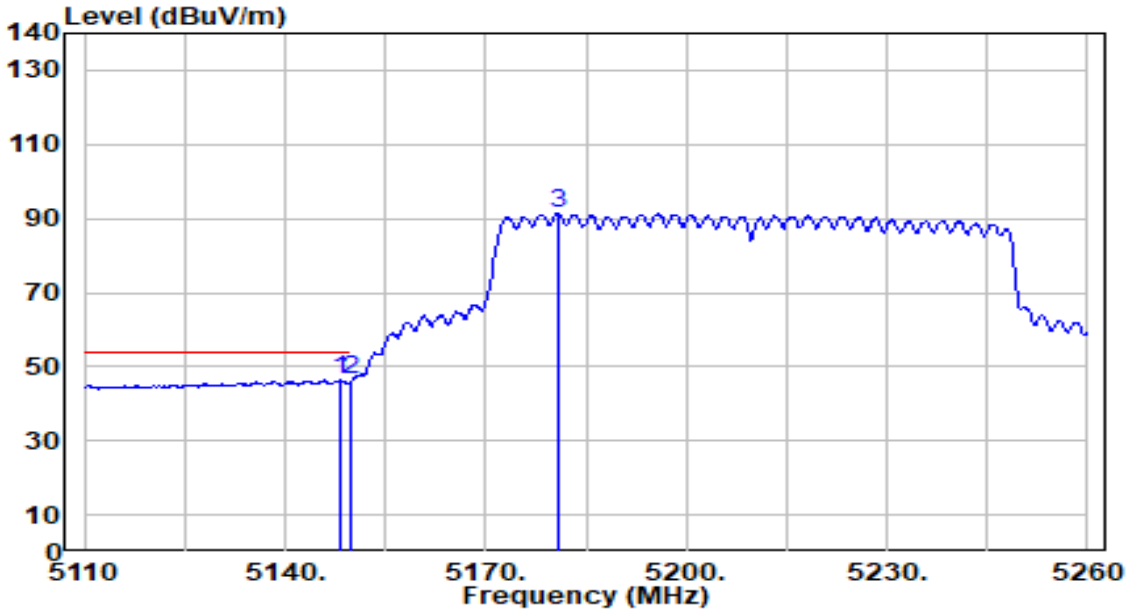

No		Frequency (MHz)	Reading (dBuV)	C.F (dB/m)	Measurement (dBuV/m)	Margin (dB)	Limit (dBuV/m)	Height (cm)	Angle (deg)	Remark (QP/PK/AV)
1		5148.100	44.42	1.82	46.23	-7.77	54.00	302	158	Average
2	*	5150.000	44.64	1.82	46.46	-7.54	54.00	302	158	Average
3		5180.800	89.49	1.87	91.36	N/A	N/A	302	158	Average

Note:

1. " *", means this data is the worst emission level.
2. C.F (Correction Factor) = Antenna Factor (dB/m)+ Cable Loss (dB) – Preamplifier(dB) + 10dB Attenuation.
3. Measurement (dBuV/m) = Reading(dBuV) + C.F (Correction Factor).
4. The emission levels of other frequencies are very lower than the limit and not show in test report.

EUT	BE3600 Dual-Band Wi-Fi 7 Gaming Router	Date of Test	2025-04-15
Factor	DRH18-E	Temp. / Humidity	21°C /63%
Polarity	Vertical	Site / Test Engineer	AC2 / Stanley
Test Mode	802.11ac-80MHz_TX_Band1_CH 42_ANT 0+1	Test Voltage	AC 120V/60Hz

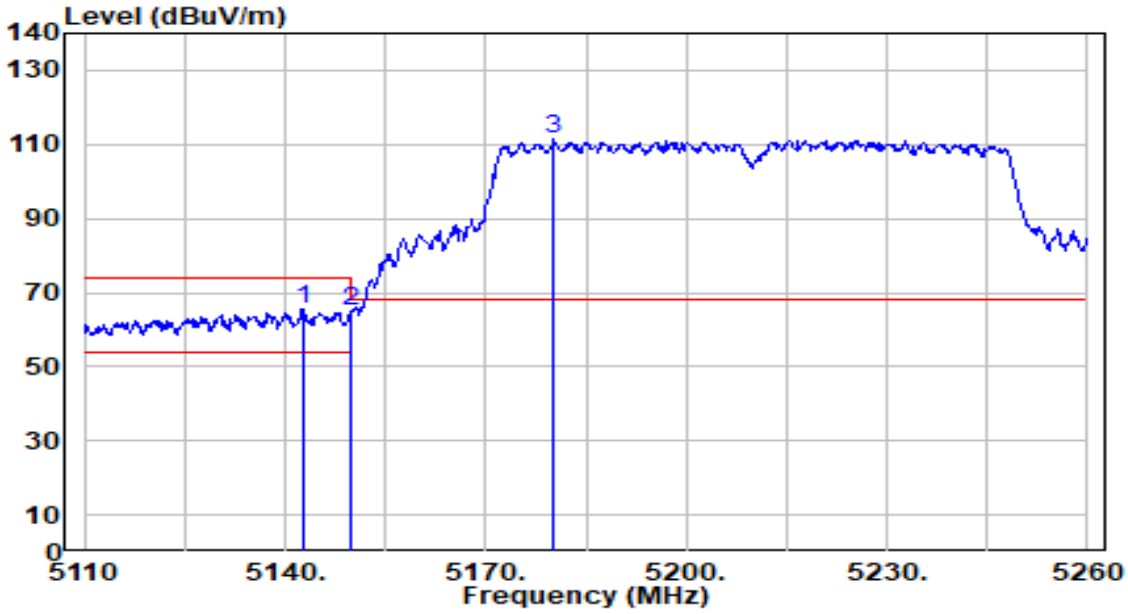

No		Frequency (MHz)	Reading (dBuV)	C.F (dB/m)	Measurement (dBuV/m)	Margin (dB)	Limit (dBuV/m)	Height (cm)	Angle (deg)	Remark (QP/PK/AV)
1	*	5142.700	63.90	1.81	65.71	-8.29	74.00	100	37	Peak
2		5150.000	63.26	1.82	65.08	-8.92	74.00	100	37	Peak
3		5180.050	109.70	1.87	111.56	N/A	N/A	100	37	Peak

Note:

1. " *", means this data is the worst emission level.
2. C.F (Correction Factor) = Antenna Factor (dB/m)+ Cable Loss (dB) – Preamplifier(dB) + 10dB Attenuation.
3. Measurement (dBuV/m) = Reading(dBuV) + C.F (Correction Factor).
4. The emission levels of other frequencies are very lower than the limit and not show in test report.

EUT	BE3600 Dual-Band Wi-Fi 7 Gaming Router	Date of Test	2025-04-15
Factor	DRH18-E	Temp. / Humidity	21°C /63%
Polarity	Vertical	Site / Test Engineer	AC2 / Stanley
Test Mode	802.11ac-80MHz_TX_Band1_CH 42_ANT 0+1	Test Voltage	AC 120V/60Hz

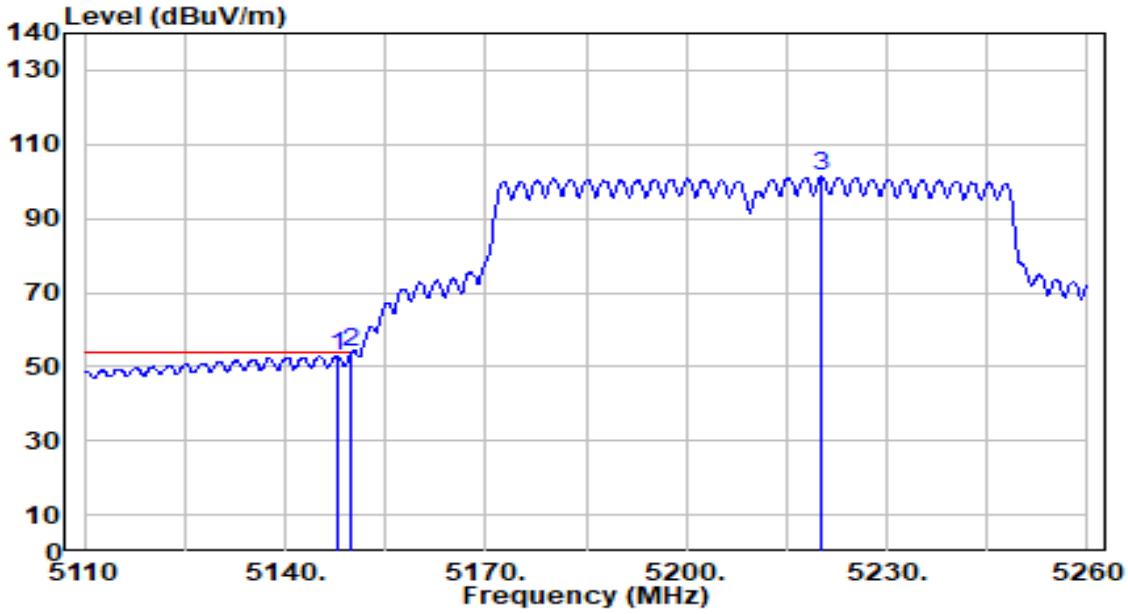

No		Frequency (MHz)	Reading (dBuV)	C.F (dB/m)	Measurement (dBuV/m)	Margin (dB)	Limit (dBuV/m)	Height (cm)	Angle (deg)	Remark (QP/PK/AV)
1		5147.800	51.11	1.82	52.92	-1.08	54.00	100	37	Average
2	*	5150.000	51.90	1.82	53.72	-0.28	54.00	100	37	Average
3		5220.250	99.30	1.87	101.17	N/A	N/A	100	37	Average

Note:

1. " *", means this data is the worst emission level.
2. C.F (Correction Factor) = Antenna Factor (dB/m)+ Cable Loss (dB) – Preamplifier(dB) + 10dB Attenuation.
3. Measurement (dBuV/m) = Reading(dBuV) + C.F (Correction Factor).
4. The emission levels of other frequencies are very lower than the limit and not show in test report.

EUT	BE3600 Dual-Band Wi-Fi 7 Gaming Router	Date of Test	2025-04-15
Factor	DRH18-E	Temp. / Humidity	21°C /63%
Polarity	Horizontal	Site / Test Engineer	AC2 / Stanley
Test Mode	802.11ac-80MHz_TX_Band2_CH 58_ANT 0+1	Test Voltage	AC 120V/60Hz

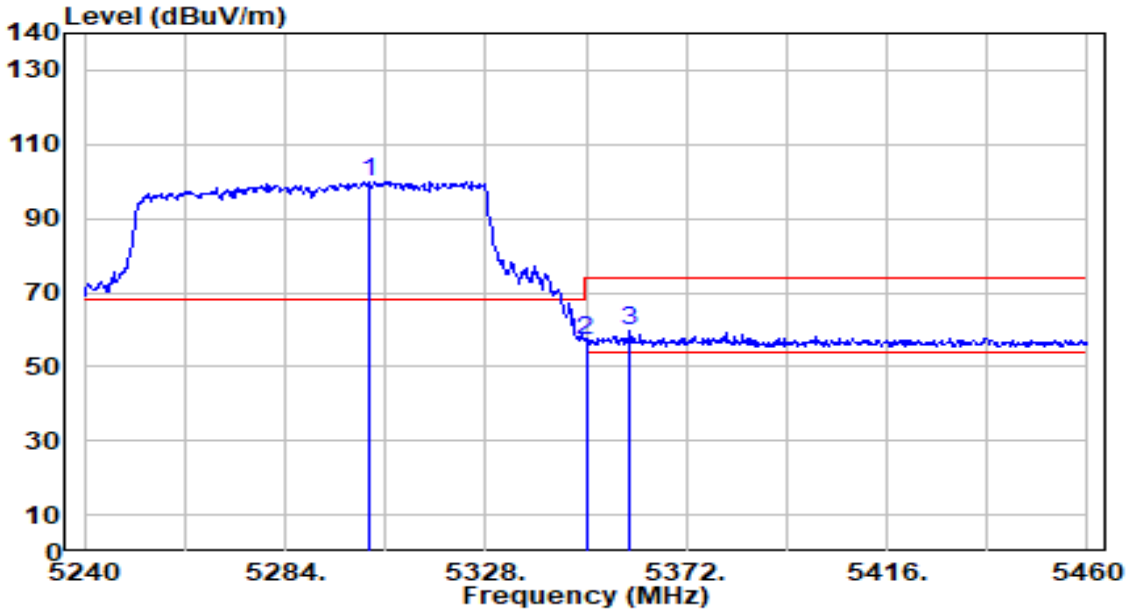

No		Frequency (MHz)	Reading (dBuV)	C.F (dB/m)	Measurement (dBuV/m)	Margin (dB)	Limit (dBuV/m)	Height (cm)	Angle (deg)	Remark (QP/PK/AV)
1		5302.480	98.24	1.75	99.99	N/A	N/A	301	2	Peak
2		5350.000	55.11	1.69	56.80	-17.20	74.00	301	2	Peak
3	*	5359.680	58.20	1.68	59.87	-14.13	74.00	301	2	Peak

Note:

1. " *", means this data is the worst emission level.
2. C.F (Correction Factor) = Antenna Factor (dB/m)+ Cable Loss (dB) – Preamplifier(dB) + 10dB Attenuation.
3. Measurement (dBuV/m) = Reading(dBuV) + C.F (Correction Factor).
4. The emission levels of other frequencies are very lower than the limit and not show in test report.

EUT	BE3600 Dual-Band Wi-Fi 7 Gaming Router	Date of Test	2025-04-15
Factor	DRH18-E	Temp. / Humidity	21°C /63%
Polarity	Horizontal	Site / Test Engineer	AC2 / Stanley
Test Mode	802.11ac-80MHz_TX_Band2_CH 58_ANT 0+1	Test Voltage	AC 120V/60Hz

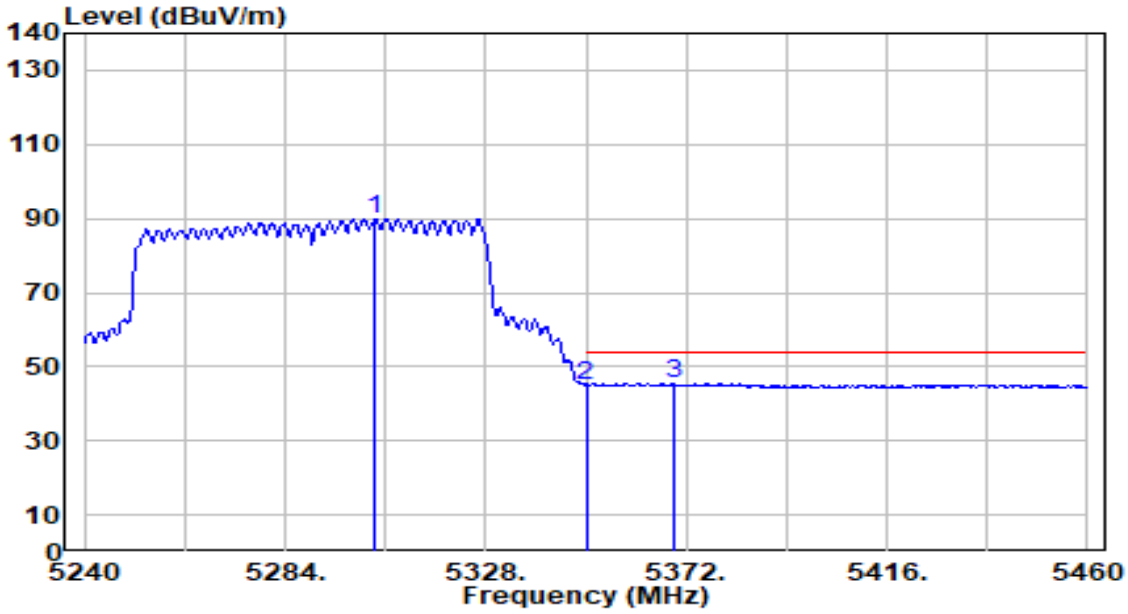

No		Frequency (MHz)	Reading (dBuV)	C.F (dB/m)	Measurement (dBuV/m)	Margin (dB)	Limit (dBuV/m)	Height (cm)	Angle (deg)	Remark (QP/PK/AV)
1		5303.800	88.14	1.75	89.89	N/A	N/A	301	2	Average
2		5350.000	43.12	1.69	44.81	-9.19	54.00	301	2	Average
3	*	5369.360	43.73	1.67	45.40	-8.60	54.00	301	2	Average

Note:

1. " *", means this data is the worst emission level.
2. C.F (Correction Factor) = Antenna Factor (dB/m)+ Cable Loss (dB) – Preamplifier(dB) + 10dB Attenuation.
3. Measurement (dBuV/m) = Reading(dBuV) + C.F (Correction Factor).
4. The emission levels of other frequencies are very lower than the limit and not show in test report.

EUT	BE3600 Dual-Band Wi-Fi 7 Gaming Router	Date of Test	2025-04-15
Factor	DRH18-E	Temp. / Humidity	21°C /63%
Polarity	Vertical	Site / Test Engineer	AC2 / Stanley
Test Mode	802.11ac-80MHz_TX_Band2_CH 58_ANT 0+1	Test Voltage	AC 120V/60Hz

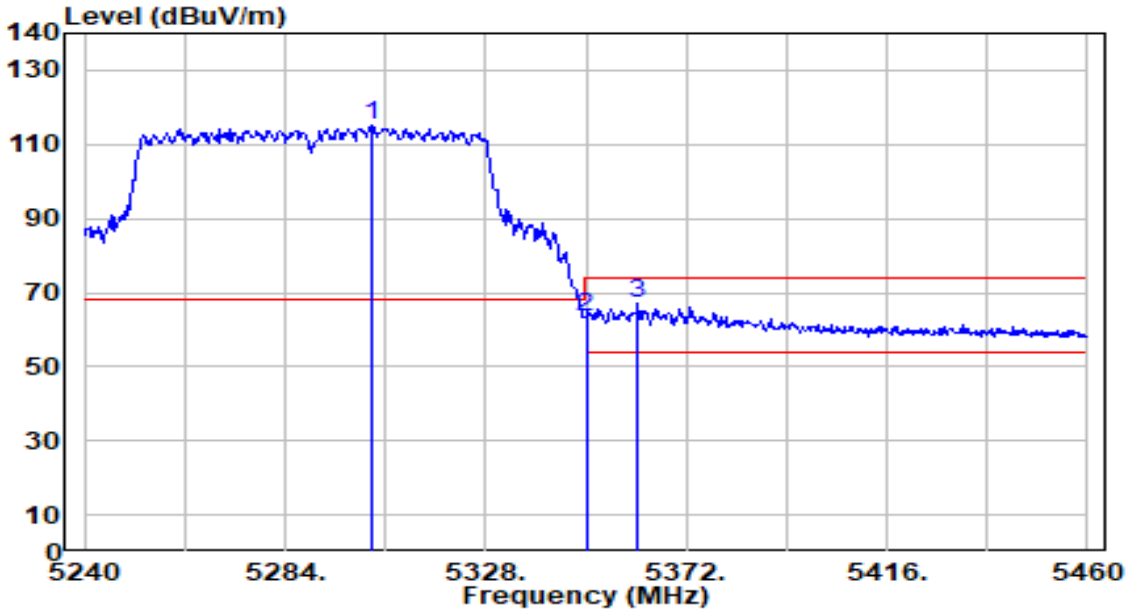

No		Frequency (MHz)	Reading (dBuV)	C.F (dB/m)	Measurement (dBuV/m)	Margin (dB)	Limit (dBuV/m)	Height (cm)	Angle (deg)	Remark (QP/PK/AV)
1		5302.920	113.56	1.75	115.32	N/A	N/A	149	325	Peak
2		5350.000	61.59	1.69	63.28	-10.72	74.00	149	325	Peak
3	*	5361.220	65.22	1.68	66.90	-7.10	74.00	149	325	Peak

Note:

1. " *", means this data is the worst emission level.
2. C.F (Correction Factor) = Antenna Factor (dB/m)+ Cable Loss (dB) – Preamplifier(dB) + 10dB Attenuation.
3. Measurement (dBuV/m) = Reading(dBuV) + C.F (Correction Factor).
4. The emission levels of other frequencies are very lower than the limit and not show in test report.

EUT	BE3600 Dual-Band Wi-Fi 7 Gaming Router	Date of Test	2025-04-15
Factor	DRH18-E	Temp. / Humidity	21°C /63%
Polarity	Vertical	Site / Test Engineer	AC2 / Stanley
Test Mode	802.11ac-80MHz_TX_Band2_CH 58_ANT 0+1	Test Voltage	AC 120V/60Hz

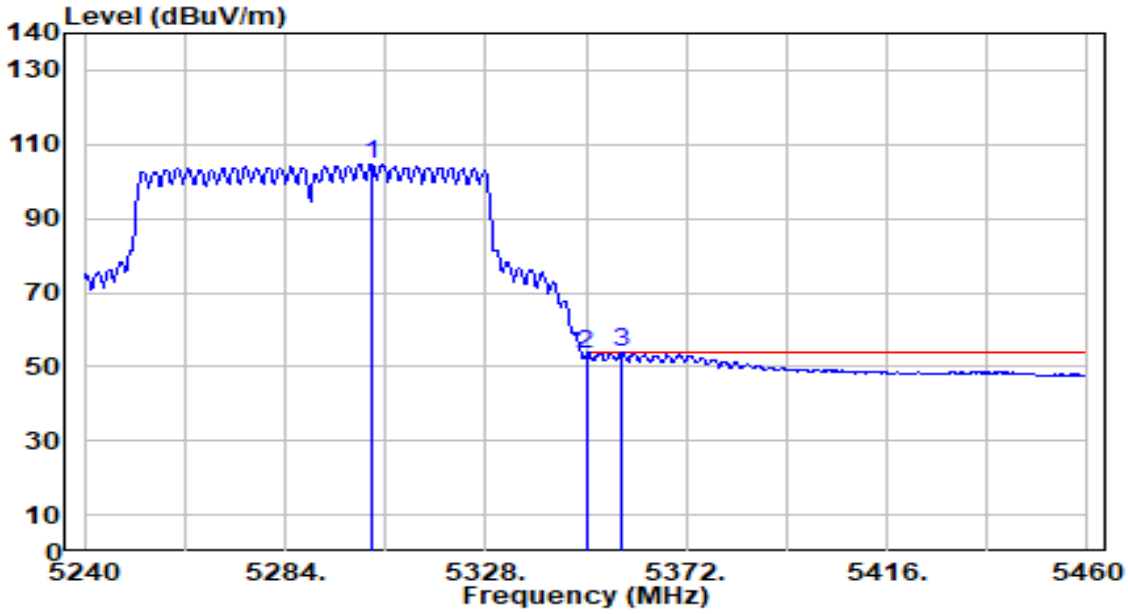

No		Frequency (MHz)	Reading (dBuV)	C.F (dB/m)	Measurement (dBuV/m)	Margin (dB)	Limit (dBuV/m)	Height (cm)	Angle (deg)	Remark (QP/PK/AV)
1		5302.920	103.01	1.75	104.77	N/A	N/A	149	325	Average
2		5350.000	51.78	1.69	53.47	-0.53	54.00	149	325	Average
3	*	5357.920	52.20	1.68	53.88	-0.12	54.00	149	325	Average

Note:

1. " *", means this data is the worst emission level.
2. C.F (Correction Factor) = Antenna Factor (dB/m)+ Cable Loss (dB) – Preamplifier(dB) + 10dB Attenuation.
3. Measurement (dBuV/m) = Reading(dBuV) + C.F (Correction Factor).
4. The emission levels of other frequencies are very lower than the limit and not show in test report.

EUT	BE3600 Dual-Band Wi-Fi 7 Gaming Router	Date of Test	2025-04-15
Factor	DRH18-E	Temp. / Humidity	21°C /63%
Polarity	Horizontal	Site / Test Engineer	AC2 / Stanley
Test Mode	802.11ac-80MHz_TX_Band3_CH 106_ANT 0+1	Test Voltage	AC 120V/60Hz

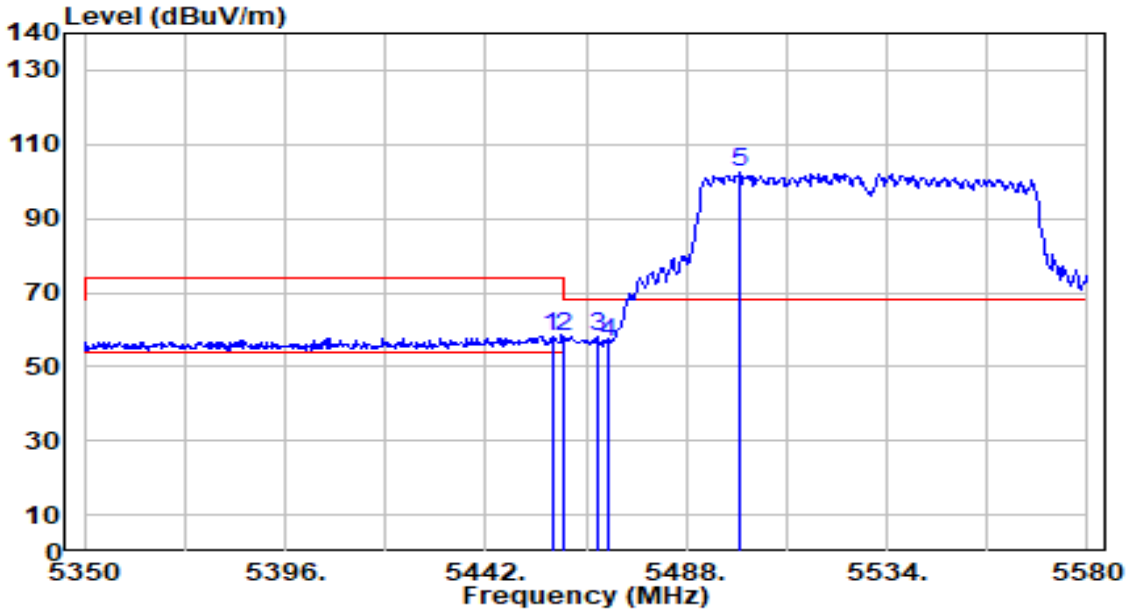

No		Frequency (MHz)	Reading (dBuV)	C.F (dB/m)	Measurement (dBuV/m)	Margin (dB)	Limit (dBuV/m)	Height (cm)	Angle (deg)	Remark (QP/PK/AV)
1		5457.180	56.36	1.86	58.22	-15.78	74.00	320	146	Peak
2		5460.000	56.00	1.87	57.87	-16.13	74.00	320	146	Peak
3	*	5467.760	56.30	1.91	58.20	-10.00	68.20	320	146	Peak
4		5470.000	54.75	1.92	56.67	-11.53	68.20	320	146	Peak
5		5500.420	100.44	2.04	102.48	N/A	N/A	320	146	Peak

Note:

1. " *", means this data is the worst emission level.
2. C.F (Correction Factor) = Antenna Factor (dB/m)+ Cable Loss (dB) – Preamplifier(dB) + 10dB Attenuation.
3. Measurement (dBuV/m) = Reading(dBuV) + C.F (Correction Factor).
4. The emission levels of other frequencies are very lower than the limit and not show in test report.

EUT	BE3600 Dual-Band Wi-Fi 7 Gaming Router	Date of Test	2025-04-15
Factor	DRH18-E	Temp. / Humidity	21°C /63%
Polarity	Horizontal	Site / Test Engineer	AC2 / Stanley
Test Mode	802.11ac-80MHz_TX_Band3_CH 106_ANT 0+1	Test Voltage	AC 120V/60Hz

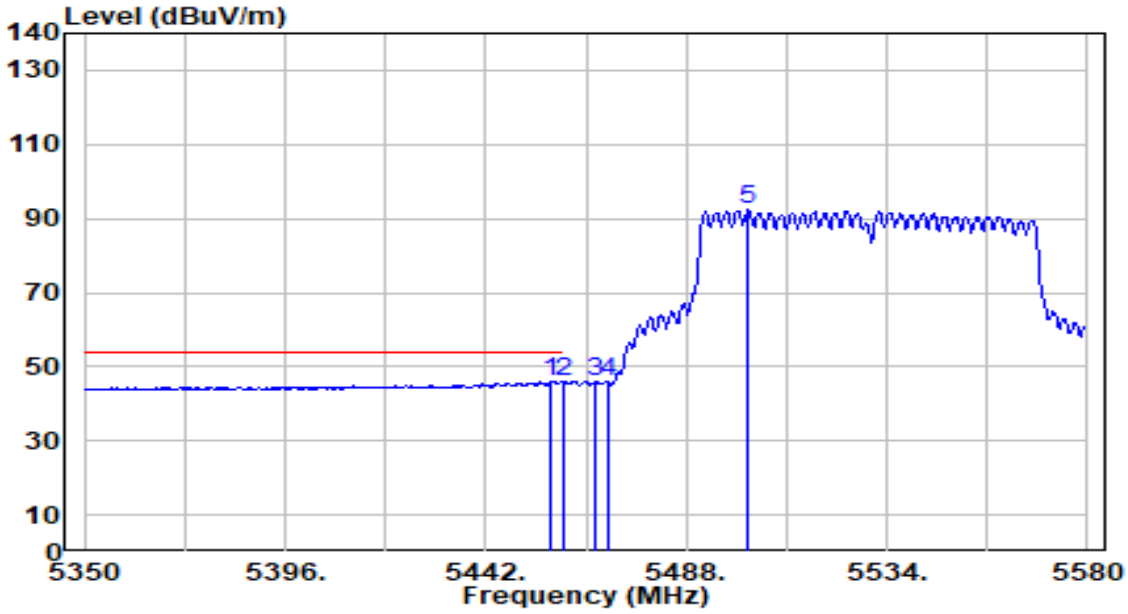

No		Frequency (MHz)	Reading (dBuV)	C.F (dB/m)	Measurement (dBuV/m)	Margin (dB)	Limit (dBuV/m)	Height (cm)	Angle (deg)	Remark (QP/PK/AV)
1		5456.950	44.08	1.86	45.94	-8.06	54.00	320	146	Average
2	*	5460.000	44.10	1.87	45.98	-8.02	54.00	320	146	Average
3		5467.300	44.10	1.90	46.00	N/A	N/A	320	146	Average
4		5470.000	43.83	1.92	45.74	N/A	N/A	320	146	Average
5		5502.260	90.20	2.05	92.25	N/A	N/A	320	146	Average

Note:

1. " *", means this data is the worst emission level.
2. C.F (Correction Factor) = Antenna Factor (dB/m)+ Cable Loss (dB) – Preamplifier(dB) + 10dB Attenuation.
3. Measurement (dBuV/m) = Reading(dBuV) + C.F (Correction Factor).
4. The emission levels of other frequencies are very lower than the limit and not show in test report.

EUT	BE3600 Dual-Band Wi-Fi 7 Gaming Router	Date of Test	2025-04-15
Factor	DRH18-E	Temp. / Humidity	21°C /63%
Polarity	Vertical	Site / Test Engineer	AC2 / Stanley
Test Mode	802.11ac-80MHz_TX_Band3_CH 106_ANT 0+1	Test Voltage	AC 120V/60Hz

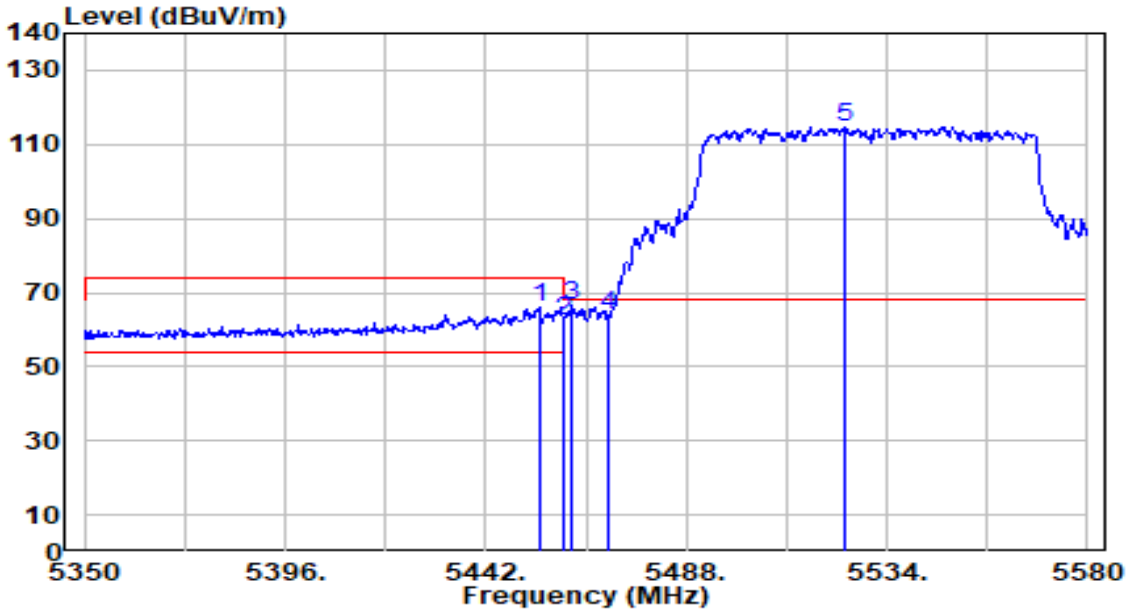

No		Frequency (MHz)	Reading (dBuV)	C.F (dB/m)	Measurement (dBuV/m)	Margin (dB)	Limit (dBuV/m)	Height (cm)	Angle (deg)	Remark (QP/PK/AV)
1		5454.190	64.00	1.85	65.85	-8.15	74.00	174	48	Peak
2		5460.000	60.22	1.87	62.10	-11.90	74.00	174	48	Peak
3	*	5461.780	64.44	1.88	66.33	-1.87	68.20	174	48	Peak
4		5470.000	61.84	1.92	63.75	-4.45	68.20	174	48	Peak
5		5524.110	112.50	2.16	114.66	N/A	N/A	174	48	Peak

Note:

1. " *", means this data is the worst emission level.
2. C.F (Correction Factor) = Antenna Factor (dB/m)+ Cable Loss (dB) – Preamplifier(dB) + 10dB Attenuation.
3. Measurement (dBuV/m) = Reading(dBuV) + C.F (Correction Factor).
4. The emission levels of other frequencies are very lower than the limit and not show in test report.

EUT	BE3600 Dual-Band Wi-Fi 7 Gaming Router	Date of Test	2025-04-15
Factor	DRH18-E	Temp. / Humidity	21°C /63%
Polarity	Vertical	Site / Test Engineer	AC2 / Stanley
Test Mode	802.11ac-80MHz_TX_Band3_CH 106_ANT 0+1	Test Voltage	AC 120V/60Hz

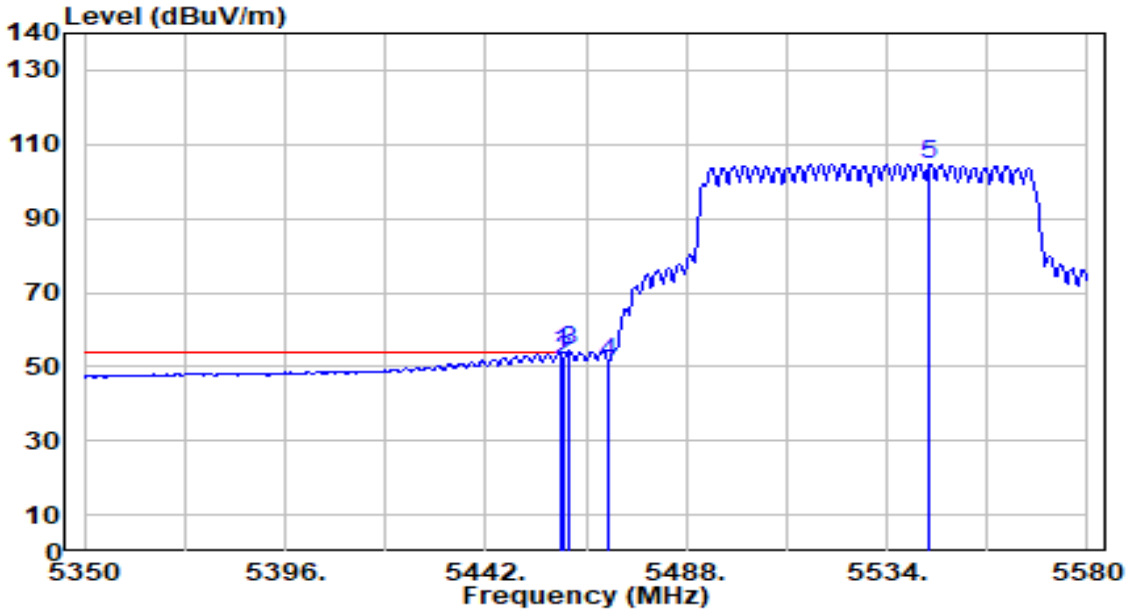

No		Frequency (MHz)	Reading (dBuV)	C.F (dB/m)	Measurement (dBuV/m)	Margin (dB)	Limit (dBuV/m)	Height (cm)	Angle (deg)	Remark (QP/PK/AV)
1	*	5459.020	51.88	1.87	53.75	-0.25	54.00	174	48	Average
2		5460.000	49.69	1.87	51.57	-2.43	54.00	174	48	Average
3		5461.320	52.37	1.88	54.25	N/A	N/A	174	48	Average
4		5470.000	49.57	1.92	51.49	N/A	N/A	174	48	Average
5		5543.890	102.49	2.26	104.75	N/A	N/A	174	48	Average

Note:

1. " *", means this data is the worst emission level.
2. C.F (Correction Factor) = Antenna Factor (dB/m)+ Cable Loss (dB) – Preamplifier(dB) + 10dB Attenuation.
3. Measurement (dBuV/m) = Reading(dBuV) + C.F (Correction Factor).
4. The emission levels of other frequencies are very lower than the limit and not show in test report.

EUT	BE3600 Dual-Band Wi-Fi 7 Gaming Router	Date of Test	2025-04-16
Factor	DRH18-E	Temp. / Humidity	21°C /63%
Polarity	Horizontal	Site / Test Engineer	AC2 / Stanley
Test Mode	802.11ac-80MHz_TX_Band4_CH 155_ANT 0+1	Test Voltage	AC 120V/60Hz

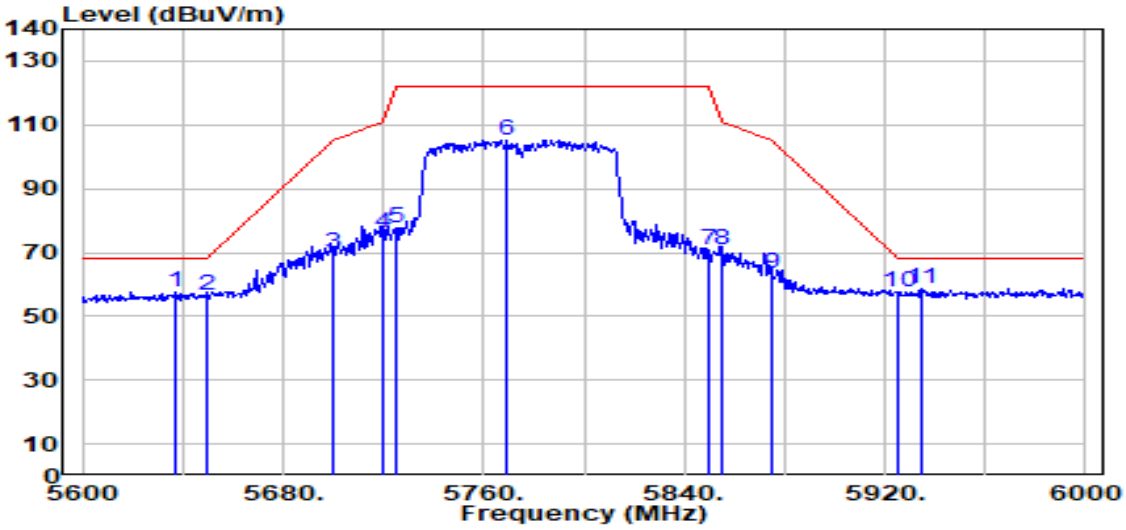

No		Frequency (MHz)	Reading (dBuV)	C.F (dB/m)	Measurement (dBuV/m)	Margin (dB)	Limit (dBuV/m)	Height (cm)	Angle (deg)	Remark (QP/PK/AV)
1		5637.200	54.66	2.72	57.37	-10.83	68.20	219	0	Peak
2		5650.000	53.55	2.78	56.32	-11.88	68.20	219	0	Peak
3		5700.000	66.93	3.02	69.94	-35.26	105.20	219	0	Peak
4		5720.000	73.11	3.12	76.23	-34.57	110.80	219	0	Peak
5		5725.000	74.27	3.14	77.41	-44.79	122.20	219	0	Peak
6		5769.600	101.84	3.36	105.20	N/A	N/A	219	0	Peak
7		5850.000	67.08	3.51	70.59	-51.61	122.20	219	0	Peak
8		5855.000	67.16	3.51	70.67	-40.13	110.80	219	0	Peak
9		5875.000	59.74	3.50	63.25	-41.95	105.20	219	0	Peak
10		5925.000	53.94	3.51	57.45	-10.75	68.20	219	0	Peak
11	*	5934.800	55.23	3.52	58.74	-9.46	68.20	219	0	Peak

Note:

1. " *", means this data is the worst emission level.
2. C.F (Correction Factor) = Antenna Factor (dB/m)+ Cable Loss (dB) – Preamplifier(dB) + 10dB Attenuation.
3. Measurement (dBuV/m) = Reading(dBuV) + C.F (Correction Factor).
4. The emission levels of other frequencies are very lower than the limit and not show in test report.

EUT	BE3600 Dual-Band Wi-Fi 7 Gaming Router	Date of Test	2025-04-16
Factor	DRH18-E	Temp. / Humidity	21°C /63%
Polarity	Vertical	Site / Test Engineer	AC2 / Stanley
Test Mode	802.11ac-80MHz_TX_Band4_CH 155_ANT 0+1	Test Voltage	AC 120V/60Hz

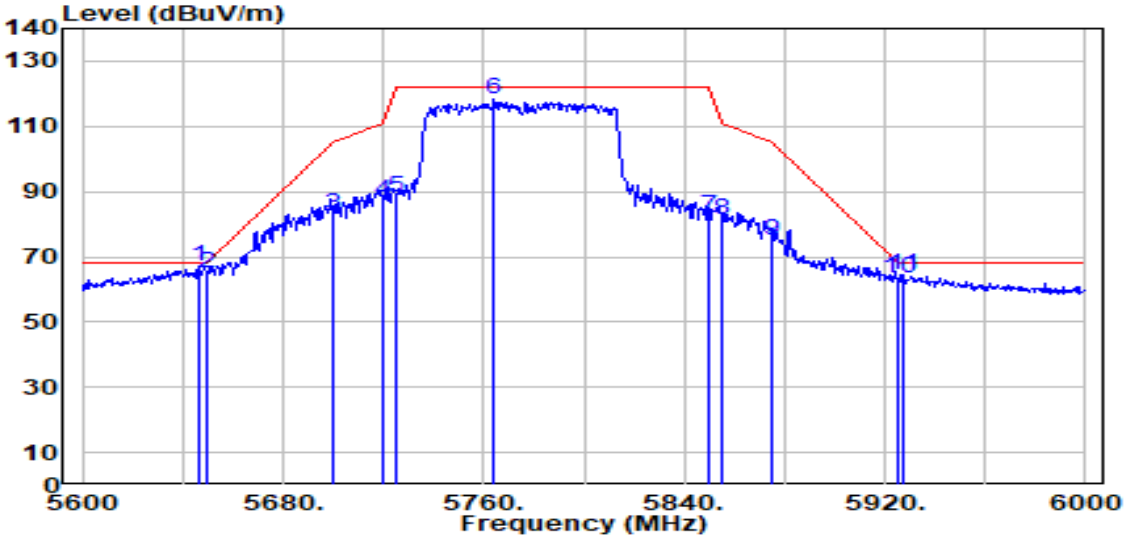

No		Frequency (MHz)	Reading (dBuV)	C.F (dB/m)	Measurement (dBuV/m)	Margin (dB)	Limit (dBuV/m)	Height (cm)	Angle (deg)	Remark (QP/PK/AV)
1	*	5646.400	64.10	2.76	66.86	-1.34	68.20	163	360	Peak
2		5650.000	62.07	2.78	64.85	-3.35	68.20	163	360	Peak
3		5700.000	80.10	3.02	83.12	-22.08	105.20	163	360	Peak
4		5720.000	84.04	3.12	87.16	-23.64	110.80	163	360	Peak
5		5725.000	85.01	3.14	88.15	-34.05	122.20	163	360	Peak
6		5764.000	114.87	3.33	118.21	N/A	N/A	163	360	Peak
7		5850.000	78.82	3.51	82.33	-39.87	122.20	163	360	Peak
8		5855.000	77.89	3.51	81.39	-29.41	110.80	163	360	Peak
9		5875.000	71.75	3.50	75.25	-29.95	105.20	163	360	Peak
10		5925.000	59.69	3.51	63.20	-5.00	68.20	163	360	Peak
11		5926.800	61.02	3.51	64.53	-3.67	68.20	163	360	Peak

Note:

1. " *", means this data is the worst emission level.
2. C.F (Correction Factor) = Antenna Factor (dB/m)+ Cable Loss (dB) – Preamplifier(dB) + 10dB Attenuation.
3. Measurement (dBuV/m) = Reading(dBuV) + C.F (Correction Factor).
4. The emission levels of other frequencies are very lower than the limit and not show in test report.

EUT	BE3600 Dual-Band Wi-Fi 7 Gaming Router	Date of Test	2025-04-15
Factor	DRH18-E	Temp. / Humidity	21°C /63%
Polarity	Horizontal	Site / Test Engineer	AC2 / Stanley
Test Mode	802.11ac-160MHz_TX_Band1,2_CH 50_ANT 0+1	Test Voltage	AC 120V/60Hz

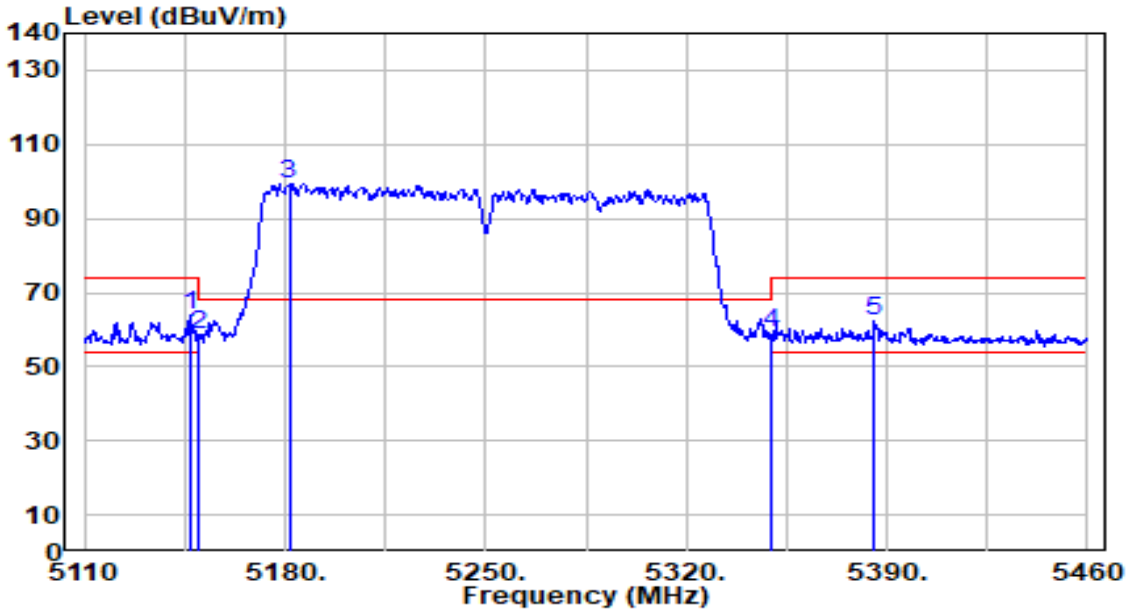

No		Frequency (MHz)	Reading (dBuV)	C.F (dB/m)	Measurement (dBuV/m)	Margin (dB)	Limit (dBuV/m)	Height (cm)	Angle (deg)	Remark (QP/PK/AV)
1	*	5146.750	62.35	1.81	64.17	-9.83	74.00	302	158	Peak
2		5150.000	56.78	1.82	58.60	-15.40	74.00	302	158	Peak
3		5181.400	97.50	1.87	99.37	N/A	N/A	302	158	Peak
4		5350.000	57.40	1.69	59.09	-14.91	74.00	302	158	Peak
5		5385.800	60.71	1.64	62.35	-11.65	74.00	302	158	Peak

Note:

1. " *", means this data is the worst emission level.
2. C.F (Correction Factor) = Antenna Factor (dB/m)+ Cable Loss (dB) – Preamplifier(dB) + 10dB Attenuation.
3. Measurement (dBuV/m) = Reading(dBuV) + C.F (Correction Factor).
4. The emission levels of other frequencies are very lower than the limit and not show in test report.

EUT	BE3600 Dual-Band Wi-Fi 7 Gaming Router	Date of Test	2025-04-15
Factor	DRH18-E	Temp. / Humidity	21°C /63%
Polarity	Horizontal	Site / Test Engineer	AC2 / Stanley
Test Mode	802.11ac-160MHz_TX_Band1,2_CH 50_ANT 0+1	Test Voltage	AC 120V/60Hz

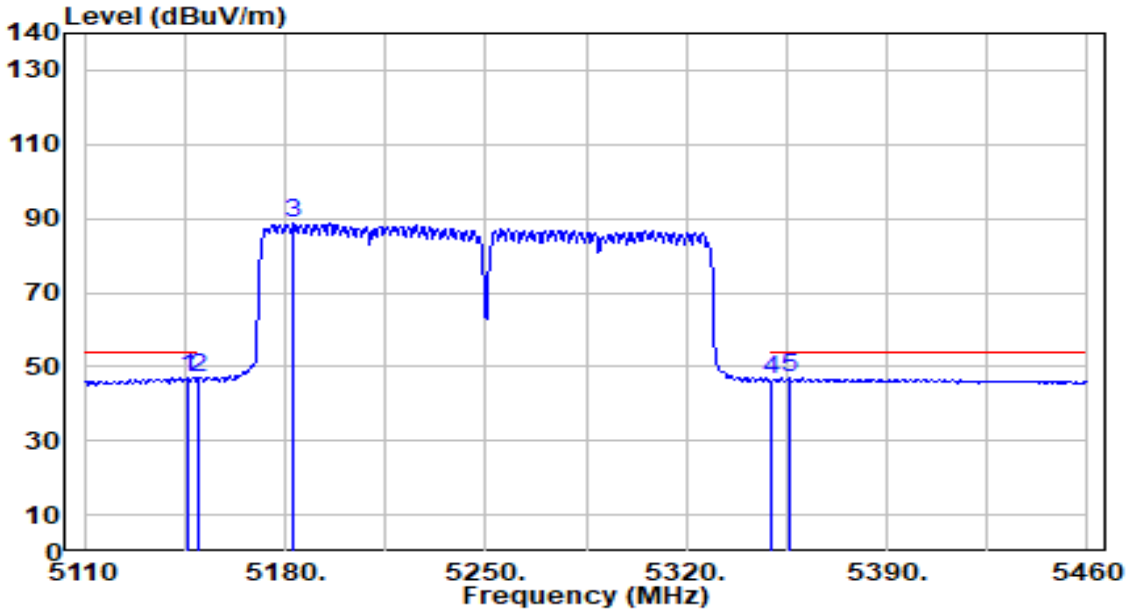

No		Frequency (MHz)	Reading (dBuV)	C.F (dB/m)	Measurement (dBuV/m)	Margin (dB)	Limit (dBuV/m)	Height (cm)	Angle (deg)	Remark (QP/PK/AV)
1	*	5145.700	45.14	1.81	46.95	-7.05	54.00	302	158	Average
2		5150.000	44.98	1.82	46.80	-7.20	54.00	302	158	Average
3		5183.150	86.67	1.87	88.55	N/A	N/A	302	158	Average
4		5350.000	44.72	1.69	46.41	-7.59	54.00	302	158	Average
5		5355.700	45.13	1.68	46.82	-7.18	54.00	302	158	Average

Note:

1. " *", means this data is the worst emission level.
2. C.F (Correction Factor) = Antenna Factor (dB/m)+ Cable Loss (dB) – Preamplifier(dB) + 10dB Attenuation.
3. Measurement (dBuV/m) = Reading(dBuV) + C.F (Correction Factor).
4. The emission levels of other frequencies are very lower than the limit and not show in test report.

EUT	BE3600 Dual-Band Wi-Fi 7 Gaming Router	Date of Test	2025-04-15
Factor	DRH18-E	Temp. / Humidity	21°C /63%
Polarity	Vertical	Site / Test Engineer	AC2 / Stanley
Test Mode	802.11ac-160MHz_TX_Band1,2_CH 50_ANT 0+1	Test Voltage	AC 120V/60Hz

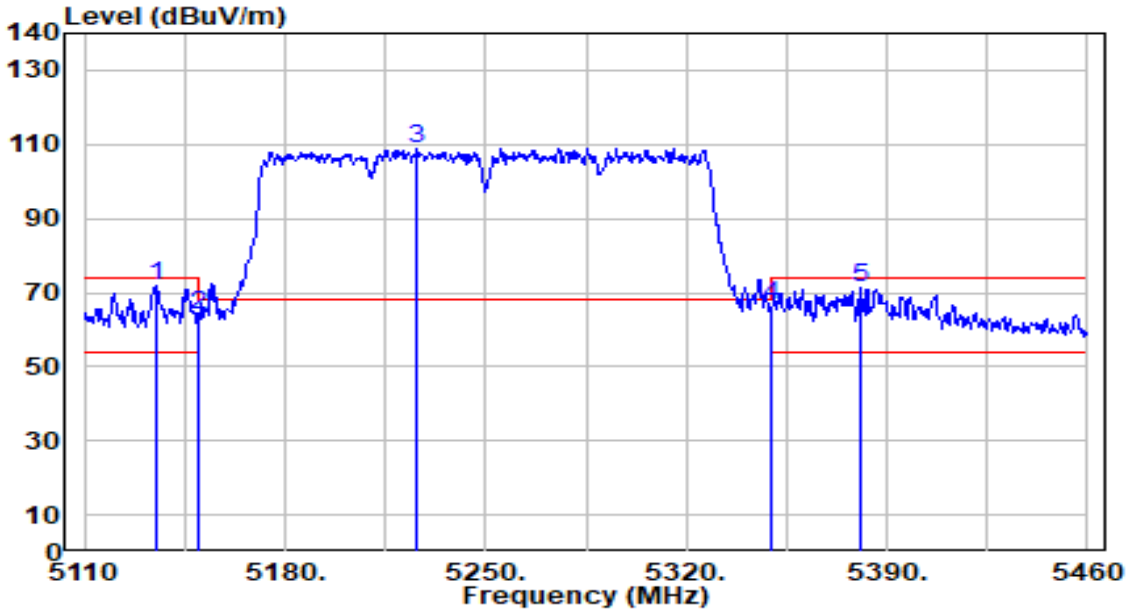

No		Frequency (MHz)	Reading (dBuV)	C.F (dB/m)	Measurement (dBuV/m)	Margin (dB)	Limit (dBuV/m)	Height (cm)	Angle (deg)	Remark (QP/PK/AV)
1	*	5134.850	69.92	1.79	71.72	-2.28	74.00	100	37	Peak
2		5150.000	62.17	1.82	63.99	-10.01	74.00	100	37	Peak
3		5225.850	106.98	1.86	108.84	N/A	N/A	100	37	Peak
4		5350.000	64.74	1.69	66.43	-7.57	74.00	100	37	Peak
5		5380.550	69.70	1.65	71.35	-2.65	74.00	100	37	Peak

Note:

1. " *", means this data is the worst emission level.
2. C.F (Correction Factor) = Antenna Factor (dB/m)+ Cable Loss (dB) – Preamplifier(dB) + 10dB Attenuation.
3. Measurement (dBuV/m) = Reading(dBuV) + C.F (Correction Factor).
4. The emission levels of other frequencies are very lower than the limit and not show in test report.

EUT	BE3600 Dual-Band Wi-Fi 7 Gaming Router	Date of Test	2025-04-15
Factor	DRH18-E	Temp. / Humidity	21°C /63%
Polarity	Vertical	Site / Test Engineer	AC2 / Stanley
Test Mode	802.11ac-160MHz_TX_Band1,2_CH 50_ANT 0+1	Test Voltage	AC 120V/60Hz

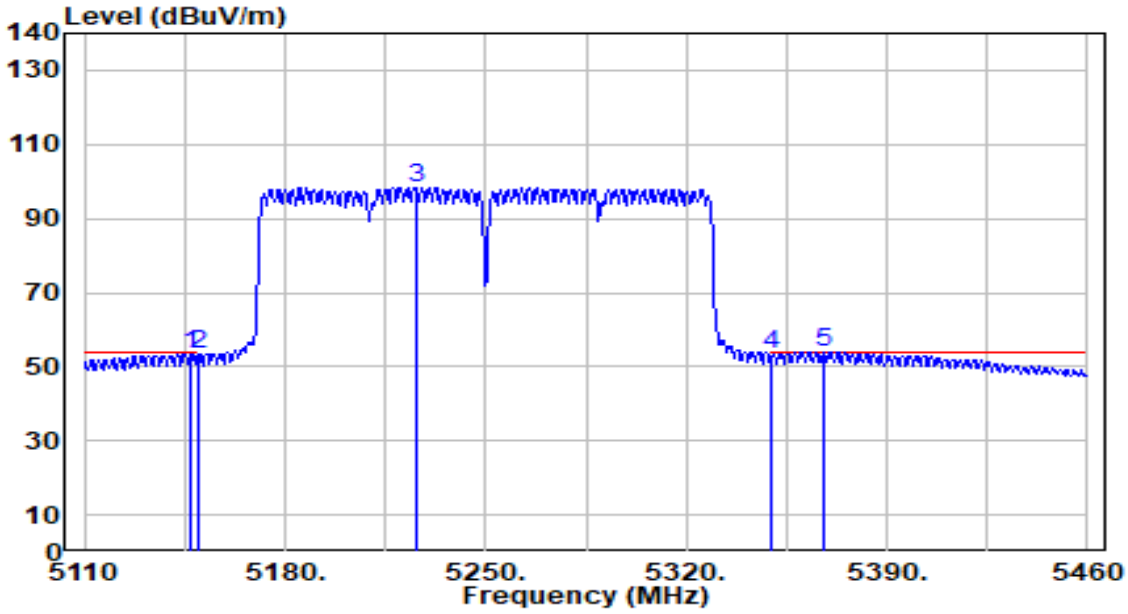

No		Frequency (MHz)	Reading (dBuV)	C.F (dB/m)	Measurement (dBuV/m)	Margin (dB)	Limit (dBuV/m)	Height (cm)	Angle (deg)	Remark (QP/PK/AV)
1		5147.450	51.68	1.81	53.49	-0.51	54.00	100	37	Average
2		5150.000	51.56	1.82	53.38	-0.62	54.00	100	37	Average
3		5225.500	96.39	1.87	98.26	N/A	N/A	100	37	Average
4		5350.000	51.49	1.69	53.18	-0.82	54.00	100	37	Average
5	*	5367.950	52.22	1.67	53.88	-0.12	54.00	100	37	Average

Note:

1. " *", means this data is the worst emission level.
2. C.F (Correction Factor) = Antenna Factor (dB/m)+ Cable Loss (dB) – Preamplifier(dB) + 10dB Attenuation.
3. Measurement (dBuV/m) = Reading(dBuV) + C.F (Correction Factor).
4. The emission levels of other frequencies are very lower than the limit and not show in test report.

EUT	BE3600 Dual-Band Wi-Fi 7 Gaming Router	Date of Test	2025-04-15
Factor	DRH18-E	Temp. / Humidity	21°C /63%
Polarity	Horizontal	Site / Test Engineer	AC2 / Stanley
Test Mode	802.11ac-160MHz_TX_Band3_CH 114_ANT 0+1	Test Voltage	AC 120V/60Hz

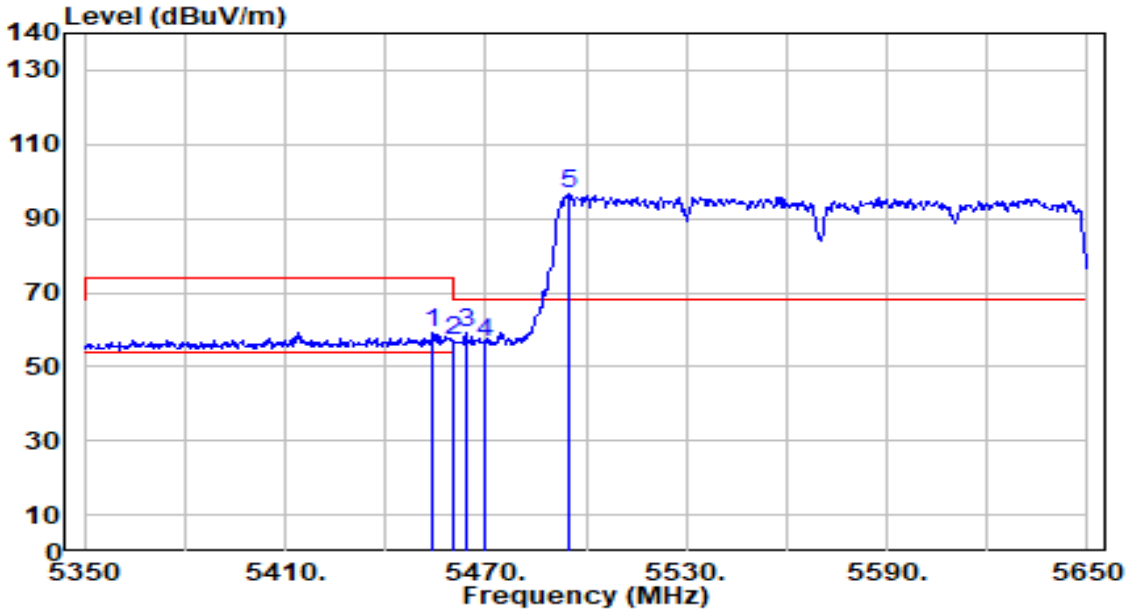

No		Frequency (MHz)	Reading (dBuV)	C.F (dB/m)	Measurement (dBuV/m)	Margin (dB)	Limit (dBuV/m)	Height (cm)	Angle (deg)	Remark (QP/PK/AV)
1		5454.100	57.43	1.85	59.28	-14.72	74.00	320	146	Peak
2		5460.000	55.21	1.87	57.08	-16.92	74.00	320	146	Peak
3	*	5464.300	57.36	1.89	59.25	-8.95	68.20	320	146	Peak
4		5470.000	54.36	1.92	56.28	-11.92	68.20	320	146	Peak
5		5494.600	94.41	2.02	96.43	N/A	N/A	320	146	Peak

Note:

1. " *", means this data is the worst emission level.
2. C.F (Correction Factor) = Antenna Factor (dB/m)+ Cable Loss (dB) – Preamplifier(dB) + 10dB Attenuation.
3. Measurement (dBuV/m) = Reading(dBuV) + C.F (Correction Factor).
4. The emission levels of other frequencies are very lower than the limit and not show in test report.

EUT	BE3600 Dual-Band Wi-Fi 7 Gaming Router	Date of Test	2025-04-15
Factor	DRH18-E	Temp. / Humidity	21°C /63%
Polarity	Horizontal	Site / Test Engineer	AC2 / Stanley
Test Mode	802.11ac-160MHz_TX_Band3_CH 114_ANT 0+1	Test Voltage	AC 120V/60Hz

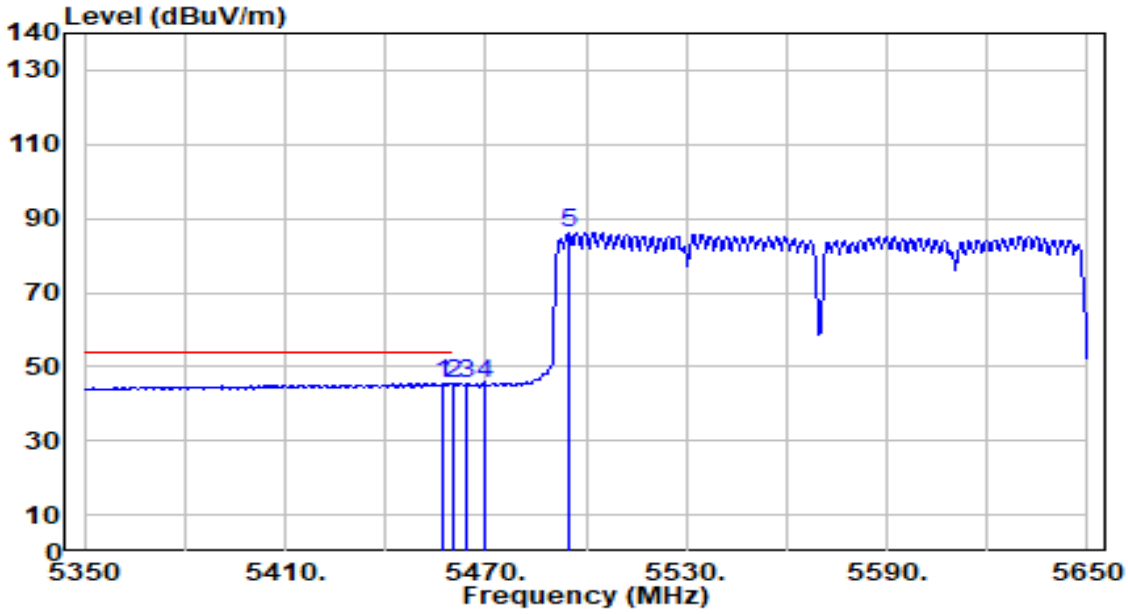

No		Frequency (MHz)	Reading (dBuV)	C.F (dB/m)	Measurement (dBuV/m)	Margin (dB)	Limit (dBuV/m)	Height (cm)	Angle (deg)	Remark (QP/PK/AV)
1	*	5457.100	43.60	1.86	45.46	-8.54	54.00	320	146	Average
2		5460.000	43.33	1.87	45.20	-8.80	54.00	320	146	Average
3		5464.600	43.54	1.89	45.43	N/A	N/A	320	146	Average
4		5470.000	43.32	1.92	45.24	N/A	N/A	320	146	Average
5		5494.600	84.26	2.02	86.28	N/A	N/A	320	146	Average

Note:

1. " *", means this data is the worst emission level.
2. C.F (Correction Factor) = Antenna Factor (dB/m)+ Cable Loss (dB) – Preamplifier(dB) + 10dB Attenuation.
3. Measurement (dBuV/m) = Reading(dBuV) + C.F (Correction Factor).
4. The emission levels of other frequencies are very lower than the limit and not show in test report.

EUT	BE3600 Dual-Band Wi-Fi 7 Gaming Router	Date of Test	2025-04-15
Factor	DRH18-E	Temp. / Humidity	21°C /63%
Polarity	Vertical	Site / Test Engineer	AC2 / Stanley
Test Mode	802.11ac-160MHz_TX_Band3_CH 114_ANT 0+1	Test Voltage	AC 120V/60Hz

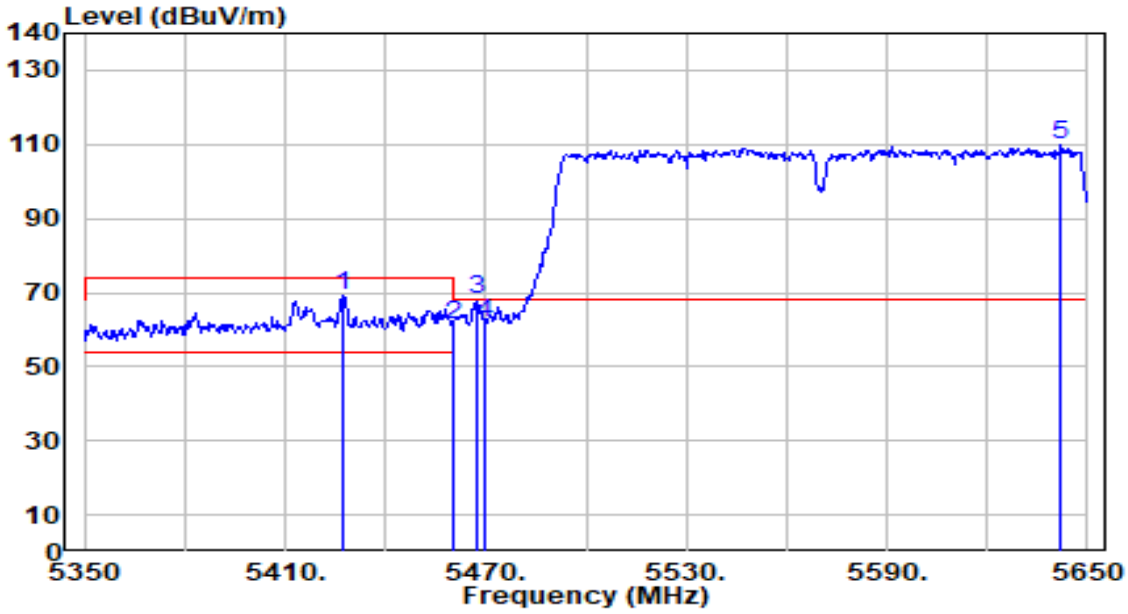

No		Frequency (MHz)	Reading (dBuV)	C.F (dB/m)	Measurement (dBuV/m)	Margin (dB)	Limit (dBuV/m)	Height (cm)	Angle (deg)	Remark (QP/PK/AV)
1		5427.400	67.33	1.74	69.07	-4.93	74.00	174	48	Peak
2		5460.000	59.36	1.87	61.23	-12.77	74.00	174	48	Peak
3	*	5467.300	65.99	1.90	67.90	-0.30	68.20	174	48	Peak
4		5470.000	59.70	1.92	61.62	-6.58	68.20	174	48	Peak
5		5642.200	106.96	2.74	109.70	N/A	N/A	174	48	Peak

Note:

1. " *", means this data is the worst emission level.
2. C.F (Correction Factor) = Antenna Factor (dB/m)+ Cable Loss (dB) – Preamplifier(dB) + 10dB Attenuation.
3. Measurement (dBuV/m) = Reading(dBuV) + C.F (Correction Factor).
4. The emission levels of other frequencies are very lower than the limit and not show in test report.

EUT	BE3600 Dual-Band Wi-Fi 7 Gaming Router	Date of Test	2025-04-15
Factor	DRH18-E	Temp. / Humidity	21°C /63%
Polarity	Vertical	Site / Test Engineer	AC2 / Stanley
Test Mode	802.11ac-160MHz_TX_Band3_CH 114_ANT 0+1	Test Voltage	AC 120V/60Hz

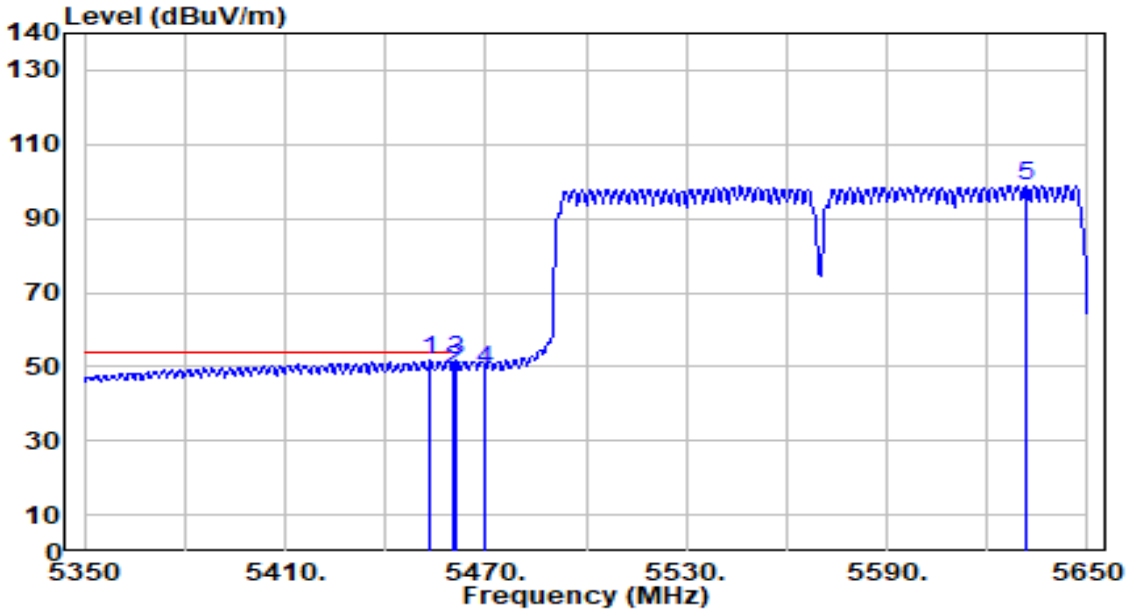

No		Frequency (MHz)	Reading (dBuV)	C.F (dB/m)	Measurement (dBuV/m)	Margin (dB)	Limit (dBuV/m)	Height (cm)	Angle (deg)	Remark (QP/PK/AV)
1	*	5453.500	49.73	1.85	51.58	-2.42	54.00	174	48	Average
2		5460.000	47.21	1.87	49.09	-4.91	54.00	174	48	Average
3		5461.000	49.71	1.88	51.59	N/A	N/A	174	48	Average
4		5470.000	47.04	1.92	48.96	N/A	N/A	174	48	Average
5		5631.700	96.22	2.69	98.91	N/A	N/A	174	48	Average

Note:

1. " *", means this data is the worst emission level.
2. C.F (Correction Factor) = Antenna Factor (dB/m)+ Cable Loss (dB) – Preamplifier(dB) + 10dB Attenuation.
3. Measurement (dBuV/m) = Reading(dBuV) + C.F (Correction Factor).
4. The emission levels of other frequencies are very lower than the limit and not show in test report.

EUT	BE3600 Dual-Band Wi-Fi 7 Gaming Router	Date of Test	2025-04-15
Factor	DRH18-E	Temp. / Humidity	21°C /63%
Polarity	Horizontal	Site / Test Engineer	AC2 / Marvin
Test Mode	802.11ax-20MHz_TX_Band1_CH 36_ANT 0+1	Test Voltage	AC 120V/60Hz

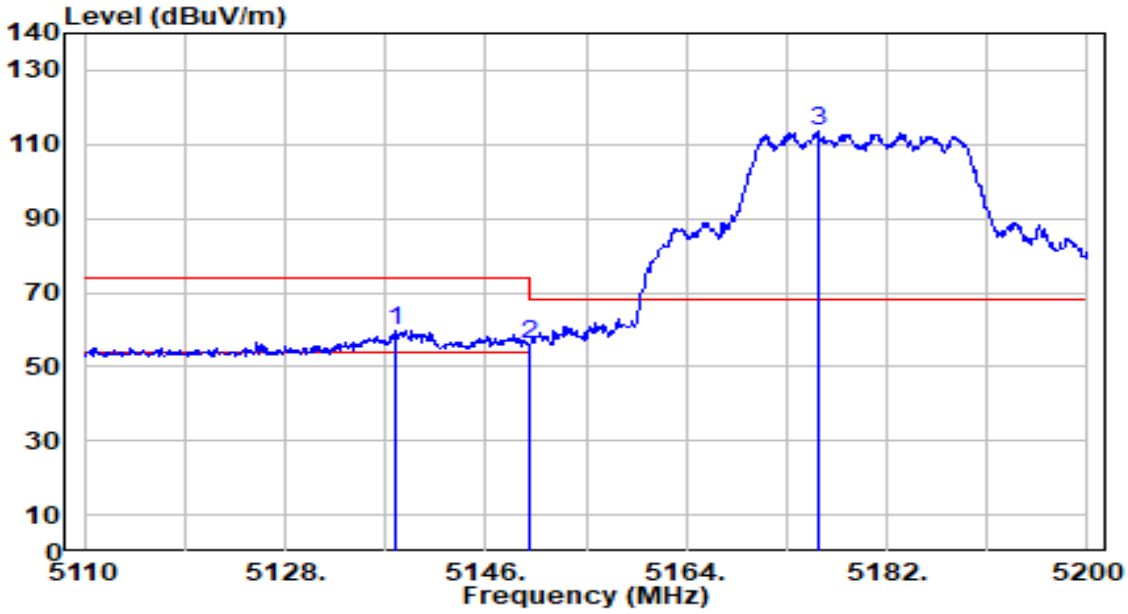

No		Frequency (MHz)	Reading (dBuV)	C.F (dB/m)	Measurement (dBuV/m)	Margin (dB)	Limit (dBuV/m)	Height (cm)	Angle (deg)	Remark (QP/PK/AV)
1	*	5137.810	58.16	1.80	59.96	-14.04	74.00	328	157	Peak
2		5150.000	54.05	1.82	55.87	-18.13	74.00	328	157	Peak
3		5175.790	111.48	1.86	113.34	N/A	N/A	328	157	Peak

Note:

1. " *", means this data is the worst emission level.
2. C.F (Correction Factor) = Antenna Factor (dB/m)+ Cable Loss (dB) – Preamplifier(dB) + 10dB Attenuation.
3. Measurement (dBuV/m) = Reading(dBuV) + C.F (Correction Factor).
4. The emission levels of other frequencies are very lower than the limit and not show in test report.

EUT	BE3600 Dual-Band Wi-Fi 7 Gaming Router	Date of Test	2025-04-15
Factor	DRH18-E	Temp. / Humidity	21°C /63%
Polarity	Horizontal	Site / Test Engineer	AC2 / Marvin
Test Mode	802.11ax-20MHz_TX_Band1_CH 36_ANT 0+1	Test Voltage	AC 120V/60Hz

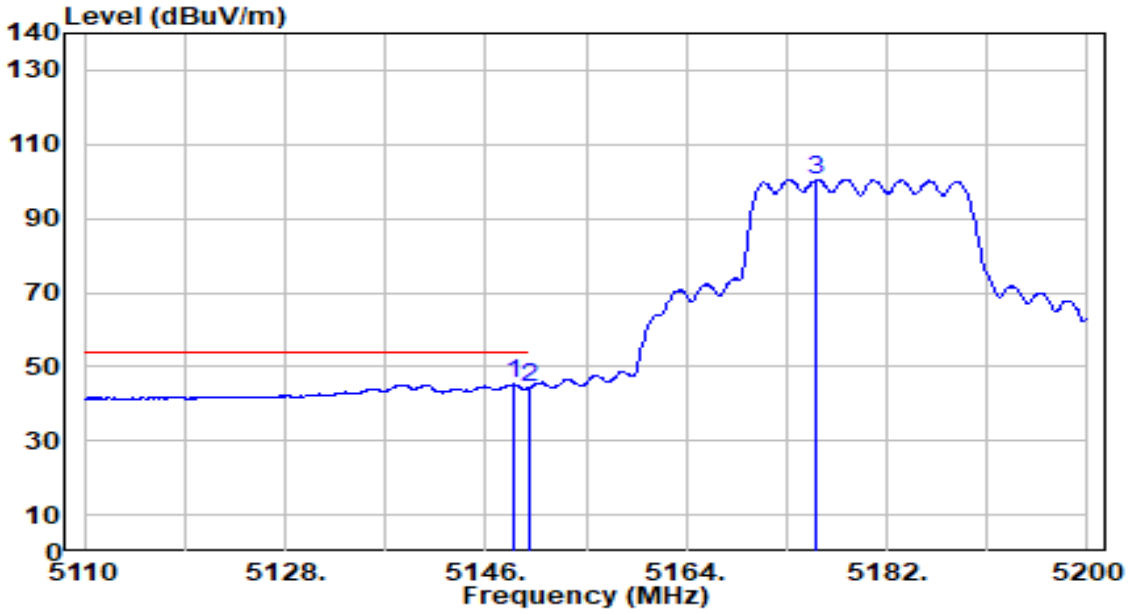

No		Frequency (MHz)	Reading (dBuV)	C.F (dB/m)	Measurement (dBuV/m)	Margin (dB)	Limit (dBuV/m)	Height (cm)	Angle (deg)	Remark (QP/PK/AV)
1	*	5148.520	43.37	1.82	45.19	-8.81	54.00	328	157	Average
2		5150.000	42.64	1.82	44.46	-9.54	54.00	328	157	Average
3		5175.700	98.77	1.86	100.63	N/A	N/A	328	157	Average

Note:

1. " *", means this data is the worst emission level.
2. C.F (Correction Factor) = Antenna Factor (dB/m)+ Cable Loss (dB) – Preamplifier(dB) + 10dB Attenuation.
3. Measurement (dBuV/m) = Reading(dBuV) + C.F (Correction Factor).
4. The emission levels of other frequencies are very lower than the limit and not show in test report.

EUT	BE3600 Dual-Band Wi-Fi 7 Gaming Router	Date of Test	2025-04-15
Factor	DRH18-E	Temp. / Humidity	21°C /63%
Polarity	Vertical	Site / Test Engineer	AC2 / Marvin
Test Mode	802.11ax-20MHz_TX_Band1_CH 36_ANT 0+1	Test Voltage	AC 120V/60Hz

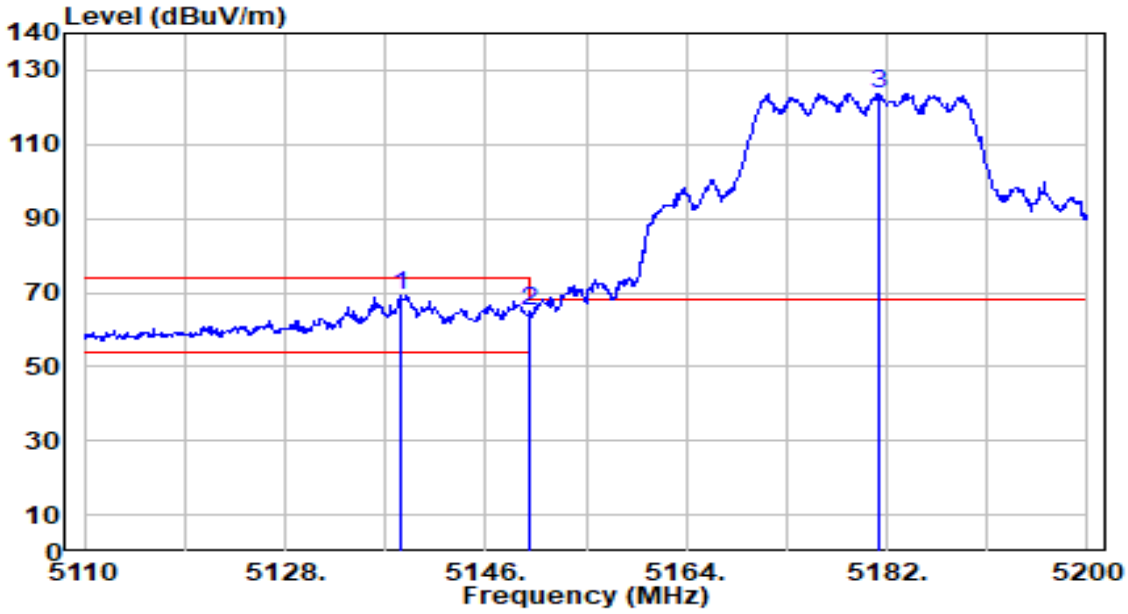

No		Frequency (MHz)	Reading (dBuV)	C.F (dB/m)	Measurement (dBuV/m)	Margin (dB)	Limit (dBuV/m)	Height (cm)	Angle (deg)	Remark (QP/PK/AV)
1	*	5138.350	67.64	1.80	69.44	-4.56	74.00	111	330	Peak
2		5150.000	63.25	1.82	65.07	-8.93	74.00	111	330	Peak
3		5181.280	121.96	1.87	123.83	N/A	N/A	111	330	Peak

Note:

1. " *", means this data is the worst emission level.
2. C.F (Correction Factor) = Antenna Factor (dB/m)+ Cable Loss (dB) – Preamplifier(dB) + 10dB Attenuation.
3. Measurement (dBuV/m) = Reading(dBuV) + C.F (Correction Factor).
4. The emission levels of other frequencies are very lower than the limit and not show in test report.

EUT	BE3600 Dual-Band Wi-Fi 7 Gaming Router	Date of Test	2025-04-15
Factor	DRH18-E	Temp. / Humidity	21°C /63%
Polarity	Vertical	Site / Test Engineer	AC2 / Marvin
Test Mode	802.11ax-20MHz_TX_Band1_CH 36_ANT 0+1	Test Voltage	AC 120V/60Hz

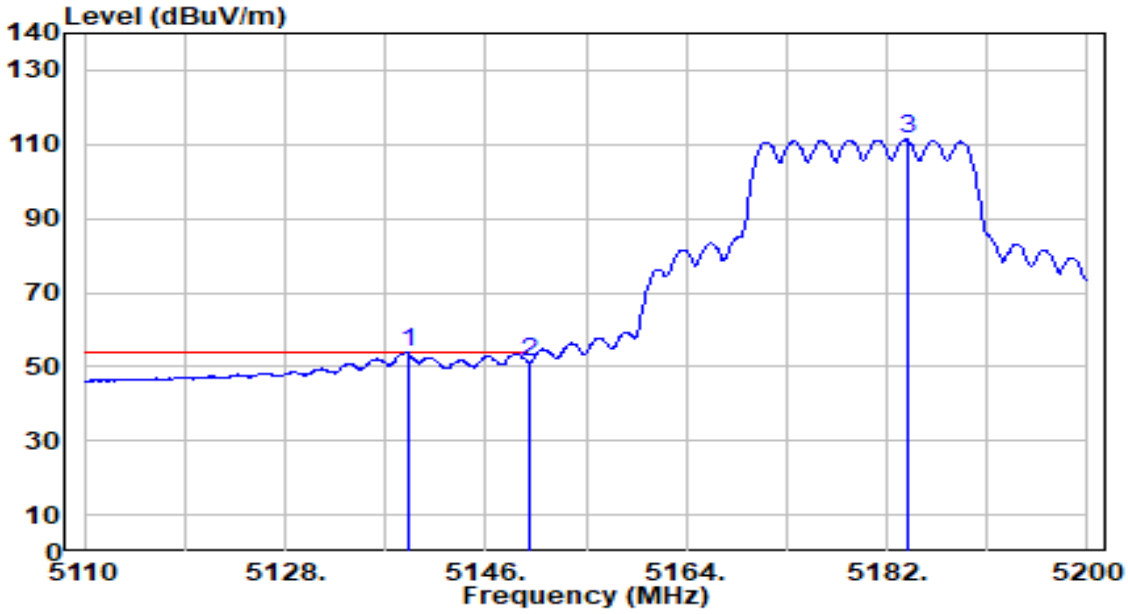

No		Frequency (MHz)	Reading (dBuV)	C.F (dB/m)	Measurement (dBuV/m)	Margin (dB)	Limit (dBuV/m)	Height (cm)	Angle (deg)	Remark (QP/PK/AV)
1	*	5138.980	52.02	1.80	53.83	-0.17	54.00	111	330	Average
2		5150.000	49.28	1.82	51.10	-2.90	54.00	111	330	Average
3		5183.800	109.43	1.88	111.31	N/A	N/A	111	330	Average

Note:

1. " *", means this data is the worst emission level.
2. C.F (Correction Factor) = Antenna Factor (dB/m)+ Cable Loss (dB) – Preamplifier(dB) + 10dB Attenuation.
3. Measurement (dBuV/m) = Reading(dBuV) + C.F (Correction Factor).
4. The emission levels of other frequencies are very lower than the limit and not show in test report.

EUT	BE3600 Dual-Band Wi-Fi 7 Gaming Router	Date of Test	2025-04-15
Factor	DRH18-E	Temp. / Humidity	21°C /63%
Polarity	Horizontal	Site / Test Engineer	AC2 / Marvin
Test Mode	802.11ax-20MHz_TX_Band2_CH 64_ANT 0+1	Test Voltage	AC 120V/60Hz

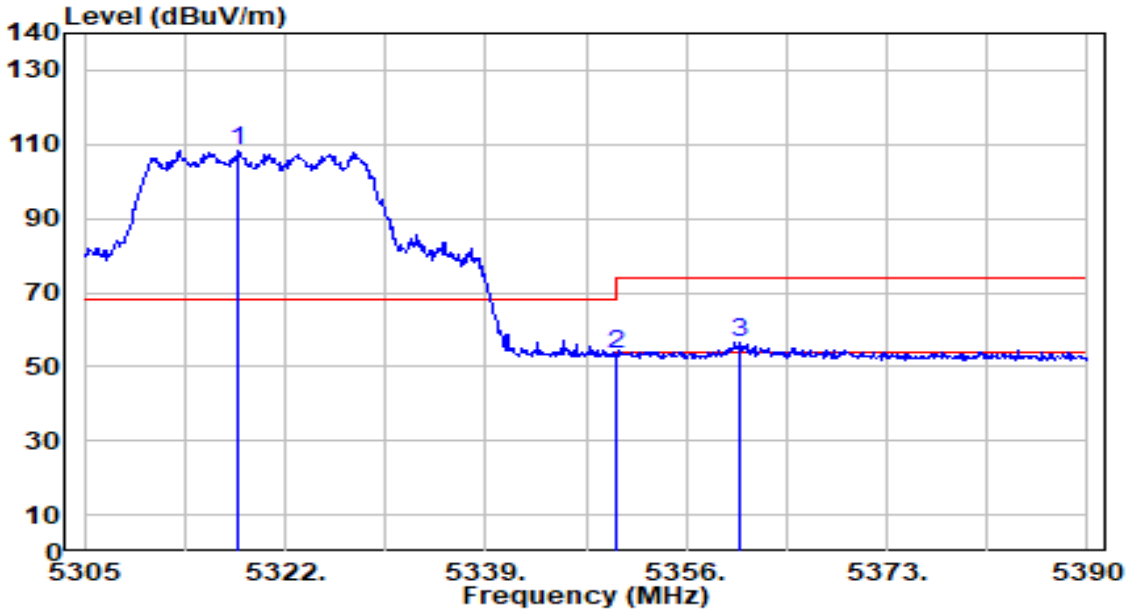

No		Frequency (MHz)	Reading (dBuV)	C.F (dB/m)	Measurement (dBuV/m)	Margin (dB)	Limit (dBuV/m)	Height (cm)	Angle (deg)	Remark (QP/PK/AV)
1		5318.090	106.66	1.73	108.39	N/A	N/A	340	156	Peak
2		5350.000	51.53	1.69	53.22	-20.78	74.00	340	156	Peak
3	*	5360.505	54.84	1.68	56.52	-17.48	74.00	340	156	Peak

Note:

1. " *", means this data is the worst emission level.
2. C.F (Correction Factor) = Antenna Factor (dB/m)+ Cable Loss (dB) – Preamplifier(dB) + 10dB Attenuation.
3. Measurement (dBuV/m) = Reading(dBuV) + C.F (Correction Factor).
4. The emission levels of other frequencies are very lower than the limit and not show in test report.

EUT	BE3600 Dual-Band Wi-Fi 7 Gaming Router	Date of Test	2025-04-15
Factor	DRH18-E	Temp. / Humidity	21°C /63%
Polarity	Horizontal	Site / Test Engineer	AC2 / Marvin
Test Mode	802.11ax-20MHz_TX_Band2_CH 64_ANT 0+1	Test Voltage	AC 120V/60Hz

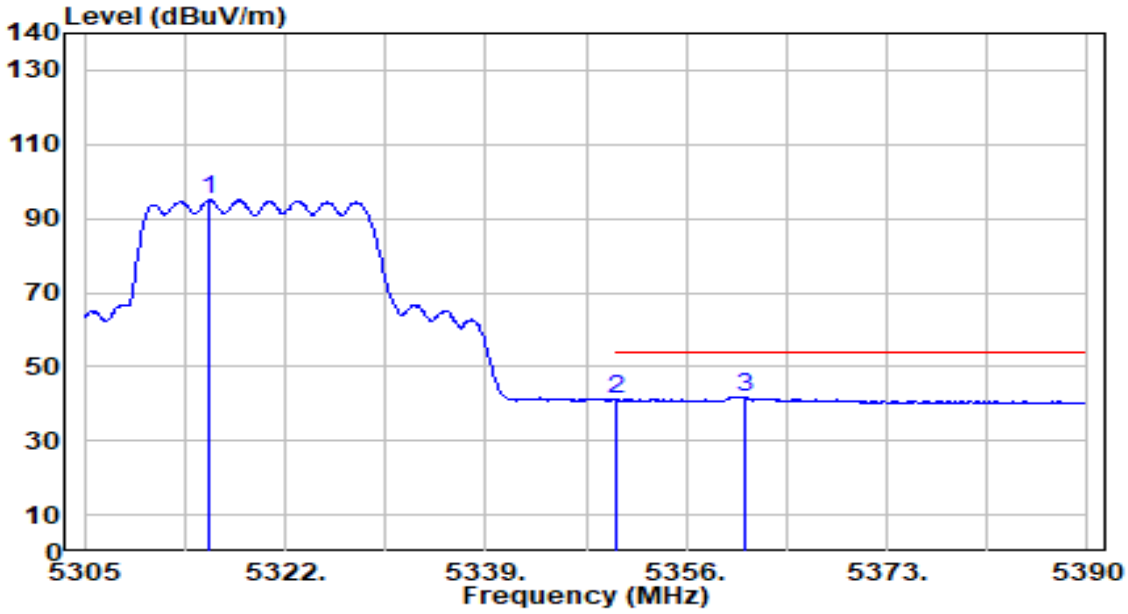

No		Frequency (MHz)	Reading (dBuV)	C.F (dB/m)	Measurement (dBuV/m)	Margin (dB)	Limit (dBuV/m)	Height (cm)	Angle (deg)	Remark (QP/PK/AV)
1		5315.625	93.14	1.74	94.88	N/A	N/A	340	156	Average
2		5350.000	39.57	1.69	41.26	-12.74	54.00	340	156	Average
3	*	5360.930	40.21	1.68	41.89	-12.11	54.00	340	156	Average

Note:

1. " *", means this data is the worst emission level.
2. C.F (Correction Factor) = Antenna Factor (dB/m)+ Cable Loss (dB) – Preamplifier(dB) + 10dB Attenuation.
3. Measurement (dBuV/m) = Reading(dBuV) + C.F (Correction Factor).
4. The emission levels of other frequencies are very lower than the limit and not show in test report.

EUT	BE3600 Dual-Band Wi-Fi 7 Gaming Router	Date of Test	2025-04-15
Factor	DRH18-E	Temp. / Humidity	21°C /63%
Polarity	Vertical	Site / Test Engineer	AC2 / Marvin
Test Mode	802.11ax-20MHz_TX_Band2_CH 64_ANT 0+1	Test Voltage	AC 120V/60Hz

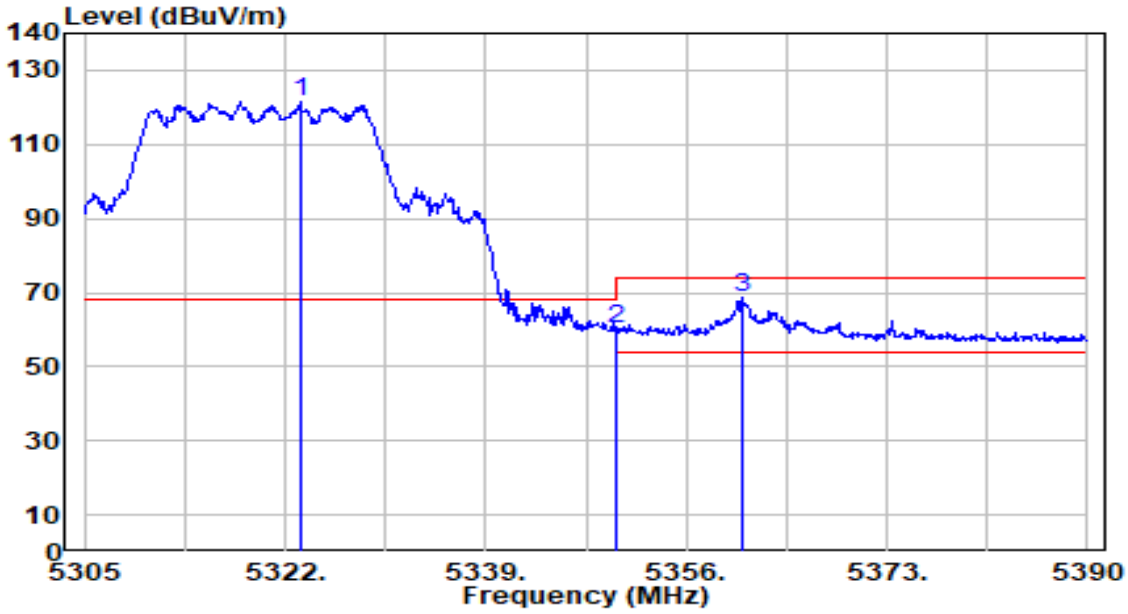

No		Frequency (MHz)	Reading (dBuV)	C.F (dB/m)	Measurement (dBuV/m)	Margin (dB)	Limit (dBuV/m)	Height (cm)	Angle (deg)	Remark (QP/PK/AV)
1		5323.275	119.84	1.73	121.57	N/A	N/A	126	329	Peak
2		5350.000	58.34	1.69	60.03	-13.97	74.00	126	329	Peak
3	*	5360.675	66.94	1.68	68.61	-5.39	74.00	126	329	Peak

Note:

1. " *", means this data is the worst emission level.
2. C.F (Correction Factor) = Antenna Factor (dB/m)+ Cable Loss (dB) – Preamplifier(dB) + 10dB Attenuation.
3. Measurement (dBuV/m) = Reading(dBuV) + C.F (Correction Factor).
4. The emission levels of other frequencies are very lower than the limit and not show in test report.

EUT	BE3600 Dual-Band Wi-Fi 7 Gaming Router	Date of Test	2025-04-15
Factor	DRH18-E	Temp. / Humidity	21°C /63%
Polarity	Vertical	Site / Test Engineer	AC2 / Marvin
Test Mode	802.11ax-20MHz_TX_Band2_CH 64_ANT 0+1	Test Voltage	AC 120V/60Hz

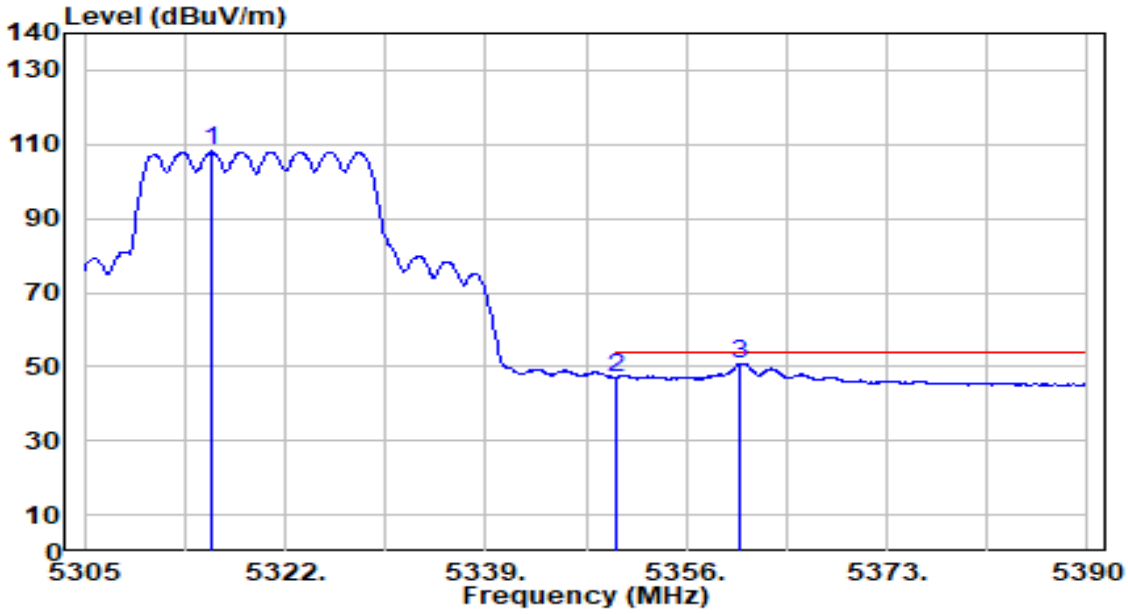

No		Frequency (MHz)	Reading (dBuV)	C.F (dB/m)	Measurement (dBuV/m)	Margin (dB)	Limit (dBuV/m)	Height (cm)	Angle (deg)	Remark (QP/PK/AV)
1		5315.710	106.31	1.74	108.05	N/A	N/A	126	329	Average
2		5350.000	45.37	1.69	47.06	-6.94	54.00	126	329	Average
3	*	5360.505	49.06	1.68	50.74	-3.26	54.00	126	329	Average

Note:

1. " *", means this data is the worst emission level.
2. C.F (Correction Factor) = Antenna Factor (dB/m)+ Cable Loss (dB) – Preamplifier(dB) + 10dB Attenuation.
3. Measurement (dBuV/m) = Reading(dBuV) + C.F (Correction Factor).
4. The emission levels of other frequencies are very lower than the limit and not show in test report.

EUT	BE3600 Dual-Band Wi-Fi 7 Gaming Router	Date of Test	2025-04-15
Factor	DRH18-E	Temp. / Humidity	21°C /63%
Polarity	Horizontal	Site / Test Engineer	AC2 / Marvin
Test Mode	802.11ax-20MHz_TX_Band3_CH 100_ANT 0+1	Test Voltage	AC 120V/60Hz

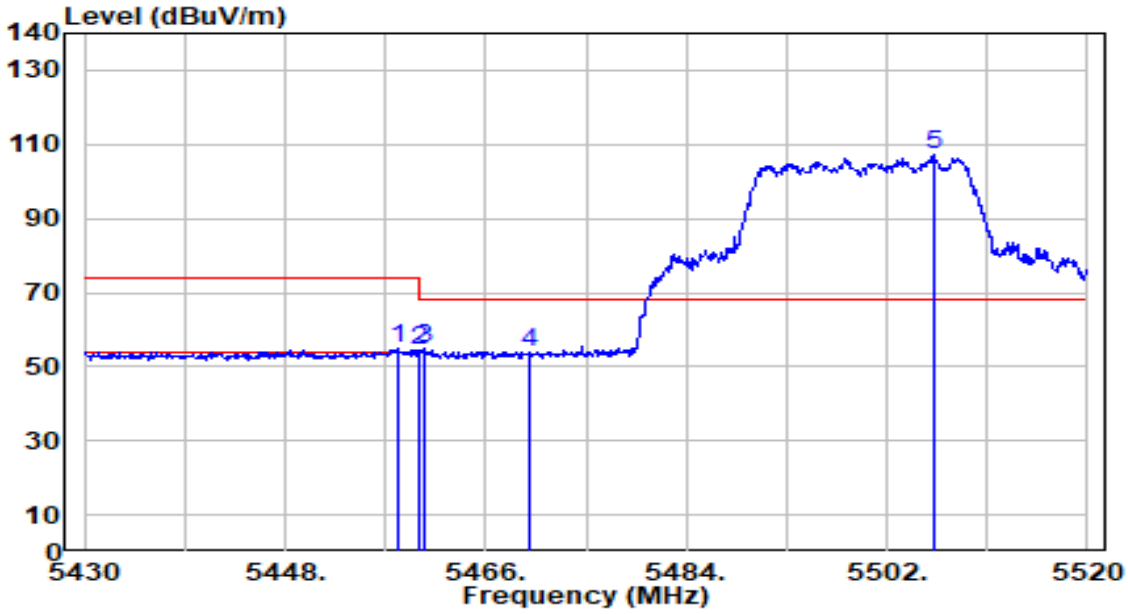

No		Frequency (MHz)	Reading (dBuV)	C.F (dB/m)	Measurement (dBuV/m)	Margin (dB)	Limit (dBuV/m)	Height (cm)	Angle (deg)	Remark (QP/PK/AV)
1		5458.080	53.09	1.87	54.96	-19.04	74.00	309	159	Peak
2		5460.000	52.30	1.87	54.17	-19.83	74.00	309	159	Peak
3	*	5460.510	52.92	1.88	54.80	-13.40	68.20	309	159	Peak
4		5470.000	52.05	1.92	53.97	-14.23	68.20	309	159	Peak
5		5506.140	104.99	2.07	107.06	N/A	N/A	309	159	Peak

Note:

1. " *", means this data is the worst emission level.
2. C.F (Correction Factor) = Antenna Factor (dB/m)+ Cable Loss (dB) – Preamplifier(dB) + 10dB Attenuation.
3. Measurement (dBuV/m) = Reading(dBuV) + C.F (Correction Factor).
4. The emission levels of other frequencies are very lower than the limit and not show in test report.

EUT	BE3600 Dual-Band Wi-Fi 7 Gaming Router	Date of Test	2025-04-15
Factor	DRH18-E	Temp. / Humidity	21°C /63%
Polarity	Horizontal	Site / Test Engineer	AC2 / Marvin
Test Mode	802.11ax-20MHz_TX_Band3_CH 100_ANT 0+1	Test Voltage	AC 120V/60Hz

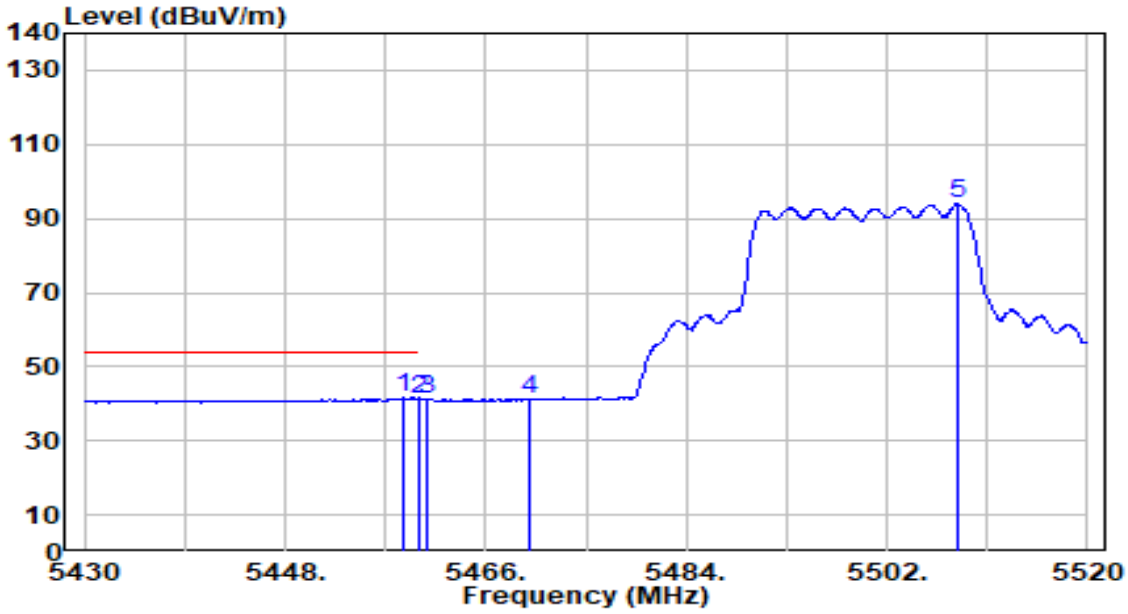

No		Frequency (MHz)	Reading (dBuV)	C.F (dB/m)	Measurement (dBuV/m)	Margin (dB)	Limit (dBuV/m)	Height (cm)	Angle (deg)	Remark (QP/PK/AV)
1	*	5458.710	39.63	1.87	41.50	-12.50	54.00	309	159	Average
2		5460.000	39.51	1.87	41.38	-12.62	54.00	309	159	Average
3		5460.690	39.56	1.88	41.44	N/A	N/A	309	159	Average
4		5470.000	39.15	1.92	41.07	N/A	N/A	309	159	Average
5		5508.300	91.71	2.08	93.79	N/A	N/A	309	159	Average

Note:

1. " *", means this data is the worst emission level.
2. C.F (Correction Factor) = Antenna Factor (dB/m)+ Cable Loss (dB) – Preamplifier(dB) + 10dB Attenuation.
3. Measurement (dBuV/m) = Reading(dBuV) + C.F (Correction Factor).
4. The emission levels of other frequencies are very lower than the limit and not show in test report.

EUT	BE3600 Dual-Band Wi-Fi 7 Gaming Router	Date of Test	2025-04-15
Factor	DRH18-E	Temp. / Humidity	21°C /63%
Polarity	Vertical	Site / Test Engineer	AC2 / Marvin
Test Mode	802.11ax-20MHz_TX_Band3_CH 100_ANT 0+1	Test Voltage	AC 120V/60Hz

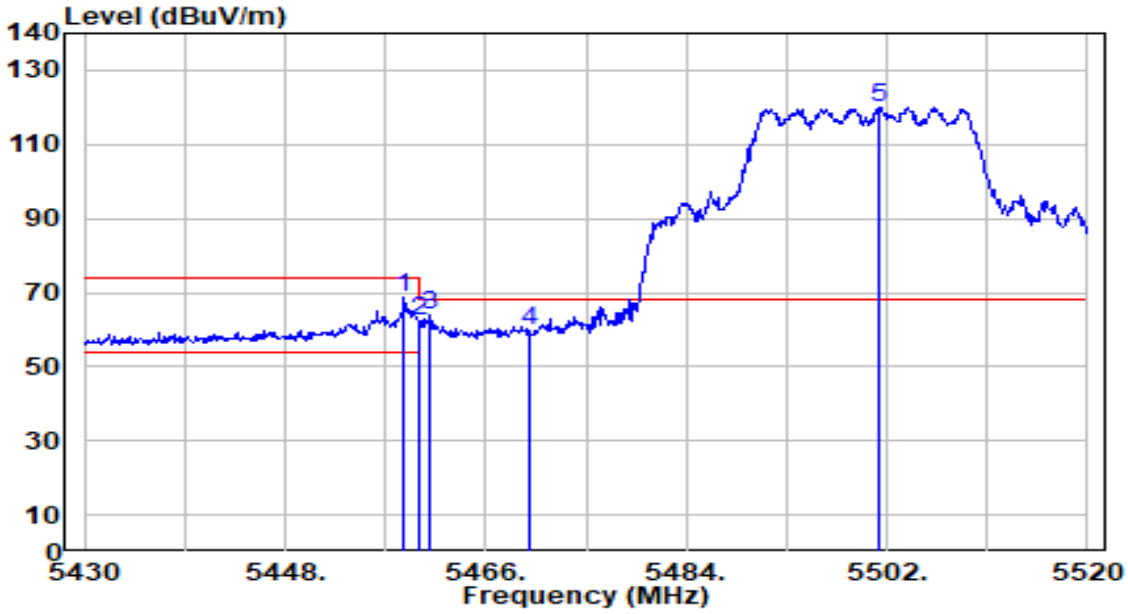

No		Frequency (MHz)	Reading (dBuV)	C.F (dB/m)	Measurement (dBuV/m)	Margin (dB)	Limit (dBuV/m)	Height (cm)	Angle (deg)	Remark (QP/PK/AV)
1		5458.710	66.82	1.87	68.69	-5.31	74.00	133	335	Peak
2		5460.000	60.27	1.87	62.15	-11.85	74.00	133	335	Peak
3	*	5461.050	61.87	1.88	63.75	-4.45	68.20	133	335	Peak
4		5470.000	57.58	1.92	59.49	-8.71	68.20	133	335	Peak
5		5501.280	118.11	2.05	120.15	N/A	N/A	133	335	Peak

Note:

1. " *", means this data is the worst emission level.
2. C.F (Correction Factor) = Antenna Factor (dB/m)+ Cable Loss (dB) – Preamplifier(dB) + 10dB Attenuation.
3. Measurement (dBuV/m) = Reading(dBuV) + C.F (Correction Factor).
4. The emission levels of other frequencies are very lower than the limit and not show in test report.

EUT	BE3600 Dual-Band Wi-Fi 7 Gaming Router	Date of Test	2025-04-15
Factor	DRH18-E	Temp. / Humidity	21°C /63%
Polarity	Vertical	Site / Test Engineer	AC2 / Marvin
Test Mode	802.11ax-20MHz_TX_Band3_CH 100_ANT 0+1	Test Voltage	AC 120V/60Hz

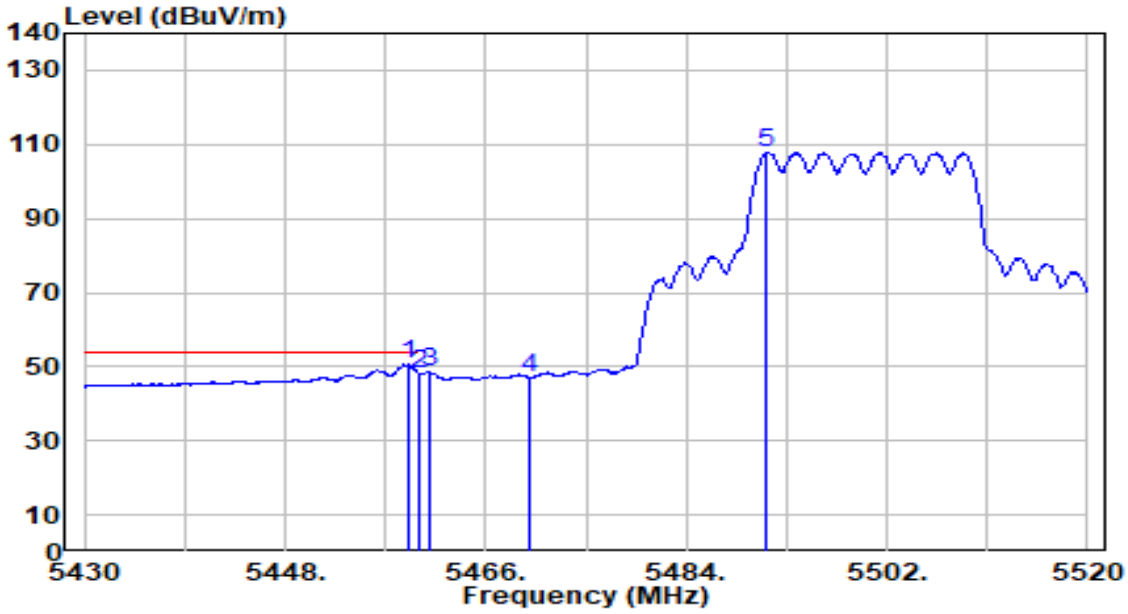

No		Frequency (MHz)	Reading (dBuV)	C.F (dB/m)	Measurement (dBuV/m)	Margin (dB)	Limit (dBuV/m)	Height (cm)	Angle (deg)	Remark (QP/PK/AV)
1	*	5458.980	48.70	1.87	50.57	-3.43	54.00	133	335	Average
2		5460.000	46.45	1.87	48.32	-5.68	54.00	133	335	Average
3		5460.960	46.66	1.88	48.54	N/A	N/A	133	335	Average
4		5470.000	45.16	1.92	47.08	N/A	N/A	133	335	Average
5		5491.200	105.73	2.00	107.74	N/A	N/A	133	335	Average

Note:

1. " *", means this data is the worst emission level.
2. C.F (Correction Factor) = Antenna Factor (dB/m)+ Cable Loss (dB) – Preamplifier(dB) + 10dB Attenuation.
3. Measurement (dBuV/m) = Reading(dBuV) + C.F (Correction Factor).
4. The emission levels of other frequencies are very lower than the limit and not show in test report.

EUT	BE3600 Dual-Band Wi-Fi 7 Gaming Router	Date of Test	2025-04-15
Factor	DRH18-E	Temp. / Humidity	21°C /63%
Polarity	Horizontal	Site / Test Engineer	AC2 / Marvin
Test Mode	802.11ax-20MHz_TX_Band3_CH 140_ANT 0+1	Test Voltage	AC 120V/60Hz

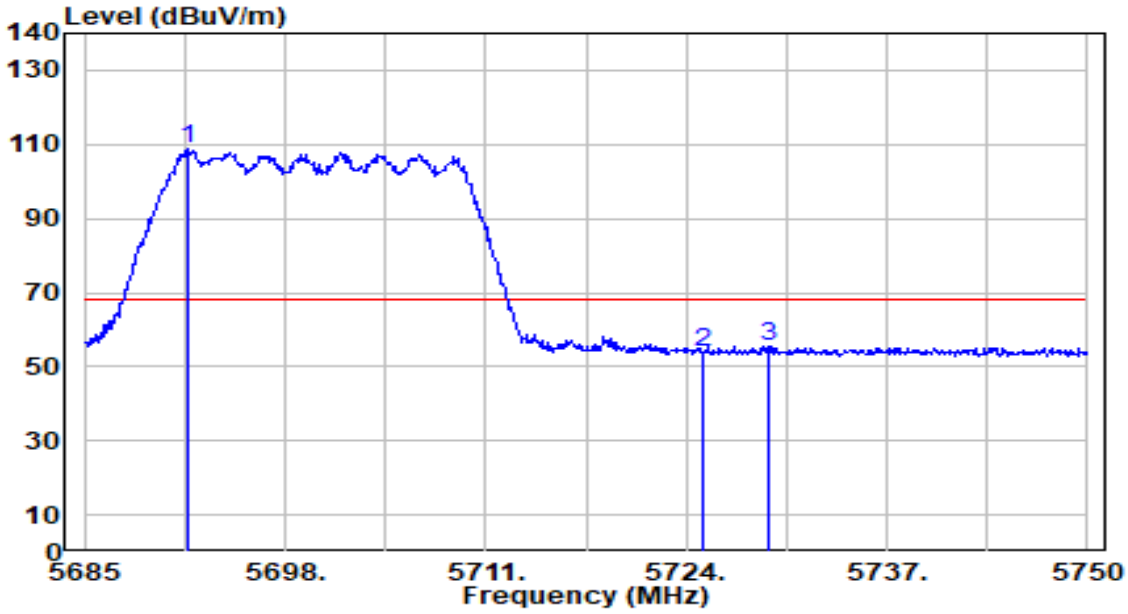

No		Frequency (MHz)	Reading (dBuV)	C.F (dB/m)	Measurement (dBuV/m)	Margin (dB)	Limit (dBuV/m)	Height (cm)	Angle (deg)	Remark (QP/PK/AV)
1		5691.760	105.62	2.98	108.60	N/A	N/A	272	333	Peak
2		5725.000	50.95	3.14	54.09	-14.11	68.20	272	333	Peak
3	*	5729.265	52.47	3.16	55.63	-12.57	68.20	272	333	Peak

Note:

1. " *", means this data is the worst emission level.
2. C.F (Correction Factor) = Antenna Factor (dB/m)+ Cable Loss (dB) – Preamplifier(dB) + 10dB Attenuation.
3. Measurement (dBuV/m) = Reading(dBuV) + C.F (Correction Factor).
4. The emission levels of other frequencies are very lower than the limit and not show in test report.

EUT	BE3600 Dual-Band Wi-Fi 7 Gaming Router	Date of Test	2025-04-15
Factor	DRH18-E	Temp. / Humidity	21°C /63%
Polarity	Vertical	Site / Test Engineer	AC2 / Marvin
Test Mode	802.11ax-20MHz_TX_Band3_CH 140_ANT 0+1	Test Voltage	AC 120V/60Hz

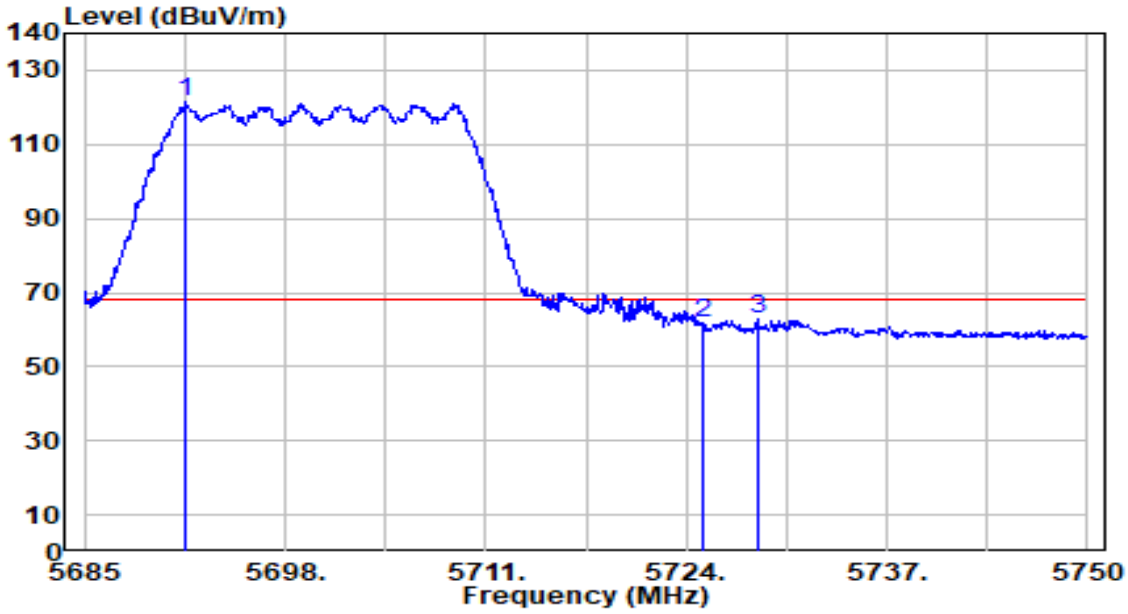

No		Frequency (MHz)	Reading (dBuV)	C.F (dB/m)	Measurement (dBuV/m)	Margin (dB)	Limit (dBuV/m)	Height (cm)	Angle (deg)	Remark (QP/PK/AV)
1		5691.565	118.50	2.98	121.48	N/A	N/A	172	0	Peak
2		5725.000	58.64	3.14	61.78	-6.42	68.20	172	0	Peak
3	*	5728.615	59.50	3.16	62.66	-5.54	68.20	172	0	Peak

Note:

1. " *", means this data is the worst emission level.
2. C.F (Correction Factor) = Antenna Factor (dB/m)+ Cable Loss (dB) – Preamplifier(dB) + 10dB Attenuation.
3. Measurement (dBuV/m) = Reading(dBuV) + C.F (Correction Factor).
4. The emission levels of other frequencies are very lower than the limit and not show in test report.

EUT	BE3600 Dual-Band Wi-Fi 7 Gaming Router	Date of Test	2025-04-16
Factor	DRH18-E	Temp. / Humidity	21°C /63%
Polarity	Horizontal	Site / Test Engineer	AC2 / Marvin
Test Mode	802.11ax-20MHz_TX_Band4_CH 149_ANT 0+1	Test Voltage	AC 120V/60Hz

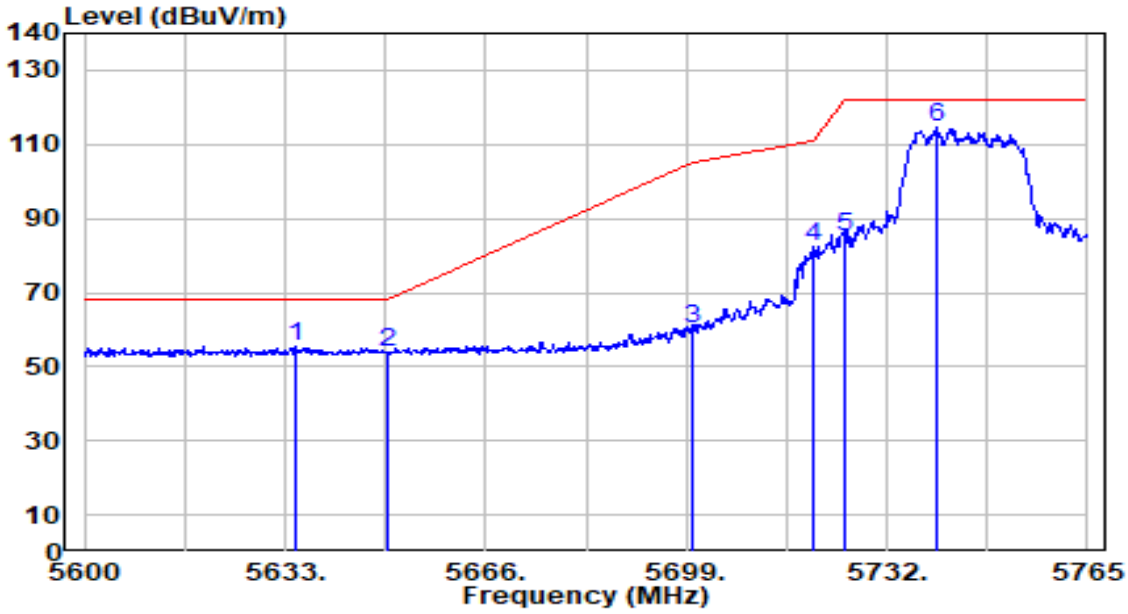

No		Frequency (MHz)	Reading (dBuV)	C.F (dB/m)	Measurement (dBuV/m)	Margin (dB)	Limit (dBuV/m)	Height (cm)	Angle (deg)	Remark (QP/PK/AV)
1	*	5634.650	52.97	2.70	55.67	-12.53	68.20	100	282	Peak
2		5650.000	51.23	2.78	54.01	-14.19	68.20	100	282	Peak
3		5700.000	57.24	3.02	60.25	-44.95	105.20	100	282	Peak
4		5720.000	79.18	3.12	82.30	-28.50	110.80	100	282	Peak
5		5725.000	82.08	3.14	85.22	-36.98	122.20	100	282	Peak
6		5740.250	111.30	3.22	114.51	N/A	N/A	100	282	Peak

Note:

1. " *", means this data is the worst emission level.
2. C.F (Correction Factor) = Antenna Factor (dB/m)+ Cable Loss (dB) – Preamplifier(dB) + 10dB Attenuation.
3. Measurement (dBuV/m) = Reading(dBuV) + C.F (Correction Factor).
4. The emission levels of other frequencies are very lower than the limit and not show in test report.

EUT	BE3600 Dual-Band Wi-Fi 7 Gaming Router	Date of Test	2025-04-16
Factor	DRH18-E	Temp. / Humidity	21°C /63%
Polarity	Vertical	Site / Test Engineer	AC2 / Marvin
Test Mode	802.11ax-20MHz_TX_Band4_CH 149_ANT 0+1	Test Voltage	AC 120V/60Hz

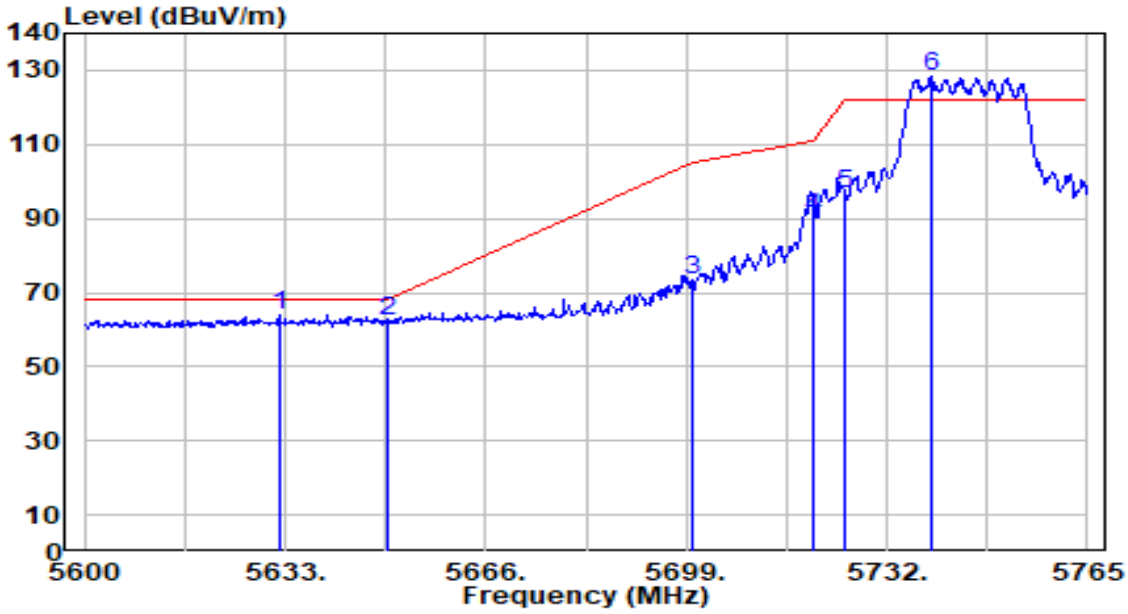

No		Frequency (MHz)	Reading (dBuV)	C.F (dB/m)	Measurement (dBuV/m)	Margin (dB)	Limit (dBuV/m)	Height (cm)	Angle (deg)	Remark (QP/PK/AV)
1	*	5632.010	61.22	2.69	63.91	-4.29	68.20	156	360	Peak
2		5650.000	59.45	2.78	62.23	-5.97	68.20	156	360	Peak
3		5700.000	70.16	3.02	73.18	-32.02	105.20	156	360	Peak
4		5720.000	86.99	3.12	90.10	-20.70	110.80	156	360	Peak
5		5725.000	93.45	3.14	96.60	-25.60	122.20	156	360	Peak
6		5739.260	124.99	3.21	128.20	N/A	N/A	156	360	Peak

Note:

1. " *", means this data is the worst emission level.
2. C.F (Correction Factor) = Antenna Factor (dB/m)+ Cable Loss (dB) – Preamplifier(dB) + 10dB Attenuation.
3. Measurement (dBuV/m) = Reading(dBuV) + C.F (Correction Factor).
4. The emission levels of other frequencies are very lower than the limit and not show in test report.

EUT	BE3600 Dual-Band Wi-Fi 7 Gaming Router	Date of Test	2025-04-16
Factor	DRH18-E	Temp. / Humidity	21°C /63%
Polarity	Horizontal	Site / Test Engineer	AC2 / Marvin
Test Mode	802.11ax-20MHz_TX_Band4_CH 165_ANT 0+1	Test Voltage	AC 120V/60Hz

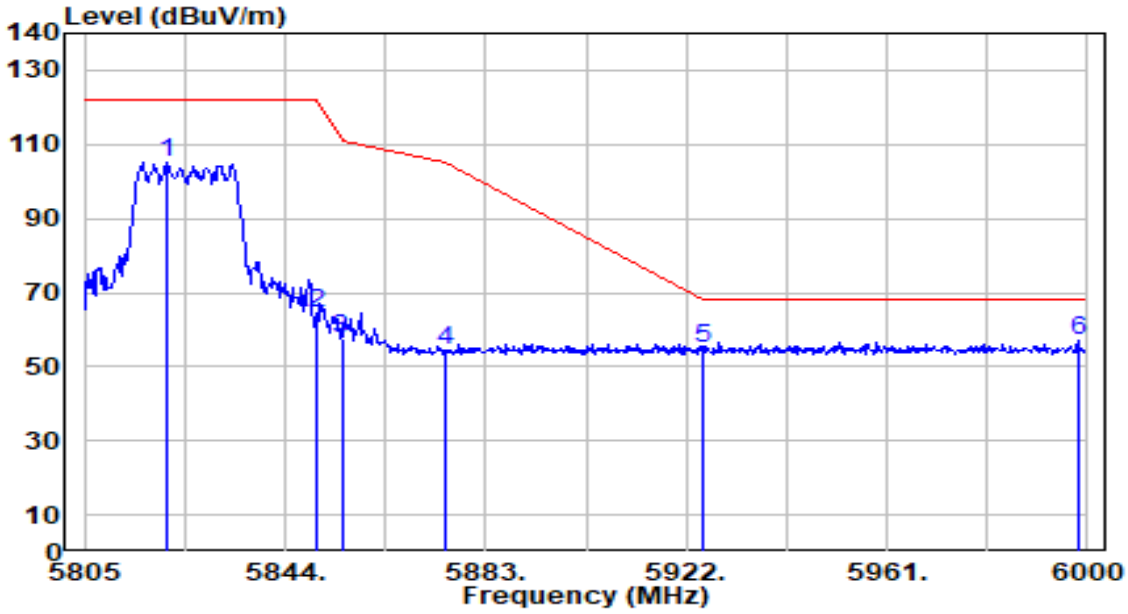

No		Frequency (MHz)	Reading (dBuV)	C.F (dB/m)	Measurement (dBuV/m)	Margin (dB)	Limit (dBuV/m)	Height (cm)	Angle (deg)	Remark (QP/PK/AV)
1		5821.185	101.77	3.51	105.28	N/A	N/A	131	252	Peak
2		5850.000	61.08	3.51	64.59	-57.61	122.20	131	252	Peak
3		5855.000	53.95	3.51	57.46	-53.34	110.80	131	252	Peak
4		5875.000	50.67	3.50	54.17	-51.03	105.20	131	252	Peak
5		5925.000	51.18	3.51	54.69	-13.51	68.20	131	252	Peak
6	*	5998.050	53.41	3.54	56.95	-11.25	68.20	131	252	Peak

Note:

1. " *", means this data is the worst emission level.
2. C.F (Correction Factor) = Antenna Factor (dB/m)+ Cable Loss (dB) – Preamplifier(dB) + 10dB Attenuation.
3. Measurement (dBuV/m) = Reading(dBuV) + C.F (Correction Factor).
4. The emission levels of other frequencies are very lower than the limit and not show in test report.

EUT	BE3600 Dual-Band Wi-Fi 7 Gaming Router	Date of Test	2025-04-16
Factor	DRH18-E	Temp. / Humidity	21°C /63%
Polarity	Vertical	Site / Test Engineer	AC2 / Marvin
Test Mode	802.11ax-20MHz_TX_Band4_CH 165_ANT 0+1	Test Voltage	AC 120V/60Hz

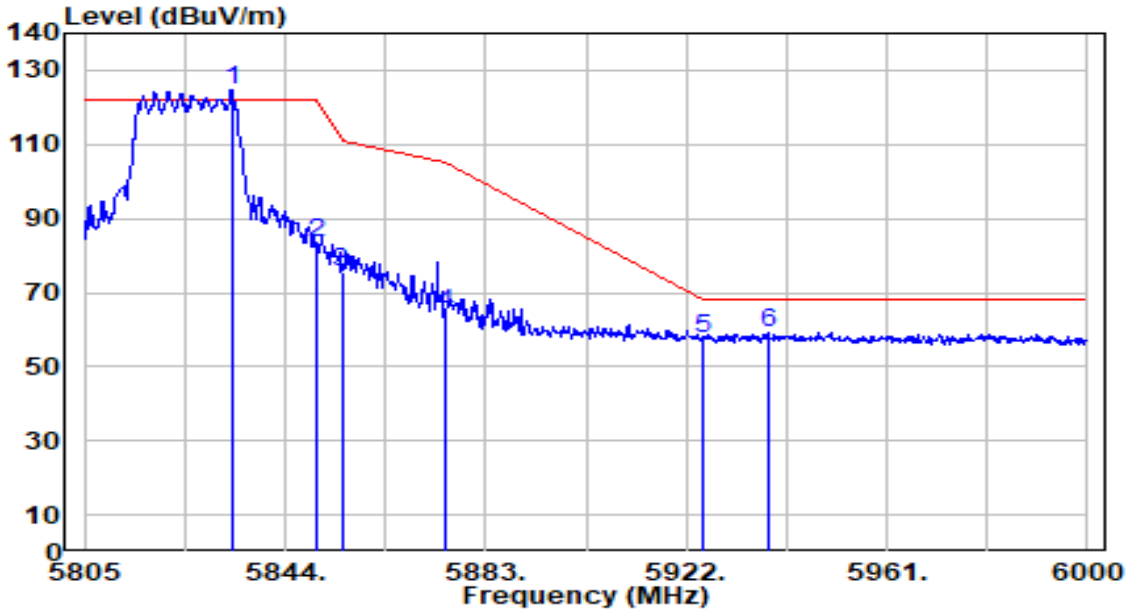

No		Frequency (MHz)	Reading (dBuV)	C.F (dB/m)	Measurement (dBuV/m)	Margin (dB)	Limit (dBuV/m)	Height (cm)	Angle (deg)	Remark (QP/PK/AV)
1		5833.665	121.06	3.51	124.57	N/A	N/A	167	360	Peak
2		5850.000	79.72	3.51	83.22	-38.98	122.20	167	360	Peak
3		5855.000	71.99	3.51	75.49	-35.31	110.80	167	360	Peak
4		5875.000	60.97	3.50	64.48	-40.72	105.20	167	360	Peak
5		5925.000	54.18	3.51	57.69	-10.51	68.20	167	360	Peak
6	*	5937.795	55.69	3.52	59.21	-8.99	68.20	167	360	Peak

Note:

1. " *", means this data is the worst emission level.
2. C.F (Correction Factor) = Antenna Factor (dB/m)+ Cable Loss (dB) – Preamplifier(dB) + 10dB Attenuation.
3. Measurement (dBuV/m) = Reading(dBuV) + C.F (Correction Factor).
4. The emission levels of other frequencies are very lower than the limit and not show in test report.

EUT	BE3600 Dual-Band Wi-Fi 7 Gaming Router	Date of Test	2025-04-15
Factor	DRH18-E	Temp. / Humidity	21°C /63%
Polarity	Horizontal	Site / Test Engineer	AC2 / Marvin
Test Mode	802.11ax-40MHz_TX_Band1_CH 38_ANT 0+1	Test Voltage	AC 120V/60Hz

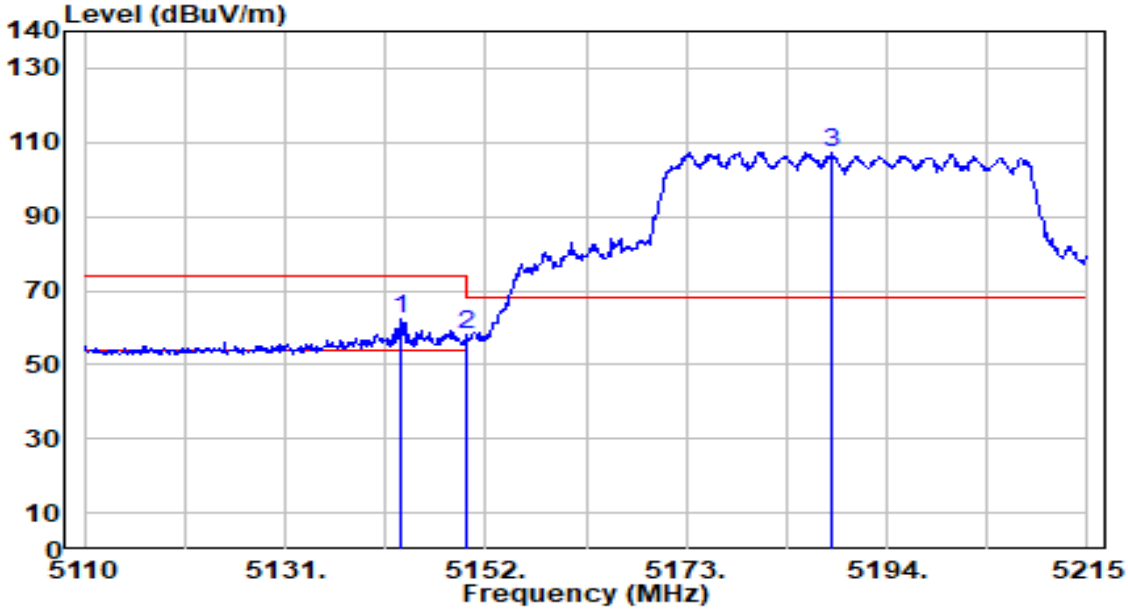

No		Frequency (MHz)	Reading (dBuV)	C.F (dB/m)	Measurement (dBuV/m)	Margin (dB)	Limit (dBuV/m)	Height (cm)	Angle (deg)	Remark (QP/PK/AV)
1	*	5143.180	60.68	1.81	62.48	-11.52	74.00	326	158	Peak
2		5150.000	56.26	1.82	58.08	-15.92	74.00	326	158	Peak
3		5188.225	105.56	1.88	107.44	N/A	N/A	326	158	Peak

Note:

1. " *", means this data is the worst emission level.
2. C.F (Correction Factor) = Antenna Factor (dB/m)+ Cable Loss (dB) – Preamplifier(dB) + 10dB Attenuation.
3. Measurement (dBuV/m) = Reading(dBuV) + C.F (Correction Factor).
4. The emission levels of other frequencies are very lower than the limit and not show in test report.

EUT	BE3600 Dual-Band Wi-Fi 7 Gaming Router	Date of Test	2025-04-15
Factor	DRH18-E	Temp. / Humidity	21°C /63%
Polarity	Horizontal	Site / Test Engineer	AC2 / Marvin
Test Mode	802.11ax-40MHz_TX_Band1_CH 38_ANT 0+1	Test Voltage	AC 120V/60Hz

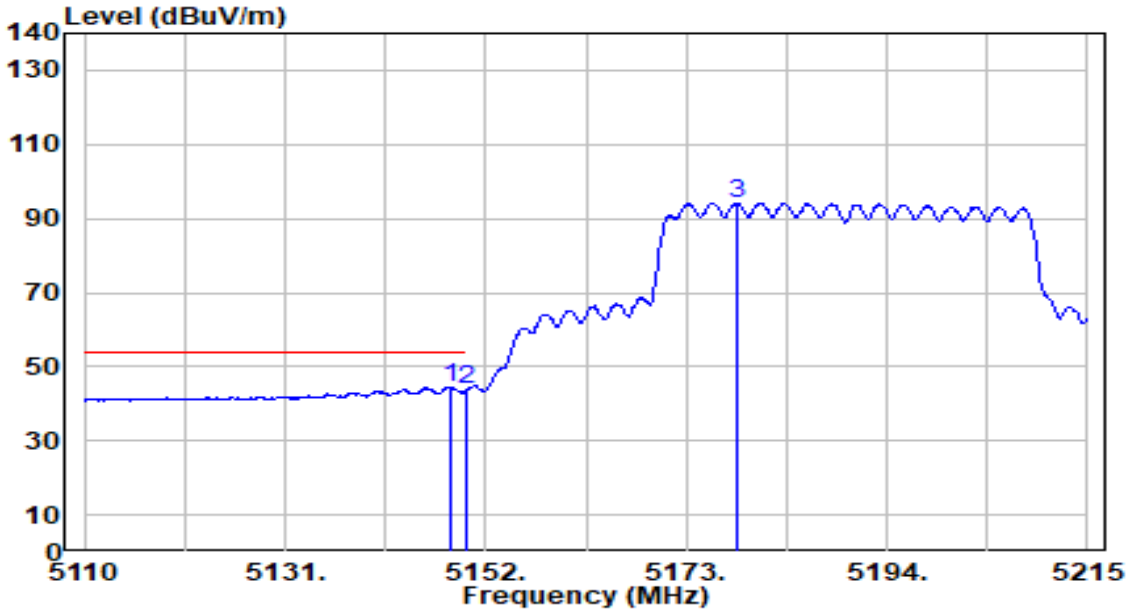

No		Frequency (MHz)	Reading (dBuV)	C.F (dB/m)	Measurement (dBuV/m)	Margin (dB)	Limit (dBuV/m)	Height (cm)	Angle (deg)	Remark (QP/PK/AV)
1	*	5148.325	42.57	1.82	44.38	-9.62	54.00	326	158	Average
2		5150.000	41.92	1.82	43.74	-10.26	54.00	326	158	Average
3		5178.250	92.27	1.87	94.14	N/A	N/A	326	158	Average

Note:

1. " *", means this data is the worst emission level.
2. C.F (Correction Factor) = Antenna Factor (dB/m)+ Cable Loss (dB) – Preamplifier(dB) + 10dB Attenuation.
3. Measurement (dBuV/m) = Reading(dBuV) + C.F (Correction Factor).
4. The emission levels of other frequencies are very lower than the limit and not show in test report.

EUT	BE3600 Dual-Band Wi-Fi 7 Gaming Router	Date of Test	2025-04-15
Factor	DRH18-E	Temp. / Humidity	21°C /63%
Polarity	Vertical	Site / Test Engineer	AC2 / Marvin
Test Mode	802.11ax-40MHz_TX_Band1_CH 38_ANT 0+1	Test Voltage	AC 120V/60Hz

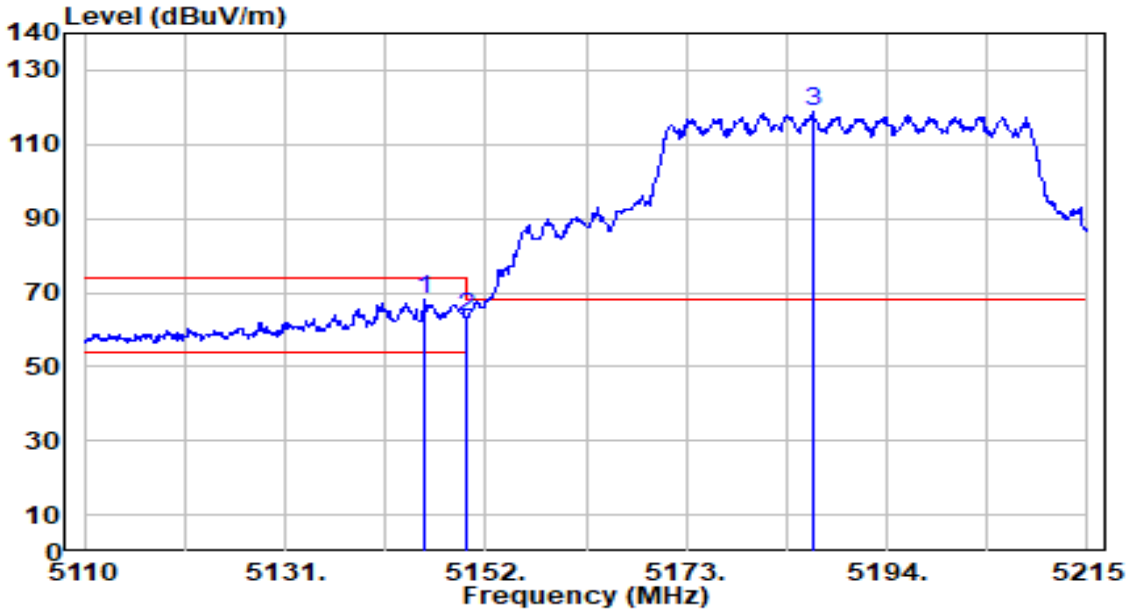

No		Frequency (MHz)	Reading (dBuV)	C.F (dB/m)	Measurement (dBuV/m)	Margin (dB)	Limit (dBuV/m)	Height (cm)	Angle (deg)	Remark (QP/PK/AV)
1	*	5145.595	66.39	1.81	68.20	-5.80	74.00	107	330	Peak
2		5150.000	61.76	1.82	63.58	-10.42	74.00	107	330	Peak
3		5186.230	117.04	1.88	118.92	N/A	N/A	107	330	Peak

Note:

1. " *", means this data is the worst emission level.
2. C.F (Correction Factor) = Antenna Factor (dB/m)+ Cable Loss (dB) – Preamplifier(dB) + 10dB Attenuation.
3. Measurement (dBuV/m) = Reading(dBuV) + C.F (Correction Factor).
4. The emission levels of other frequencies are very lower than the limit and not show in test report.

EUT	BE3600 Dual-Band Wi-Fi 7 Gaming Router	Date of Test	2025-04-15
Factor	DRH18-E	Temp. / Humidity	21°C /63%
Polarity	Vertical	Site / Test Engineer	AC2 / Marvin
Test Mode	802.11ax-40MHz_TX_Band1_CH 38_ANT 0+1	Test Voltage	AC 120V/60Hz

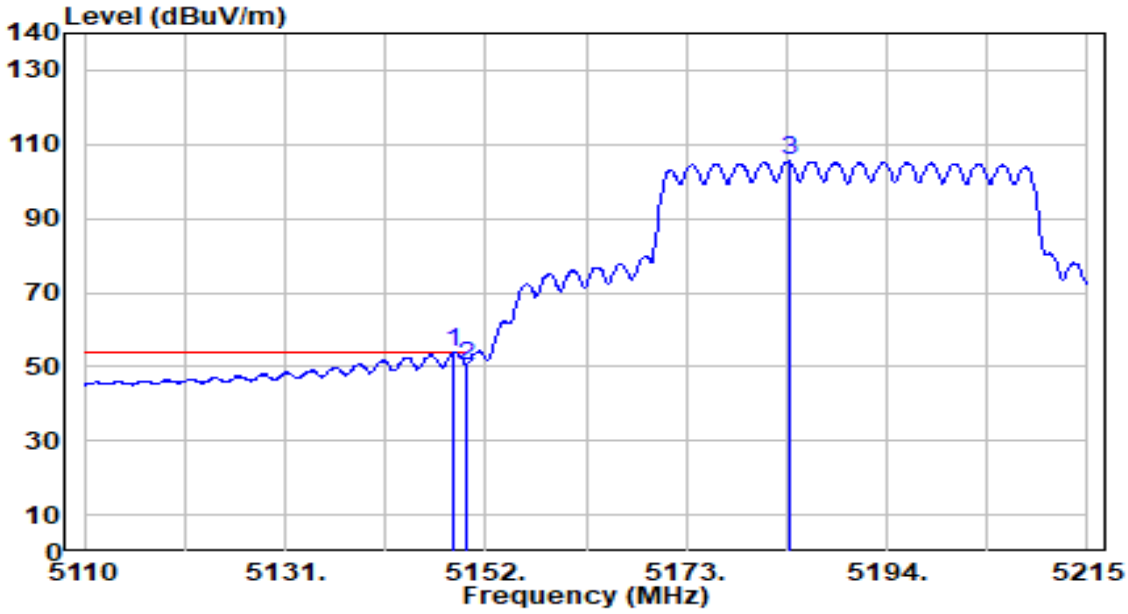

No		Frequency (MHz)	Reading (dBuV)	C.F (dB/m)	Measurement (dBuV/m)	Margin (dB)	Limit (dBuV/m)	Height (cm)	Angle (deg)	Remark (QP/PK/AV)
1	*	5148.535	52.07	1.82	53.88	-0.12	54.00	107	330	Average
2		5150.000	48.48	1.82	50.30	-3.70	54.00	107	330	Average
3		5183.710	103.52	1.87	105.40	N/A	N/A	107	330	Average

Note:

1. " *", means this data is the worst emission level.
2. C.F (Correction Factor) = Antenna Factor (dB/m)+ Cable Loss (dB) – Preamplifier(dB) + 10dB Attenuation.
3. Measurement (dBuV/m) = Reading(dBuV) + C.F (Correction Factor).
4. The emission levels of other frequencies are very lower than the limit and not show in test report.

EUT	BE3600 Dual-Band Wi-Fi 7 Gaming Router	Date of Test	2025-04-15
Factor	DRH18-E	Temp. / Humidity	21°C /63%
Polarity	Horizontal	Site / Test Engineer	AC2 / Marvin
Test Mode	802.11ax-40MHz_TX_Band2_CH 62_ANT 0+1	Test Voltage	AC 120V/60Hz

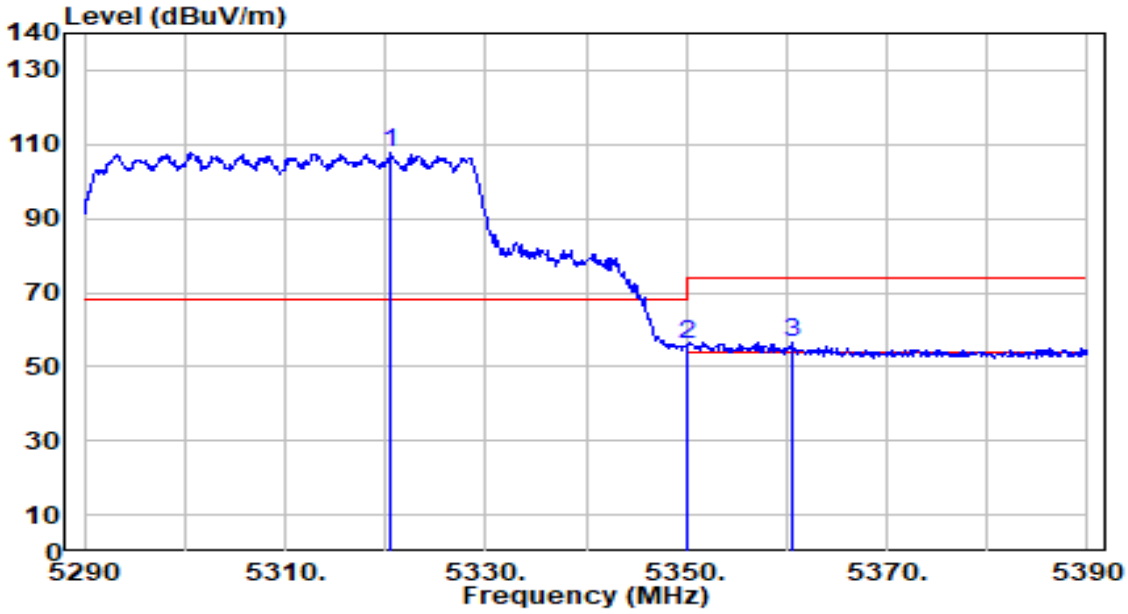

No		Frequency (MHz)	Reading (dBuV)	C.F (dB/m)	Measurement (dBuV/m)	Margin (dB)	Limit (dBuV/m)	Height (cm)	Angle (deg)	Remark (QP/PK/AV)
1		5320.600	105.99	1.73	107.72	N/A	N/A	324	156	Peak
2		5350.000	54.49	1.69	56.18	-17.82	74.00	324	156	Peak
3	*	5360.500	54.85	1.68	56.53	-17.47	74.00	324	156	Peak

Note:

1. " *", means this data is the worst emission level.
2. C.F (Correction Factor) = Antenna Factor (dB/m)+ Cable Loss (dB) – Preamplifier(dB) + 10dB Attenuation.
3. Measurement (dBuV/m) = Reading(dBuV) + C.F (Correction Factor).
4. The emission levels of other frequencies are very lower than the limit and not show in test report.

EUT	BE3600 Dual-Band Wi-Fi 7 Gaming Router	Date of Test	2025-04-15
Factor	DRH18-E	Temp. / Humidity	21°C /63%
Polarity	Horizontal	Site / Test Engineer	AC2 / Marvin
Test Mode	802.11ax-40MHz_TX_Band2_CH 62_ANT 0+1	Test Voltage	AC 120V/60Hz

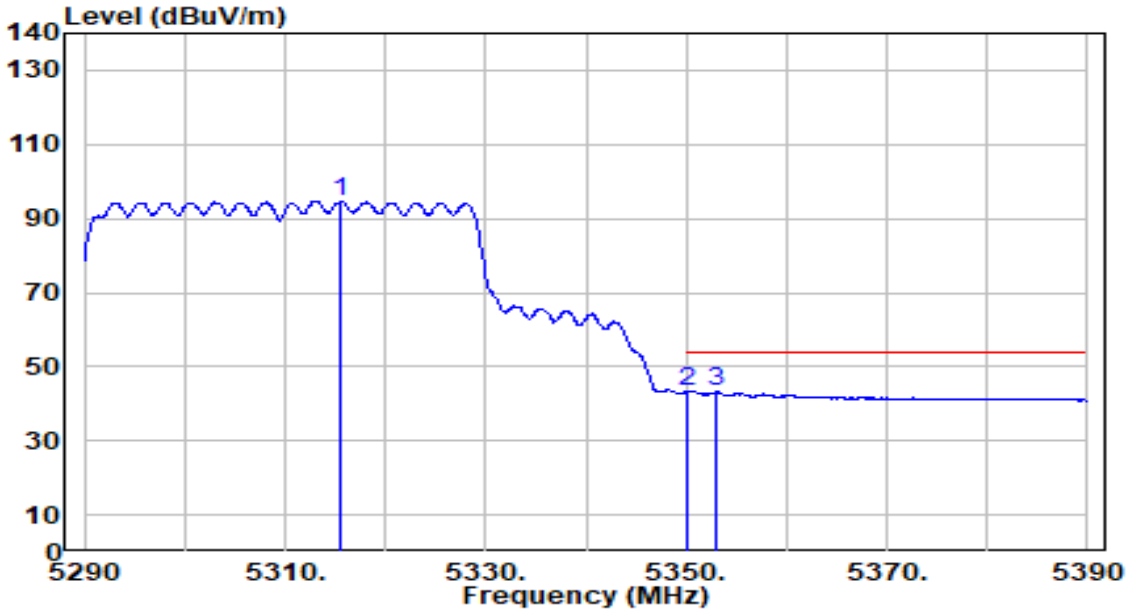

No		Frequency (MHz)	Reading (dBuV)	C.F (dB/m)	Measurement (dBuV/m)	Margin (dB)	Limit (dBuV/m)	Height (cm)	Angle (deg)	Remark (QP/PK/AV)
1		5315.500	92.88	1.74	94.62	N/A	N/A	324	156	Average
2	*	5350.000	41.58	1.69	43.27	-10.73	54.00	324	156	Average
3		5352.900	41.41	1.69	43.10	-10.90	54.00	324	156	Average

Note:

1. " *", means this data is the worst emission level.
2. C.F (Correction Factor) = Antenna Factor (dB/m)+ Cable Loss (dB) – Preamplifier(dB) + 10dB Attenuation.
3. Measurement (dBuV/m) = Reading(dBuV) + C.F (Correction Factor).
4. The emission levels of other frequencies are very lower than the limit and not show in test report.

EUT	BE3600 Dual-Band Wi-Fi 7 Gaming Router	Date of Test	2025-04-15
Factor	DRH18-E	Temp. / Humidity	21°C /63%
Polarity	Vertical	Site / Test Engineer	AC2 / Marvin
Test Mode	802.11ax-40MHz_TX_Band2_CH 62_ANT 0+1	Test Voltage	AC 120V/60Hz

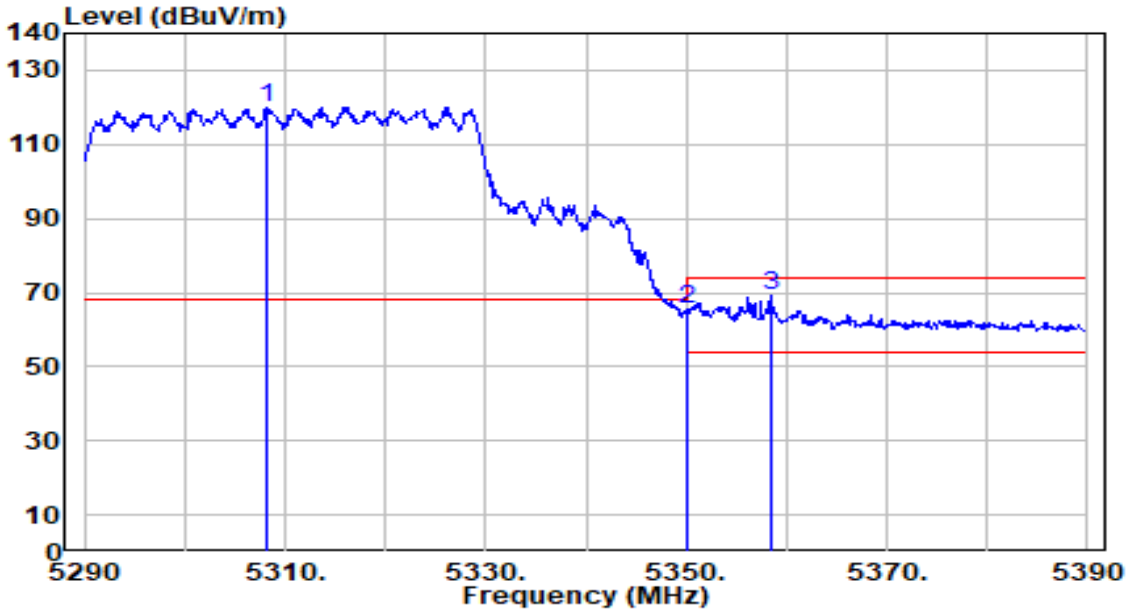

No		Frequency (MHz)	Reading (dBuV)	C.F (dB/m)	Measurement (dBuV/m)	Margin (dB)	Limit (dBuV/m)	Height (cm)	Angle (deg)	Remark (QP/PK/AV)
1		5308.100	118.42	1.75	120.16	N/A	N/A	148	331	Peak
2		5350.000	63.68	1.69	65.37	-8.63	74.00	148	331	Peak
3	*	5358.400	67.28	1.68	68.96	-5.04	74.00	148	331	Peak

Note:

1. " *", means this data is the worst emission level.
2. C.F (Correction Factor) = Antenna Factor (dB/m)+ Cable Loss (dB) – Preamplifier(dB) + 10dB Attenuation.
3. Measurement (dBuV/m) = Reading(dBuV) + C.F (Correction Factor).
4. The emission levels of other frequencies are very lower than the limit and not show in test report.

EUT	BE3600 Dual-Band Wi-Fi 7 Gaming Router	Date of Test	2025-04-15
Factor	DRH18-E	Temp. / Humidity	21°C /63%
Polarity	Vertical	Site / Test Engineer	AC2 / Marvin
Test Mode	802.11ax-40MHz_TX_Band2_CH 62_ANT 0+1	Test Voltage	AC 120V/60Hz

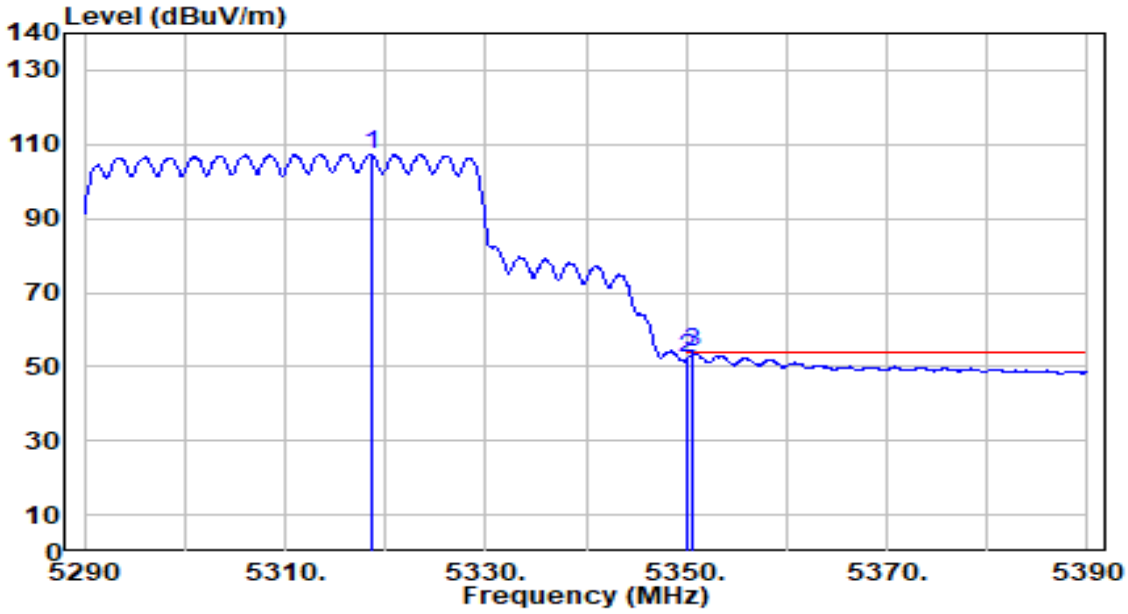

No		Frequency (MHz)	Reading (dBuV)	C.F (dB/m)	Measurement (dBuV/m)	Margin (dB)	Limit (dBuV/m)	Height (cm)	Angle (deg)	Remark (QP/PK/AV)
1		5318.600	105.62	1.73	107.35	N/A	N/A	148	331	Average
2		5350.000	50.77	1.69	52.46	-1.54	54.00	148	331	Average
3	*	5350.700	51.94	1.69	53.63	-0.37	54.00	148	331	Average

Note:

1. " *", means this data is the worst emission level.
2. C.F (Correction Factor) = Antenna Factor (dB/m)+ Cable Loss (dB) – Preamplifier(dB) + 10dB Attenuation.
3. Measurement (dBuV/m) = Reading(dBuV) + C.F (Correction Factor).
4. The emission levels of other frequencies are very lower than the limit and not show in test report.

EUT	BE3600 Dual-Band Wi-Fi 7 Gaming Router	Date of Test	2025-04-15
Factor	DRH18-E	Temp. / Humidity	21°C /63%
Polarity	Horizontal	Site / Test Engineer	AC2 / Marvin
Test Mode	802.11ax-40MHz_TX_Band3_CH 102_ANT 0+1	Test Voltage	AC 120V/60Hz

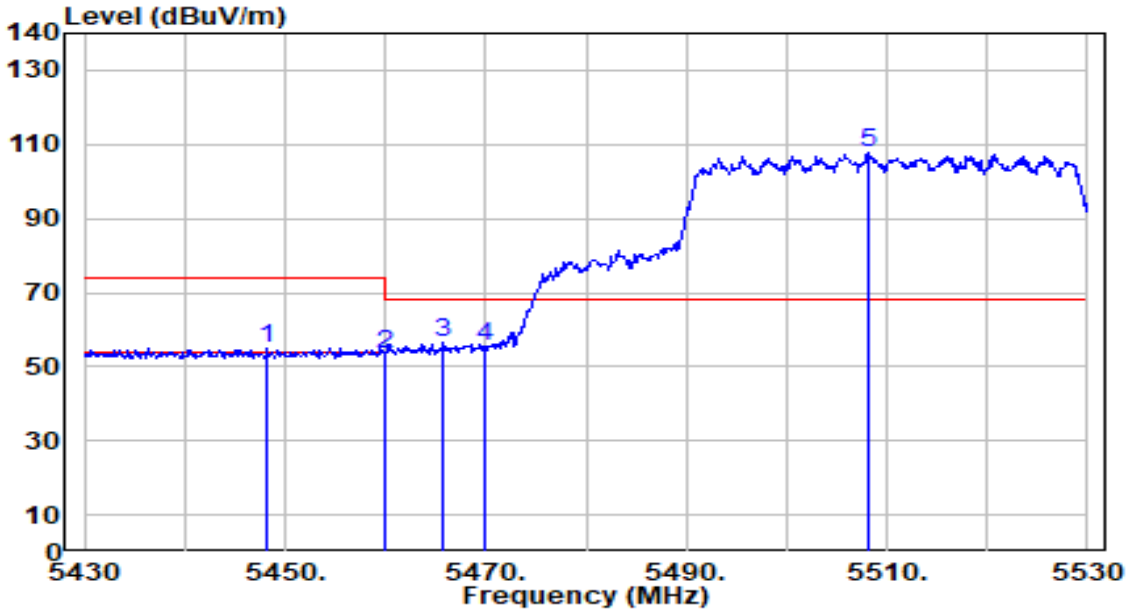

No		Frequency (MHz)	Reading (dBuV)	C.F (dB/m)	Measurement (dBuV/m)	Margin (dB)	Limit (dBuV/m)	Height (cm)	Angle (deg)	Remark (QP/PK/AV)
1		5448.300	53.10	1.82	54.92	-19.08	74.00	310	159	Peak
2		5460.000	51.66	1.87	53.53	-20.47	74.00	310	159	Peak
3	*	5465.800	54.65	1.90	56.55	-11.65	68.20	310	159	Peak
4		5470.000	53.57	1.92	55.49	-12.71	68.20	310	159	Peak
5		5508.100	105.45	2.08	107.53	N/A	N/A	310	159	Peak

Note:

1. " *", means this data is the worst emission level.
2. C.F (Correction Factor) = Antenna Factor (dB/m)+ Cable Loss (dB) – Preamplifier(dB) + 10dB Attenuation.
3. Measurement (dBuV/m) = Reading(dBuV) + C.F (Correction Factor).
4. The emission levels of other frequencies are very lower than the limit and not show in test report.

EUT	BE3600 Dual-Band Wi-Fi 7 Gaming Router	Date of Test	2025-04-15
Factor	DRH18-E	Temp. / Humidity	21°C /63%
Polarity	Horizontal	Site / Test Engineer	AC2 / Marvin
Test Mode	802.11ax-40MHz_TX_Band3_CH 102_ANT 0+1	Test Voltage	AC 120V/60Hz

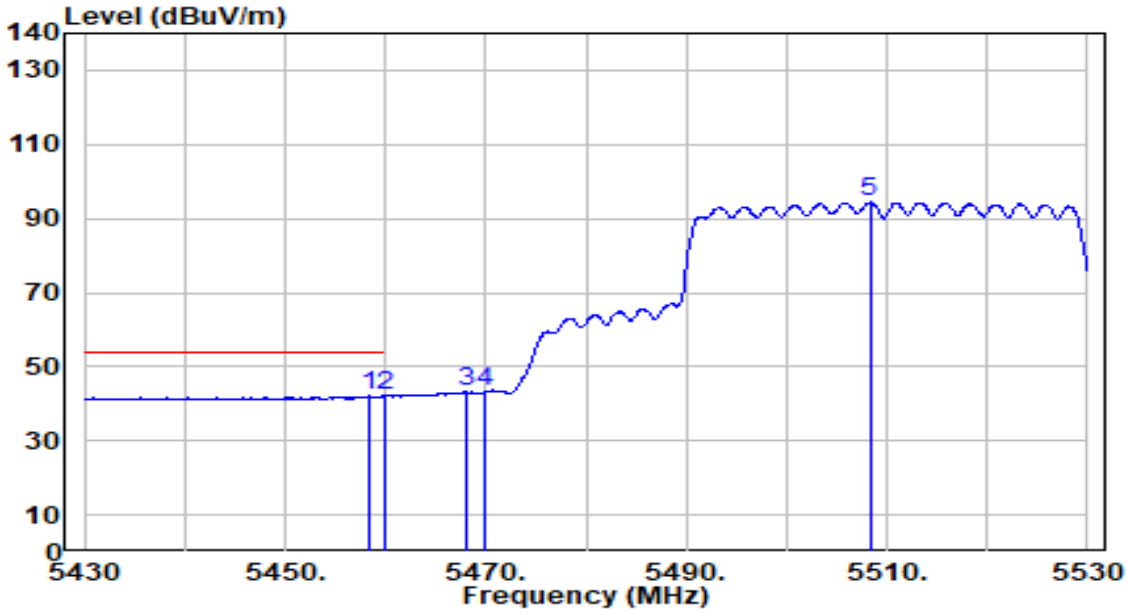

No		Frequency (MHz)	Reading (dBuV)	C.F (dB/m)	Measurement (dBuV/m)	Margin (dB)	Limit (dBuV/m)	Height (cm)	Angle (deg)	Remark (QP/PK/AV)
1		5458.500	40.26	1.87	42.13	-11.87	54.00	310	159	Average
2	*	5460.000	40.32	1.87	42.19	-11.81	54.00	310	159	Average
3		5468.000	41.22	1.91	43.13	N/A	N/A	310	159	Average
4		5470.000	41.28	1.92	43.19	N/A	N/A	310	159	Average
5		5508.300	92.31	2.08	94.39	N/A	N/A	310	159	Average

Note:

1. " *", means this data is the worst emission level.
2. C.F (Correction Factor) = Antenna Factor (dB/m)+ Cable Loss (dB) – Preamplifier(dB) + 10dB Attenuation.
3. Measurement (dBuV/m) = Reading(dBuV) + C.F (Correction Factor).
4. The emission levels of other frequencies are very lower than the limit and not show in test report.

EUT	BE3600 Dual-Band Wi-Fi 7 Gaming Router	Date of Test	2025-04-15
Factor	DRH18-E	Temp. / Humidity	21°C /63%
Polarity	Vertical	Site / Test Engineer	AC2 / Marvin
Test Mode	802.11ax-40MHz_TX_Band3_CH 102_ANT 0+1	Test Voltage	AC 120V/60Hz

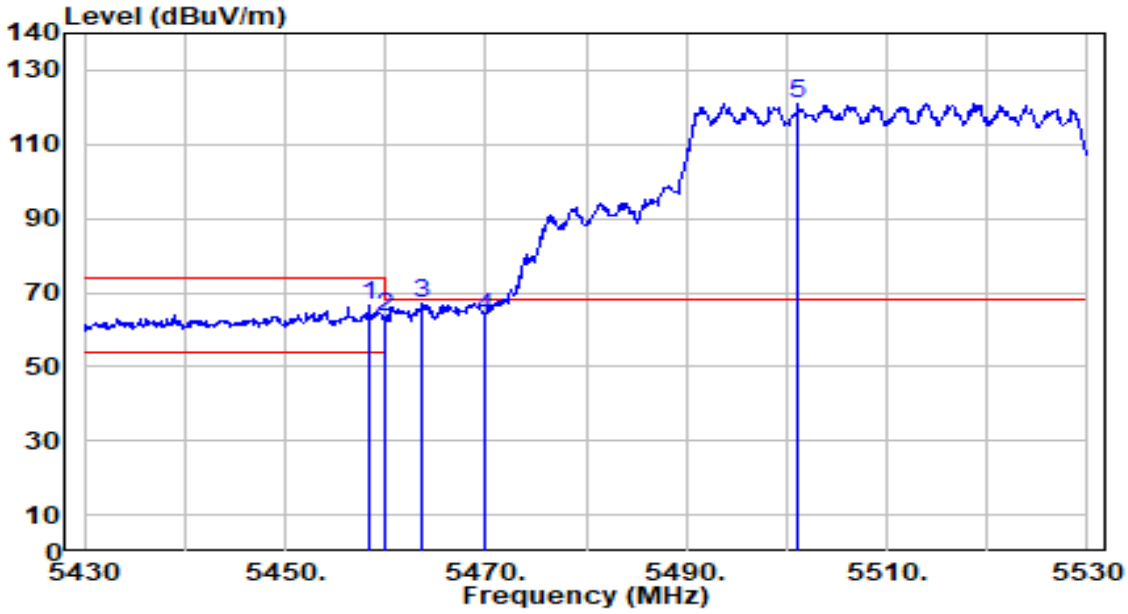

No		Frequency (MHz)	Reading (dBuV)	C.F (dB/m)	Measurement (dBuV/m)	Margin (dB)	Limit (dBuV/m)	Height (cm)	Angle (deg)	Remark (QP/PK/AV)
1		5458.300	64.87	1.87	66.74	-7.26	74.00	133	335	Peak
2		5460.000	61.30	1.87	63.18	-10.82	74.00	133	335	Peak
3	*	5463.600	65.03	1.89	66.92	-1.28	68.20	133	335	Peak
4		5470.000	61.68	1.92	63.59	-4.61	68.20	133	335	Peak
5		5501.200	118.92	2.05	120.97	N/A	N/A	133	335	Peak

Note:

1. " *", means this data is the worst emission level.
2. C.F (Correction Factor) = Antenna Factor (dB/m)+ Cable Loss (dB) – Preamplifier(dB) + 10dB Attenuation.
3. Measurement (dBuV/m) = Reading(dBuV) + C.F (Correction Factor).
4. The emission levels of other frequencies are very lower than the limit and not show in test report.

EUT	BE3600 Dual-Band Wi-Fi 7 Gaming Router	Date of Test	2025-04-15
Factor	DRH18-E	Temp. / Humidity	21°C /63%
Polarity	Vertical	Site / Test Engineer	AC2 / Marvin
Test Mode	802.11ax-40MHz_TX_Band3_CH 102_ANT 0+1	Test Voltage	AC 120V/60Hz

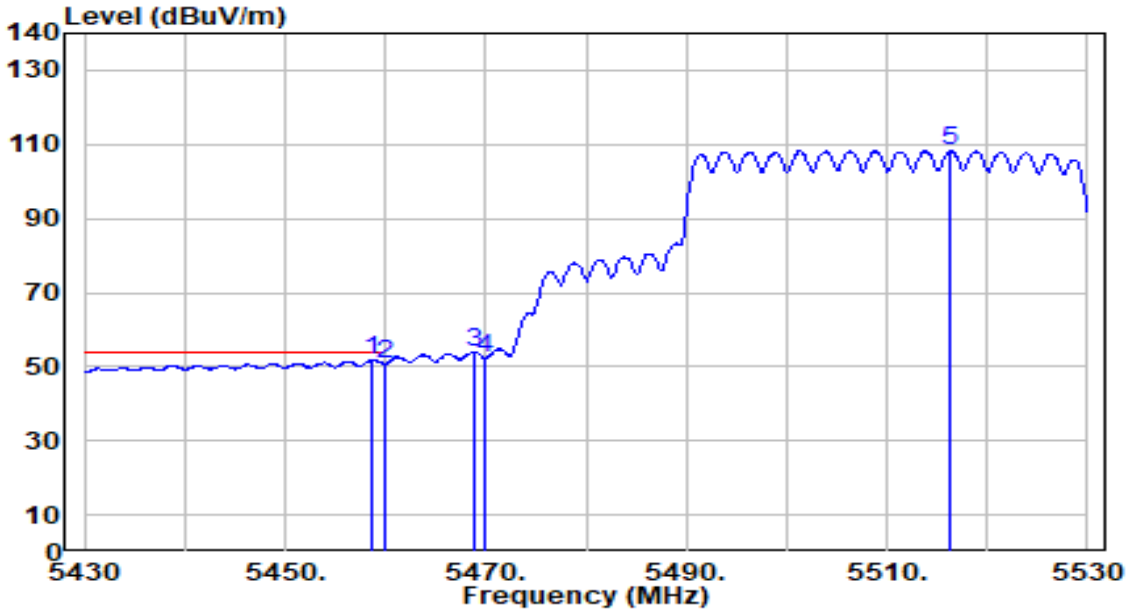

No		Frequency (MHz)	Reading (dBuV)	C.F (dB/m)	Measurement (dBuV/m)	Margin (dB)	Limit (dBuV/m)	Height (cm)	Angle (deg)	Remark (QP/PK/AV)
1	*	5458.700	50.13	1.87	52.00	-2.00	54.00	133	335	Average
2		5460.000	48.85	1.87	50.72	-3.28	54.00	133	335	Average
3		5468.900	52.17	1.91	54.08	N/A	N/A	133	335	Average
4		5470.000	50.42	1.92	52.34	N/A	N/A	133	335	Average
5		5516.300	106.13	2.12	108.25	N/A	N/A	133	335	Average

Note:

1. " *", means this data is the worst emission level.
2. C.F (Correction Factor) = Antenna Factor (dB/m)+ Cable Loss (dB) – Preamplifier(dB) + 10dB Attenuation.
3. Measurement (dBuV/m) = Reading(dBuV) + C.F (Correction Factor).
4. The emission levels of other frequencies are very lower than the limit and not show in test report.

EUT	BE3600 Dual-Band Wi-Fi 7 Gaming Router	Date of Test	2025-04-15
Factor	DRH18-E	Temp. / Humidity	21°C /63%
Polarity	Horizontal	Site / Test Engineer	AC2 / Marvin
Test Mode	802.11ax-40MHz_TX_Band3_CH 134_ANT 0+1	Test Voltage	AC 120V/60Hz

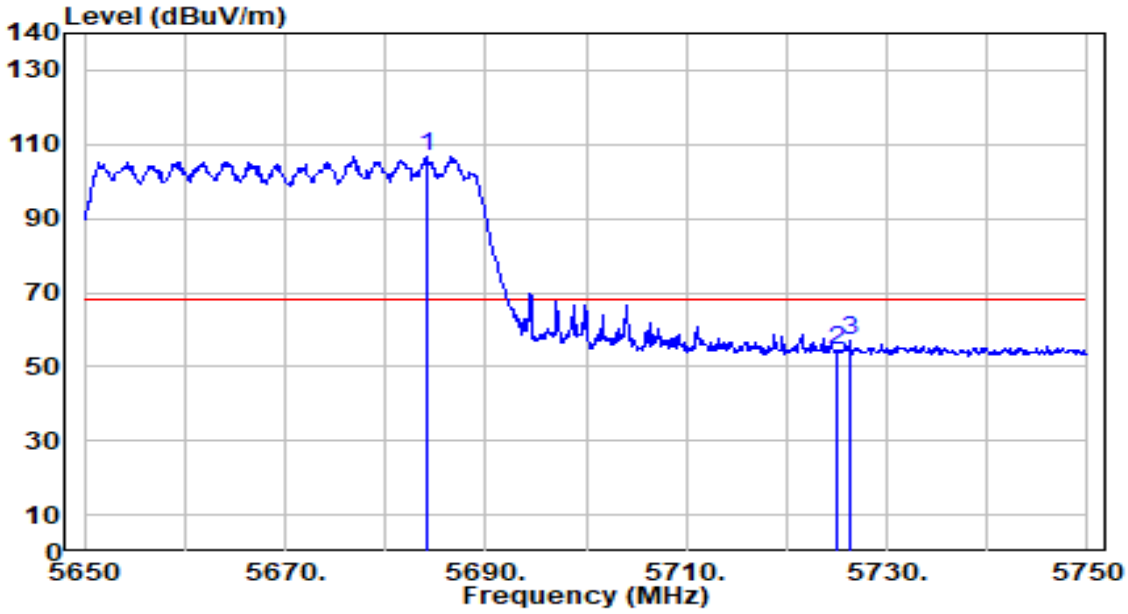

No		Frequency (MHz)	Reading (dBuV)	C.F (dB/m)	Measurement (dBuV/m)	Margin (dB)	Limit (dBuV/m)	Height (cm)	Angle (deg)	Remark (QP/PK/AV)
1		5684.100	103.99	2.94	106.93	N/A	N/A	272	333	Peak
2		5725.000	51.25	3.14	54.39	-13.81	68.20	272	333	Peak
3	*	5726.300	53.91	3.15	57.05	-11.15	68.20	272	333	Peak

Note:

1. " *", means this data is the worst emission level.
2. C.F (Correction Factor) = Antenna Factor (dB/m)+ Cable Loss (dB) – Preamplifier(dB) + 10dB Attenuation.
3. Measurement (dBuV/m) = Reading(dBuV) + C.F (Correction Factor).
4. The emission levels of other frequencies are very lower than the limit and not show in test report.

EUT	BE3600 Dual-Band Wi-Fi 7 Gaming Router	Date of Test	2025-04-15
Factor	DRH18-E	Temp. / Humidity	21°C /63%
Polarity	Vertical	Site / Test Engineer	AC2 / Marvin
Test Mode	802.11ax-40MHz_TX_Band3_CH 134_ANT 0+1	Test Voltage	AC 120V/60Hz

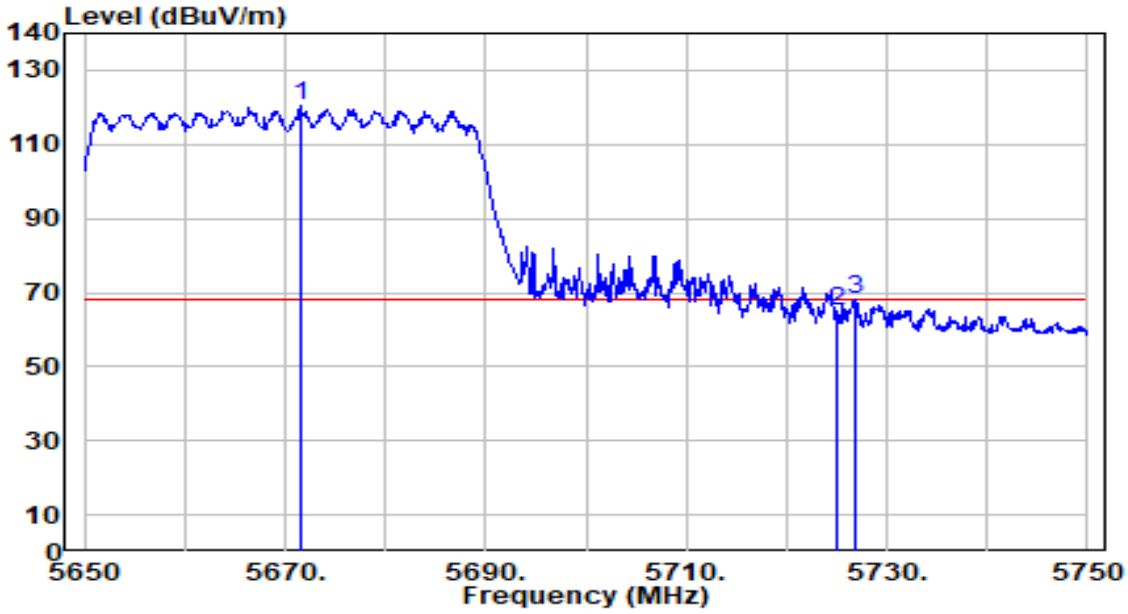

No		Frequency (MHz)	Reading (dBuV)	C.F (dB/m)	Measurement (dBuV/m)	Margin (dB)	Limit (dBuV/m)	Height (cm)	Angle (deg)	Remark (QP/PK/AV)
1		5671.500	117.33	2.88	120.21	N/A	N/A	172	0	Peak
2		5725.000	61.68	3.14	64.82	-3.38	68.20	172	0	Peak
3	*	5726.800	64.91	3.15	68.06	-0.14	68.20	172	0	Peak

Note:

1. " *", means this data is the worst emission level.
2. C.F (Correction Factor) = Antenna Factor (dB/m)+ Cable Loss (dB) – Preamplifier(dB) + 10dB Attenuation.
3. Measurement (dBuV/m) = Reading(dBuV) + C.F (Correction Factor).
4. The emission levels of other frequencies are very lower than the limit and not show in test report.

EUT	BE3600 Dual-Band Wi-Fi 7 Gaming Router	Date of Test	2025-04-16
Factor	DRH18-E	Temp. / Humidity	21°C /63%
Polarity	Horizontal	Site / Test Engineer	AC2 / Marvin
Test Mode	802.11ax-40MHz_TX_Band4_CH 151_ANT 0+1	Test Voltage	AC 120V/60Hz

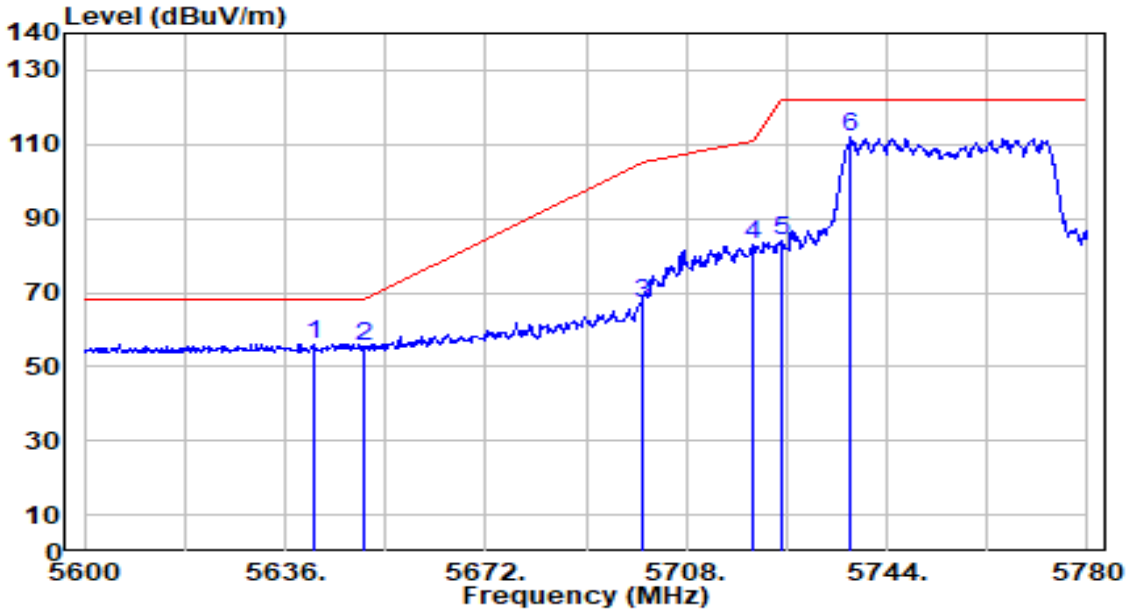

No		Frequency (MHz)	Reading (dBuV)	C.F (dB/m)	Measurement (dBuV/m)	Margin (dB)	Limit (dBuV/m)	Height (cm)	Angle (deg)	Remark (QP/PK/AV)
1	*	5641.400	53.39	2.74	56.12	-12.08	68.20	100	282	Peak
2		5650.000	52.62	2.78	55.40	-12.80	68.20	100	282	Peak
3		5700.000	64.33	3.02	67.35	-37.85	105.20	100	282	Peak
4		5720.000	79.75	3.12	82.86	-27.94	110.80	100	282	Peak
5		5725.000	80.77	3.14	83.91	-38.29	122.20	100	282	Peak
6		5737.340	109.04	3.20	112.24	N/A	N/A	100	282	Peak

Note:

1. " *", means this data is the worst emission level.
2. C.F (Correction Factor) = Antenna Factor (dB/m)+ Cable Loss (dB) – Preamplifier(dB) + 10dB Attenuation.
3. Measurement (dBuV/m) = Reading(dBuV) + C.F (Correction Factor).
4. The emission levels of other frequencies are very lower than the limit and not show in test report.

EUT	BE3600 Dual-Band Wi-Fi 7 Gaming Router	Date of Test	2025-04-16
Factor	DRH18-E	Temp. / Humidity	21°C /63%
Polarity	Vertical	Site / Test Engineer	AC2 / Marvin
Test Mode	802.11ax-40MHz_TX_Band4_CH 151_ANT 0+1	Test Voltage	AC 120V/60Hz

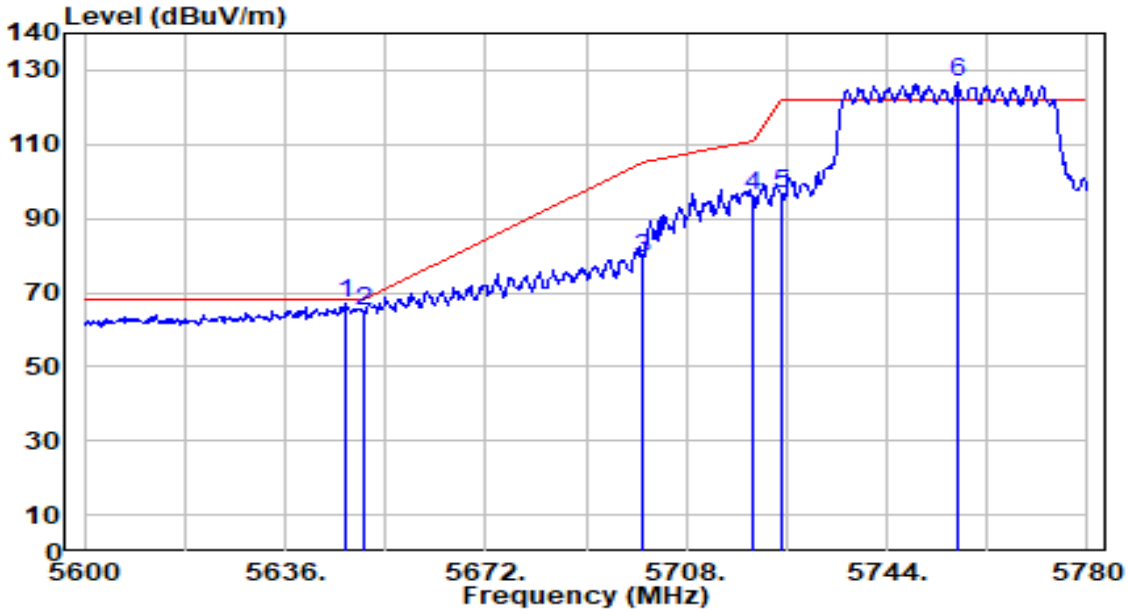

No		Frequency (MHz)	Reading (dBuV)	C.F (dB/m)	Measurement (dBuV/m)	Margin (dB)	Limit (dBuV/m)	Height (cm)	Angle (deg)	Remark (QP/PK/AV)
1	*	5646.980	64.09	2.76	66.85	-1.35	68.20	167	360	Peak
2		5650.000	62.38	2.78	65.16	-3.04	68.20	167	360	Peak
3		5700.000	76.42	3.02	79.44	-25.76	105.20	167	360	Peak
4		5720.000	92.83	3.12	95.94	-14.86	110.80	167	360	Peak
5		5725.000	93.40	3.14	96.54	-25.66	122.20	167	360	Peak
6		5756.600	123.62	3.30	126.92	N/A	N/A	167	360	Peak

Note:

1. " *", means this data is the worst emission level.
2. C.F (Correction Factor) = Antenna Factor (dB/m)+ Cable Loss (dB) – Preamplifier(dB) + 10dB Attenuation.
3. Measurement (dBuV/m) = Reading(dBuV) + C.F (Correction Factor).
4. The emission levels of other frequencies are very lower than the limit and not show in test report.

EUT	BE3600 Dual-Band Wi-Fi 7 Gaming Router	Date of Test	2025-04-16
Factor	DRH18-E	Temp. / Humidity	21°C /63%
Polarity	Horizontal	Site / Test Engineer	AC2 / Marvin
Test Mode	802.11ax-40MHz_TX_Band4_CH 159_ANT 0+1	Test Voltage	AC 120V/60Hz

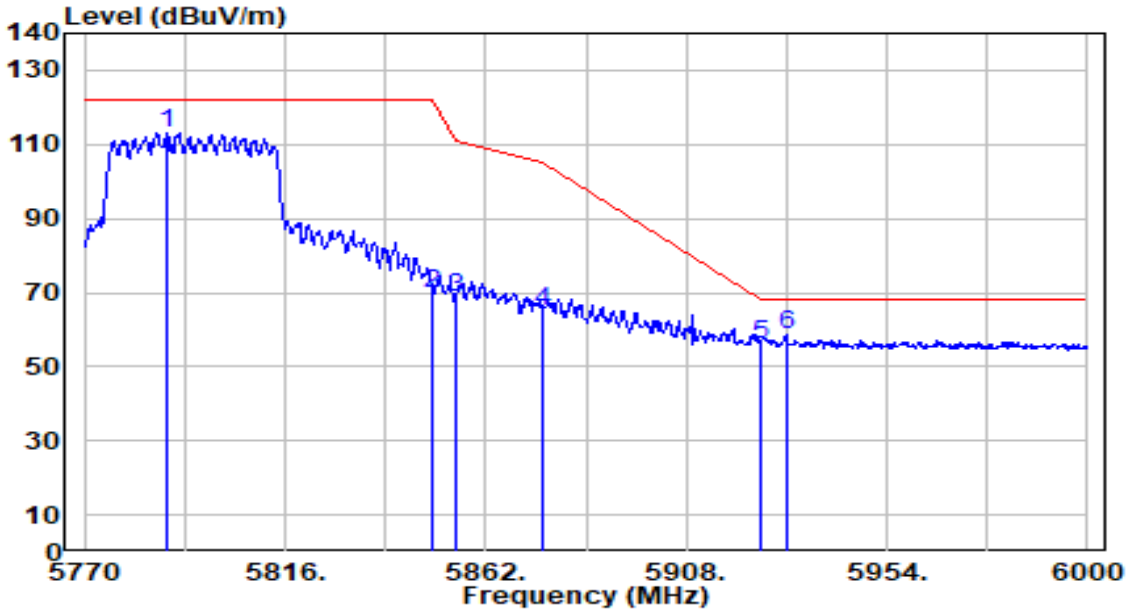

No		Frequency (MHz)	Reading (dBuV)	C.F (dB/m)	Measurement (dBuV/m)	Margin (dB)	Limit (dBuV/m)	Height (cm)	Angle (deg)	Remark (QP/PK/AV)
1		5788.860	109.73	3.46	113.18	N/A	N/A	131	252	Peak
2		5850.000	66.28	3.51	69.78	-52.42	122.20	131	252	Peak
3		5855.000	64.97	3.51	68.48	-42.32	110.80	131	252	Peak
4		5875.000	61.62	3.50	65.12	-40.08	105.20	131	252	Peak
5		5925.000	52.37	3.51	55.88	-12.32	68.20	131	252	Peak
6	*	5931.000	54.88	3.51	58.39	-9.81	68.20	131	252	Peak

Note:

1. " *", means this data is the worst emission level.
2. C.F (Correction Factor) = Antenna Factor (dB/m)+ Cable Loss (dB) – Preamplifier(dB) + 10dB Attenuation.
3. Measurement (dBuV/m) = Reading(dBuV) + C.F (Correction Factor).
4. The emission levels of other frequencies are very lower than the limit and not show in test report.

EUT	BE3600 Dual-Band Wi-Fi 7 Gaming Router	Date of Test	2025-04-16
Factor	DRH18-E	Temp. / Humidity	21°C /63%
Polarity	Vertical	Site / Test Engineer	AC2 / Marvin
Test Mode	802.11ax-40MHz_TX_Band4_CH 159_ANT 0+1	Test Voltage	AC 120V/60Hz

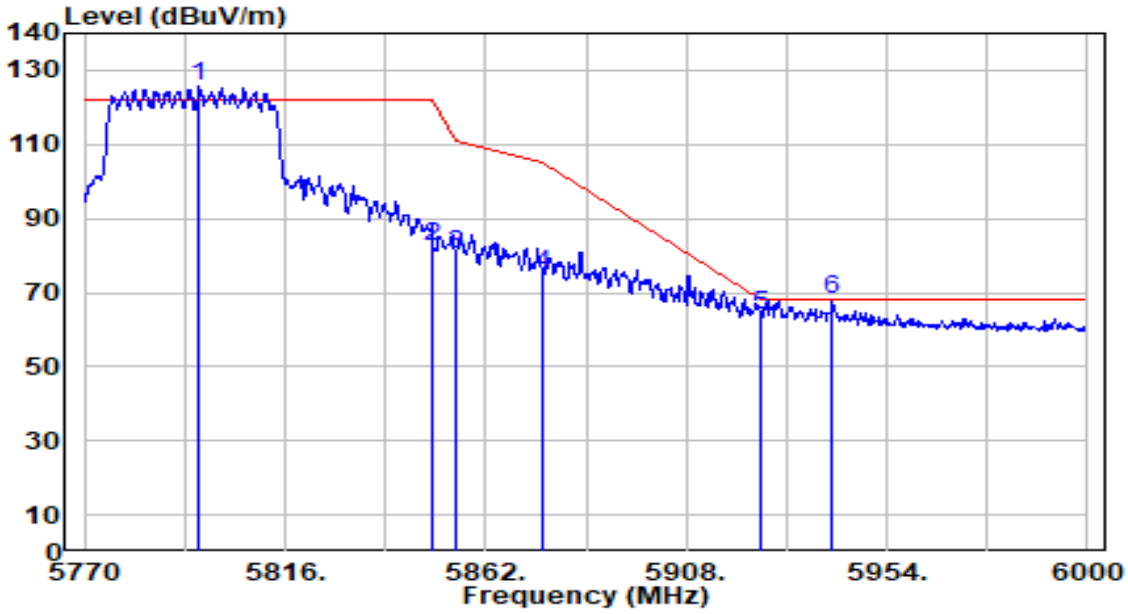

No		Frequency (MHz)	Reading (dBuV)	C.F (dB/m)	Measurement (dBuV/m)	Margin (dB)	Limit (dBuV/m)	Height (cm)	Angle (deg)	Remark (QP/PK/AV)
1		5796.220	122.23	3.50	125.73	N/A	N/A	172	360	Peak
2		5850.000	78.75	3.51	82.26	-39.94	122.20	172	360	Peak
3		5855.000	76.98	3.51	80.49	-30.31	110.80	172	360	Peak
4		5875.000	71.72	3.50	75.23	-29.97	105.20	172	360	Peak
5		5925.000	60.46	3.51	63.97	-4.23	68.20	172	360	Peak
6	*	5941.350	64.52	3.52	68.04	-0.16	68.20	172	360	Peak

Note:

1. " *", means this data is the worst emission level.
2. C.F (Correction Factor) = Antenna Factor (dB/m)+ Cable Loss (dB) – Preamplifier(dB) + 10dB Attenuation.
3. Measurement (dBuV/m) = Reading(dBuV) + C.F (Correction Factor).
4. The emission levels of other frequencies are very lower than the limit and not show in test report.

EUT	BE3600 Dual-Band Wi-Fi 7 Gaming Router	Date of Test	2025-04-15
Factor	DRH18-E	Temp. / Humidity	21°C /63%
Polarity	Horizontal	Site / Test Engineer	AC2 / Marvin
Test Mode	802.11ax-80MHz_TX_Band1_CH 42_ANT 0+1	Test Voltage	AC 120V/60Hz

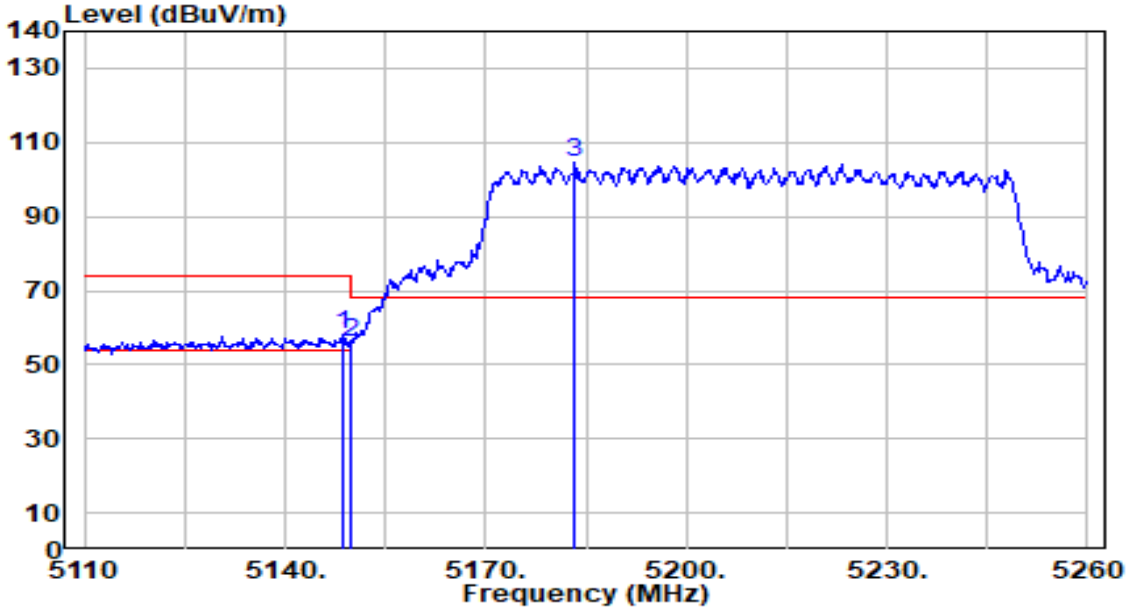

No		Frequency (MHz)	Reading (dBuV)	C.F (dB/m)	Measurement (dBuV/m)	Margin (dB)	Limit (dBuV/m)	Height (cm)	Angle (deg)	Remark (QP/PK/AV)
1	*	5148.700	56.12	1.82	57.94	-16.06	74.00	323	157	Peak
2		5150.000	54.25	1.82	56.07	-17.93	74.00	323	157	Peak
3		5183.350	102.59	1.87	104.46	N/A	N/A	323	157	Peak

Note:

1. " *", means this data is the worst emission level.
2. C.F (Correction Factor) = Antenna Factor (dB/m)+ Cable Loss (dB) – Preamplifier(dB) + 10dB Attenuation.
3. Measurement (dBuV/m) = Reading(dBuV) + C.F (Correction Factor).
4. The emission levels of other frequencies are very lower than the limit and not show in test report.

EUT	BE3600 Dual-Band Wi-Fi 7 Gaming Router	Date of Test	2025-04-15
Factor	DRH18-E	Temp. / Humidity	21°C /63%
Polarity	Horizontal	Site / Test Engineer	AC2 / Marvin
Test Mode	802.11ax-80MHz_TX_Band1_CH 42_ANT 0+1	Test Voltage	AC 120V/60Hz

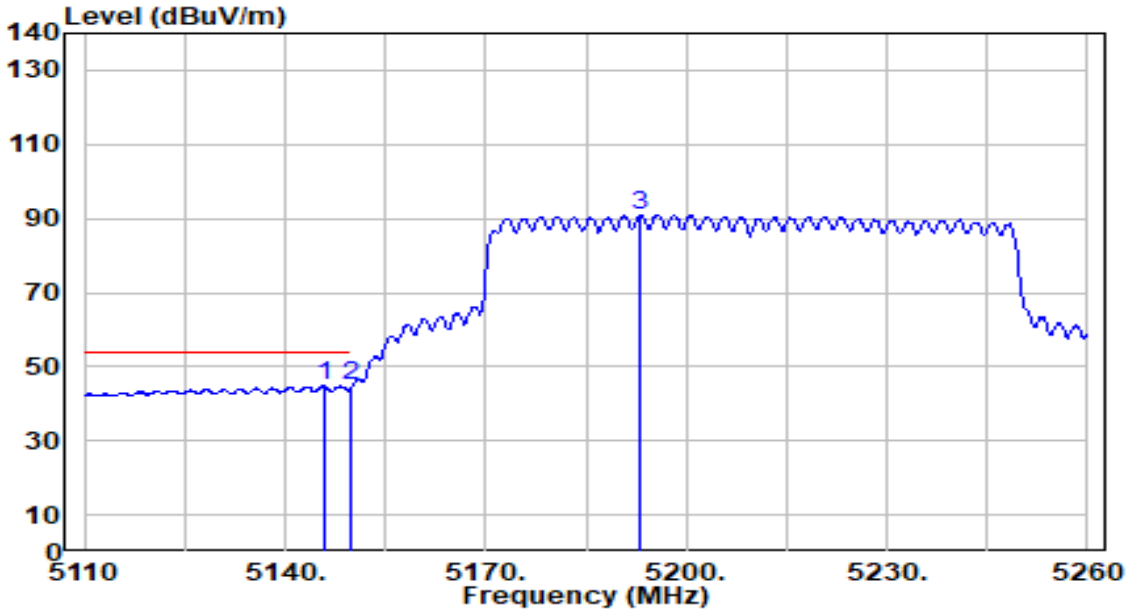

No		Frequency (MHz)	Reading (dBuV)	C.F (dB/m)	Measurement (dBuV/m)	Margin (dB)	Limit (dBuV/m)	Height (cm)	Angle (deg)	Remark (QP/PK/AV)
1	*	5145.850	43.10	1.81	44.91	-9.09	54.00	323	157	Average
2		5150.000	42.96	1.82	44.78	-9.22	54.00	323	157	Average
3		5193.250	89.08	1.89	90.97	N/A	N/A	323	157	Average

Note:

1. " *", means this data is the worst emission level.
2. C.F (Correction Factor) = Antenna Factor (dB/m)+ Cable Loss (dB) – Preamplifier(dB) + 10dB Attenuation.
3. Measurement (dBuV/m) = Reading(dBuV) + C.F (Correction Factor).
4. The emission levels of other frequencies are very lower than the limit and not show in test report.

EUT	BE3600 Dual-Band Wi-Fi 7 Gaming Router	Date of Test	2025-04-15
Factor	DRH18-E	Temp. / Humidity	21°C /63%
Polarity	Vertical	Site / Test Engineer	AC2 / Marvin
Test Mode	802.11ax-80MHz_TX_Band1_CH 42_ANT 0+1	Test Voltage	AC 120V/60Hz

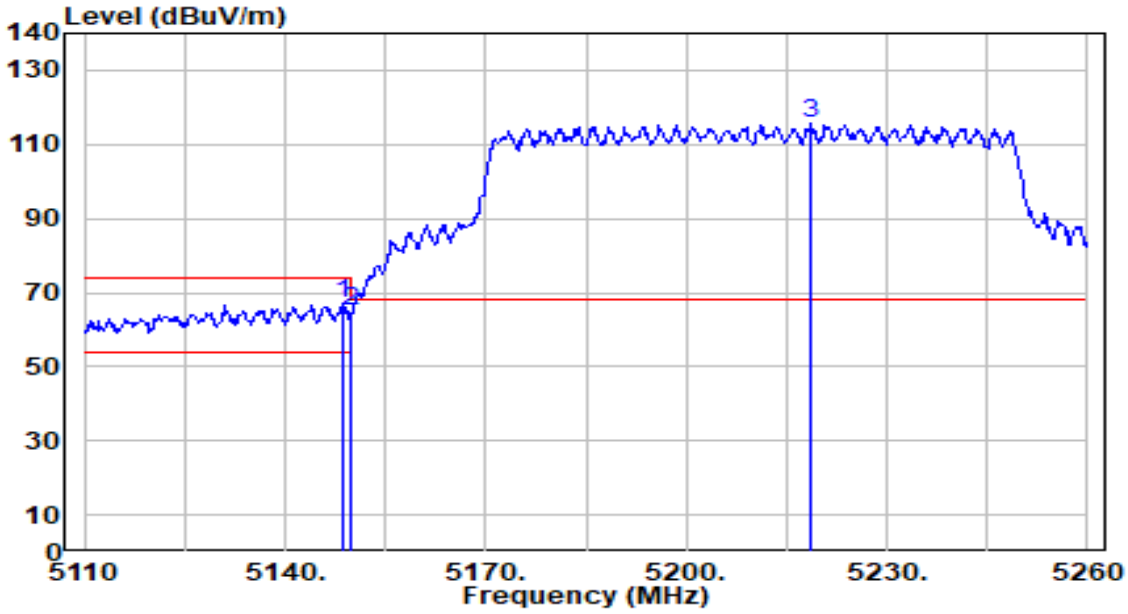

No		Frequency (MHz)	Reading (dBuV)	C.F (dB/m)	Measurement (dBuV/m)	Margin (dB)	Limit (dBuV/m)	Height (cm)	Angle (deg)	Remark (QP/PK/AV)
1	*	5148.550	65.02	1.82	66.84	-7.16	74.00	116	330	Peak
2		5150.000	63.06	1.82	64.88	-9.12	74.00	116	330	Peak
3		5218.750	113.59	1.88	115.47	N/A	N/A	116	330	Peak

Note:

1. " *", means this data is the worst emission level.
2. C.F (Correction Factor) = Antenna Factor (dB/m)+ Cable Loss (dB) – Preamplifier(dB) + 10dB Attenuation.
3. Measurement (dBuV/m) = Reading(dBuV) + C.F (Correction Factor).
4. The emission levels of other frequencies are very lower than the limit and not show in test report.

EUT	BE3600 Dual-Band Wi-Fi 7 Gaming Router	Date of Test	2025-04-15
Factor	DRH18-E	Temp. / Humidity	21°C /63%
Polarity	Vertical	Site / Test Engineer	AC2 / Marvin
Test Mode	802.11ax-80MHz_TX_Band1_CH 42_ANT 0+1	Test Voltage	AC 120V/60Hz

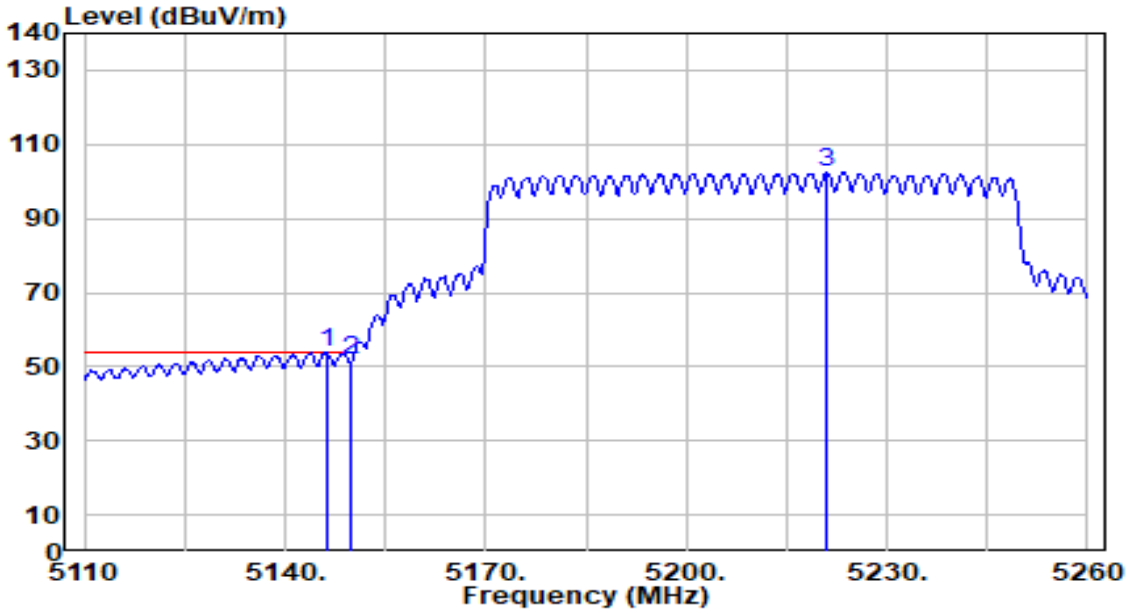

No		Frequency (MHz)	Reading (dBuV)	C.F (dB/m)	Measurement (dBuV/m)	Margin (dB)	Limit (dBuV/m)	Height (cm)	Angle (deg)	Remark (QP/PK/AV)
1	*	5146.150	52.09	1.81	53.90	-0.10	54.00	116	330	Average
2		5150.000	49.86	1.82	51.68	-2.32	54.00	116	330	Average
3		5221.000	100.56	1.87	102.44	N/A	N/A	116	330	Average

Note:

1. " *", means this data is the worst emission level.
2. C.F (Correction Factor) = Antenna Factor (dB/m)+ Cable Loss (dB) – Preamplifier(dB) + 10dB Attenuation.
3. Measurement (dBuV/m) = Reading(dBuV) + C.F (Correction Factor).
4. The emission levels of other frequencies are very lower than the limit and not show in test report.

EUT	BE3600 Dual-Band Wi-Fi 7 Gaming Router	Date of Test	2025-04-15
Factor	DRH18-E	Temp. / Humidity	21°C /63%
Polarity	Horizontal	Site / Test Engineer	AC2 / Marvin
Test Mode	802.11ax-80MHz_TX_Band2_CH 58_ANT 0+1	Test Voltage	AC 120V/60Hz

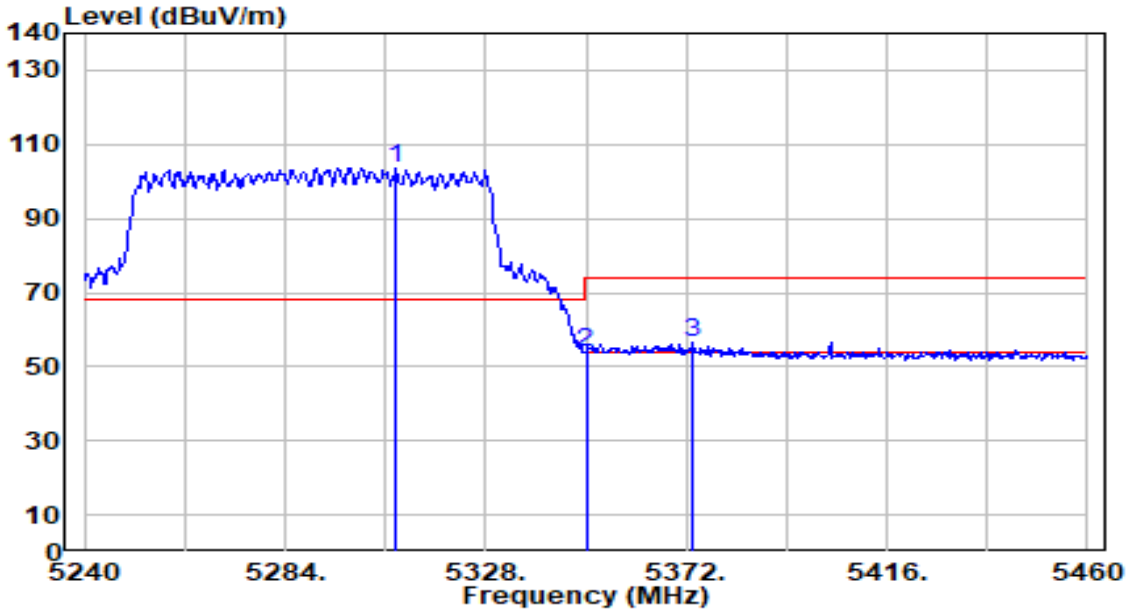

No		Frequency (MHz)	Reading (dBuV)	C.F (dB/m)	Measurement (dBuV/m)	Margin (dB)	Limit (dBuV/m)	Height (cm)	Angle (deg)	Remark (QP/PK/AV)
1		5308.200	101.91	1.75	103.66	N/A	N/A	328	157	Peak
2		5350.000	52.34	1.69	54.03	-19.97	74.00	328	157	Peak
3	*	5373.540	54.94	1.66	56.60	-17.40	74.00	328	157	Peak

Note:

1. " *", means this data is the worst emission level.
2. C.F (Correction Factor) = Antenna Factor (dB/m)+ Cable Loss (dB) – Preamplifier(dB) + 10dB Attenuation.
3. Measurement (dBuV/m) = Reading(dBuV) + C.F (Correction Factor).
4. The emission levels of other frequencies are very lower than the limit and not show in test report.

EUT	BE3600 Dual-Band Wi-Fi 7 Gaming Router	Date of Test	2025-04-15
Factor	DRH18-E	Temp. / Humidity	21°C /63%
Polarity	Horizontal	Site / Test Engineer	AC2 / Marvin
Test Mode	802.11ax-80MHz_TX_Band2_CH 58_ANT 0+1	Test Voltage	AC 120V/60Hz

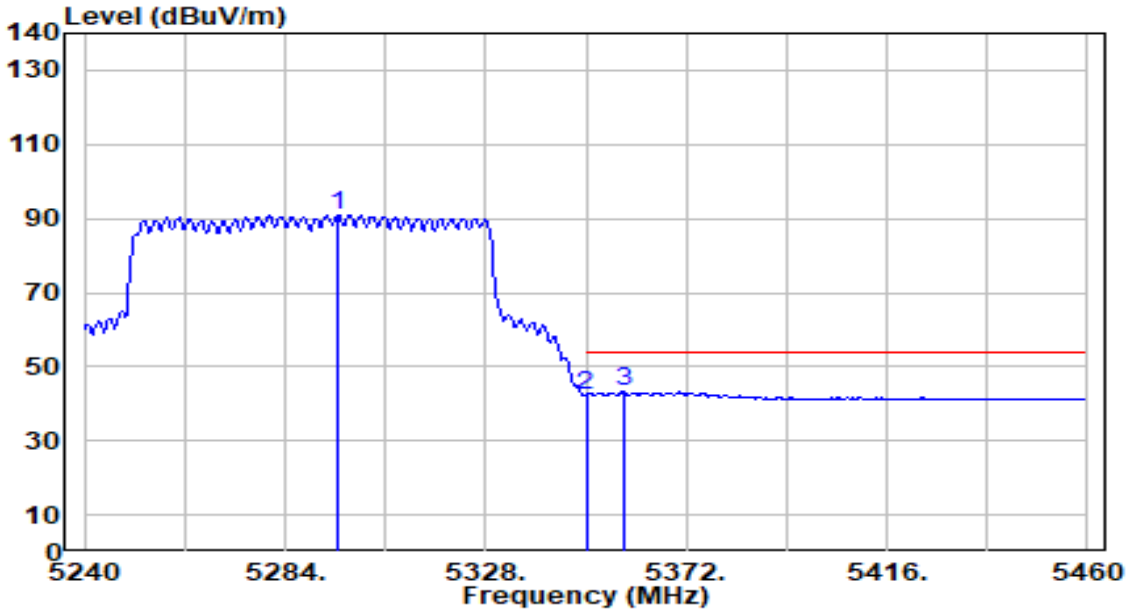

No		Frequency (MHz)	Reading (dBuV)	C.F (dB/m)	Measurement (dBuV/m)	Margin (dB)	Limit (dBuV/m)	Height (cm)	Angle (deg)	Remark (QP/PK/AV)
1		5295.660	89.20	1.76	90.96	N/A	N/A	328	157	Average
2		5350.000	40.77	1.69	42.47	-11.53	54.00	328	157	Average
3	*	5358.140	41.58	1.68	43.26	-10.74	54.00	328	157	Average

Note:

1. " *", means this data is the worst emission level.
2. C.F (Correction Factor) = Antenna Factor (dB/m)+ Cable Loss (dB) – Preamplifier(dB) + 10dB Attenuation.
3. Measurement (dBuV/m) = Reading(dBuV) + C.F (Correction Factor).
4. The emission levels of other frequencies are very lower than the limit and not show in test report.

EUT	BE3600 Dual-Band Wi-Fi 7 Gaming Router	Date of Test	2025-04-15
Factor	DRH18-E	Temp. / Humidity	21°C /63%
Polarity	Vertical	Site / Test Engineer	AC2 / Marvin
Test Mode	802.11ax-80MHz_TX_Band2_CH 58_ANT 0+1	Test Voltage	AC 120V/60Hz

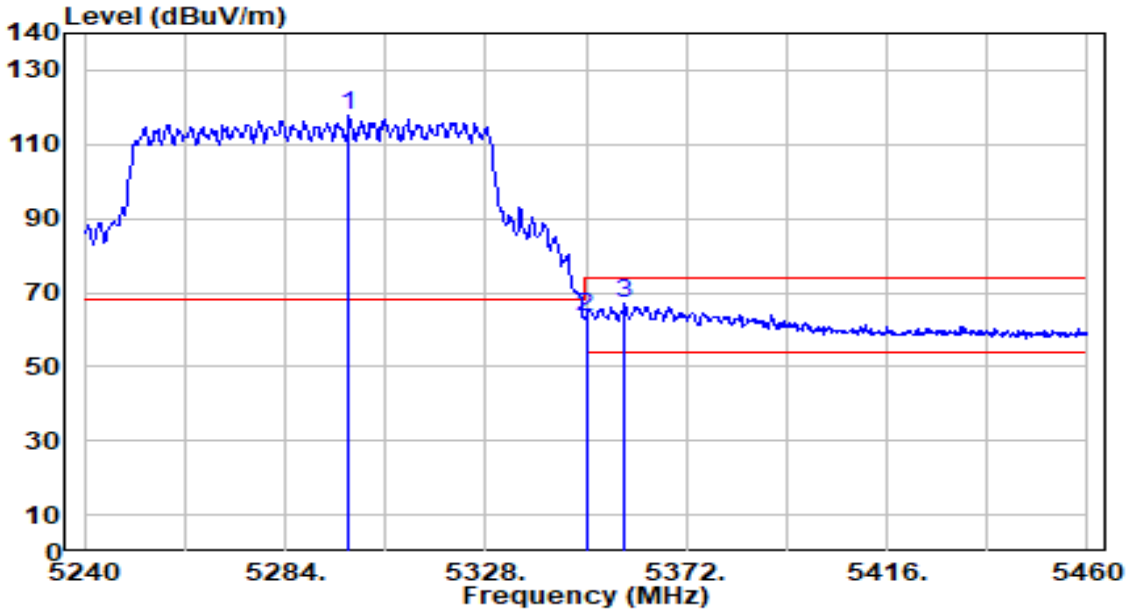

No		Frequency (MHz)	Reading (dBuV)	C.F (dB/m)	Measurement (dBuV/m)	Margin (dB)	Limit (dBuV/m)	Height (cm)	Angle (deg)	Remark (QP/PK/AV)
1		5298.080	115.90	1.76	117.66	N/A	N/A	124	328	Peak
2		5350.000	61.96	1.69	63.65	-10.35	74.00	124	328	Peak
3	*	5358.580	65.59	1.68	67.27	-6.73	74.00	124	328	Peak

Note:

1. " *", means this data is the worst emission level.
2. C.F (Correction Factor) = Antenna Factor (dB/m)+ Cable Loss (dB) – Preamplifier(dB) + 10dB Attenuation.
3. Measurement (dBuV/m) = Reading(dBuV) + C.F (Correction Factor).
4. The emission levels of other frequencies are very lower than the limit and not show in test report.

EUT	BE3600 Dual-Band Wi-Fi 7 Gaming Router	Date of Test	2025-04-15
Factor	DRH18-E	Temp. / Humidity	21°C /63%
Polarity	Vertical	Site / Test Engineer	AC2 / Marvin
Test Mode	802.11ax-80MHz_TX_Band2_CH 58_ANT 0+1	Test Voltage	AC 120V/60Hz

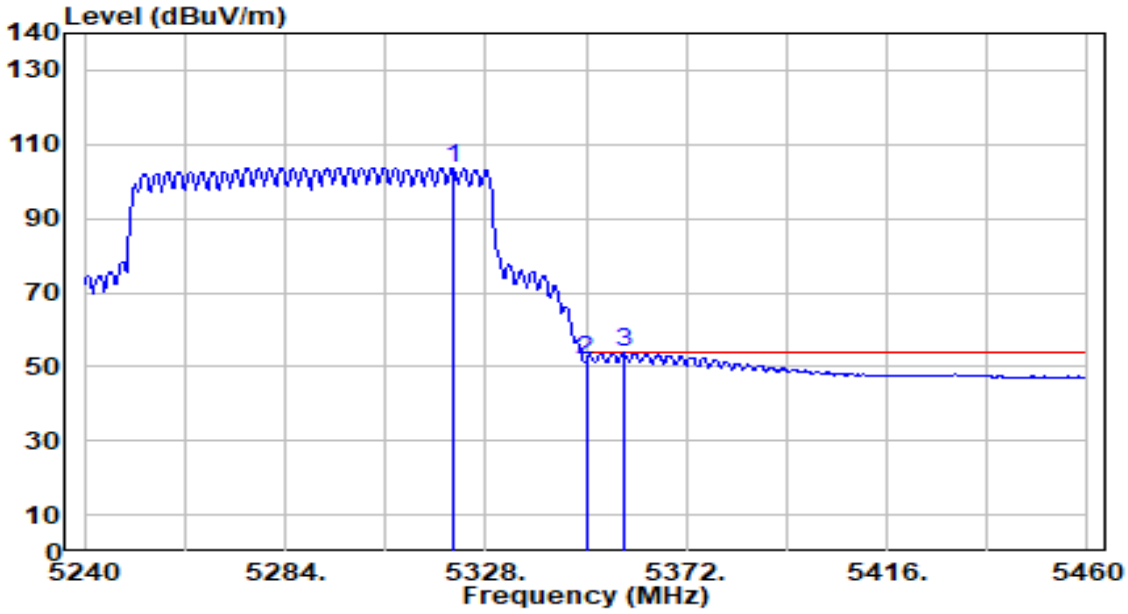

No		Frequency (MHz)	Reading (dBuV)	C.F (dB/m)	Measurement (dBuV/m)	Margin (dB)	Limit (dBuV/m)	Height (cm)	Angle (deg)	Remark (QP/PK/AV)
1		5320.740	102.06	1.73	103.79	N/A	N/A	124	328	Average
2		5350.000	50.30	1.69	51.99	-2.01	54.00	124	328	Average
3	*	5358.140	52.13	1.68	53.81	-0.19	54.00	124	328	Average

Note:

1. " *", means this data is the worst emission level.
2. C.F (Correction Factor) = Antenna Factor (dB/m)+ Cable Loss (dB) – Preamplifier(dB) + 10dB Attenuation.
3. Measurement (dBuV/m) = Reading(dBuV) + C.F (Correction Factor).
4. The emission levels of other frequencies are very lower than the limit and not show in test report.

EUT	BE3600 Dual-Band Wi-Fi 7 Gaming Router	Date of Test	2025-04-15
Factor	DRH18-E	Temp. / Humidity	21°C /63%
Polarity	Horizontal	Site / Test Engineer	AC2 / Marvin
Test Mode	802.11ax-80MHz_TX_Band3_CH 106_ANT 0+1	Test Voltage	AC 120V/60Hz

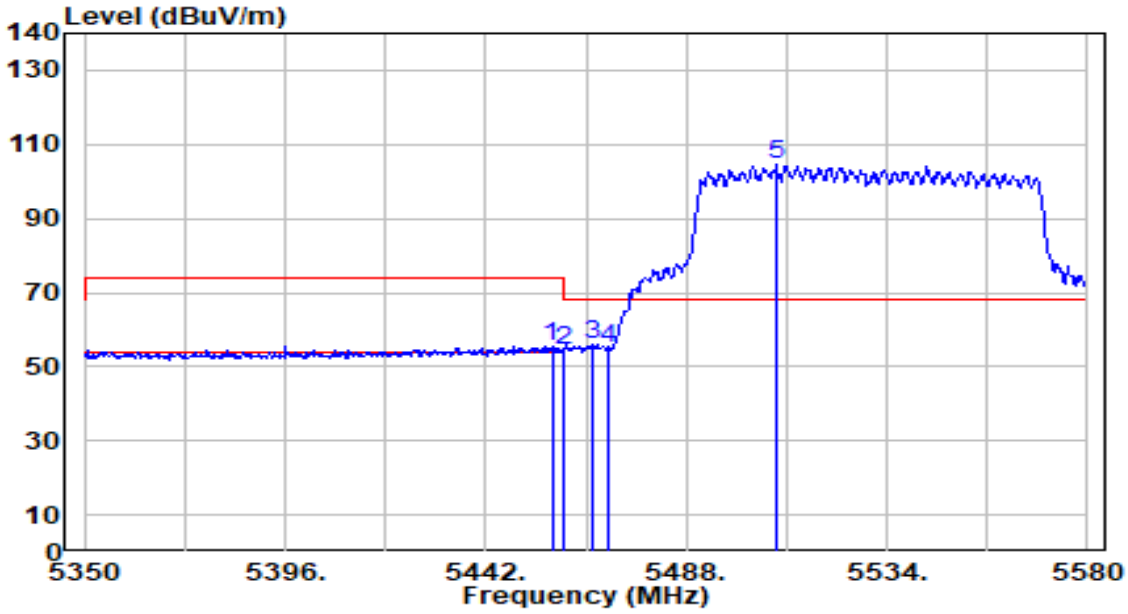

No		Frequency (MHz)	Reading (dBuV)	C.F (dB/m)	Measurement (dBuV/m)	Margin (dB)	Limit (dBuV/m)	Height (cm)	Angle (deg)	Remark (QP/PK/AV)
1		5457.180	53.82	1.86	55.68	-18.32	74.00	310	159	Peak
2		5460.000	52.44	1.87	54.32	-19.68	74.00	310	159	Peak
3	*	5466.380	54.27	1.90	56.17	-12.03	68.20	310	159	Peak
4		5470.000	53.11	1.92	55.02	-13.18	68.20	310	159	Peak
5		5508.700	102.36	2.08	104.45	N/A	N/A	310	159	Peak

Note:

1. " *", means this data is the worst emission level.
2. C.F (Correction Factor) = Antenna Factor (dB/m)+ Cable Loss (dB) – Preamplifier(dB) + 10dB Attenuation.
3. Measurement (dBuV/m) = Reading(dBuV) + C.F (Correction Factor).
4. The emission levels of other frequencies are very lower than the limit and not show in test report.

EUT	BE3600 Dual-Band Wi-Fi 7 Gaming Router	Date of Test	2025-04-15
Factor	DRH18-E	Temp. / Humidity	21°C /63%
Polarity	Horizontal	Site / Test Engineer	AC2 / Marvin
Test Mode	802.11ax-80MHz_TX_Band3_CH 106_ANT 0+1	Test Voltage	AC 120V/60Hz

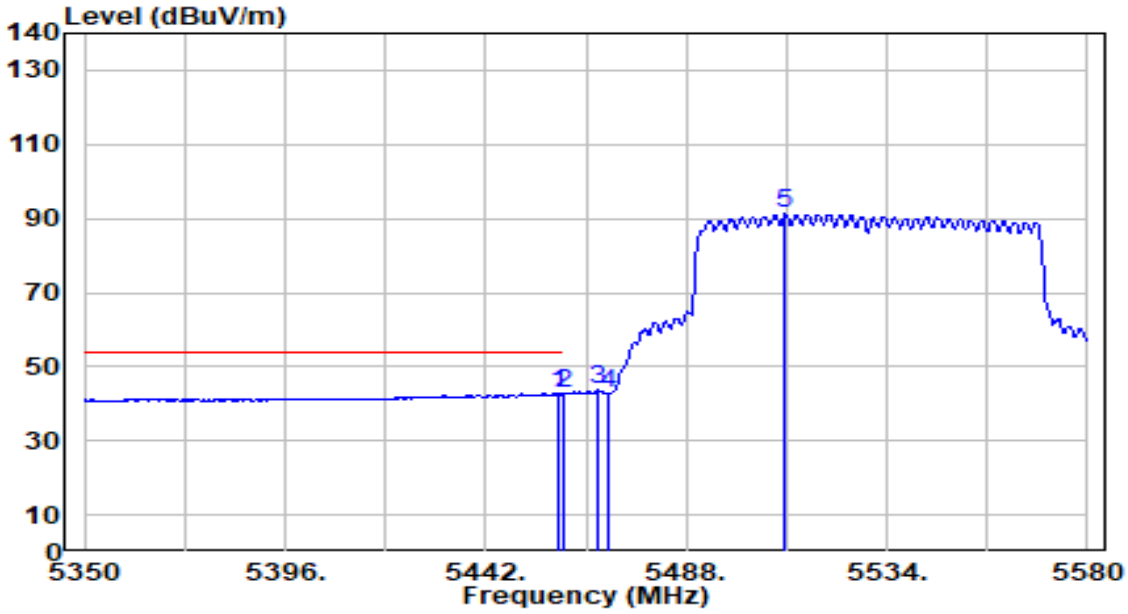

No		Frequency (MHz)	Reading (dBuV)	C.F (dB/m)	Measurement (dBuV/m)	Margin (dB)	Limit (dBuV/m)	Height (cm)	Angle (deg)	Remark (QP/PK/AV)
1		5458.790	40.82	1.87	42.69	-11.31	54.00	310	159	Average
2	*	5460.000	41.11	1.87	42.98	-11.02	54.00	310	159	Average
3		5467.990	41.73	1.91	43.64	N/A	N/A	310	159	Average
4		5470.000	40.84	1.92	42.75	N/A	N/A	310	159	Average
5		5510.770	89.05	2.09	91.14	N/A	N/A	310	159	Average

Note:

1. " *", means this data is the worst emission level.
2. C.F (Correction Factor) = Antenna Factor (dB/m)+ Cable Loss (dB) – Preamplifier(dB) + 10dB Attenuation.
3. Measurement (dBuV/m) = Reading(dBuV) + C.F (Correction Factor).
4. The emission levels of other frequencies are very lower than the limit and not show in test report.

EUT	BE3600 Dual-Band Wi-Fi 7 Gaming Router	Date of Test	2025-04-15
Factor	DRH18-E	Temp. / Humidity	21°C /63%
Polarity	Vertical	Site / Test Engineer	AC2 / Marvin
Test Mode	802.11ax-80MHz_TX_Band3_CH 106_ANT 0+1	Test Voltage	AC 120V/60Hz

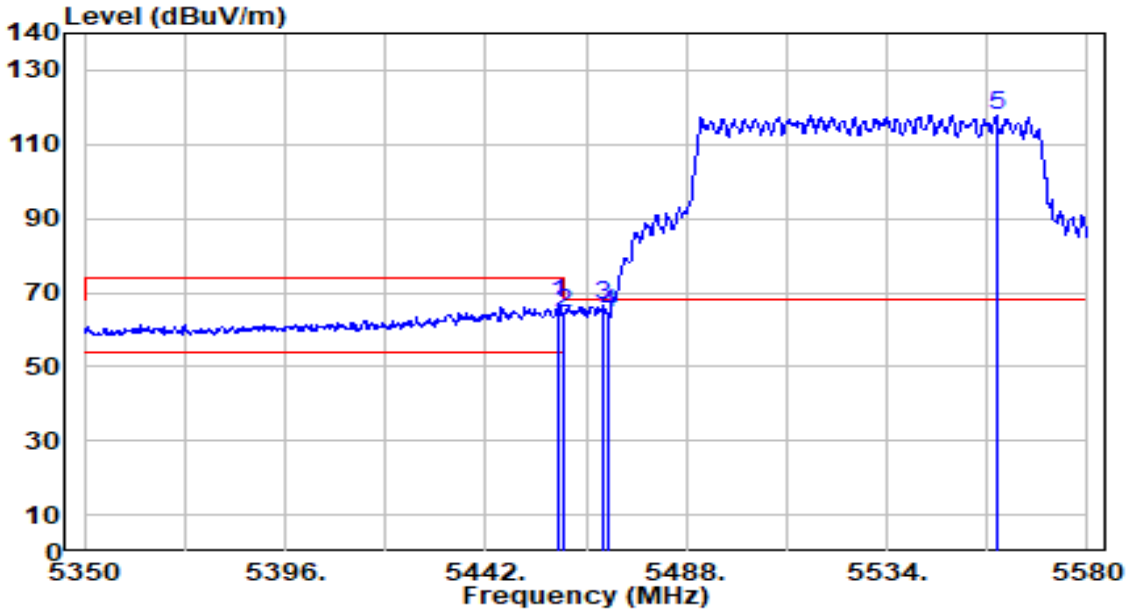

No		Frequency (MHz)	Reading (dBuV)	C.F (dB/m)	Measurement (dBuV/m)	Margin (dB)	Limit (dBuV/m)	Height (cm)	Angle (deg)	Remark (QP/PK/AV)
1		5458.790	65.02	1.87	66.88	-7.12	74.00	133	335	Peak
2		5460.000	62.43	1.87	64.30	-9.70	74.00	133	335	Peak
3	*	5468.910	64.90	1.91	66.81	-1.39	68.20	133	335	Peak
4		5470.000	62.68	1.92	64.60	-3.60	68.20	133	335	Peak
5		5559.070	115.71	2.33	118.04	N/A	N/A	133	335	Peak

Note:

1. " *", means this data is the worst emission level.
2. C.F (Correction Factor) = Antenna Factor (dB/m)+ Cable Loss (dB) – Preamplifier(dB) + 10dB Attenuation.
3. Measurement (dBuV/m) = Reading(dBuV) + C.F (Correction Factor).
4. The emission levels of other frequencies are very lower than the limit and not show in test report.

EUT	BE3600 Dual-Band Wi-Fi 7 Gaming Router	Date of Test	2025-04-15
Factor	DRH18-E	Temp. / Humidity	21°C /63%
Polarity	Vertical	Site / Test Engineer	AC2 / Marvin
Test Mode	802.11ax-80MHz_TX_Band3_CH 106_ANT 0+1	Test Voltage	AC 120V/60Hz

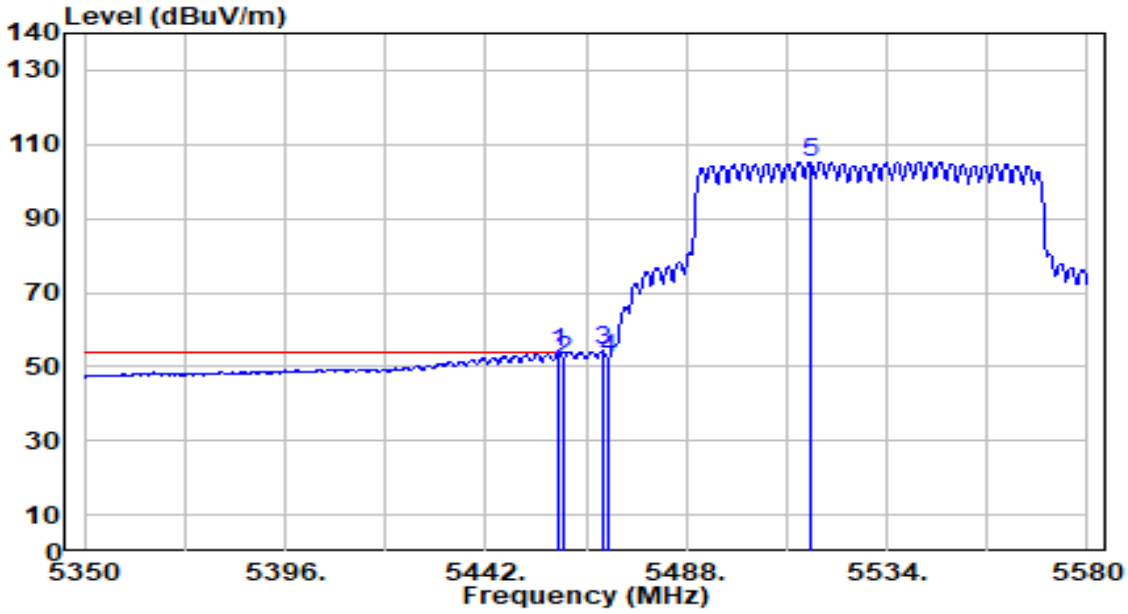

No		Frequency (MHz)	Reading (dBuV)	C.F (dB/m)	Measurement (dBuV/m)	Margin (dB)	Limit (dBuV/m)	Height (cm)	Angle (deg)	Remark (QP/PK/AV)
1	*	5458.560	51.94	1.87	53.81	-0.19	54.00	133	335	Average
2		5460.000	50.05	1.87	51.93	-2.07	54.00	133	335	Average
3		5468.680	52.34	1.91	54.25	N/A	N/A	133	335	Average
4		5470.000	50.16	1.92	52.07	N/A	N/A	133	335	Average
5		5516.520	103.17	2.12	105.29	N/A	N/A	133	335	Average

Note:

1. " *", means this data is the worst emission level.
2. C.F (Correction Factor) = Antenna Factor (dB/m)+ Cable Loss (dB) – Preamplifier(dB) + 10dB Attenuation.
3. Measurement (dBuV/m) = Reading(dBuV) + C.F (Correction Factor).
4. The emission levels of other frequencies are very lower than the limit and not show in test report.

EUT	BE3600 Dual-Band Wi-Fi 7 Gaming Router	Date of Test	2025-04-16
Factor	DRH18-E	Temp. / Humidity	21°C /63%
Polarity	Horizontal	Site / Test Engineer	AC2 / Marvin
Test Mode	802.11ax-80MHz_TX_Band4_CH 155_ANT 0+1	Test Voltage	AC 120V/60Hz

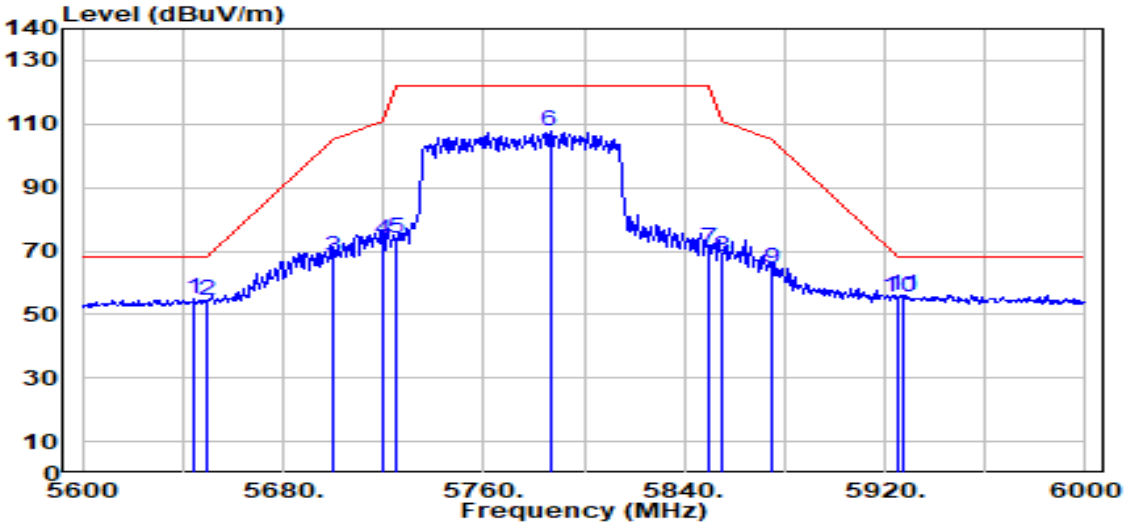

No		Frequency (MHz)	Reading (dBuV)	C.F (dB/m)	Measurement (dBuV/m)	Margin (dB)	Limit (dBuV/m)	Height (cm)	Angle (deg)	Remark (QP/PK/AV)
1		5644.400	52.04	2.75	54.79	-13.41	68.20	131	252	Peak
2		5650.000	51.53	2.78	54.31	-13.89	68.20	131	252	Peak
3		5700.000	65.28	3.02	68.29	-36.91	105.20	131	252	Peak
4		5720.000	70.37	3.12	73.49	-37.31	110.80	131	252	Peak
5		5725.000	70.74	3.14	73.88	-48.32	122.20	131	252	Peak
6		5786.400	104.18	3.45	107.63	N/A	N/A	131	252	Peak
7		5850.000	67.28	3.51	70.79	-51.41	122.20	131	252	Peak
8		5855.000	64.75	3.51	68.26	-42.54	110.80	131	252	Peak
9		5875.000	60.79	3.50	64.29	-40.91	105.20	131	252	Peak
10		5925.000	51.73	3.51	55.24	-12.96	68.20	131	252	Peak
11	*	5926.800	52.57	3.51	56.08	-12.12	68.20	131	252	Peak

Note:

1. " *", means this data is the worst emission level.
2. C.F (Correction Factor) = Antenna Factor (dB/m)+ Cable Loss (dB) – Preamplifier(dB) + 10dB Attenuation.
3. Measurement (dBuV/m) = Reading(dBuV) + C.F (Correction Factor).
4. The emission levels of other frequencies are very lower than the limit and not show in test report.

EUT	BE3600 Dual-Band Wi-Fi 7 Gaming Router	Date of Test	2025-04-16
Factor	DRH18-E	Temp. / Humidity	21°C /63%
Polarity	Vertical	Site / Test Engineer	AC2 / Marvin
Test Mode	802.11ax-80MHz_TX_Band4_CH 155_ANT 0+1	Test Voltage	AC 120V/60Hz

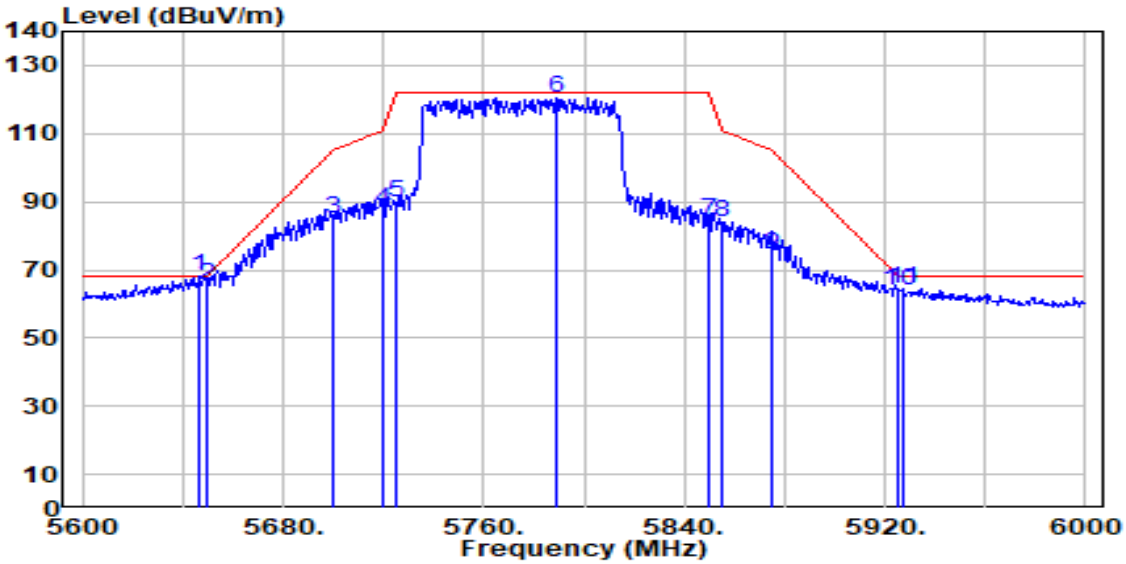

No		Frequency (MHz)	Reading (dBuV)	C.F (dB/m)	Measurement (dBuV/m)	Margin (dB)	Limit (dBuV/m)	Height (cm)	Angle (deg)	Remark (QP/PK/AV)
1	*	5646.400	65.31	2.76	68.07	-0.13	68.20	172	0	Peak
2		5650.000	62.80	2.78	65.57	-2.63	68.20	172	0	Peak
3		5700.000	82.24	3.02	85.25	-19.95	105.20	172	0	Peak
4		5720.000	84.37	3.12	87.48	-23.32	110.80	172	0	Peak
5		5725.000	86.51	3.14	89.65	-32.55	122.20	172	0	Peak
6		5788.800	117.02	3.46	120.47	N/A	N/A	172	0	Peak
7		5850.000	80.93	3.51	84.44	-37.76	122.20	172	0	Peak
8		5855.000	80.43	3.51	83.94	-26.86	110.80	172	0	Peak
9		5875.000	70.93	3.50	74.44	-30.76	105.20	172	0	Peak
10		5925.000	60.57	3.51	64.08	-4.12	68.20	172	0	Peak
11		5926.800	61.03	3.51	64.55	-3.65	68.20	172	0	Peak

Note:

1. " *", means this data is the worst emission level.
2. C.F (Correction Factor) = Antenna Factor (dB/m)+ Cable Loss (dB) – Preamplifier(dB) + 10dB Attenuation.
3. Measurement (dBuV/m) = Reading(dBuV) + C.F (Correction Factor).
4. The emission levels of other frequencies are very lower than the limit and not show in test report.