EUT	BE3600 Dual-Band Wi-Fi 7 Gaming Router	Date of Test	2025-04-15
Factor	DRH18-E	Temp. / Humidity	21°C /63%
Polarity	Horizontal	Site / Test Engineer	AC2 / Marvin
Test Mode	802.11ax-160MHz_TX_Band1,2_CH 50_ANT 0+1	Test Voltage	AC 120V/60Hz

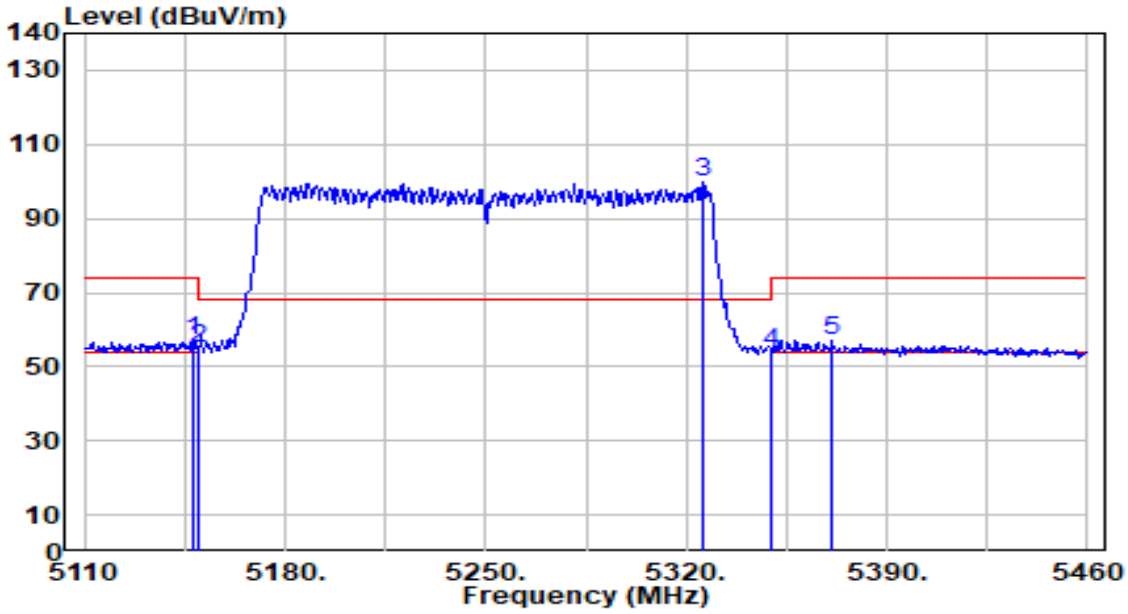

No		Frequency (MHz)	Reading (dBuV)	C.F (dB/m)	Measurement (dBuV/m)	Margin (dB)	Limit (dBuV/m)	Height (cm)	Angle (deg)	Remark (QP/PK/AV)
1		5148.150	55.04	1.82	56.86	-17.14	74.00	327	157	Peak
2		5150.000	53.22	1.82	55.04	-18.96	74.00	327	157	Peak
3		5325.950	98.09	1.72	99.81	N/A	N/A	327	157	Peak
4		5350.000	52.09	1.69	53.78	-20.22	74.00	327	157	Peak
5	*	5371.100	55.59	1.66	57.25	-16.75	74.00	327	157	Peak

Note:

1. " *", means this data is the worst emission level.
2. C.F (Correction Factor) = Antenna Factor (dB/m)+ Cable Loss (dB) – Preamplifier(dB) + 10dB Attenuation.
3. Measurement (dBuV/m) = Reading(dBuV) + C.F (Correction Factor).
4. The emission levels of other frequencies are very lower than the limit and not show in test report.

EUT	BE3600 Dual-Band Wi-Fi 7 Gaming Router	Date of Test	2025-04-15
Factor	DRH18-E	Temp. / Humidity	21°C /63%
Polarity	Horizontal	Site / Test Engineer	AC2 / Marvin
Test Mode	802.11ax-160MHz_TX_Band1,2_CH 50_ANT 0+1	Test Voltage	AC 120V/60Hz

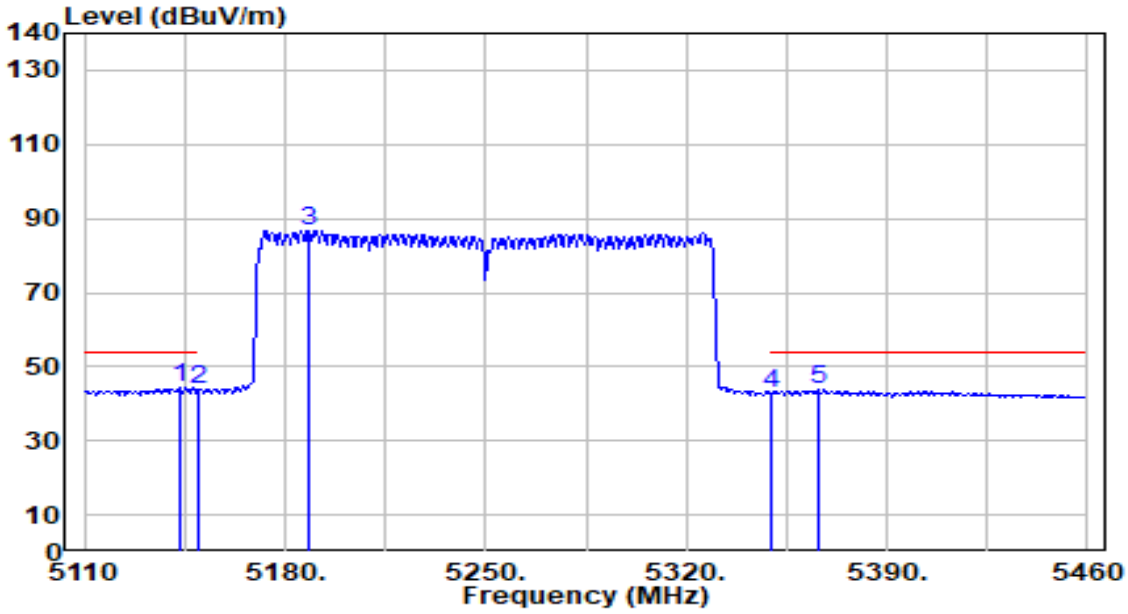

No		Frequency (MHz)	Reading (dBuV)	C.F (dB/m)	Measurement (dBuV/m)	Margin (dB)	Limit (dBuV/m)	Height (cm)	Angle (deg)	Remark (QP/PK/AV)
1	*	5143.600	42.35	1.81	44.16	-9.84	54.00	327	157	Average
2		5150.000	42.02	1.82	43.84	-10.16	54.00	327	157	Average
3		5188.050	84.84	1.88	86.72	N/A	N/A	327	157	Average
4		5350.000	41.15	1.69	42.84	-11.16	54.00	327	157	Average
5		5365.850	41.96	1.67	43.63	-10.37	54.00	327	157	Average

Note:

1. " *", means this data is the worst emission level.
2. C.F (Correction Factor) = Antenna Factor (dB/m)+ Cable Loss (dB) – Preamplifier(dB) + 10dB Attenuation.
3. Measurement (dBuV/m) = Reading(dBuV) + C.F (Correction Factor).
4. The emission levels of other frequencies are very lower than the limit and not show in test report.

EUT	BE3600 Dual-Band Wi-Fi 7 Gaming Router	Date of Test	2025-04-15
Factor	DRH18-E	Temp. / Humidity	21°C /63%
Polarity	Vertical	Site / Test Engineer	AC2 / Marvin
Test Mode	802.11ax-160MHz_TX_Band1,2_CH 50_ANT 0+1	Test Voltage	AC 120V/60Hz

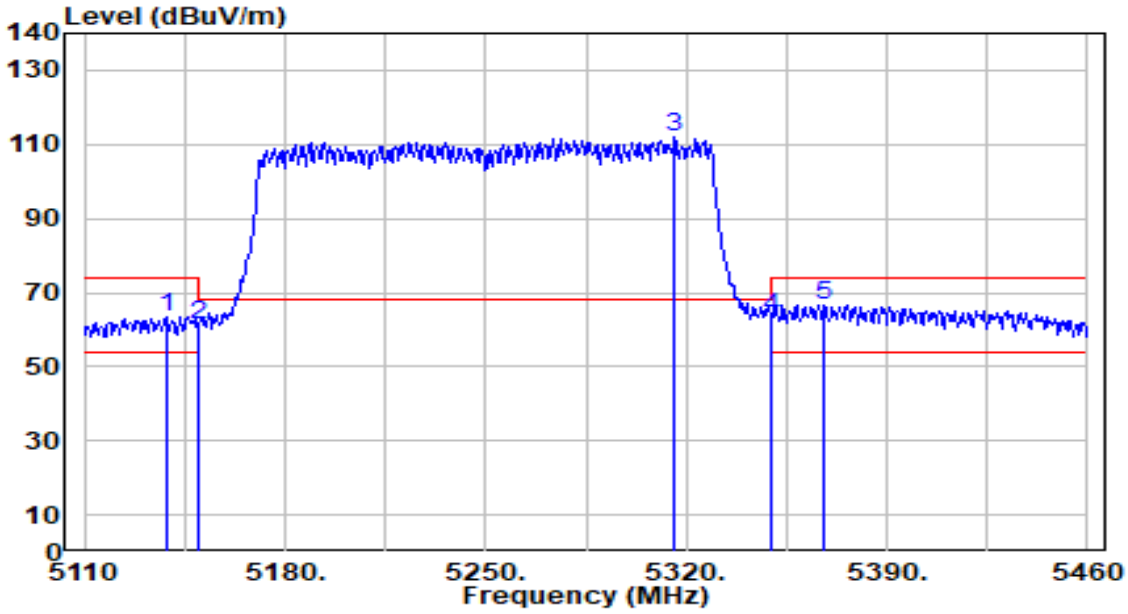

No		Frequency (MHz)	Reading (dBuV)	C.F (dB/m)	Measurement (dBuV/m)	Margin (dB)	Limit (dBuV/m)	Height (cm)	Angle (deg)	Remark (QP/PK/AV)
1		5138.350	61.49	1.80	63.29	-10.71	74.00	138	330	Peak
2		5150.000	59.21	1.82	61.03	-12.97	74.00	138	330	Peak
3		5316.150	110.04	1.74	111.78	N/A	N/A	138	330	Peak
4		5350.000	61.62	1.69	63.32	-10.68	74.00	138	330	Peak
5	*	5368.300	64.93	1.67	66.59	-7.41	74.00	138	330	Peak

Note:

1. " *", means this data is the worst emission level.
2. C.F (Correction Factor) = Antenna Factor (dB/m)+ Cable Loss (dB) – Preamplifier(dB) + 10dB Attenuation.
3. Measurement (dBuV/m) = Reading(dBuV) + C.F (Correction Factor).
4. The emission levels of other frequencies are very lower than the limit and not show in test report.

EUT	BE3600 Dual-Band Wi-Fi 7 Gaming Router	Date of Test	2025-04-15
Factor	DRH18-E	Temp. / Humidity	21°C /63%
Polarity	Vertical	Site / Test Engineer	AC2 / Marvin
Test Mode	802.11ax-160MHz_TX_Band1,2_CH 50_ANT 0+1	Test Voltage	AC 120V/60Hz

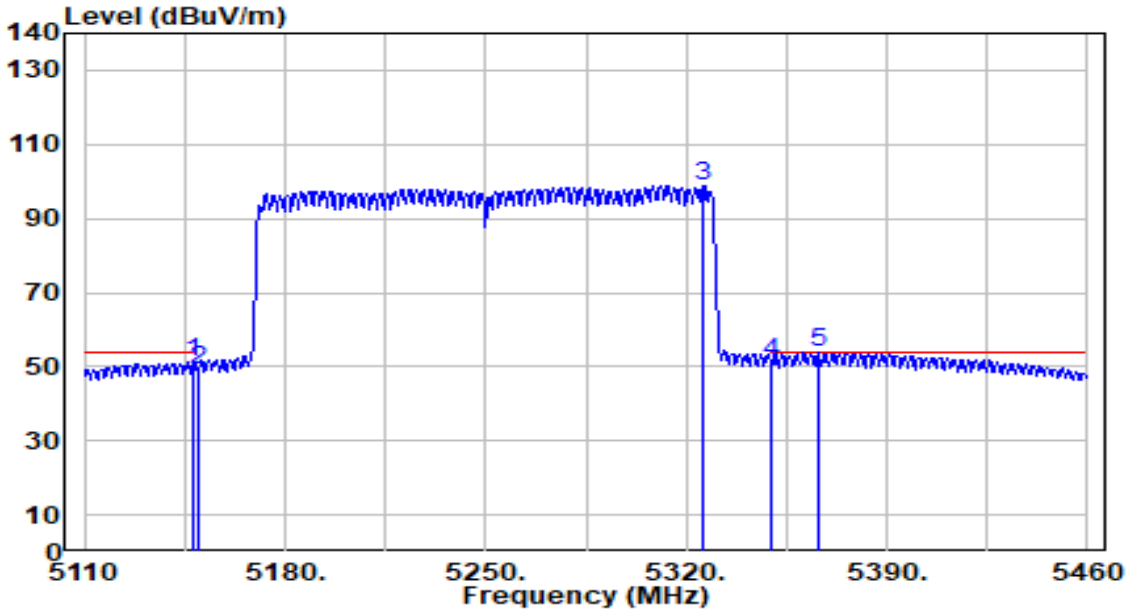

No		Frequency (MHz)	Reading (dBuV)	C.F (dB/m)	Measurement (dBuV/m)	Margin (dB)	Limit (dBuV/m)	Height (cm)	Angle (deg)	Remark (QP/PK/AV)
1		5148.150	49.34	1.82	51.16	-2.84	54.00	138	330	Average
2		5150.000	47.46	1.82	49.28	-4.72	54.00	138	330	Average
3		5325.950	97.13	1.72	98.85	N/A	N/A	138	330	Average
4		5350.000	49.46	1.69	51.15	-2.85	54.00	138	330	Average
5	*	5366.200	52.23	1.67	53.90	-0.10	54.00	138	330	Average

Note:

1. " *", means this data is the worst emission level.
2. C.F (Correction Factor) = Antenna Factor (dB/m)+ Cable Loss (dB) – Preamplifier(dB) + 10dB Attenuation.
3. Measurement (dBuV/m) = Reading(dBuV) + C.F (Correction Factor).
4. The emission levels of other frequencies are very lower than the limit and not show in test report.

EUT	BE3600 Dual-Band Wi-Fi 7 Gaming Router	Date of Test	2025-04-15
Factor	DRH18-E	Temp. / Humidity	21°C /63%
Polarity	Horizontal	Site / Test Engineer	AC2 / Marvin
Test Mode	802.11ax-160MHz_TX_Band3_CH 114_ANT 0+1	Test Voltage	AC 120V/60Hz

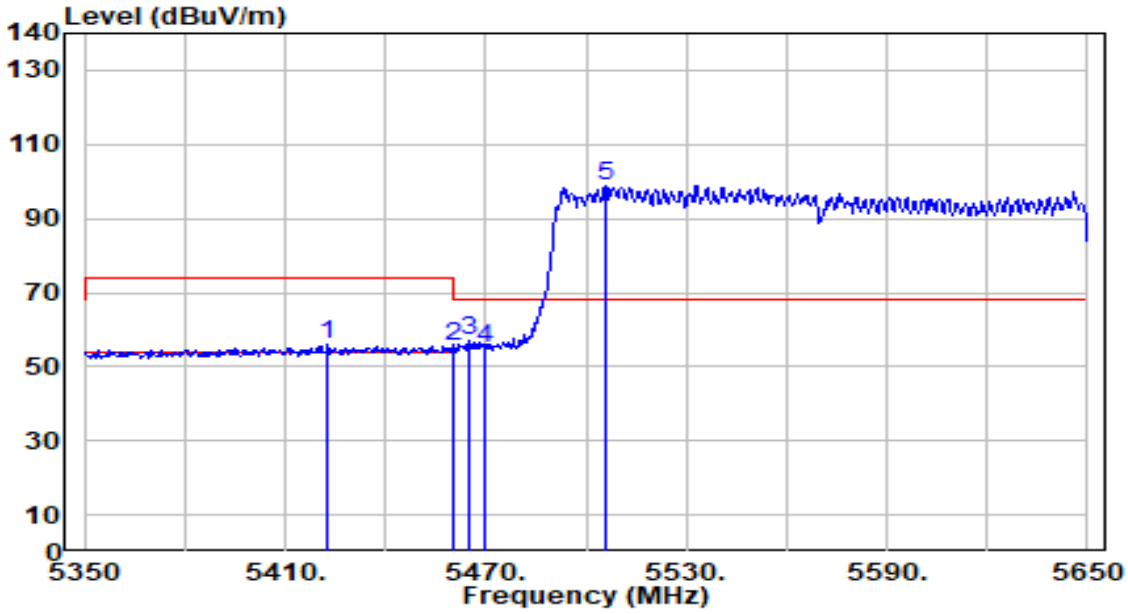

No		Frequency (MHz)	Reading (dBuV)	C.F (dB/m)	Measurement (dBuV/m)	Margin (dB)	Limit (dBuV/m)	Height (cm)	Angle (deg)	Remark (QP/PK/AV)
1		5422.900	54.38	1.72	56.10	-17.90	74.00	310	159	Peak
2		5460.000	53.69	1.87	55.56	-18.44	74.00	310	159	Peak
3	*	5465.200	55.00	1.90	56.89	-11.31	68.20	310	159	Peak
4		5470.000	53.22	1.92	55.13	-13.07	68.20	310	159	Peak
5		5506.000	96.65	2.07	98.72	N/A	N/A	310	159	Peak

Note:

1. " *", means this data is the worst emission level.
2. C.F (Correction Factor) = Antenna Factor (dB/m)+ Cable Loss (dB) – Preamplifier(dB) + 10dB Attenuation.
3. Measurement (dBuV/m) = Reading(dBuV) + C.F (Correction Factor).
4. The emission levels of other frequencies are very lower than the limit and not show in test report.

EUT	BE3600 Dual-Band Wi-Fi 7 Gaming Router	Date of Test	2025-04-15
Factor	DRH18-E	Temp. / Humidity	21°C /63%
Polarity	Horizontal	Site / Test Engineer	AC2 / Marvin
Test Mode	802.11ax-160MHz_TX_Band3_CH 114_ANT 0+1	Test Voltage	AC 120V/60Hz

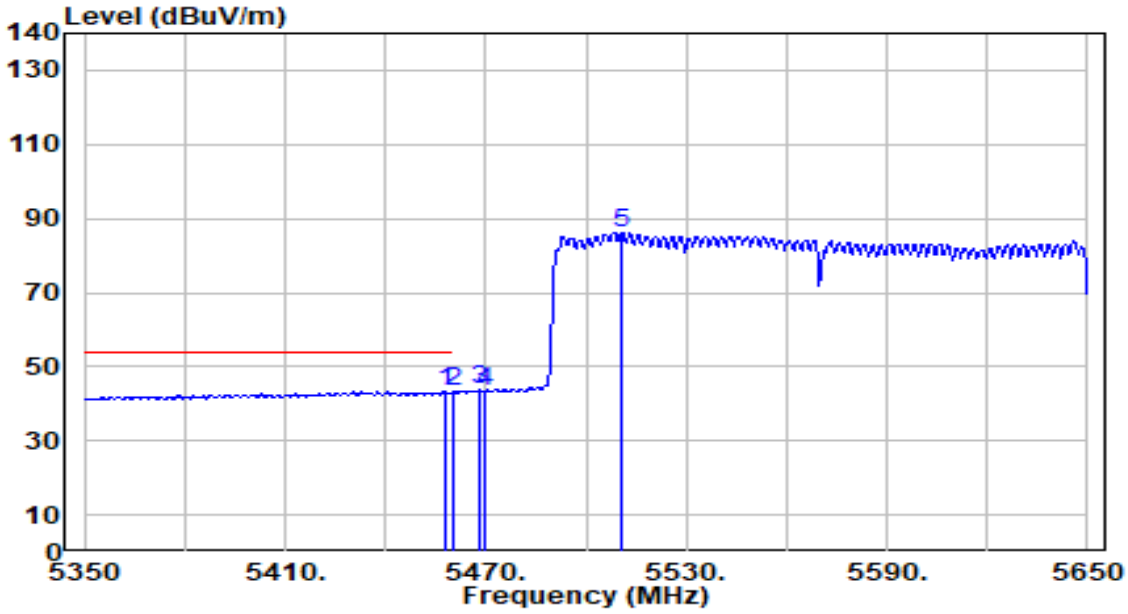

No		Frequency (MHz)	Reading (dBuV)	C.F (dB/m)	Measurement (dBuV/m)	Margin (dB)	Limit (dBuV/m)	Height (cm)	Angle (deg)	Remark (QP/PK/AV)
1		5457.700	41.44	1.86	43.31	-10.69	54.00	310	159	Average
2	*	5460.000	41.47	1.87	43.34	-10.66	54.00	310	159	Average
3		5468.200	41.72	1.91	43.63	N/A	N/A	310	159	Average
4		5470.000	41.53	1.92	43.44	N/A	N/A	310	159	Average
5		5510.800	84.20	2.09	86.29	N/A	N/A	310	159	Average

Note:

1. " *", means this data is the worst emission level.
2. C.F (Correction Factor) = Antenna Factor (dB/m)+ Cable Loss (dB) – Preamplifier(dB) + 10dB Attenuation.
3. Measurement (dBuV/m) = Reading(dBuV) + C.F (Correction Factor).
4. The emission levels of other frequencies are very lower than the limit and not show in test report.

EUT	BE3600 Dual-Band Wi-Fi 7 Gaming Router	Date of Test	2025-04-15
Factor	DRH18-E	Temp. / Humidity	21°C /63%
Polarity	Vertical	Site / Test Engineer	AC2 / Marvin
Test Mode	802.11ax-160MHz_TX_Band3_CH 114_ANT 0+1	Test Voltage	AC 120V/60Hz

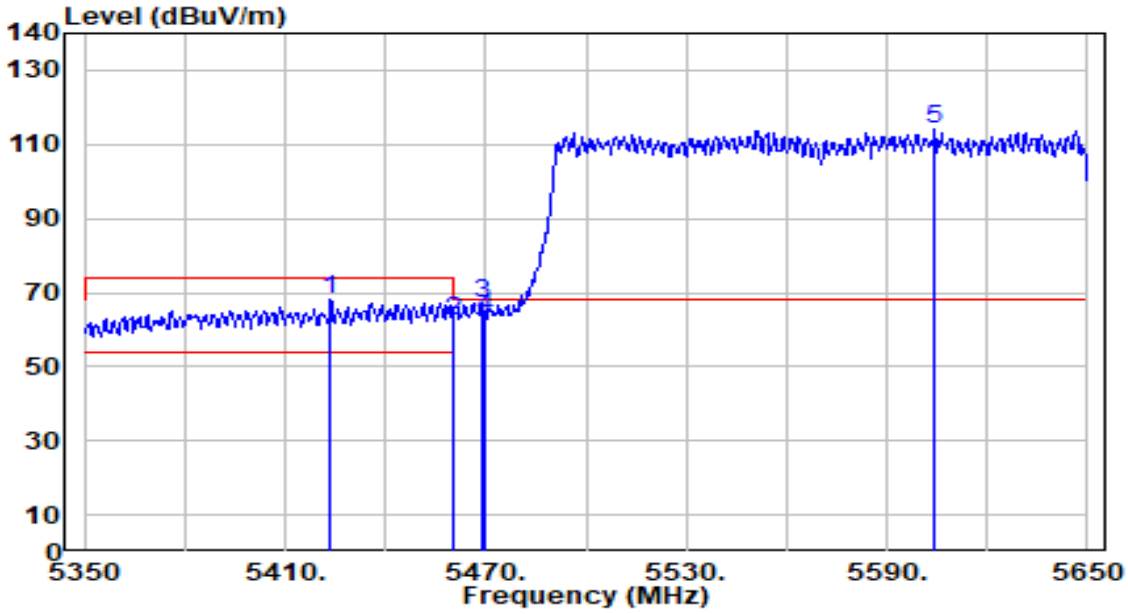

No		Frequency (MHz)	Reading (dBuV)	C.F (dB/m)	Measurement (dBuV/m)	Margin (dB)	Limit (dBuV/m)	Height (cm)	Angle (deg)	Remark (QP/PK/AV)
1		5423.500	66.36	1.72	68.08	-5.92	74.00	133	335	Peak
2		5460.000	60.31	1.87	62.19	-11.81	74.00	133	335	Peak
3	*	5468.800	65.07	1.91	66.98	-1.22	68.20	133	335	Peak
4		5470.000	61.35	1.92	63.26	-4.94	68.20	133	335	Peak
5		5604.100	111.39	2.56	113.95	N/A	N/A	133	335	Peak

Note:

1. " *", means this data is the worst emission level.
2. C.F (Correction Factor) = Antenna Factor (dB/m)+ Cable Loss (dB) – Preamplifier(dB) + 10dB Attenuation.
3. Measurement (dBuV/m) = Reading(dBuV) + C.F (Correction Factor).
4. The emission levels of other frequencies are very lower than the limit and not show in test report.

EUT	BE3600 Dual-Band Wi-Fi 7 Gaming Router	Date of Test	2025-04-15
Factor	DRH18-E	Temp. / Humidity	21°C /63%
Polarity	Vertical	Site / Test Engineer	AC2 / Marvin
Test Mode	802.11ax-160MHz_TX_Band3_CH 114_ANT 0+1	Test Voltage	AC 120V/60Hz

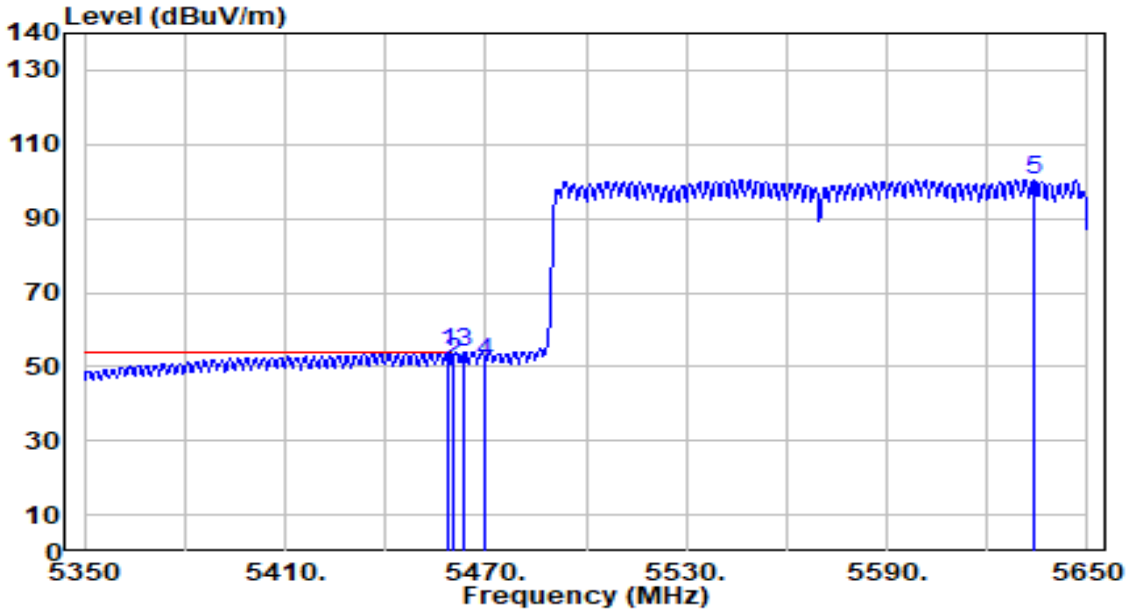

No		Frequency (MHz)	Reading (dBuV)	C.F (dB/m)	Measurement (dBuV/m)	Margin (dB)	Limit (dBuV/m)	Height (cm)	Angle (deg)	Remark (QP/PK/AV)
1	*	5458.600	52.00	1.87	53.87	-0.13	54.00	133	335	Average
2		5460.000	49.48	1.87	51.35	-2.65	54.00	133	335	Average
3		5463.700	52.08	1.89	53.97	N/A	N/A	133	335	Average
4		5470.000	49.07	1.92	50.98	N/A	N/A	133	335	Average
5		5633.800	97.61	2.70	100.31	N/A	N/A	133	335	Average

Note:

1. " *", means this data is the worst emission level.
2. C.F (Correction Factor) = Antenna Factor (dB/m)+ Cable Loss (dB) – Preamplifier(dB) + 10dB Attenuation.
3. Measurement (dBuV/m) = Reading(dBuV) + C.F (Correction Factor).
4. The emission levels of other frequencies are very lower than the limit and not show in test report.

EUT	BE3600 Dual-Band Wi-Fi 7 Gaming Router	Date of Test	2025-04-15
Factor	DRH18-E	Temp. / Humidity	21°C /63%
Polarity	Horizontal	Site / Test Engineer	AC2 / Marvin
Test Mode	802.11be-20MHz_TX_Band1_CH 36_ANT 0+1	Test Voltage	AC 120V/60Hz

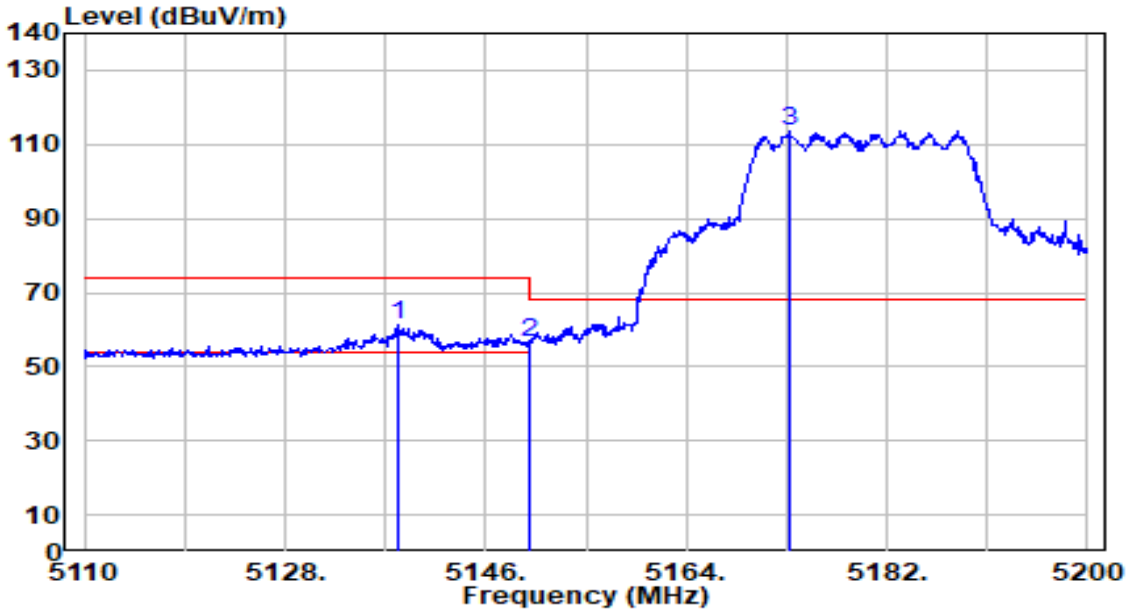

No		Frequency (MHz)	Reading (dBuV)	C.F (dB/m)	Measurement (dBuV/m)	Margin (dB)	Limit (dBuV/m)	Height (cm)	Angle (deg)	Remark (QP/PK/AV)
1	*	5138.260	59.73	1.80	61.53	-12.47	74.00	326	157	Peak
2		5150.000	54.91	1.82	56.73	-17.27	74.00	326	157	Peak
3		5173.180	111.92	1.86	113.77	N/A	N/A	326	157	Peak

Note:

1. " *", means this data is the worst emission level.
2. C.F (Correction Factor) = Antenna Factor (dB/m)+ Cable Loss (dB) – Preamplifier(dB) + 10dB Attenuation.
3. Measurement (dBuV/m) = Reading(dBuV) + C.F (Correction Factor).
4. The emission levels of other frequencies are very lower than the limit and not show in test report.

EUT	BE3600 Dual-Band Wi-Fi 7 Gaming Router	Date of Test	2025-04-15
Factor	DRH18-E	Temp. / Humidity	21°C /63%
Polarity	Horizontal	Site / Test Engineer	AC2 / Marvin
Test Mode	802.11be-20MHz_TX_Band1_CH 36_ANT 0+1	Test Voltage	AC 120V/60Hz

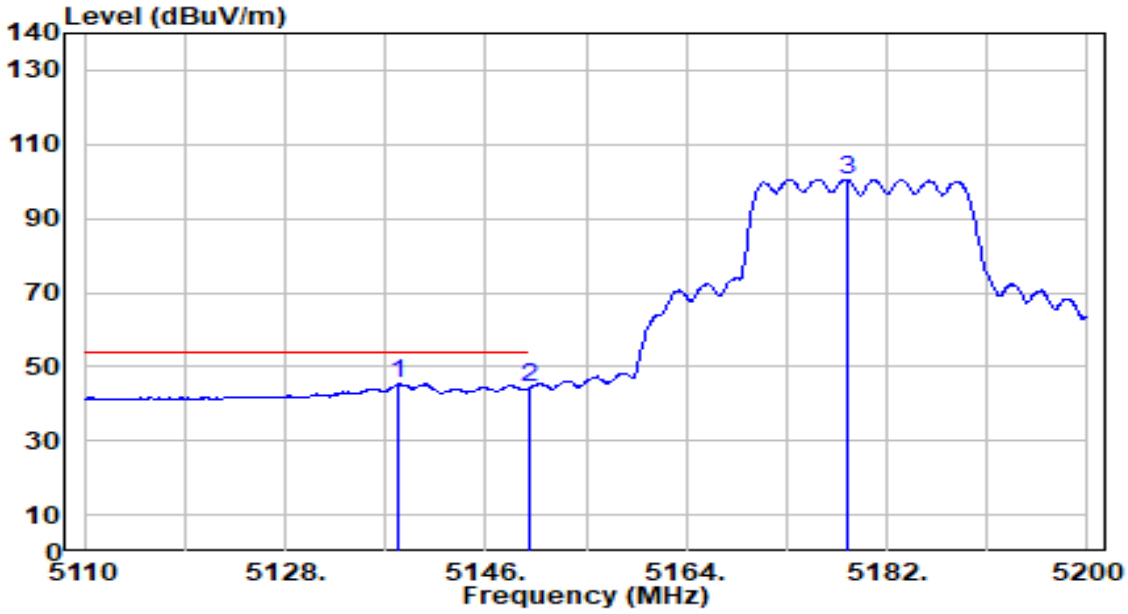

No		Frequency (MHz)	Reading (dBuV)	C.F (dB/m)	Measurement (dBuV/m)	Margin (dB)	Limit (dBuV/m)	Height (cm)	Angle (deg)	Remark (QP/PK/AV)
1	*	5138.080	43.47	1.80	45.27	-8.73	54.00	326	157	Average
2		5150.000	42.50	1.82	44.32	-9.68	54.00	326	157	Average
3		5178.490	98.73	1.87	100.60	N/A	N/A	326	157	Average

Note:

1. " *", means this data is the worst emission level.
2. C.F (Correction Factor) = Antenna Factor (dB/m)+ Cable Loss (dB) – Preamplifier(dB) + 10dB Attenuation.
3. Measurement (dBuV/m) = Reading(dBuV) + C.F (Correction Factor).
4. The emission levels of other frequencies are very lower than the limit and not show in test report.

EUT	BE3600 Dual-Band Wi-Fi 7 Gaming Router	Date of Test	2025-04-15
Factor	DRH18-E	Temp. / Humidity	21°C /63%
Polarity	Vertical	Site / Test Engineer	AC2 / Marvin
Test Mode	802.11be-20MHz_TX_Band1_CH 36_ANT 0+1	Test Voltage	AC 120V/60Hz

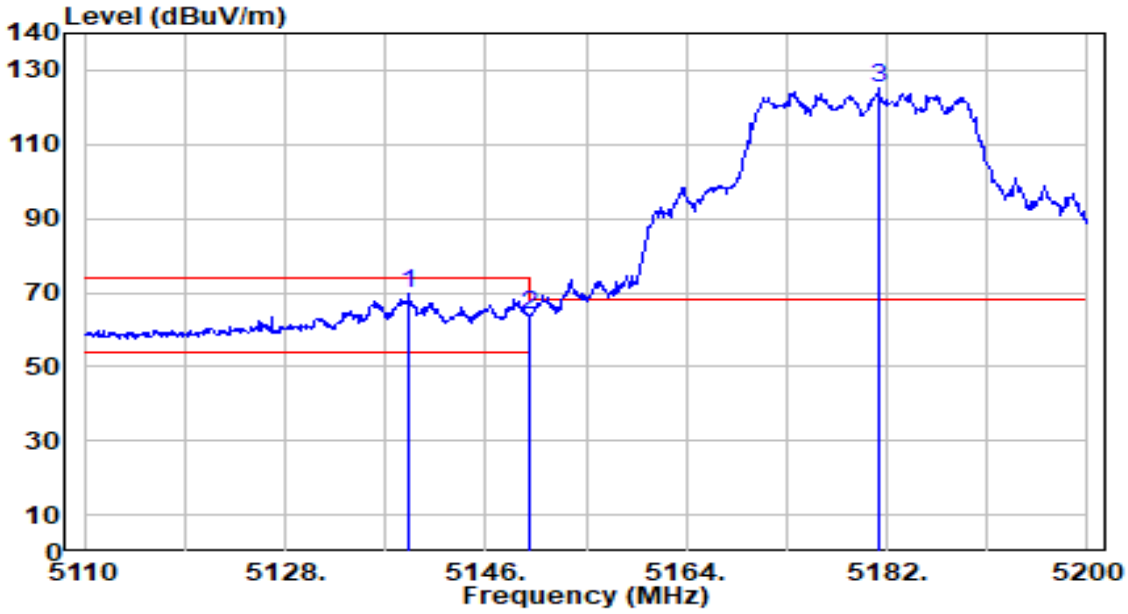

No		Frequency (MHz)	Reading (dBuV)	C.F (dB/m)	Measurement (dBuV/m)	Margin (dB)	Limit (dBuV/m)	Height (cm)	Angle (deg)	Remark (QP/PK/AV)
1	*	5139.070	67.79	1.80	69.60	-4.40	74.00	115	330	Peak
2		5150.000	62.31	1.82	64.13	-9.87	74.00	115	330	Peak
3		5181.280	123.17	1.87	125.05	N/A	N/A	115	330	Peak

Note:

1. " *", means this data is the worst emission level.
2. C.F (Correction Factor) = Antenna Factor (dB/m)+ Cable Loss (dB) – Preamplifier(dB) + 10dB Attenuation.
3. Measurement (dBuV/m) = Reading(dBuV) + C.F (Correction Factor).
4. The emission levels of other frequencies are very lower than the limit and not show in test report.

EUT	BE3600 Dual-Band Wi-Fi 7 Gaming Router	Date of Test	2025-04-15
Factor	DRH18-E	Temp. / Humidity	21°C /63%
Polarity	Vertical	Site / Test Engineer	AC2 / Marvin
Test Mode	802.11be-20MHz_TX_Band1_CH 36_ANT 0+1	Test Voltage	AC 120V/60Hz

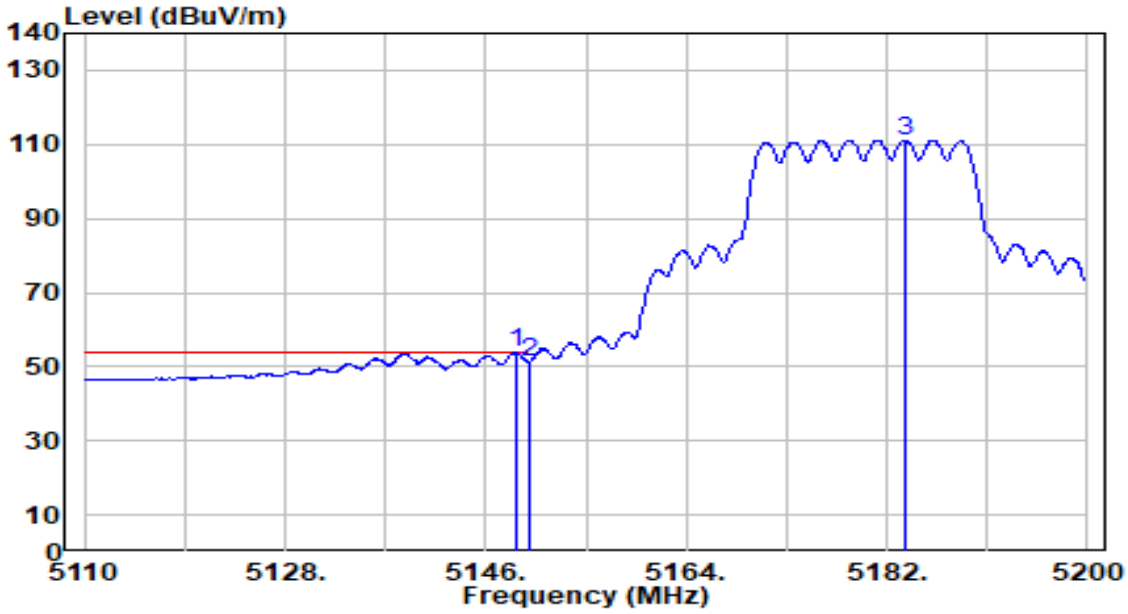

No		Frequency (MHz)	Reading (dBuV)	C.F (dB/m)	Measurement (dBuV/m)	Margin (dB)	Limit (dBuV/m)	Height (cm)	Angle (deg)	Remark (QP/PK/AV)
1	*	5148.700	52.07	1.82	53.88	-0.12	54.00	115	330	Average
2		5150.000	49.58	1.82	51.40	-2.60	54.00	115	330	Average
3		5183.710	109.29	1.87	111.16	N/A	N/A	115	330	Average

Note:

1. " *", means this data is the worst emission level.
2. C.F (Correction Factor) = Antenna Factor (dB/m)+ Cable Loss (dB) – Preamplifier(dB) + 10dB Attenuation.
3. Measurement (dBuV/m) = Reading(dBuV) + C.F (Correction Factor).
4. The emission levels of other frequencies are very lower than the limit and not show in test report.

EUT	BE3600 Dual-Band Wi-Fi 7 Gaming Router	Date of Test	2025-04-15
Factor	DRH18-E	Temp. / Humidity	21°C /63%
Polarity	Horizontal	Site / Test Engineer	AC2 / Marvin
Test Mode	802.11be-20MHz_TX_Band2_CH 64_ANT 0+1	Test Voltage	AC 120V/60Hz

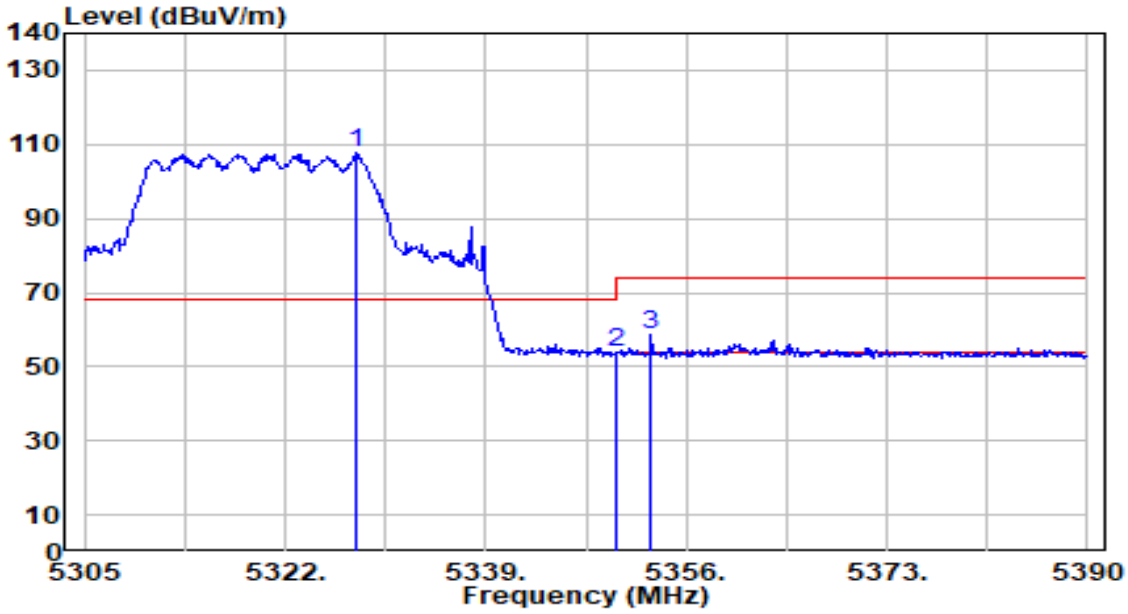

No		Frequency (MHz)	Reading (dBuV)	C.F (dB/m)	Measurement (dBuV/m)	Margin (dB)	Limit (dBuV/m)	Height (cm)	Angle (deg)	Remark (QP/PK/AV)
1		5327.950	106.00	1.72	107.72	N/A	N/A	342	156	Peak
2		5350.000	52.41	1.69	54.10	-19.90	74.00	342	156	Peak
3	*	5353.025	56.74	1.69	58.42	-15.58	74.00	342	156	Peak

Note:

1. " *", means this data is the worst emission level.
2. C.F (Correction Factor) = Antenna Factor (dB/m)+ Cable Loss (dB) – Preamplifier(dB) + 10dB Attenuation.
3. Measurement (dBuV/m) = Reading(dBuV) + C.F (Correction Factor).
4. The emission levels of other frequencies are very lower than the limit and not show in test report.

EUT	BE3600 Dual-Band Wi-Fi 7 Gaming Router	Date of Test	2025-04-15
Factor	DRH18-E	Temp. / Humidity	21°C /63%
Polarity	Horizontal	Site / Test Engineer	AC2 / Marvin
Test Mode	802.11be-20MHz_TX_Band2_CH 64_ANT 0+1	Test Voltage	AC 120V/60Hz

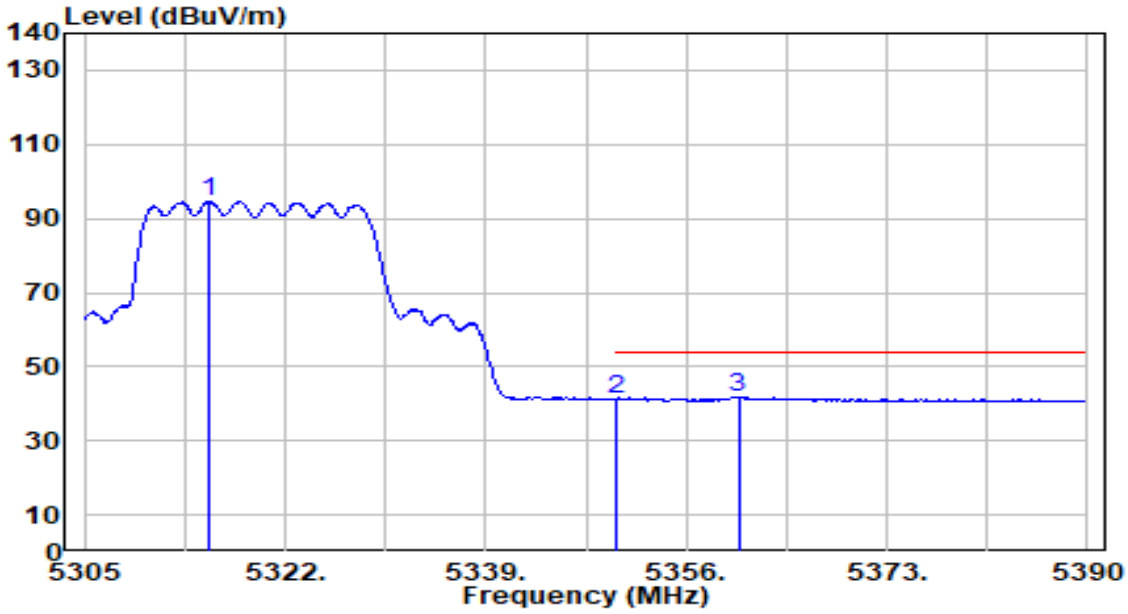

No		Frequency (MHz)	Reading (dBuV)	C.F (dB/m)	Measurement (dBuV/m)	Margin (dB)	Limit (dBuV/m)	Height (cm)	Angle (deg)	Remark (QP/PK/AV)
1		5315.540	92.74	1.74	94.48	N/A	N/A	342	156	Average
2		5350.000	39.57	1.69	41.26	-12.74	54.00	342	156	Average
3	*	5360.420	40.28	1.68	41.96	-12.04	54.00	342	156	Average

Note:

1. " *", means this data is the worst emission level.
2. C.F (Correction Factor) = Antenna Factor (dB/m)+ Cable Loss (dB) – Preamplifier(dB) + 10dB Attenuation.
3. Measurement (dBuV/m) = Reading(dBuV) + C.F (Correction Factor).
4. The emission levels of other frequencies are very lower than the limit and not show in test report.

EUT	BE3600 Dual-Band Wi-Fi 7 Gaming Router	Date of Test	2025-04-15
Factor	DRH18-E	Temp. / Humidity	21°C /63%
Polarity	Vertical	Site / Test Engineer	AC2 / Marvin
Test Mode	802.11be-20MHz_TX_Band2_CH 64_ANT 0+1	Test Voltage	AC 120V/60Hz

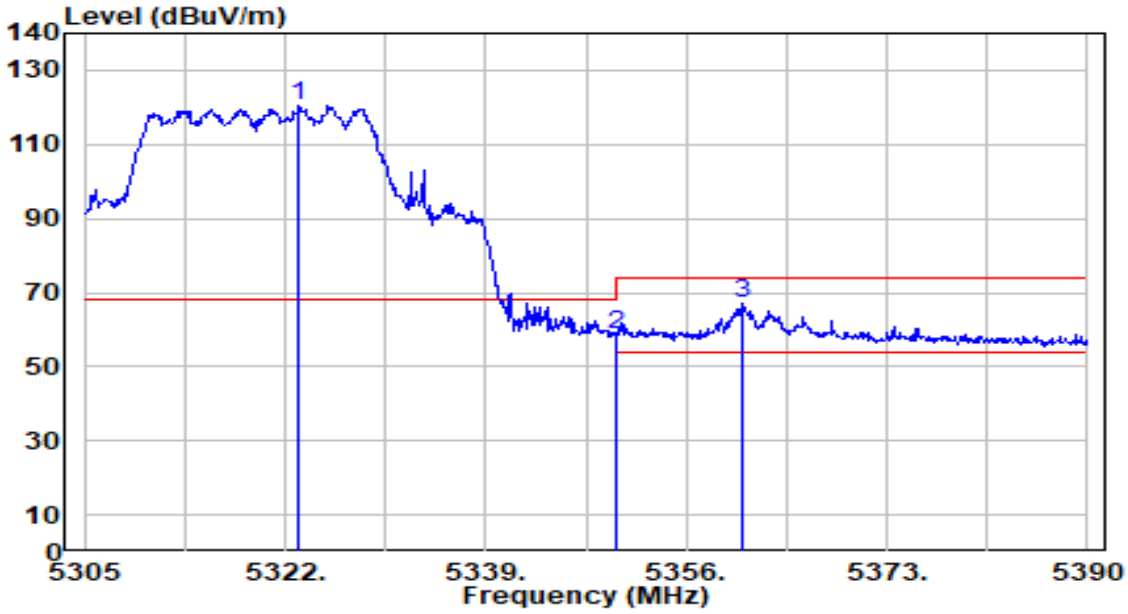

No		Frequency (MHz)	Reading (dBuV)	C.F (dB/m)	Measurement (dBuV/m)	Margin (dB)	Limit (dBuV/m)	Height (cm)	Angle (deg)	Remark (QP/PK/AV)
1		5323.190	118.71	1.73	120.43	N/A	N/A	144	329	Peak
2		5350.000	56.92	1.69	58.61	-15.39	74.00	144	329	Peak
3	*	5360.845	65.39	1.68	67.07	-6.93	74.00	144	329	Peak

Note:

1. " *", means this data is the worst emission level.
2. C.F (Correction Factor) = Antenna Factor (dB/m)+ Cable Loss (dB) – Preamplifier(dB) + 10dB Attenuation.
3. Measurement (dBuV/m) = Reading(dBuV) + C.F (Correction Factor).
4. The emission levels of other frequencies are very lower than the limit and not show in test report.

EUT	BE3600 Dual-Band Wi-Fi 7 Gaming Router	Date of Test	2025-04-15
Factor	DRH18-E	Temp. / Humidity	21°C /63%
Polarity	Vertical	Site / Test Engineer	AC2 / Marvin
Test Mode	802.11be-20MHz_TX_Band2_CH 64_ANT 0+1	Test Voltage	AC 120V/60Hz

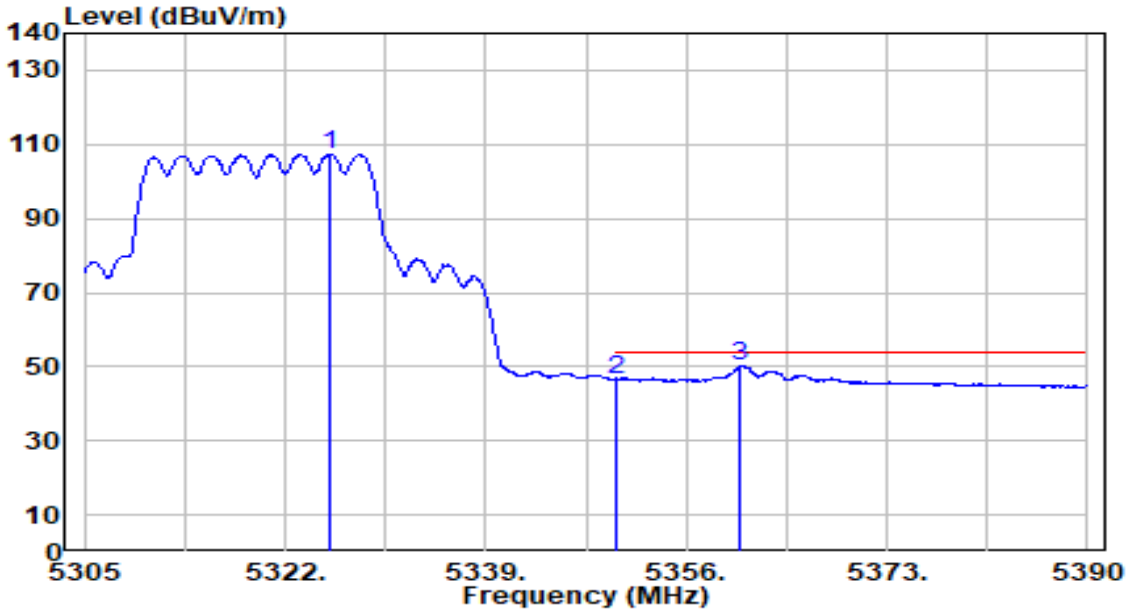

No		Frequency (MHz)	Reading (dBuV)	C.F (dB/m)	Measurement (dBuV/m)	Margin (dB)	Limit (dBuV/m)	Height (cm)	Angle (deg)	Remark (QP/PK/AV)
1		5325.825	105.55	1.72	107.27	N/A	N/A	144	329	Average
2		5350.000	44.81	1.69	46.50	-7.50	54.00	144	329	Average
3	*	5360.590	48.55	1.68	50.23	-3.77	54.00	144	329	Average

Note:

1. " *", means this data is the worst emission level.
2. C.F (Correction Factor) = Antenna Factor (dB/m)+ Cable Loss (dB) – Preamplifier(dB) + 10dB Attenuation.
3. Measurement (dBuV/m) = Reading(dBuV) + C.F (Correction Factor).
4. The emission levels of other frequencies are very lower than the limit and not show in test report.

EUT	BE3600 Dual-Band Wi-Fi 7 Gaming Router	Date of Test	2025-04-15
Factor	DRH18-E	Temp. / Humidity	21°C /63%
Polarity	Horizontal	Site / Test Engineer	AC2 / Marvin
Test Mode	802.11be-20MHz_TX_Band3_CH 100_ANT 0+1	Test Voltage	AC 120V/60Hz

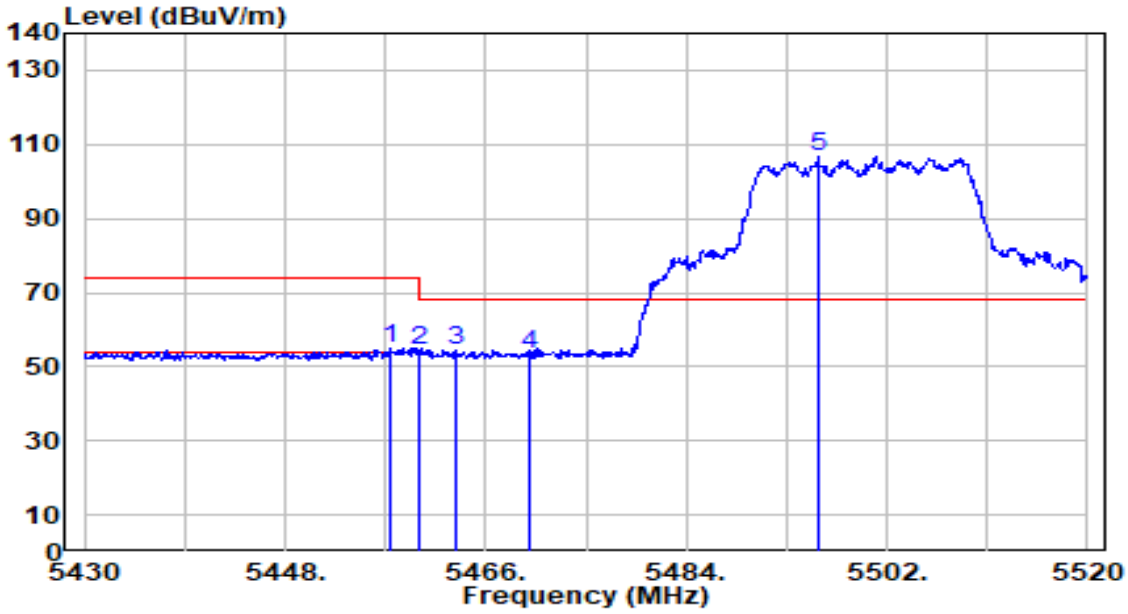

No		Frequency (MHz)	Reading (dBuV)	C.F (dB/m)	Measurement (dBuV/m)	Margin (dB)	Limit (dBuV/m)	Height (cm)	Angle (deg)	Remark (QP/PK/AV)
1		5457.360	52.95	1.86	54.81	-19.19	74.00	309	159	Peak
2		5460.000	52.71	1.87	54.58	-19.42	74.00	309	159	Peak
3	*	5463.300	52.44	1.89	54.33	-13.87	68.20	309	159	Peak
4		5470.000	51.23	1.92	53.14	-15.06	68.20	309	159	Peak
5		5495.880	104.51	2.02	106.53	N/A	N/A	309	159	Peak

Note:

1. " *", means this data is the worst emission level.
2. C.F (Correction Factor) = Antenna Factor (dB/m)+ Cable Loss (dB) – Preamplifier(dB) + 10dB Attenuation.
3. Measurement (dBuV/m) = Reading(dBuV) + C.F (Correction Factor).
4. The emission levels of other frequencies are very lower than the limit and not show in test report.

EUT	BE3600 Dual-Band Wi-Fi 7 Gaming Router	Date of Test	2025-04-15
Factor	DRH18-E	Temp. / Humidity	21°C /63%
Polarity	Horizontal	Site / Test Engineer	AC2 / Marvin
Test Mode	802.11be-20MHz_TX_Band3_CH 100_ANT 0+1	Test Voltage	AC 120V/60Hz

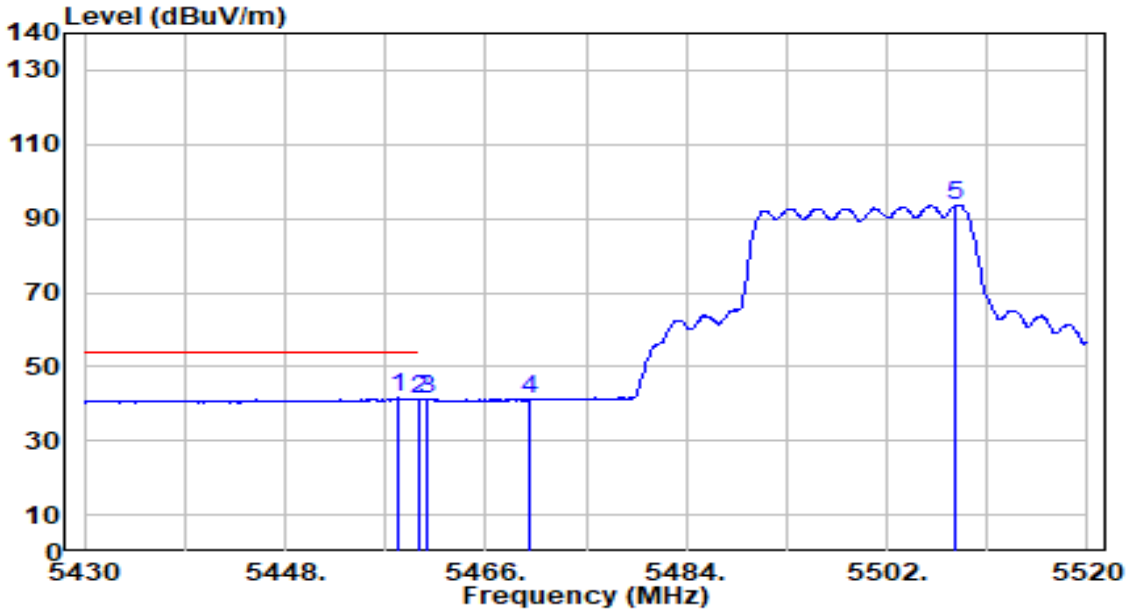

No		Frequency (MHz)	Reading (dBuV)	C.F (dB/m)	Measurement (dBuV/m)	Margin (dB)	Limit (dBuV/m)	Height (cm)	Angle (deg)	Remark (QP/PK/AV)
1	*	5458.260	39.68	1.87	41.55	-12.45	54.00	309	159	Average
2		5460.000	39.42	1.87	41.30	-12.70	54.00	309	159	Average
3		5460.780	39.45	1.88	41.33	N/A	N/A	309	159	Average
4		5470.000	39.14	1.92	41.06	N/A	N/A	309	159	Average
5		5508.210	91.65	2.08	93.73	N/A	N/A	309	159	Average

Note:

1. " *", means this data is the worst emission level.
2. C.F (Correction Factor) = Antenna Factor (dB/m)+ Cable Loss (dB) – Preamplifier(dB) + 10dB Attenuation.
3. Measurement (dBuV/m) = Reading(dBuV) + C.F (Correction Factor).
4. The emission levels of other frequencies are very lower than the limit and not show in test report.

EUT	BE3600 Dual-Band Wi-Fi 7 Gaming Router	Date of Test	2025-04-15
Factor	DRH18-E	Temp. / Humidity	21°C /63%
Polarity	Vertical	Site / Test Engineer	AC2 / Marvin
Test Mode	802.11be-20MHz_TX_Band3_CH 100_ANT 0+1	Test Voltage	AC 120V/60Hz

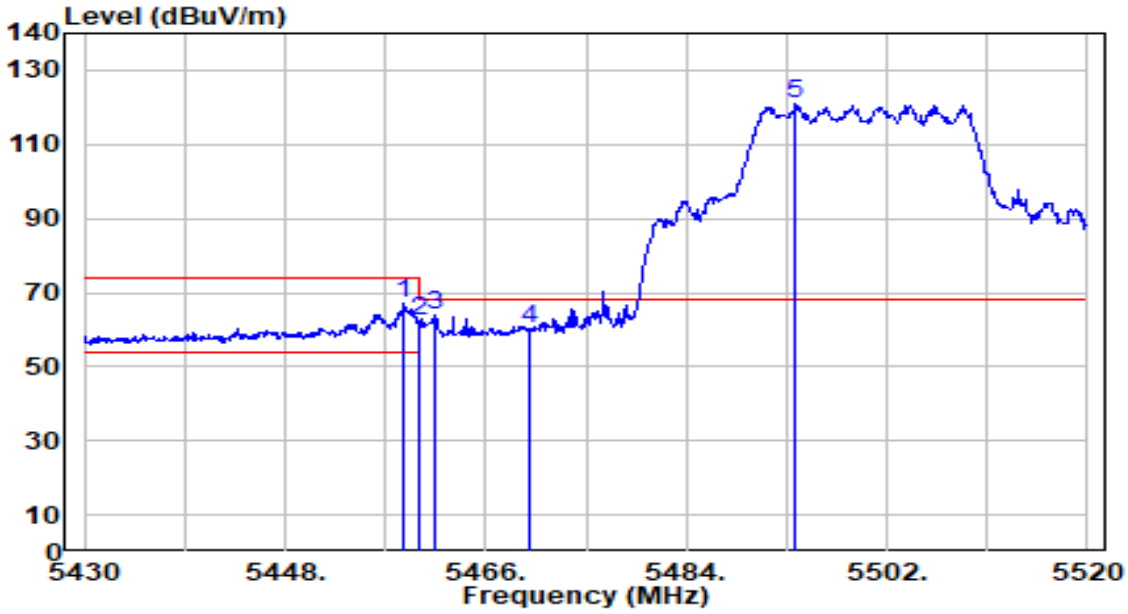

No		Frequency (MHz)	Reading (dBuV)	C.F (dB/m)	Measurement (dBuV/m)	Margin (dB)	Limit (dBuV/m)	Height (cm)	Angle (deg)	Remark (QP/PK/AV)
1		5458.620	65.07	1.87	66.94	-7.06	74.00	133	335	Peak
2		5460.000	60.35	1.87	62.22	-11.78	74.00	133	335	Peak
3	*	5461.500	61.90	1.88	63.78	-4.42	68.20	133	335	Peak
4		5470.000	58.35	1.92	60.26	-7.94	68.20	133	335	Peak
5		5493.810	118.81	2.01	120.82	N/A	N/A	133	335	Peak

Note:

1. " *", means this data is the worst emission level.
2. C.F (Correction Factor) = Antenna Factor (dB/m)+ Cable Loss (dB) – Preamplifier(dB) + 10dB Attenuation.
3. Measurement (dBuV/m) = Reading(dBuV) + C.F (Correction Factor).
4. The emission levels of other frequencies are very lower than the limit and not show in test report.

EUT	BE3600 Dual-Band Wi-Fi 7 Gaming Router	Date of Test	2025-04-15
Factor	DRH18-E	Temp. / Humidity	21°C /63%
Polarity	Vertical	Site / Test Engineer	AC2 / Marvin
Test Mode	802.11be-20MHz_TX_Band3_CH 100_ANT 0+1	Test Voltage	AC 120V/60Hz

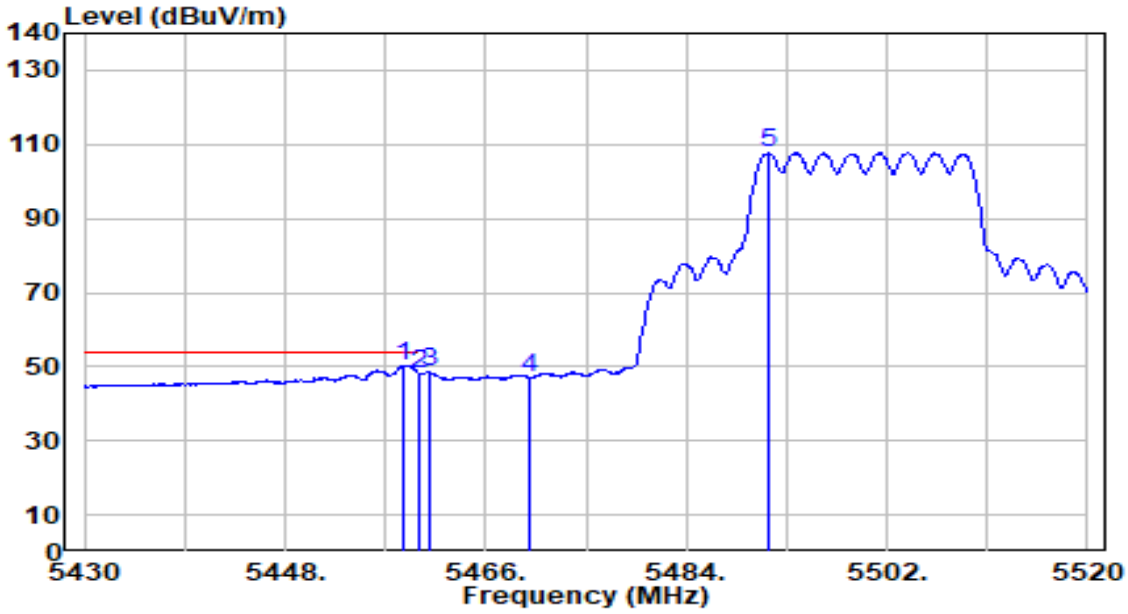

No		Frequency (MHz)	Reading (dBuV)	C.F (dB/m)	Measurement (dBuV/m)	Margin (dB)	Limit (dBuV/m)	Height (cm)	Angle (deg)	Remark (QP/PK/AV)
1	*	5458.710	48.56	1.87	50.42	-3.58	54.00	133	335	Average
2		5460.000	46.32	1.87	48.20	-5.80	54.00	133	335	Average
3		5460.960	46.77	1.88	48.64	N/A	N/A	133	335	Average
4		5470.000	45.20	1.92	47.12	N/A	N/A	133	335	Average
5		5491.380	105.76	2.00	107.76	N/A	N/A	133	335	Average

Note:

1. " *", means this data is the worst emission level.
2. C.F (Correction Factor) = Antenna Factor (dB/m)+ Cable Loss (dB) – Preamplifier(dB) + 10dB Attenuation.
3. Measurement (dBuV/m) = Reading(dBuV) + C.F (Correction Factor).
4. The emission levels of other frequencies are very lower than the limit and not show in test report.

EUT	BE3600 Dual-Band Wi-Fi 7 Gaming Router	Date of Test	2025-04-15
Factor	DRH18-E	Temp. / Humidity	21°C /63%
Polarity	Horizontal	Site / Test Engineer	AC2 / Marvin
Test Mode	802.11be-20MHz_TX_Band3_CH 140_ANT 0+1	Test Voltage	AC 120V/60Hz

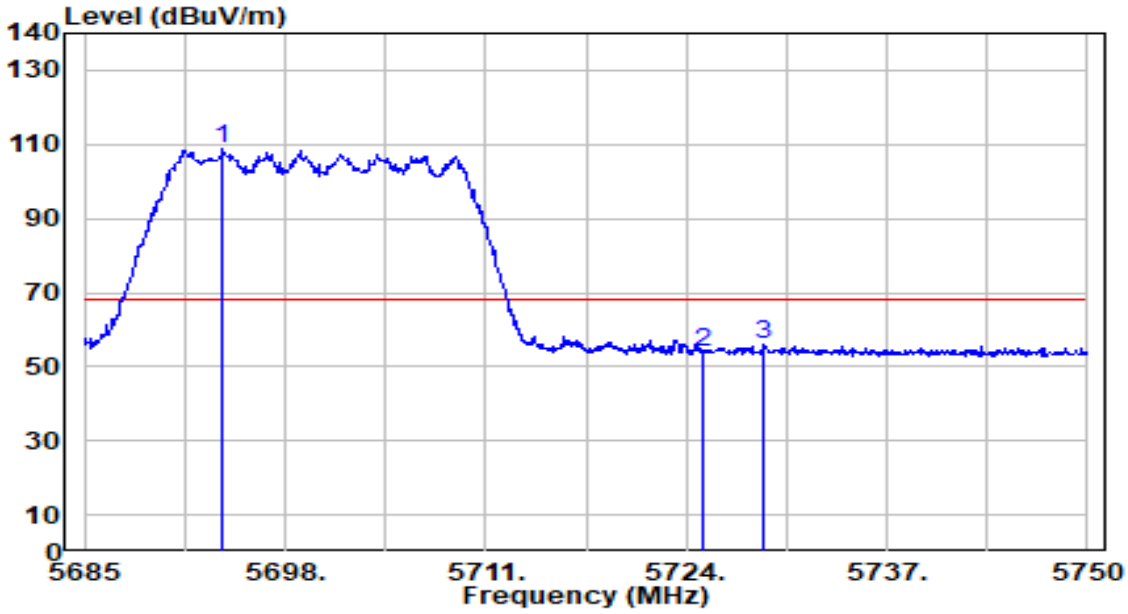

No		Frequency (MHz)	Reading (dBuV)	C.F (dB/m)	Measurement (dBuV/m)	Margin (dB)	Limit (dBuV/m)	Height (cm)	Angle (deg)	Remark (QP/PK/AV)
1		5693.970	105.97	2.99	108.96	N/A	N/A	272	333	Peak
2		5725.000	50.79	3.14	53.93	-14.27	68.20	272	333	Peak
3	*	5729.005	53.07	3.16	56.23	-11.97	68.20	272	333	Peak

Note:

1. " *", means this data is the worst emission level.
2. C.F (Correction Factor) = Antenna Factor (dB/m)+ Cable Loss (dB) – Preamplifier(dB) + 10dB Attenuation.
3. Measurement (dBuV/m) = Reading(dBuV) + C.F (Correction Factor).
4. The emission levels of other frequencies are very lower than the limit and not show in test report.

EUT	BE3600 Dual-Band Wi-Fi 7 Gaming Router	Date of Test	2025-04-15
Factor	DRH18-E	Temp. / Humidity	21°C /63%
Polarity	Vertical	Site / Test Engineer	AC2 / Marvin
Test Mode	802.11be-20MHz_TX_Band3_CH 140_ANT 0+1	Test Voltage	AC 120V/60Hz

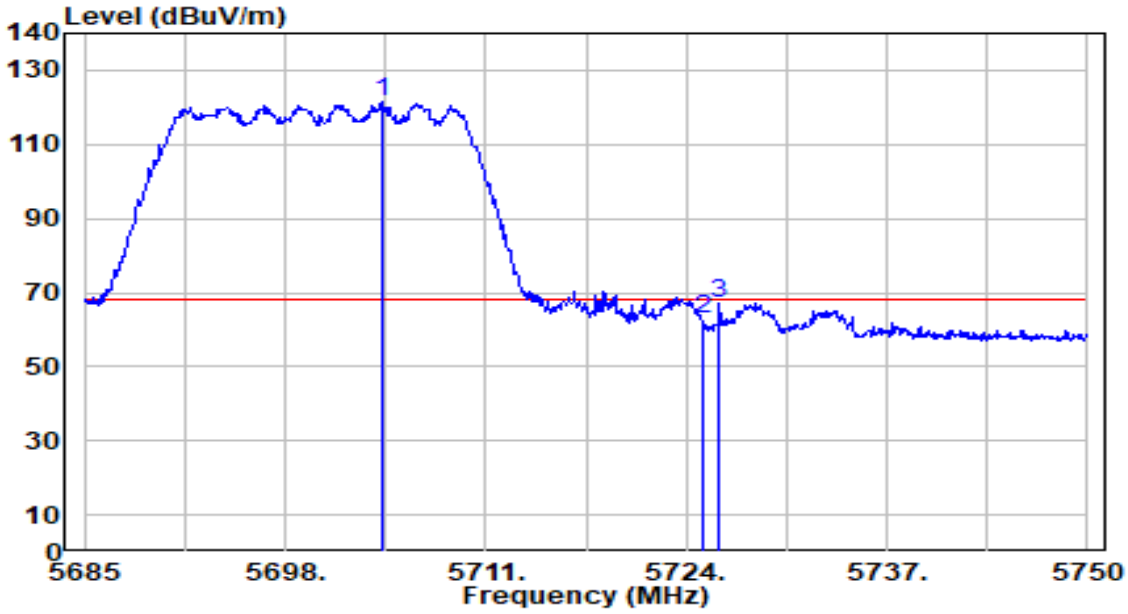

No		Frequency (MHz)	Reading (dBuV)	C.F (dB/m)	Measurement (dBuV/m)	Margin (dB)	Limit (dBuV/m)	Height (cm)	Angle (deg)	Remark (QP/PK/AV)
1		5704.240	118.29	3.04	121.33	N/A	N/A	172	0	Peak
2		5725.000	59.78	3.14	62.92	-5.28	68.20	172	0	Peak
3	*	5726.080	64.10	3.15	67.25	-0.95	68.20	172	0	Peak

Note:

1. " *", means this data is the worst emission level.
2. C.F (Correction Factor) = Antenna Factor (dB/m)+ Cable Loss (dB) – Preamplifier(dB) + 10dB Attenuation.
3. Measurement (dBuV/m) = Reading(dBuV) + C.F (Correction Factor).
4. The emission levels of other frequencies are very lower than the limit and not show in test report.

EUT	BE3600 Dual-Band Wi-Fi 7 Gaming Router	Date of Test	2025-04-16
Factor	DRH18-E	Temp. / Humidity	21°C /63%
Polarity	Horizontal	Site / Test Engineer	AC2 / Marvin
Test Mode	802.11be-20MHz_TX_Band4_CH 149_ANT 0+1	Test Voltage	AC 120V/60Hz

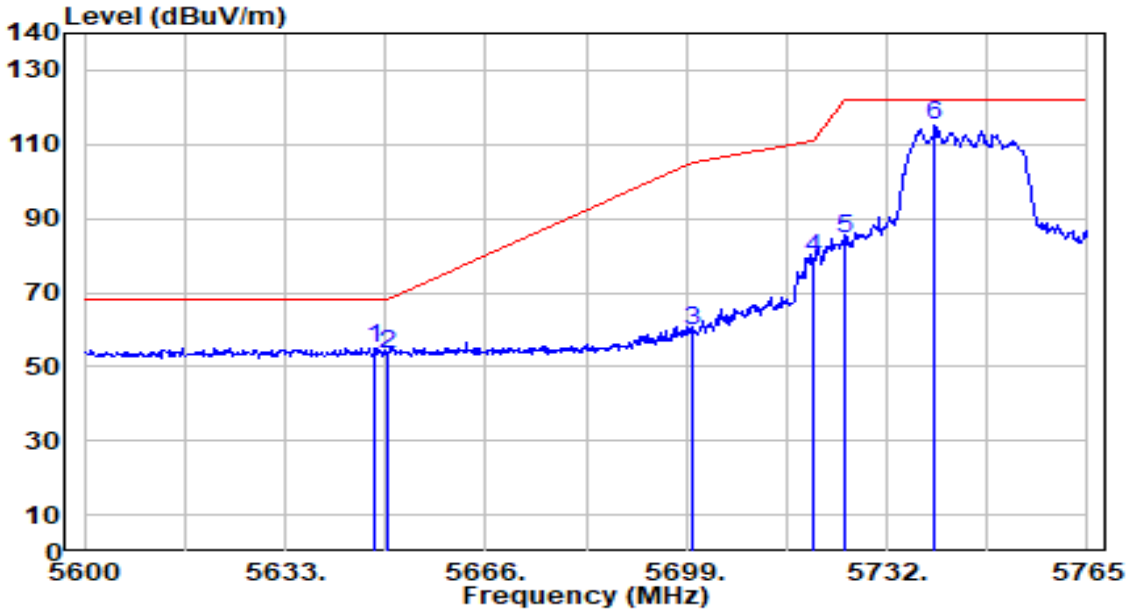

No		Frequency (MHz)	Reading (dBuV)	C.F (dB/m)	Measurement (dBuV/m)	Margin (dB)	Limit (dBuV/m)	Height (cm)	Angle (deg)	Remark (QP/PK/AV)
1	*	5647.685	52.35	2.77	55.12	-13.08	68.20	100	282	Peak
2		5650.000	50.80	2.78	53.57	-14.63	68.20	100	282	Peak
3		5700.000	56.62	3.02	59.63	-45.57	105.20	100	282	Peak
4		5720.000	76.08	3.12	79.19	-31.61	110.80	100	282	Peak
5		5725.000	81.61	3.14	84.75	-37.45	122.20	100	282	Peak
6		5739.755	111.71	3.21	114.92	N/A	N/A	100	282	Peak

Note:

1. " *", means this data is the worst emission level.
2. C.F (Correction Factor) = Antenna Factor (dB/m)+ Cable Loss (dB) – Preamplifier(dB) + 10dB Attenuation.
3. Measurement (dBuV/m) = Reading(dBuV) + C.F (Correction Factor).
4. The emission levels of other frequencies are very lower than the limit and not show in test report.

EUT	BE3600 Dual-Band Wi-Fi 7 Gaming Router	Date of Test	2025-04-16
Factor	DRH18-E	Temp. / Humidity	21°C /63%
Polarity	Vertical	Site / Test Engineer	AC2 / Marvin
Test Mode	802.11be-20MHz_TX_Band4_CH 149_ANT 0+1	Test Voltage	AC 120V/60Hz

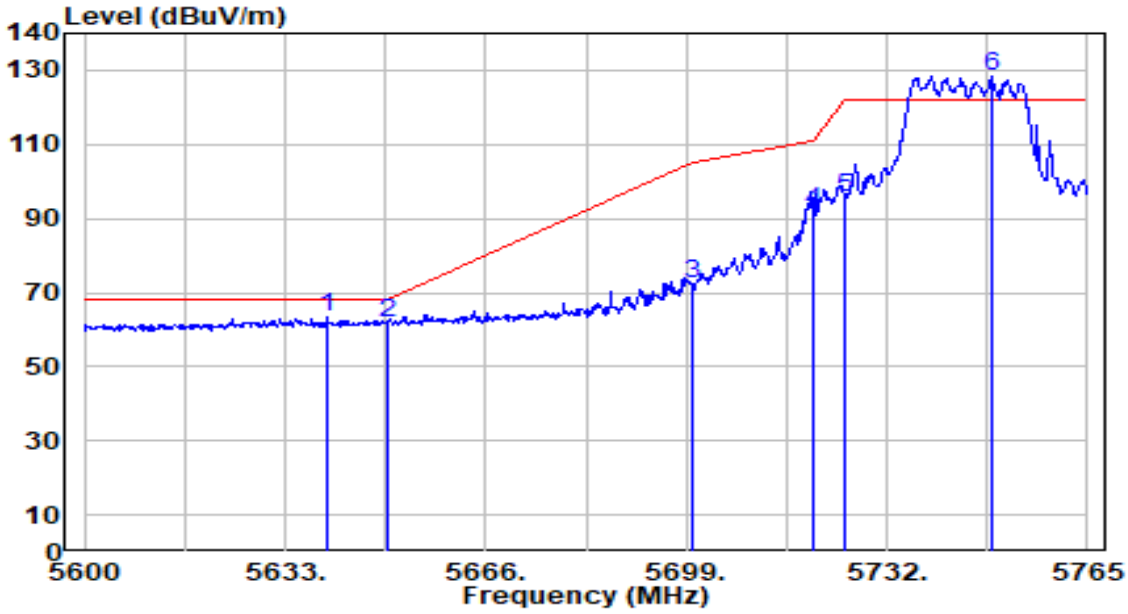

No		Frequency (MHz)	Reading (dBuV)	C.F (dB/m)	Measurement (dBuV/m)	Margin (dB)	Limit (dBuV/m)	Height (cm)	Angle (deg)	Remark (QP/PK/AV)
1	*	5639.765	60.51	2.73	63.24	-4.96	68.20	156	360	Peak
2		5650.000	58.80	2.78	61.58	-6.62	68.20	156	360	Peak
3		5700.000	69.28	3.02	72.30	-32.90	105.20	156	360	Peak
4		5720.000	89.05	3.12	92.16	-18.64	110.80	156	360	Peak
5		5725.000	92.59	3.14	95.73	-26.47	122.20	156	360	Peak
6		5749.490	125.24	3.26	128.50	N/A	N/A	156	360	Peak

Note:

1. " *", means this data is the worst emission level.
2. C.F (Correction Factor) = Antenna Factor (dB/m)+ Cable Loss (dB) – Preamplifier(dB) + 10dB Attenuation.
3. Measurement (dBuV/m) = Reading(dBuV) + C.F (Correction Factor).
4. The emission levels of other frequencies are very lower than the limit and not show in test report.

EUT	BE3600 Dual-Band Wi-Fi 7 Gaming Router	Date of Test	2025-04-16
Factor	DRH18-E	Temp. / Humidity	21°C /63%
Polarity	Horizontal	Site / Test Engineer	AC2 / Marvin
Test Mode	802.11be-20MHz_TX_Band4_CH 165_ANT 0+1	Test Voltage	AC 120V/60Hz

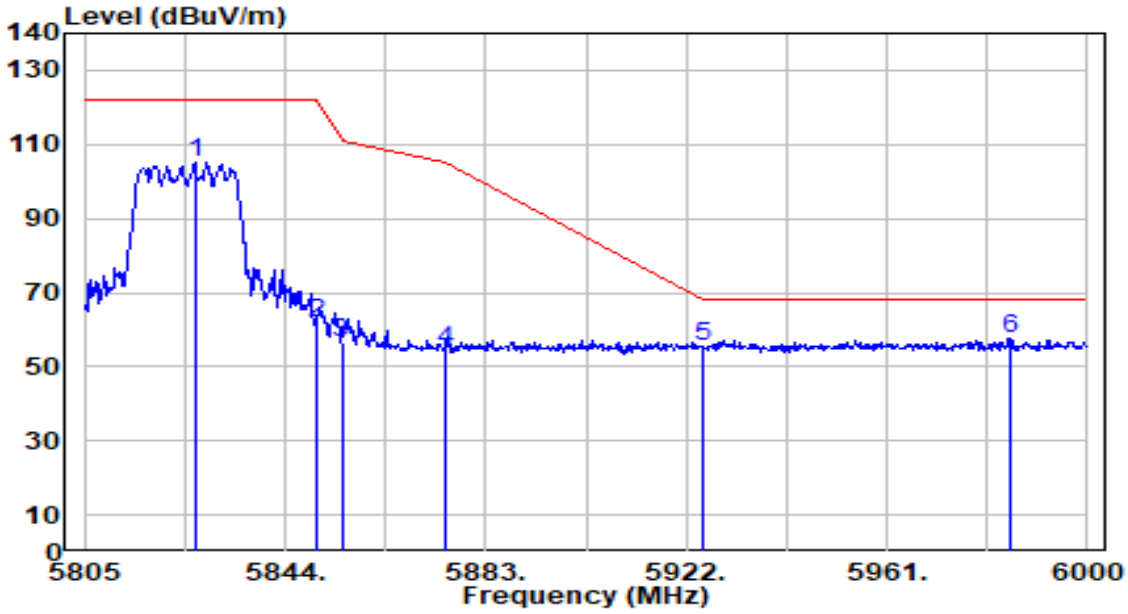

No		Frequency (MHz)	Reading (dBuV)	C.F (dB/m)	Measurement (dBuV/m)	Margin (dB)	Limit (dBuV/m)	Height (cm)	Angle (deg)	Remark (QP/PK/AV)
1		5826.450	101.44	3.51	104.95	N/A	N/A	131	252	Peak
2		5850.000	58.23	3.51	61.73	-60.47	122.20	131	252	Peak
3		5855.000	53.11	3.51	56.62	-54.18	110.80	131	252	Peak
4		5875.000	51.03	3.50	54.54	-50.66	105.20	131	252	Peak
5		5925.000	51.80	3.51	55.32	-12.88	68.20	131	252	Peak
6	*	5984.790	53.90	3.53	57.43	-10.77	68.20	131	252	Peak

Note:

1. " *", means this data is the worst emission level.
2. C.F (Correction Factor) = Antenna Factor (dB/m)+ Cable Loss (dB) – Preamplifier(dB) + 10dB Attenuation.
3. Measurement (dBuV/m) = Reading(dBuV) + C.F (Correction Factor).
4. The emission levels of other frequencies are very lower than the limit and not show in test report.

EUT	BE3600 Dual-Band Wi-Fi 7 Gaming Router	Date of Test	2025-04-16
Factor	DRH18-E	Temp. / Humidity	21°C /63%
Polarity	Vertical	Site / Test Engineer	AC2 / Marvin
Test Mode	802.11be-20MHz_TX_Band4_CH 165_ANT 0+1	Test Voltage	AC 120V/60Hz

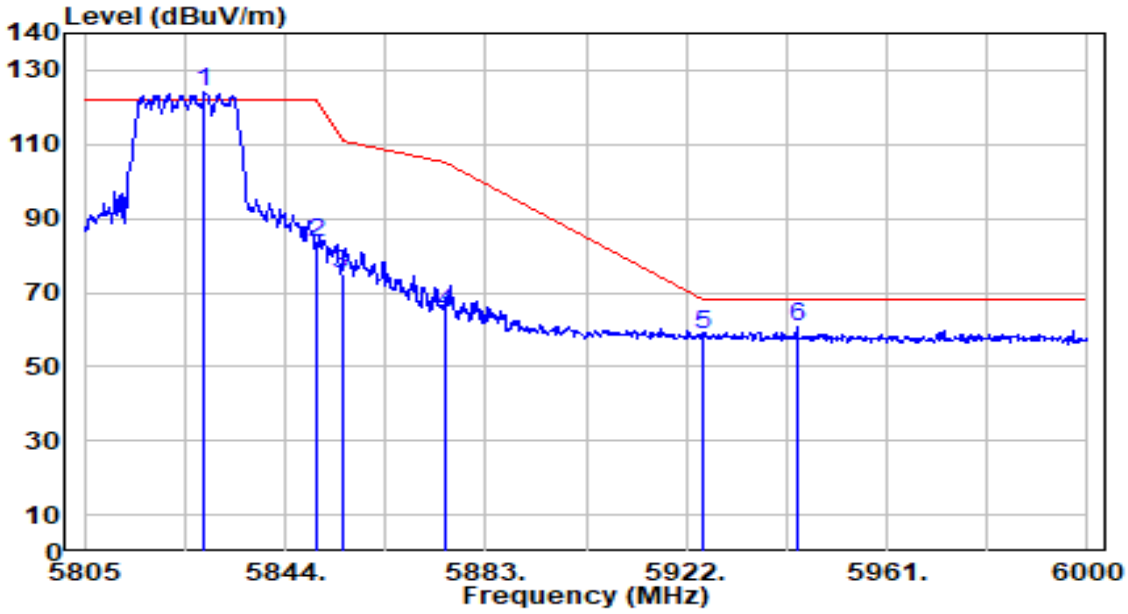

No		Frequency (MHz)	Reading (dBuV)	C.F (dB/m)	Measurement (dBuV/m)	Margin (dB)	Limit (dBuV/m)	Height (cm)	Angle (deg)	Remark (QP/PK/AV)
1		5828.400	120.55	3.51	124.06	N/A	N/A	167	360	Peak
2		5850.000	80.10	3.51	83.61	-38.59	122.20	167	360	Peak
3		5855.000	71.38	3.51	74.89	-35.91	110.80	167	360	Peak
4		5875.000	60.96	3.50	64.47	-40.73	105.20	167	360	Peak
5		5925.000	55.00	3.51	58.51	-9.69	68.20	167	360	Peak
6	*	5943.450	57.04	3.52	60.56	-7.64	68.20	167	360	Peak

Note:

1. " *", means this data is the worst emission level.
2. C.F (Correction Factor) = Antenna Factor (dB/m)+ Cable Loss (dB) – Preamplifier(dB) + 10dB Attenuation.
3. Measurement (dBuV/m) = Reading(dBuV) + C.F (Correction Factor).
4. The emission levels of other frequencies are very lower than the limit and not show in test report.

EUT	BE3600 Dual-Band Wi-Fi 7 Gaming Router	Date of Test	2025-04-15
Factor	DRH18-E	Temp. / Humidity	21°C /63%
Polarity	Horizontal	Site / Test Engineer	AC2 / Marvin
Test Mode	802.11be-40MHz_TX_Band1_CH 38_ANT 0+1	Test Voltage	AC 120V/60Hz

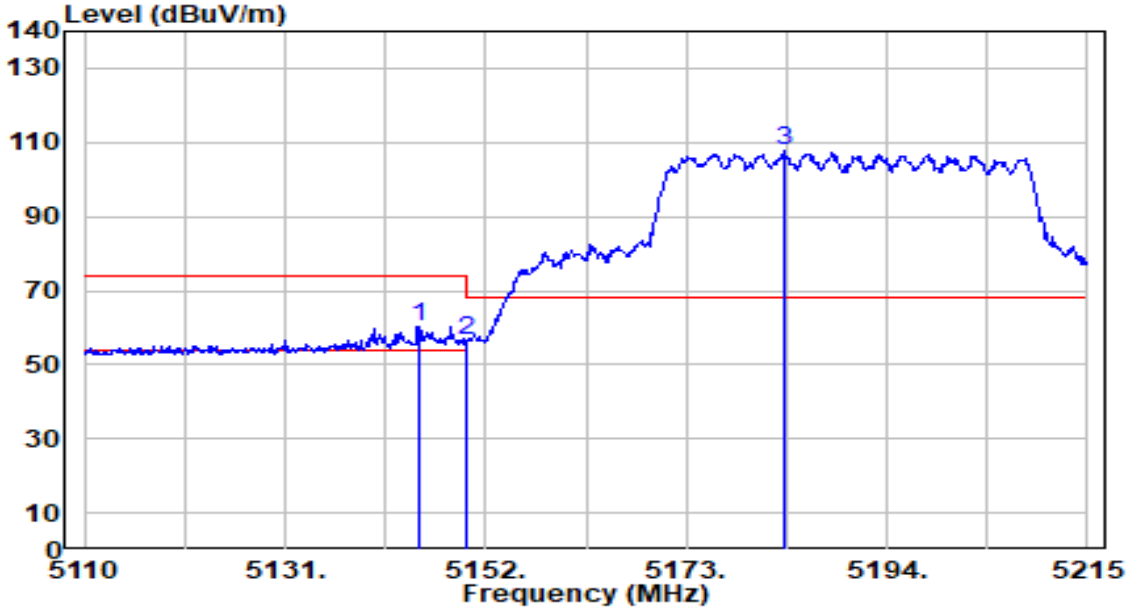

No		Frequency (MHz)	Reading (dBuV)	C.F (dB/m)	Measurement (dBuV/m)	Margin (dB)	Limit (dBuV/m)	Height (cm)	Angle (deg)	Remark (QP/PK/AV)
1	*	5145.070	58.43	1.81	60.24	-13.76	74.00	325	157	Peak
2		5150.000	54.49	1.82	56.31	-17.69	74.00	325	157	Peak
3		5183.290	105.73	1.87	107.61	N/A	N/A	325	157	Peak

Note:

1. " *", means this data is the worst emission level.
2. C.F (Correction Factor) = Antenna Factor (dB/m)+ Cable Loss (dB) – Preamplifier(dB) + 10dB Attenuation.
3. Measurement (dBuV/m) = Reading(dBuV) + C.F (Correction Factor).
4. The emission levels of other frequencies are very lower than the limit and not show in test report.

EUT	BE3600 Dual-Band Wi-Fi 7 Gaming Router	Date of Test	2025-04-15
Factor	DRH18-E	Temp. / Humidity	21°C /63%
Polarity	Horizontal	Site / Test Engineer	AC2 / Marvin
Test Mode	802.11be-40MHz_TX_Band1_CH 38_ANT 0+1	Test Voltage	AC 120V/60Hz

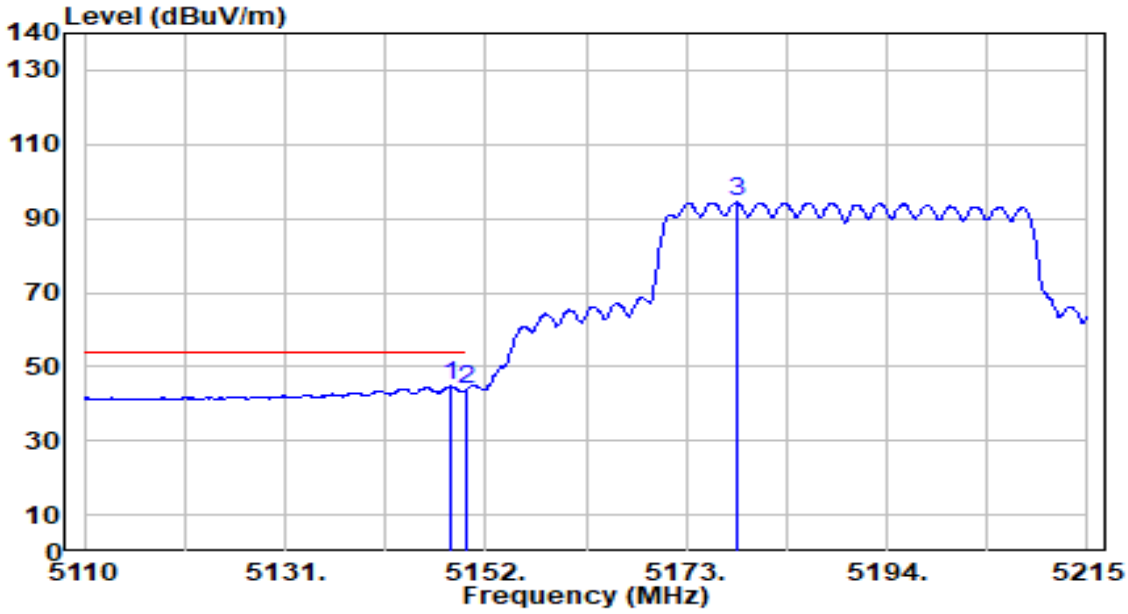

No		Frequency (MHz)	Reading (dBuV)	C.F (dB/m)	Measurement (dBuV/m)	Margin (dB)	Limit (dBuV/m)	Height (cm)	Angle (deg)	Remark (QP/PK/AV)
1	*	5148.325	42.83	1.82	44.65	-9.35	54.00	325	157	Average
2		5150.000	42.02	1.82	43.84	-10.16	54.00	325	157	Average
3		5178.250	92.45	1.87	94.32	N/A	N/A	325	157	Average

Note:

1. " *", means this data is the worst emission level.
2. C.F (Correction Factor) = Antenna Factor (dB/m)+ Cable Loss (dB) – Preamplifier(dB) + 10dB Attenuation.
3. Measurement (dBuV/m) = Reading(dBuV) + C.F (Correction Factor).
4. The emission levels of other frequencies are very lower than the limit and not show in test report.

EUT	BE3600 Dual-Band Wi-Fi 7 Gaming Router	Date of Test	2025-04-15
Factor	DRH18-E	Temp. / Humidity	21°C /63%
Polarity	Vertical	Site / Test Engineer	AC2 / Marvin
Test Mode	802.11be-40MHz_TX_Band1_CH 38_ANT 0+1	Test Voltage	AC 120V/60Hz

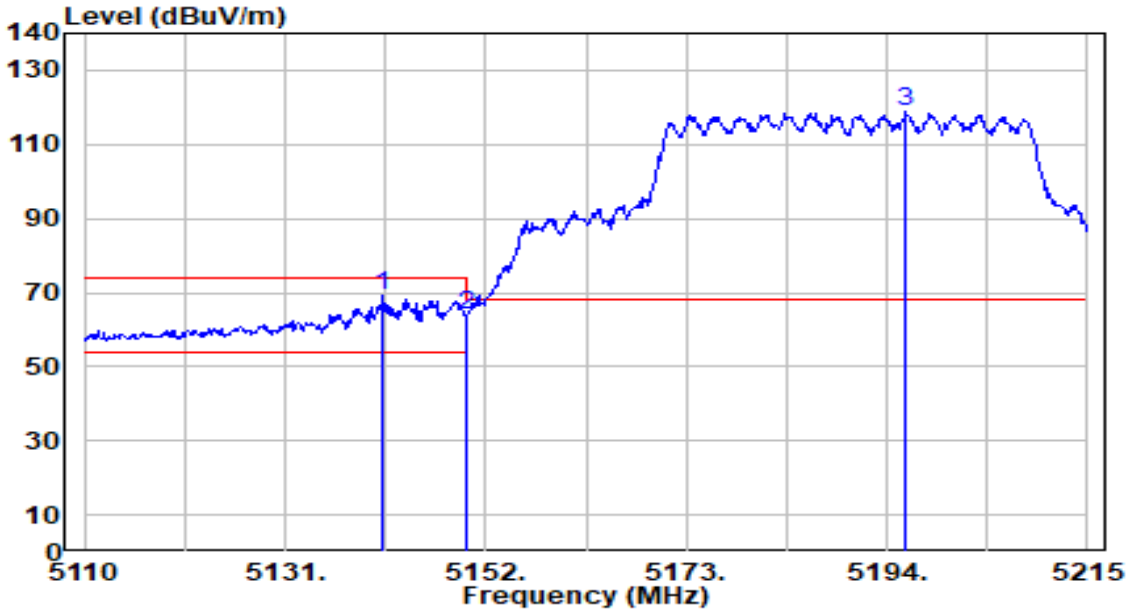

No		Frequency (MHz)	Reading (dBuV)	C.F (dB/m)	Measurement (dBuV/m)	Margin (dB)	Limit (dBuV/m)	Height (cm)	Angle (deg)	Remark (QP/PK/AV)
1	*	5141.290	67.48	1.80	69.29	-4.71	74.00	109	331	Peak
2		5150.000	61.88	1.82	63.70	-10.30	74.00	109	331	Peak
3		5195.995	116.76	1.90	118.65	N/A	N/A	109	331	Peak

Note:

1. " *", means this data is the worst emission level.
2. C.F (Correction Factor) = Antenna Factor (dB/m)+ Cable Loss (dB) – Preamplifier(dB) + 10dB Attenuation.
3. Measurement (dBuV/m) = Reading(dBuV) + C.F (Correction Factor).
4. The emission levels of other frequencies are very lower than the limit and not show in test report.

EUT	BE3600 Dual-Band Wi-Fi 7 Gaming Router	Date of Test	2025-04-15
Factor	DRH18-E	Temp. / Humidity	21°C /63%
Polarity	Vertical	Site / Test Engineer	AC2 / Marvin
Test Mode	802.11be-40MHz_TX_Band1_CH 38_ANT 0+1	Test Voltage	AC 120V/60Hz

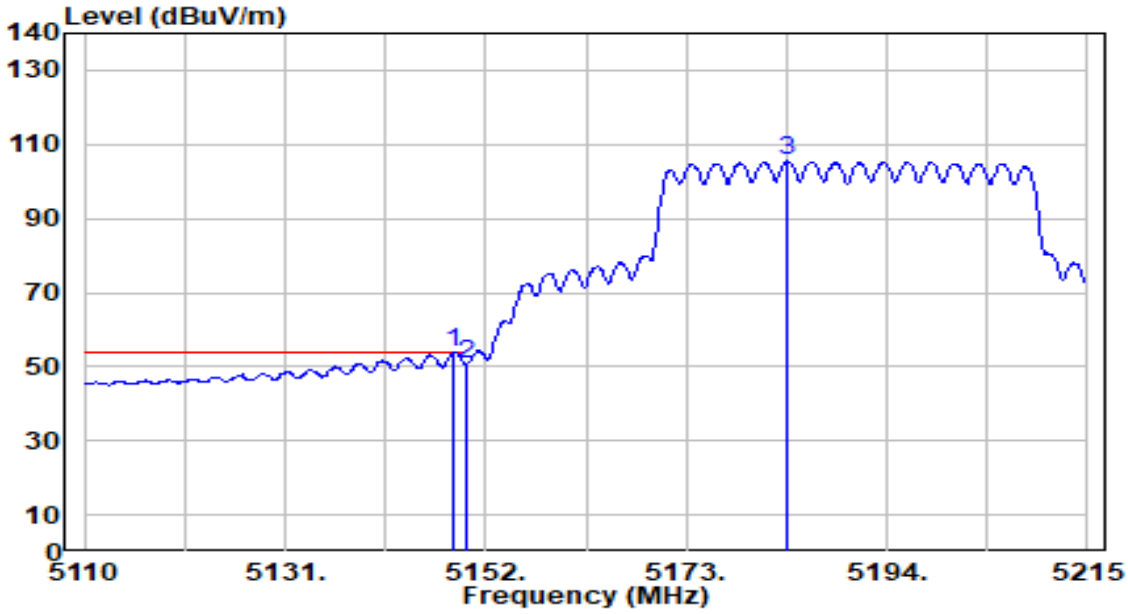

No		Frequency (MHz)	Reading (dBuV)	C.F (dB/m)	Measurement (dBuV/m)	Margin (dB)	Limit (dBuV/m)	Height (cm)	Angle (deg)	Remark (QP/PK/AV)
1	*	5148.745	52.06	1.82	53.88	-0.12	54.00	109	331	Average
2		5150.000	48.72	1.82	50.53	-3.47	54.00	109	331	Average
3		5183.605	103.58	1.87	105.45	N/A	N/A	109	331	Average

Note:

1. " *", means this data is the worst emission level.
2. C.F (Correction Factor) = Antenna Factor (dB/m)+ Cable Loss (dB) – Preamplifier(dB) + 10dB Attenuation.
3. Measurement (dBuV/m) = Reading(dBuV) + C.F (Correction Factor).
4. The emission levels of other frequencies are very lower than the limit and not show in test report.

EUT	BE3600 Dual-Band Wi-Fi 7 Gaming Router	Date of Test	2025-04-15
Factor	DRH18-E	Temp. / Humidity	21°C /63%
Polarity	Horizontal	Site / Test Engineer	AC2 / Marvin
Test Mode	802.11be-40MHz_TX_Band2_CH 62_ANT 0+1	Test Voltage	AC 120V/60Hz

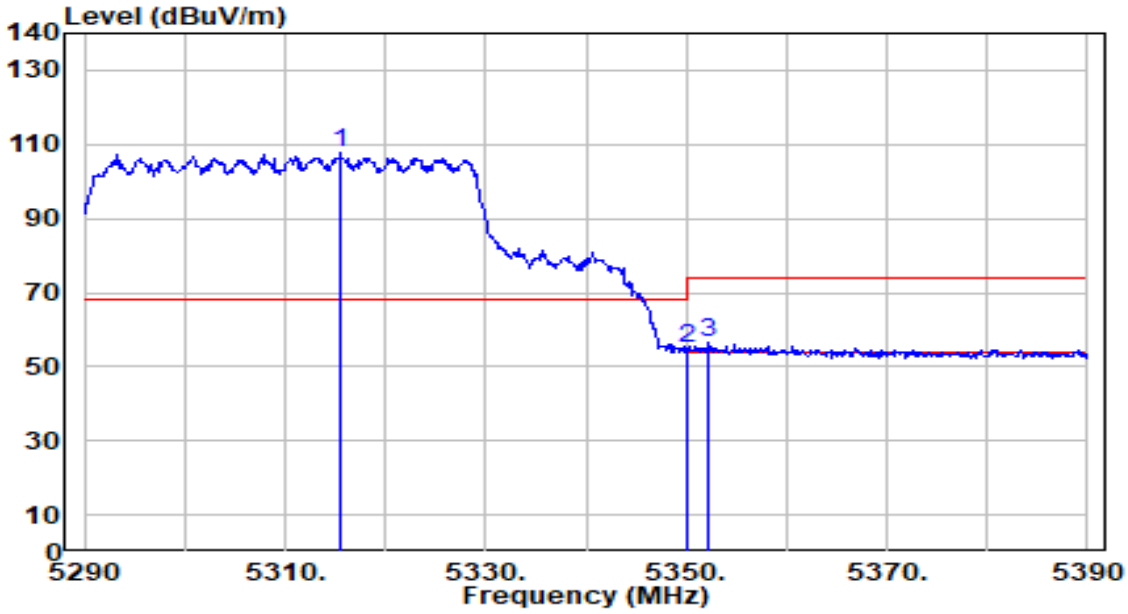

No		Frequency (MHz)	Reading (dBuV)	C.F (dB/m)	Measurement (dBuV/m)	Margin (dB)	Limit (dBuV/m)	Height (cm)	Angle (deg)	Remark (QP/PK/AV)
1		5315.500	106.13	1.74	107.87	N/A	N/A	322	156	Peak
2		5350.000	53.17	1.69	54.86	-19.14	74.00	322	156	Peak
3	*	5352.300	54.83	1.69	56.51	-17.49	74.00	322	156	Peak

Note:

1. " *", means this data is the worst emission level.
2. C.F (Correction Factor) = Antenna Factor (dB/m)+ Cable Loss (dB) – Preamplifier(dB) + 10dB Attenuation.
3. Measurement (dBuV/m) = Reading(dBuV) + C.F (Correction Factor).
4. The emission levels of other frequencies are very lower than the limit and not show in test report.

EUT	BE3600 Dual-Band Wi-Fi 7 Gaming Router	Date of Test	2025-04-15
Factor	DRH18-E	Temp. / Humidity	21°C /63%
Polarity	Horizontal	Site / Test Engineer	AC2 / Marvin
Test Mode	802.11be-40MHz_TX_Band2_CH 62_ANT 0+1	Test Voltage	AC 120V/60Hz

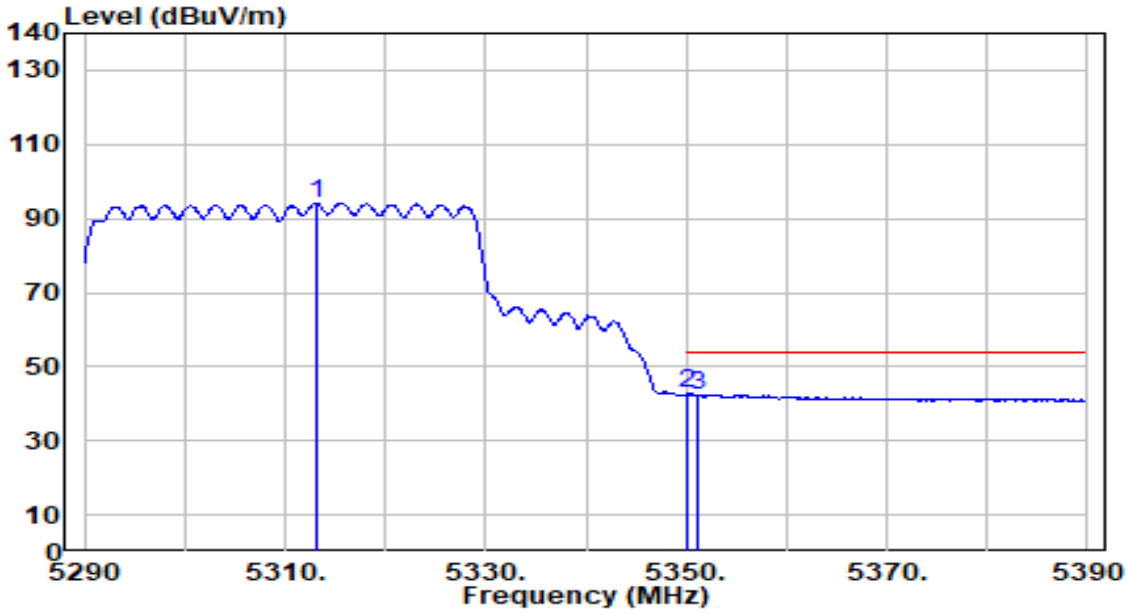

No		Frequency (MHz)	Reading (dBuV)	C.F (dB/m)	Measurement (dBuV/m)	Margin (dB)	Limit (dBuV/m)	Height (cm)	Angle (deg)	Remark (QP/PK/AV)
1		5313.100	92.47	1.74	94.21	N/A	N/A	322	156	Average
2	*	5350.000	41.00	1.69	42.69	-11.31	54.00	322	156	Average
3		5351.100	40.79	1.69	42.48	-11.52	54.00	322	156	Average

Note:

1. " *", means this data is the worst emission level.
2. C.F (Correction Factor) = Antenna Factor (dB/m)+ Cable Loss (dB) – Preamplifier(dB) + 10dB Attenuation.
3. Measurement (dBuV/m) = Reading(dBuV) + C.F (Correction Factor).
4. The emission levels of other frequencies are very lower than the limit and not show in test report.

EUT	BE3600 Dual-Band Wi-Fi 7 Gaming Router	Date of Test	2025-04-15
Factor	DRH18-E	Temp. / Humidity	21°C /63%
Polarity	Vertical	Site / Test Engineer	AC2 / Marvin
Test Mode	802.11be-40MHz_TX_Band2_CH 62_ANT 0+1	Test Voltage	AC 120V/60Hz

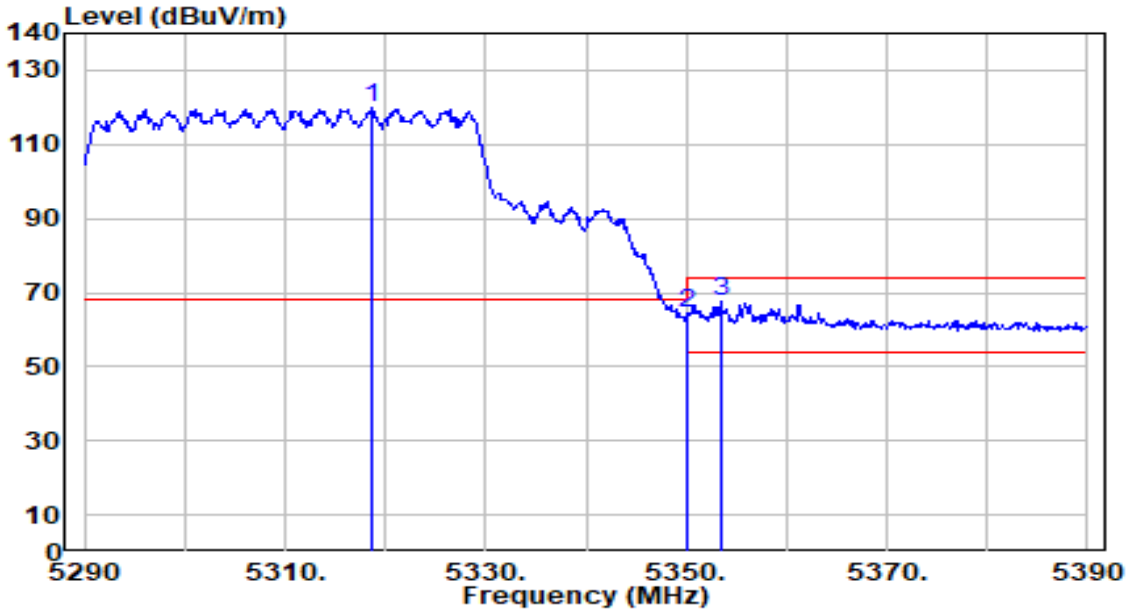

No		Frequency (MHz)	Reading (dBuV)	C.F (dB/m)	Measurement (dBuV/m)	Margin (dB)	Limit (dBuV/m)	Height (cm)	Angle (deg)	Remark (QP/PK/AV)
1		5318.600	118.37	1.73	120.10	N/A	N/A	140	331	Peak
2		5350.000	62.57	1.69	64.26	-9.74	74.00	140	331	Peak
3	*	5353.500	66.05	1.69	67.73	-6.27	74.00	140	331	Peak

Note:

1. " *", means this data is the worst emission level.
2. C.F (Correction Factor) = Antenna Factor (dB/m)+ Cable Loss (dB) – Preamplifier(dB) + 10dB Attenuation.
3. Measurement (dBuV/m) = Reading(dBuV) + C.F (Correction Factor).
4. The emission levels of other frequencies are very lower than the limit and not show in test report.

EUT	BE3600 Dual-Band Wi-Fi 7 Gaming Router	Date of Test	2025-04-15
Factor	DRH18-E	Temp. / Humidity	21°C /63%
Polarity	Vertical	Site / Test Engineer	AC2 / Marvin
Test Mode	802.11be-40MHz_TX_Band2_CH 62_ANT 0+1	Test Voltage	AC 120V/60Hz

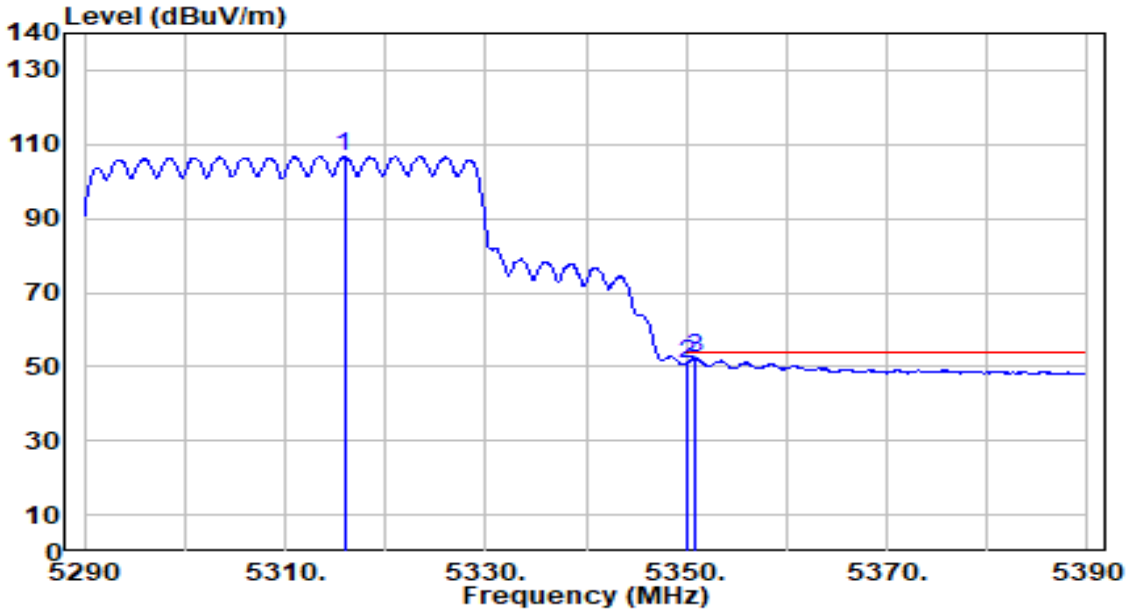

No		Frequency (MHz)	Reading (dBuV)	C.F (dB/m)	Measurement (dBuV/m)	Margin (dB)	Limit (dBuV/m)	Height (cm)	Angle (deg)	Remark (QP/PK/AV)
1		5315.900	105.03	1.74	106.76	N/A	N/A	140	331	Average
2		5350.000	49.04	1.69	50.73	-3.27	54.00	140	331	Average
3	*	5351.000	50.40	1.69	52.09	-1.91	54.00	140	331	Average

Note:

1. " *", means this data is the worst emission level.
2. C.F (Correction Factor) = Antenna Factor (dB/m)+ Cable Loss (dB) – Preamplifier(dB) + 10dB Attenuation.
3. Measurement (dBuV/m) = Reading(dBuV) + C.F (Correction Factor).
4. The emission levels of other frequencies are very lower than the limit and not show in test report.

EUT	BE3600 Dual-Band Wi-Fi 7 Gaming Router	Date of Test	2025-04-15
Factor	DRH18-E	Temp. / Humidity	21°C /63%
Polarity	Horizontal	Site / Test Engineer	AC2 / Marvin
Test Mode	802.11be-40MHz_TX_Band3_CH 102_ANT 0+1	Test Voltage	AC 120V/60Hz

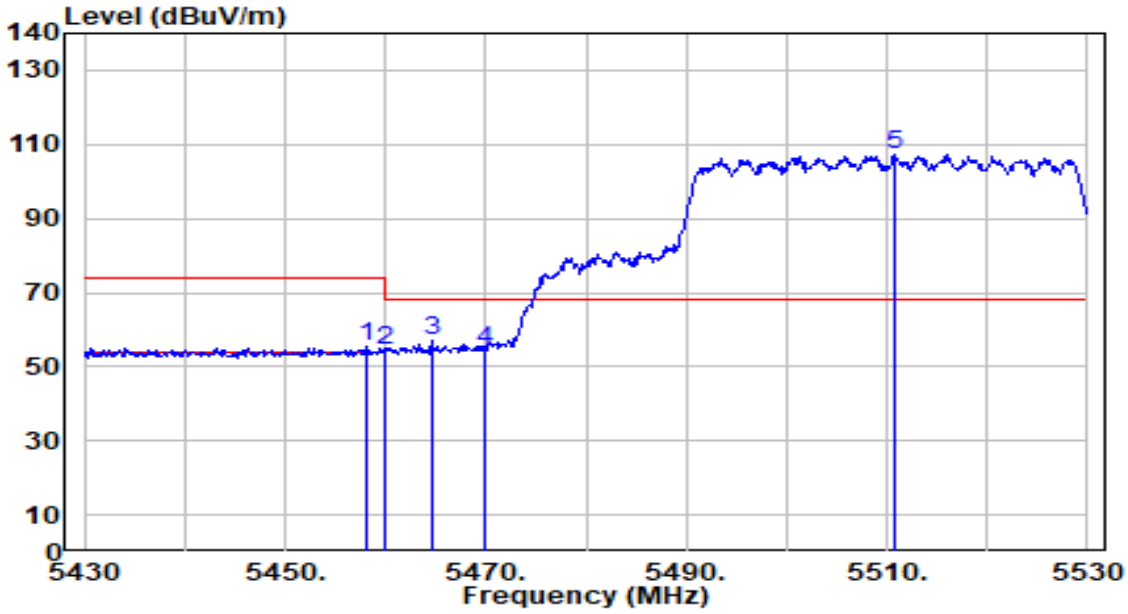

No		Frequency (MHz)	Reading (dBuV)	C.F (dB/m)	Measurement (dBuV/m)	Margin (dB)	Limit (dBuV/m)	Height (cm)	Angle (deg)	Remark (QP/PK/AV)
1		5458.100	53.84	1.87	55.71	-18.29	74.00	310	159	Peak
2		5460.000	52.60	1.87	54.48	-19.52	74.00	310	159	Peak
3	*	5464.600	55.16	1.89	57.06	-11.14	68.20	310	159	Peak
4		5470.000	52.68	1.92	54.60	-13.60	68.20	310	159	Peak
5		5510.700	105.40	2.09	107.50	N/A	N/A	310	159	Peak

Note:

1. " *", means this data is the worst emission level.
2. C.F (Correction Factor) = Antenna Factor (dB/m)+ Cable Loss (dB) – Preamplifier(dB) + 10dB Attenuation.
3. Measurement (dBuV/m) = Reading(dBuV) + C.F (Correction Factor).
4. The emission levels of other frequencies are very lower than the limit and not show in test report.

EUT	BE3600 Dual-Band Wi-Fi 7 Gaming Router	Date of Test	2025-04-15
Factor	DRH18-E	Temp. / Humidity	21°C /63%
Polarity	Horizontal	Site / Test Engineer	AC2 / Marvin
Test Mode	802.11be-40MHz_TX_Band3_CH 102_ANT 0+1	Test Voltage	AC 120V/60Hz

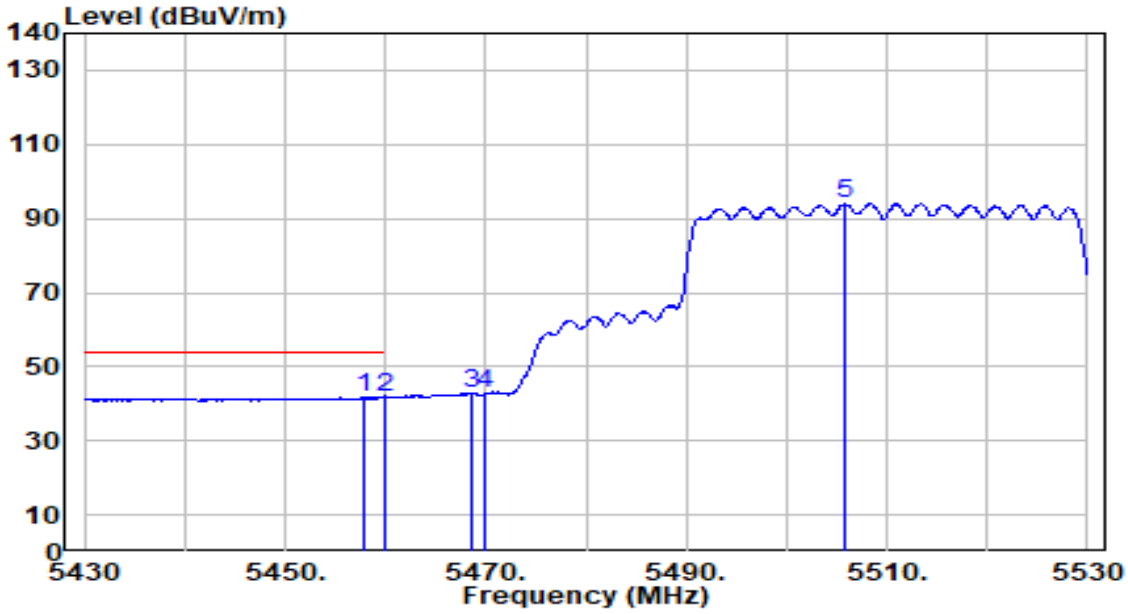

No		Frequency (MHz)	Reading (dBuV)	C.F (dB/m)	Measurement (dBuV/m)	Margin (dB)	Limit (dBuV/m)	Height (cm)	Angle (deg)	Remark (QP/PK/AV)
1	*	5457.800	39.96	1.86	41.83	-12.17	54.00	310	159	Average
2		5460.000	39.78	1.87	41.65	-12.35	54.00	310	159	Average
3		5468.600	40.79	1.91	42.70	N/A	N/A	310	159	Average
4		5470.000	40.75	1.92	42.67	N/A	N/A	310	159	Average
5		5505.800	91.90	2.07	93.97	N/A	N/A	310	159	Average

Note:

1. " *", means this data is the worst emission level.
2. C.F (Correction Factor) = Antenna Factor (dB/m)+ Cable Loss (dB) – Preamplifier(dB) + 10dB Attenuation.
3. Measurement (dBuV/m) = Reading(dBuV) + C.F (Correction Factor).
4. The emission levels of other frequencies are very lower than the limit and not show in test report.

EUT	BE3600 Dual-Band Wi-Fi 7 Gaming Router	Date of Test	2025-04-15
Factor	DRH18-E	Temp. / Humidity	21°C /63%
Polarity	Vertical	Site / Test Engineer	AC2 / Marvin
Test Mode	802.11be-40MHz_TX_Band3_CH 102_ANT 0+1	Test Voltage	AC 120V/60Hz

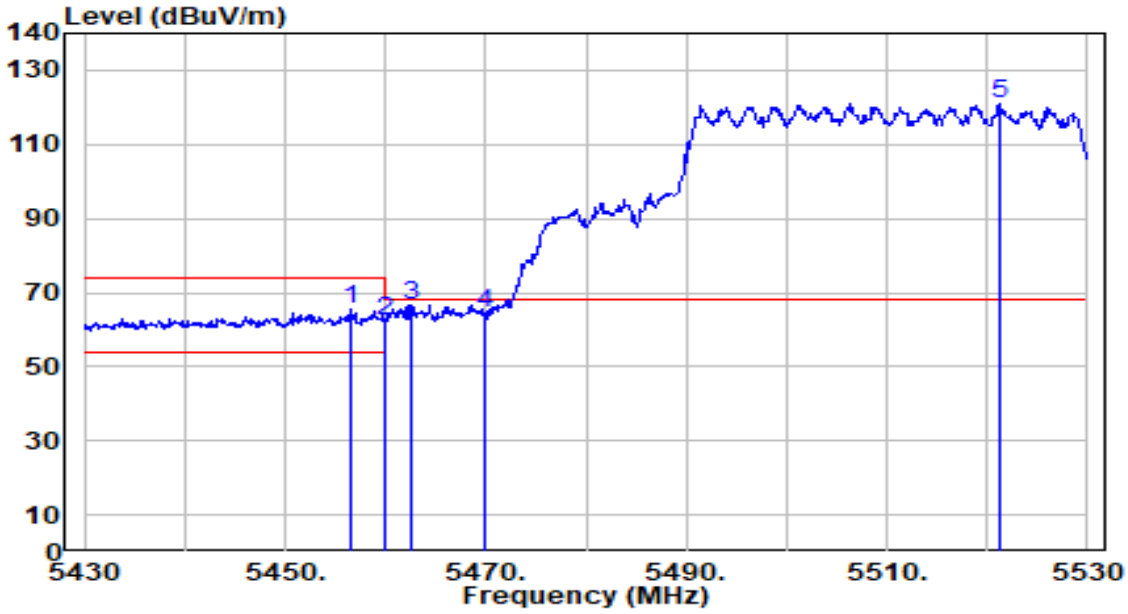

No		Frequency (MHz)	Reading (dBuV)	C.F (dB/m)	Measurement (dBuV/m)	Margin (dB)	Limit (dBuV/m)	Height (cm)	Angle (deg)	Remark (QP/PK/AV)
1		5456.500	63.49	1.86	65.35	-8.65	74.00	133	335	Peak
2		5460.000	60.60	1.87	62.47	-11.53	74.00	133	335	Peak
3	*	5462.700	64.84	1.88	66.72	-1.48	68.20	133	335	Peak
4		5470.000	62.37	1.92	64.28	-3.92	68.20	133	335	Peak
5		5521.200	118.73	2.15	120.87	N/A	N/A	133	335	Peak

Note:

1. " *", means this data is the worst emission level.
2. C.F (Correction Factor) = Antenna Factor (dB/m)+ Cable Loss (dB) – Preamplifier(dB) + 10dB Attenuation.
3. Measurement (dBuV/m) = Reading(dBuV) + C.F (Correction Factor).
4. The emission levels of other frequencies are very lower than the limit and not show in test report.

EUT	BE3600 Dual-Band Wi-Fi 7 Gaming Router	Date of Test	2025-04-15
Factor	DRH18-E	Temp. / Humidity	21°C /63%
Polarity	Vertical	Site / Test Engineer	AC2 / Marvin
Test Mode	802.11be-40MHz_TX_Band3_CH 102_ANT 0+1	Test Voltage	AC 120V/60Hz

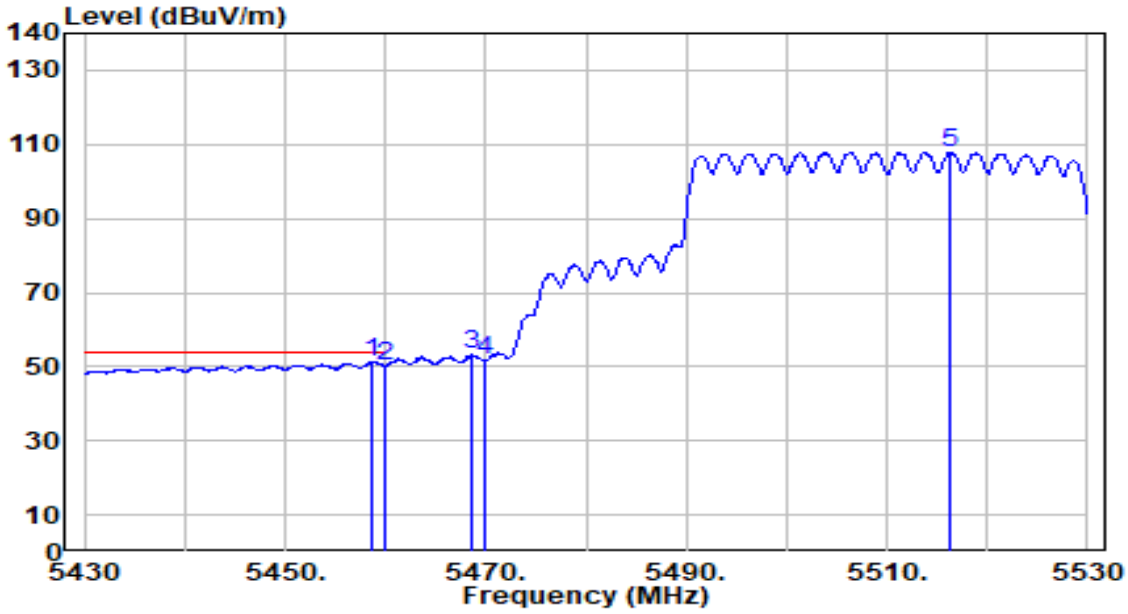

No		Frequency (MHz)	Reading (dBuV)	C.F (dB/m)	Measurement (dBuV/m)	Margin (dB)	Limit (dBuV/m)	Height (cm)	Angle (deg)	Remark (QP/PK/AV)
1	*	5458.700	49.62	1.87	51.48	-2.52	54.00	133	335	Average
2		5460.000	48.40	1.87	50.27	-3.73	54.00	133	335	Average
3		5468.700	51.31	1.91	53.22	N/A	N/A	133	335	Average
4		5470.000	49.63	1.92	51.55	N/A	N/A	133	335	Average
5		5516.200	105.71	2.12	107.83	N/A	N/A	133	335	Average

Note:

1. " *", means this data is the worst emission level.
2. C.F (Correction Factor) = Antenna Factor (dB/m)+ Cable Loss (dB) – Preamplifier(dB) + 10dB Attenuation.
3. Measurement (dBuV/m) = Reading(dBuV) + C.F (Correction Factor).
4. The emission levels of other frequencies are very lower than the limit and not show in test report.

EUT	BE3600 Dual-Band Wi-Fi 7 Gaming Router	Date of Test	2025-04-15
Factor	DRH18-E	Temp. / Humidity	21°C /63%
Polarity	Horizontal	Site / Test Engineer	AC2 / Marvin
Test Mode	802.11be-40MHz_TX_Band3_CH 134_ANT 0+1	Test Voltage	AC 120V/60Hz

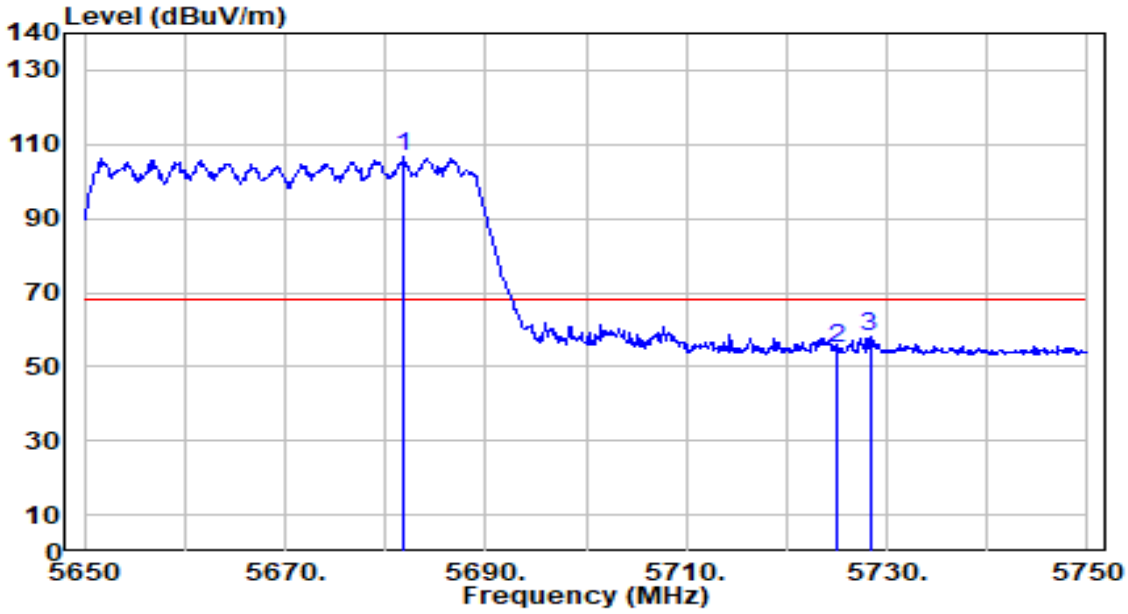

No		Frequency (MHz)	Reading (dBuV)	C.F (dB/m)	Measurement (dBuV/m)	Margin (dB)	Limit (dBuV/m)	Height (cm)	Angle (deg)	Remark (QP/PK/AV)
1		5681.800	103.99	2.93	106.92	N/A	N/A	272	333	Peak
2		5725.000	51.98	3.14	55.12	-13.08	68.20	272	333	Peak
3	*	5728.300	55.18	3.16	58.34	-9.86	68.20	272	333	Peak

Note:

1. " *", means this data is the worst emission level.
2. C.F (Correction Factor) = Antenna Factor (dB/m)+ Cable Loss (dB) – Preamplifier(dB) + 10dB Attenuation.
3. Measurement (dBuV/m) = Reading(dBuV) + C.F (Correction Factor).
4. The emission levels of other frequencies are very lower than the limit and not show in test report.

EUT	BE3600 Dual-Band Wi-Fi 7 Gaming Router	Date of Test	2025-04-15
Factor	DRH18-E	Temp. / Humidity	21°C /63%
Polarity	Vertical	Site / Test Engineer	AC2 / Marvin
Test Mode	802.11be-40MHz_TX_Band3_CH 134_ANT 0+1	Test Voltage	AC 120V/60Hz

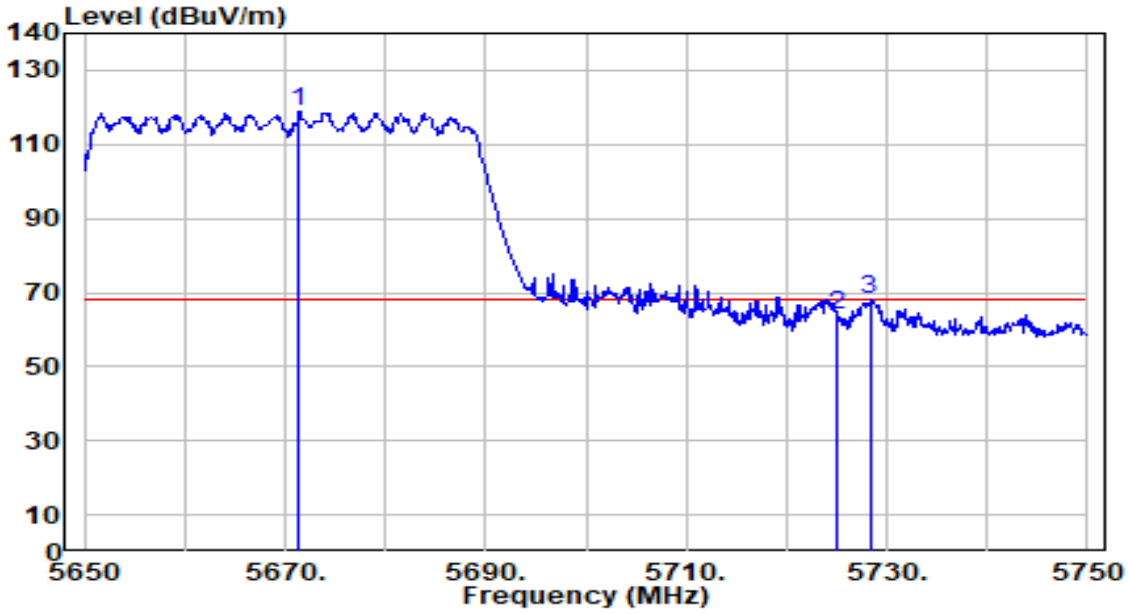

No		Frequency (MHz)	Reading (dBuV)	C.F (dB/m)	Measurement (dBuV/m)	Margin (dB)	Limit (dBuV/m)	Height (cm)	Angle (deg)	Remark (QP/PK/AV)
1		5671.400	115.93	2.88	118.81	N/A	N/A	172	0	Peak
2		5725.000	60.53	3.14	63.67	-4.53	68.20	172	0	Peak
3	*	5728.300	64.95	3.16	68.10	-0.10	68.20	172	0	Peak

Note:

1. " *", means this data is the worst emission level.
2. C.F (Correction Factor) = Antenna Factor (dB/m)+ Cable Loss (dB) – Preamplifier(dB) + 10dB Attenuation.
3. Measurement (dBuV/m) = Reading(dBuV) + C.F (Correction Factor).
4. The emission levels of other frequencies are very lower than the limit and not show in test report.

EUT	BE3600 Dual-Band Wi-Fi 7 Gaming Router	Date of Test	2025-04-16
Factor	DRH18-E	Temp. / Humidity	21°C /63%
Polarity	Horizontal	Site / Test Engineer	AC2 / Marvin
Test Mode	802.11be-40MHz_TX_Band4_CH 151_ANT 0+1	Test Voltage	AC 120V/60Hz

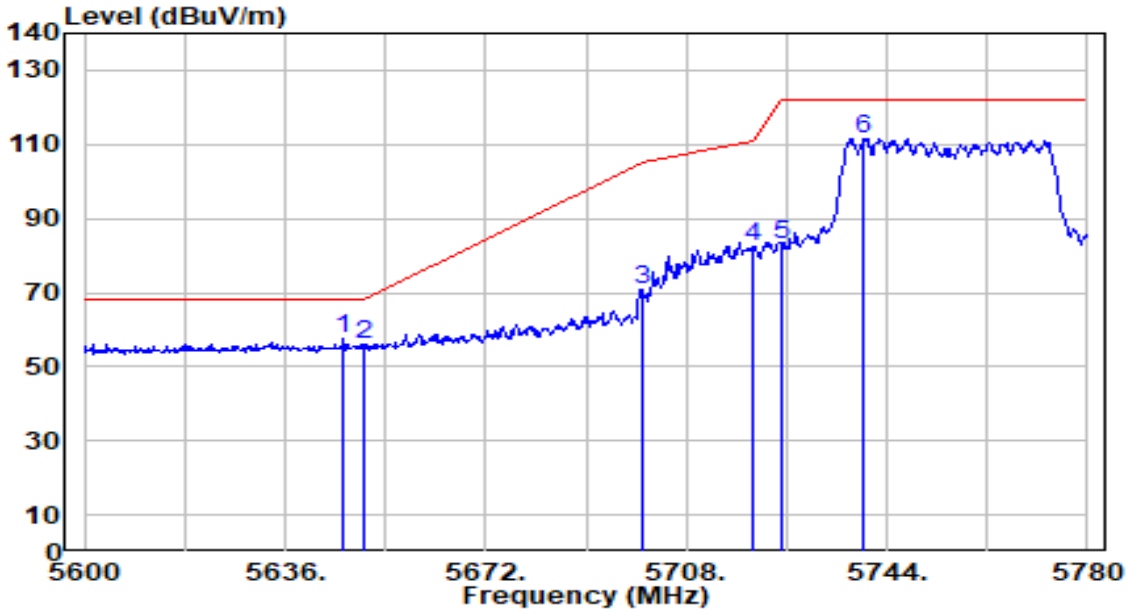

No		Frequency (MHz)	Reading (dBuV)	C.F (dB/m)	Measurement (dBuV/m)	Margin (dB)	Limit (dBuV/m)	Height (cm)	Angle (deg)	Remark (QP/PK/AV)
1	*	5646.440	54.61	2.76	57.37	-10.83	68.20	100	282	Peak
2		5650.000	53.06	2.78	55.84	-12.36	68.20	100	282	Peak
3		5700.000	67.75	3.02	70.77	-34.43	105.20	100	282	Peak
4		5720.000	79.12	3.12	82.24	-28.56	110.80	100	282	Peak
5		5725.000	80.00	3.14	83.14	-39.06	122.20	100	282	Peak
6		5739.860	108.51	3.21	111.73	N/A	N/A	100	282	Peak

Note:

1. " *", means this data is the worst emission level.
2. C.F (Correction Factor) = Antenna Factor (dB/m)+ Cable Loss (dB) – Preamplifier(dB) + 10dB Attenuation.
3. Measurement (dBuV/m) = Reading(dBuV) + C.F (Correction Factor).
4. The emission levels of other frequencies are very lower than the limit and not show in test report.

EUT	BE3600 Dual-Band Wi-Fi 7 Gaming Router	Date of Test	2025-04-16
Factor	DRH18-E	Temp. / Humidity	21°C /63%
Polarity	Vertical	Site / Test Engineer	AC2 / Marvin
Test Mode	802.11be-40MHz_TX_Band4_CH 151_ANT 0+1	Test Voltage	AC 120V/60Hz

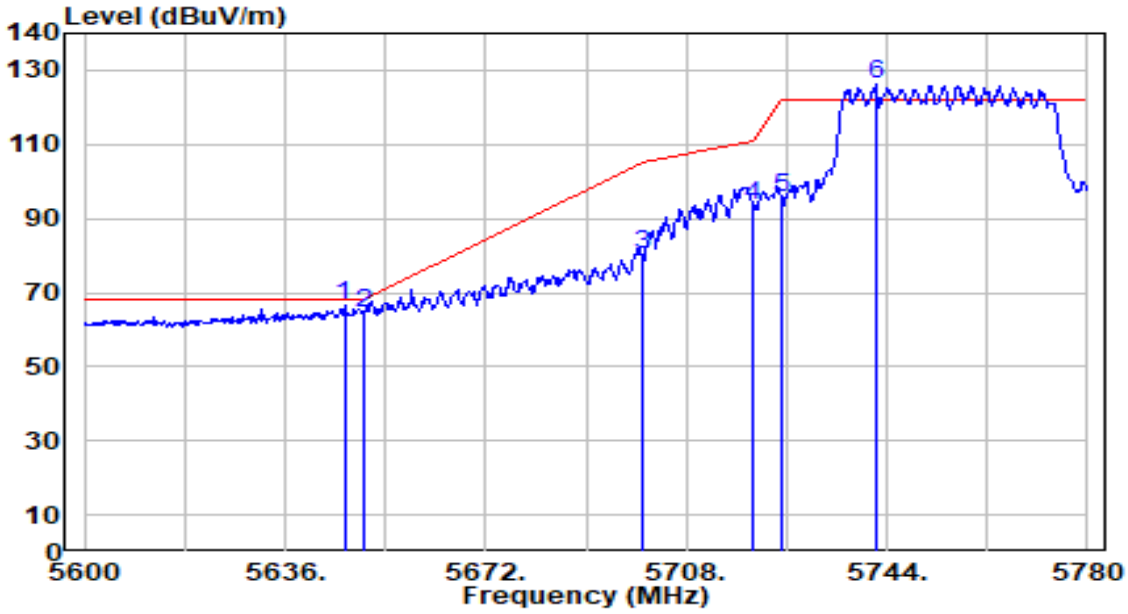

No		Frequency (MHz)	Reading (dBuV)	C.F (dB/m)	Measurement (dBuV/m)	Margin (dB)	Limit (dBuV/m)	Height (cm)	Angle (deg)	Remark (QP/PK/AV)
1	*	5646.620	63.80	2.76	66.56	-1.64	68.20	167	360	Peak
2		5650.000	61.51	2.78	64.29	-3.91	68.20	167	360	Peak
3		5700.000	77.18	3.02	80.20	-25.00	105.20	167	360	Peak
4		5720.000	90.50	3.12	93.62	-17.18	110.80	167	360	Peak
5		5725.000	92.63	3.14	95.77	-26.43	122.20	167	360	Peak
6		5742.020	122.93	3.23	126.15	N/A	N/A	167	360	Peak

Note:

1. " *", means this data is the worst emission level.
2. C.F (Correction Factor) = Antenna Factor (dB/m)+ Cable Loss (dB) – Preamplifier(dB) + 10dB Attenuation.
3. Measurement (dBuV/m) = Reading(dBuV) + C.F (Correction Factor).
4. The emission levels of other frequencies are very lower than the limit and not show in test report.

EUT	BE3600 Dual-Band Wi-Fi 7 Gaming Router	Date of Test	2025-04-16
Factor	DRH18-E	Temp. / Humidity	21°C /63%
Polarity	Horizontal	Site / Test Engineer	AC2 / Marvin
Test Mode	802.11be-40MHz_TX_Band4_CH 159_ANT 0+1	Test Voltage	AC 120V/60Hz

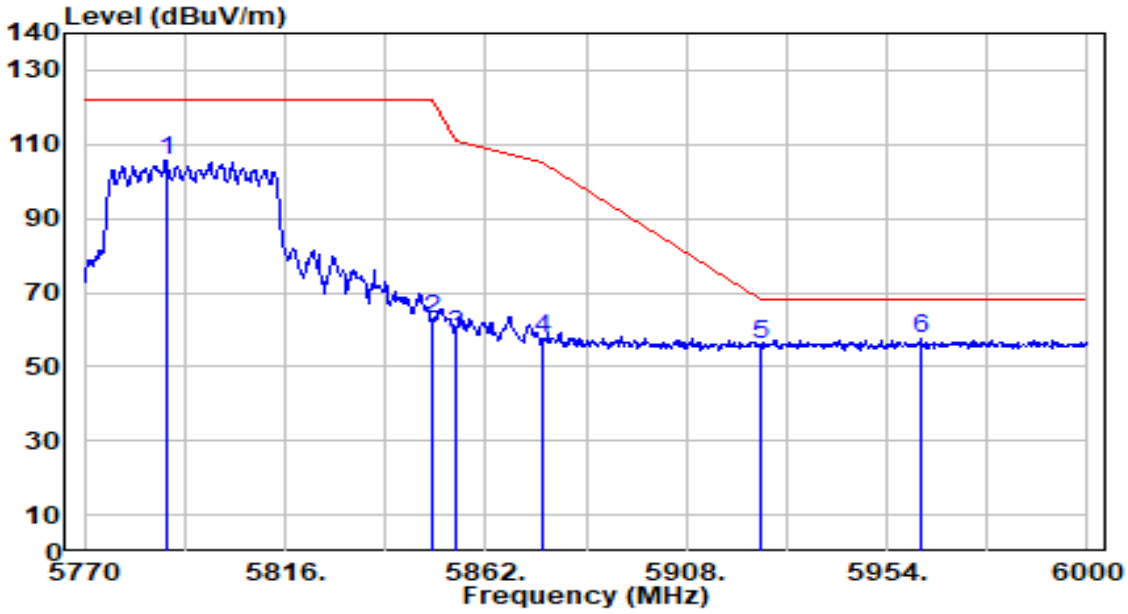

No		Frequency (MHz)	Reading (dBuV)	C.F (dB/m)	Measurement (dBuV/m)	Margin (dB)	Limit (dBuV/m)	Height (cm)	Angle (deg)	Remark (QP/PK/AV)
1		5788.630	102.39	3.46	105.85	N/A	N/A	131	252	Peak
2		5850.000	59.57	3.51	63.08	-59.12	122.20	131	252	Peak
3		5855.000	55.05	3.51	58.56	-52.24	110.80	131	252	Peak
4		5875.000	54.07	3.50	57.58	-47.62	105.20	131	252	Peak
5		5925.000	52.35	3.51	55.86	-12.34	68.20	131	252	Peak
6	*	5961.820	54.11	3.53	57.63	-10.57	68.20	131	252	Peak

Note:

1. " *", means this data is the worst emission level.
2. C.F (Correction Factor) = Antenna Factor (dB/m)+ Cable Loss (dB) – Preamplifier(dB) + 10dB Attenuation.
3. Measurement (dBuV/m) = Reading(dBuV) + C.F (Correction Factor).
4. The emission levels of other frequencies are very lower than the limit and not show in test report.

EUT	BE3600 Dual-Band Wi-Fi 7 Gaming Router	Date of Test	2025-04-16
Factor	DRH18-E	Temp. / Humidity	21°C /63%
Polarity	Vertical	Site / Test Engineer	AC2 / Marvin
Test Mode	802.11be-40MHz_TX_Band4_CH 159_ANT 0+1	Test Voltage	AC 120V/60Hz

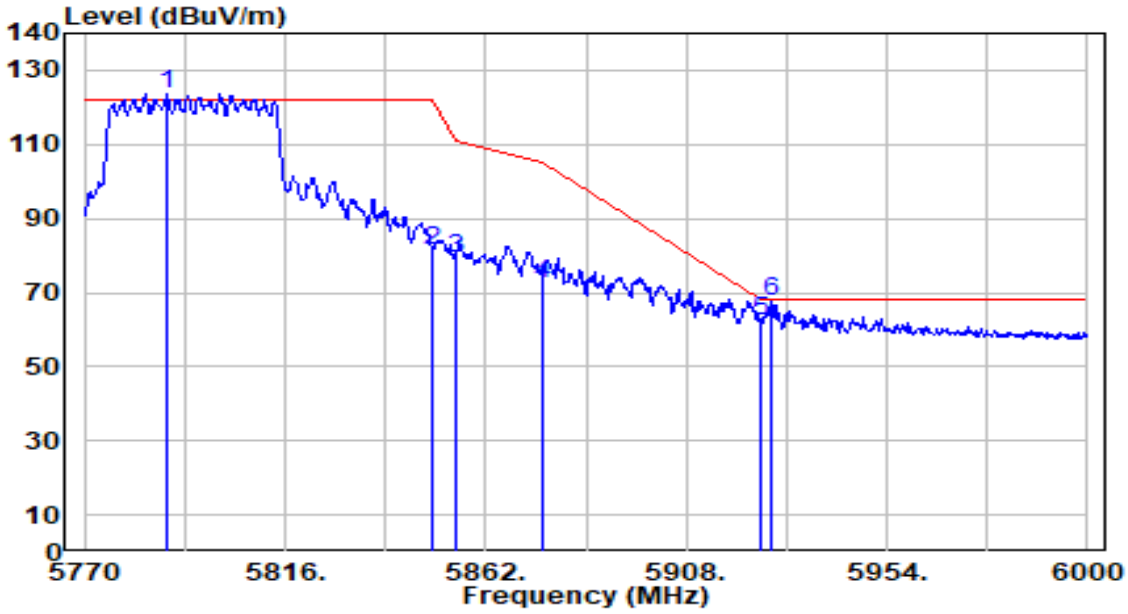

No		Frequency (MHz)	Reading (dBuV)	C.F (dB/m)	Measurement (dBuV/m)	Margin (dB)	Limit (dBuV/m)	Height (cm)	Angle (deg)	Remark (QP/PK/AV)
1		5789.090	120.00	3.46	123.46	N/A	N/A	172	360	Peak
2		5850.000	77.63	3.51	81.13	-41.07	122.20	172	360	Peak
3		5855.000	75.97	3.51	79.47	-31.33	110.80	172	360	Peak
4		5875.000	68.91	3.50	72.42	-32.78	105.20	172	360	Peak
5		5925.000	59.03	3.51	62.54	-5.66	68.20	172	360	Peak
6	*	5927.550	64.17	3.51	67.69	-0.51	68.20	172	360	Peak

Note:

1. " *", means this data is the worst emission level.
2. C.F (Correction Factor) = Antenna Factor (dB/m)+ Cable Loss (dB) – Preamplifier(dB) + 10dB Attenuation.
3. Measurement (dBuV/m) = Reading(dBuV) + C.F (Correction Factor).
4. The emission levels of other frequencies are very lower than the limit and not show in test report.

EUT	BE3600 Dual-Band Wi-Fi 7 Gaming Router	Date of Test	2025-04-15
Factor	DRH18-E	Temp. / Humidity	21°C /63%
Polarity	Horizontal	Site / Test Engineer	AC2 / Marvin
Test Mode	802.11be-80MHz_TX_Band1_CH 42_ANT 0+1	Test Voltage	AC 120V/60Hz

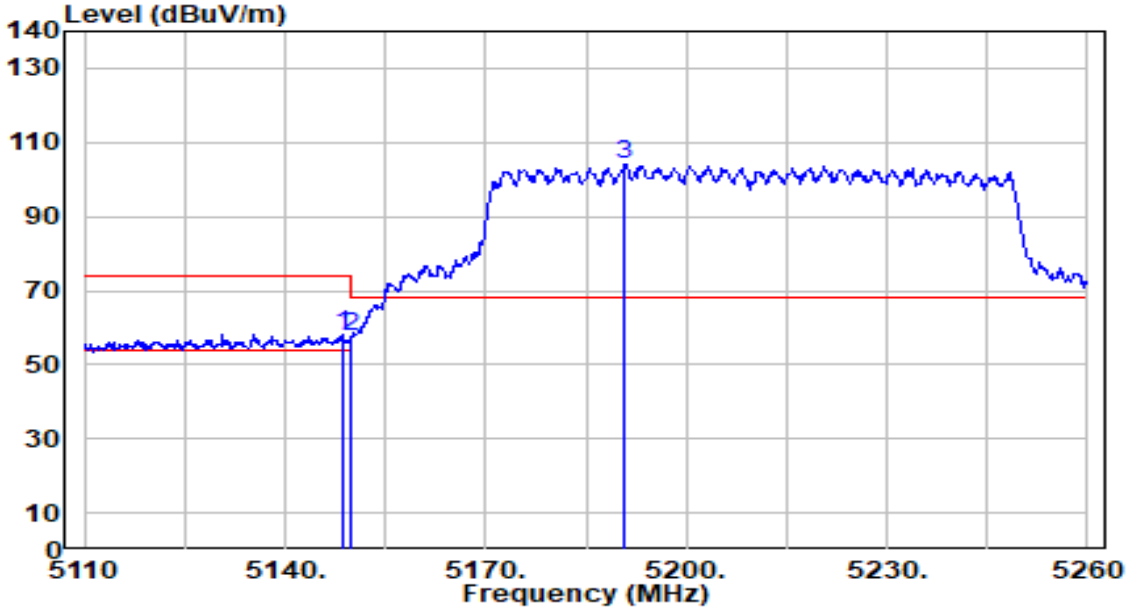

No		Frequency (MHz)	Reading (dBuV)	C.F (dB/m)	Measurement (dBuV/m)	Margin (dB)	Limit (dBuV/m)	Height (cm)	Angle (deg)	Remark (QP/PK/AV)
1	*	5148.700	56.33	1.82	58.15	-15.85	74.00	321	157	Peak
2		5150.000	55.72	1.82	57.54	-16.46	74.00	321	157	Peak
3		5190.700	102.12	1.89	104.00	N/A	N/A	321	157	Peak

Note:

1. " *", means this data is the worst emission level.
2. C.F (Correction Factor) = Antenna Factor (dB/m)+ Cable Loss (dB) – Preamplifier(dB) + 10dB Attenuation.
3. Measurement (dBuV/m) = Reading(dBuV) + C.F (Correction Factor).
4. The emission levels of other frequencies are very lower than the limit and not show in test report.

EUT	BE3600 Dual-Band Wi-Fi 7 Gaming Router	Date of Test	2025-04-15
Factor	DRH18-E	Temp. / Humidity	21°C /63%
Polarity	Horizontal	Site / Test Engineer	AC2 / Marvin
Test Mode	802.11be-80MHz_TX_Band1_CH 42_ANT 0+1	Test Voltage	AC 120V/60Hz

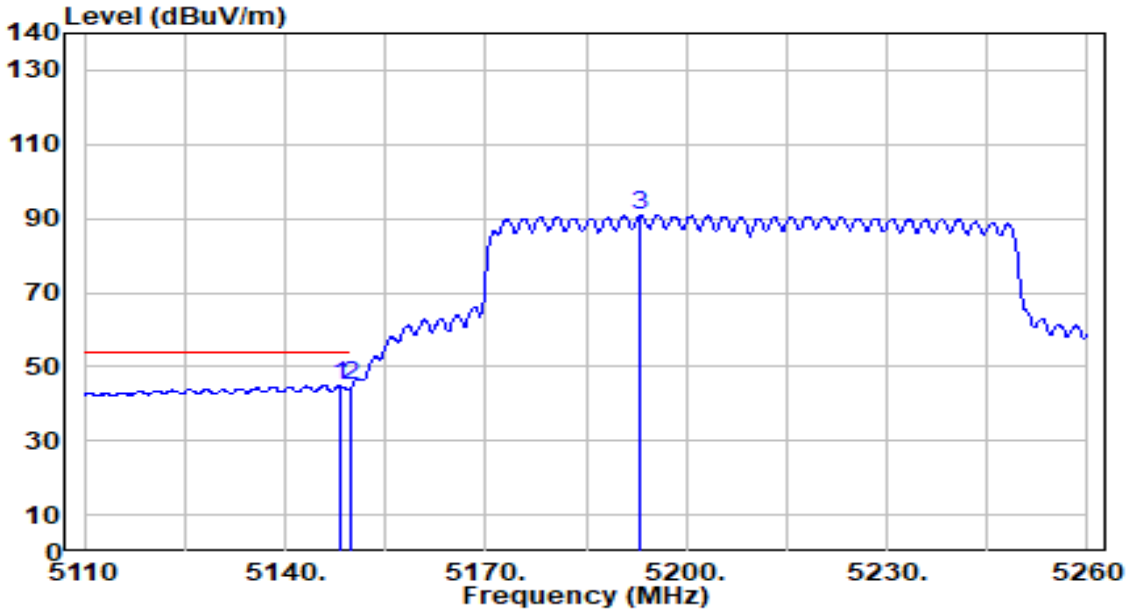

No		Frequency (MHz)	Reading (dBuV)	C.F (dB/m)	Measurement (dBuV/m)	Margin (dB)	Limit (dBuV/m)	Height (cm)	Angle (deg)	Remark (QP/PK/AV)
1		5148.100	43.01	1.82	44.82	-9.18	54.00	321	157	Average
2	*	5150.000	43.11	1.82	44.93	-9.07	54.00	321	157	Average
3		5193.250	88.89	1.89	90.78	N/A	N/A	321	157	Average

Note:

1. " *", means this data is the worst emission level.
2. C.F (Correction Factor) = Antenna Factor (dB/m)+ Cable Loss (dB) – Preamplifier(dB) + 10dB Attenuation.
3. Measurement (dBuV/m) = Reading(dBuV) + C.F (Correction Factor).
4. The emission levels of other frequencies are very lower than the limit and not show in test report.

EUT	BE3600 Dual-Band Wi-Fi 7 Gaming Router	Date of Test	2025-04-15
Factor	DRH18-E	Temp. / Humidity	21°C /63%
Polarity	Vertical	Site / Test Engineer	AC2 / Marvin
Test Mode	802.11be-80MHz_TX_Band1_CH 42_ANT 0+1	Test Voltage	AC 120V/60Hz

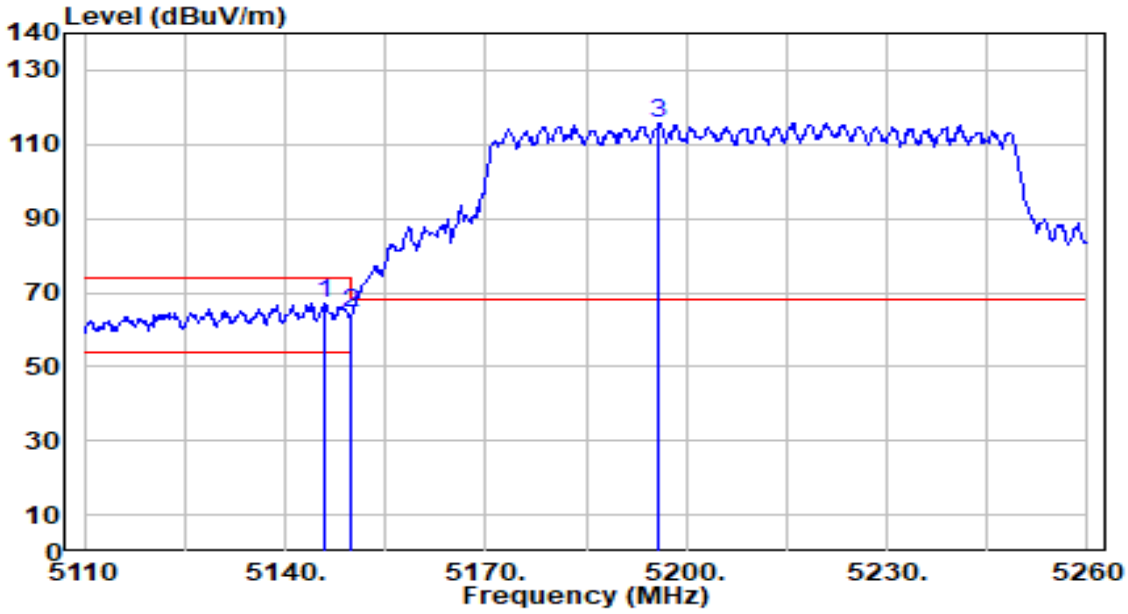

No		Frequency (MHz)	Reading (dBuV)	C.F (dB/m)	Measurement (dBuV/m)	Margin (dB)	Limit (dBuV/m)	Height (cm)	Angle (deg)	Remark (QP/PK/AV)
1	*	5145.850	65.49	1.81	67.30	-6.70	74.00	116	328	Peak
2		5150.000	62.62	1.82	64.43	-9.57	74.00	116	328	Peak
3		5195.950	113.78	1.90	115.67	N/A	N/A	116	328	Peak

Note:

1. " *", means this data is the worst emission level.
2. C.F (Correction Factor) = Antenna Factor (dB/m)+ Cable Loss (dB) – Preamplifier(dB) + 10dB Attenuation.
3. Measurement (dBuV/m) = Reading(dBuV) + C.F (Correction Factor).
4. The emission levels of other frequencies are very lower than the limit and not show in test report.

EUT	BE3600 Dual-Band Wi-Fi 7 Gaming Router	Date of Test	2025-04-15
Factor	DRH18-E	Temp. / Humidity	21°C /63%
Polarity	Vertical	Site / Test Engineer	AC2 / Marvin
Test Mode	802.11be-80MHz_TX_Band1_CH 42_ANT 0+1	Test Voltage	AC 120V/60Hz

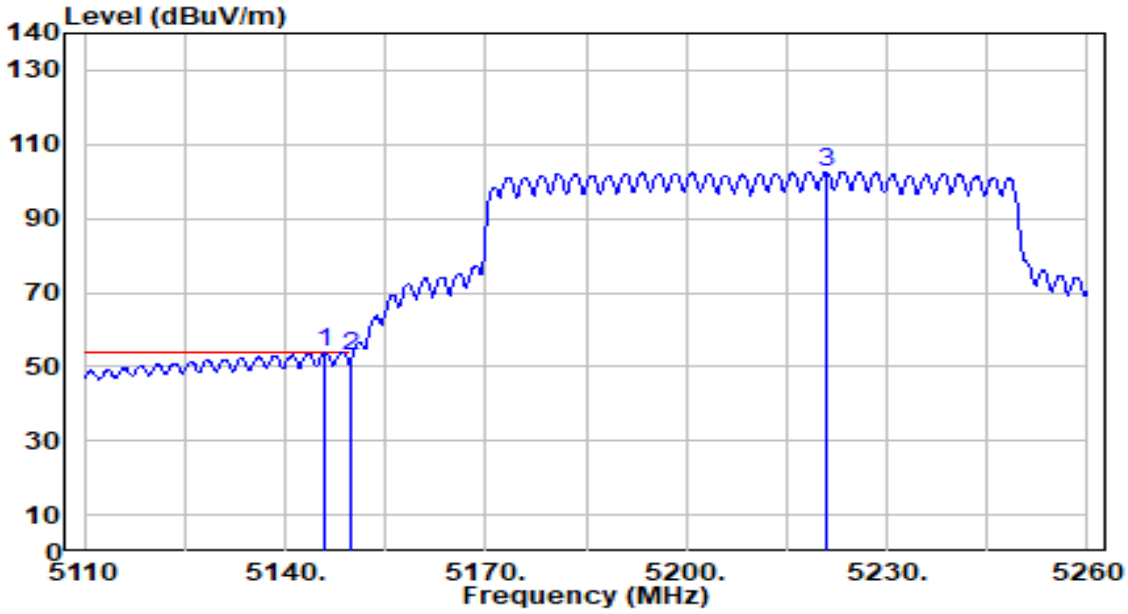

No		Frequency (MHz)	Reading (dBuV)	C.F (dB/m)	Measurement (dBuV/m)	Margin (dB)	Limit (dBuV/m)	Height (cm)	Angle (deg)	Remark (QP/PK/AV)
1	*	5146.000	52.04	1.81	53.85	-0.15	54.00	116	328	Average
2		5150.000	50.77	1.82	52.59	-1.41	54.00	116	328	Average
3		5221.000	100.77	1.87	102.64	N/A	N/A	116	328	Average

Note:

1. " *", means this data is the worst emission level.
2. C.F (Correction Factor) = Antenna Factor (dB/m)+ Cable Loss (dB) – Preamplifier(dB) + 10dB Attenuation.
3. Measurement (dBuV/m) = Reading(dBuV) + C.F (Correction Factor).
4. The emission levels of other frequencies are very lower than the limit and not show in test report.

EUT	BE3600 Dual-Band Wi-Fi 7 Gaming Router	Date of Test	2025-04-15
Factor	DRH18-E	Temp. / Humidity	21°C /63%
Polarity	Horizontal	Site / Test Engineer	AC2 / Marvin
Test Mode	802.11be-80MHz_TX_Band2_CH 58_ANT 0+1	Test Voltage	AC 120V/60Hz

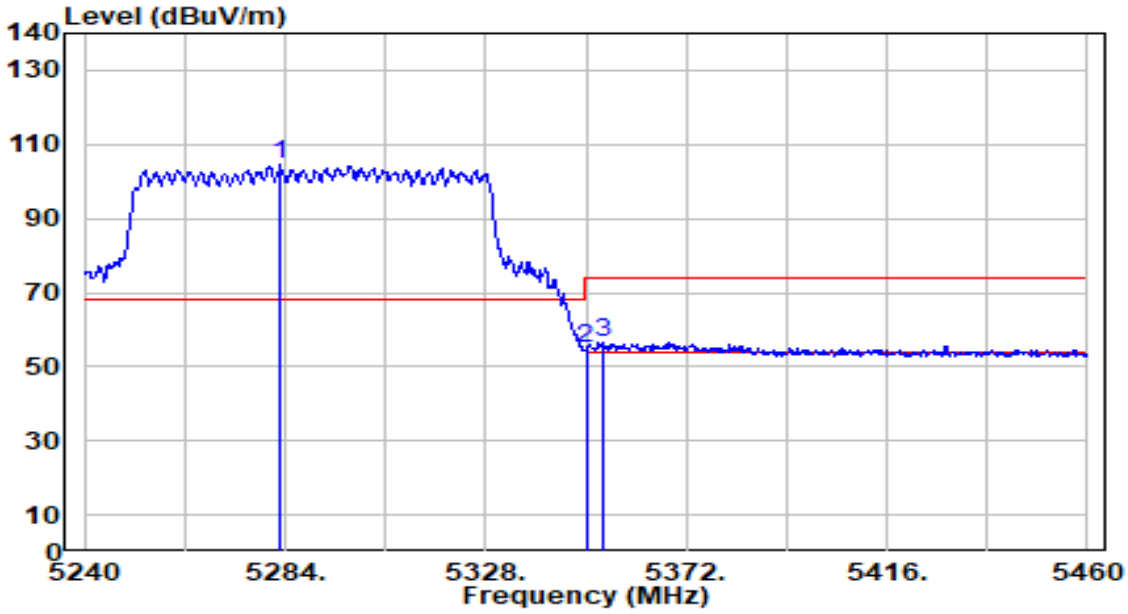

No		Frequency (MHz)	Reading (dBuV)	C.F (dB/m)	Measurement (dBuV/m)	Margin (dB)	Limit (dBuV/m)	Height (cm)	Angle (deg)	Remark (QP/PK/AV)
1		5282.900	102.98	1.78	104.76	N/A	N/A	328	157	Peak
2		5350.000	53.24	1.69	54.93	-19.07	74.00	328	157	Peak
3	*	5353.740	54.95	1.69	56.64	-17.36	74.00	328	157	Peak

Note:

1. " *", means this data is the worst emission level.
2. C.F (Correction Factor) = Antenna Factor (dB/m)+ Cable Loss (dB) – Preamplifier(dB) + 10dB Attenuation.
3. Measurement (dBuV/m) = Reading(dBuV) + C.F (Correction Factor).
4. The emission levels of other frequencies are very lower than the limit and not show in test report.

EUT	BE3600 Dual-Band Wi-Fi 7 Gaming Router	Date of Test	2025-04-15
Factor	DRH18-E	Temp. / Humidity	21°C /63%
Polarity	Horizontal	Site / Test Engineer	AC2 / Marvin
Test Mode	802.11be-80MHz_TX_Band2_CH 58_ANT 0+1	Test Voltage	AC 120V/60Hz

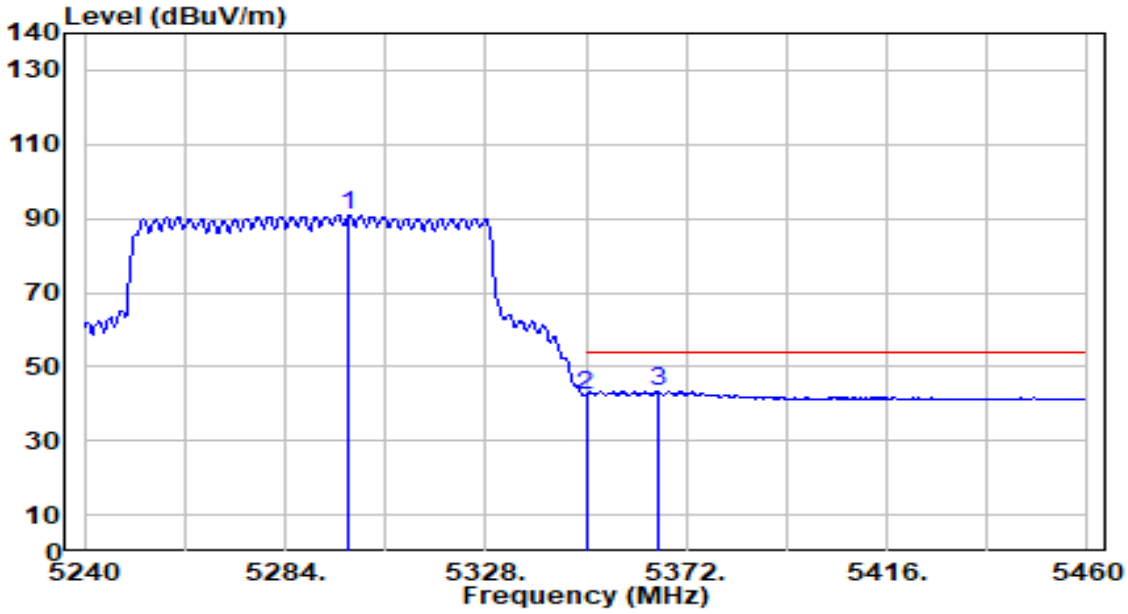

No		Frequency (MHz)	Reading (dBuV)	C.F (dB/m)	Measurement (dBuV/m)	Margin (dB)	Limit (dBuV/m)	Height (cm)	Angle (deg)	Remark (QP/PK/AV)
1		5298.080	89.25	1.76	91.01	N/A	N/A	328	157	Average
2		5350.000	40.75	1.69	42.44	-11.56	54.00	328	157	Average
3	*	5365.620	41.78	1.67	43.45	-10.55	54.00	328	157	Average

Note:

1. " *", means this data is the worst emission level.
2. C.F (Correction Factor) = Antenna Factor (dB/m)+ Cable Loss (dB) – Preamplifier(dB) + 10dB Attenuation.
3. Measurement (dBuV/m) = Reading(dBuV) + C.F (Correction Factor).
4. The emission levels of other frequencies are very lower than the limit and not show in test report.

EUT	BE3600 Dual-Band Wi-Fi 7 Gaming Router	Date of Test	2025-04-15
Factor	DRH18-E	Temp. / Humidity	21°C /63%
Polarity	Vertical	Site / Test Engineer	AC2 / Marvin
Test Mode	802.11be-80MHz_TX_Band2_CH 58_ANT 0+1	Test Voltage	AC 120V/60Hz

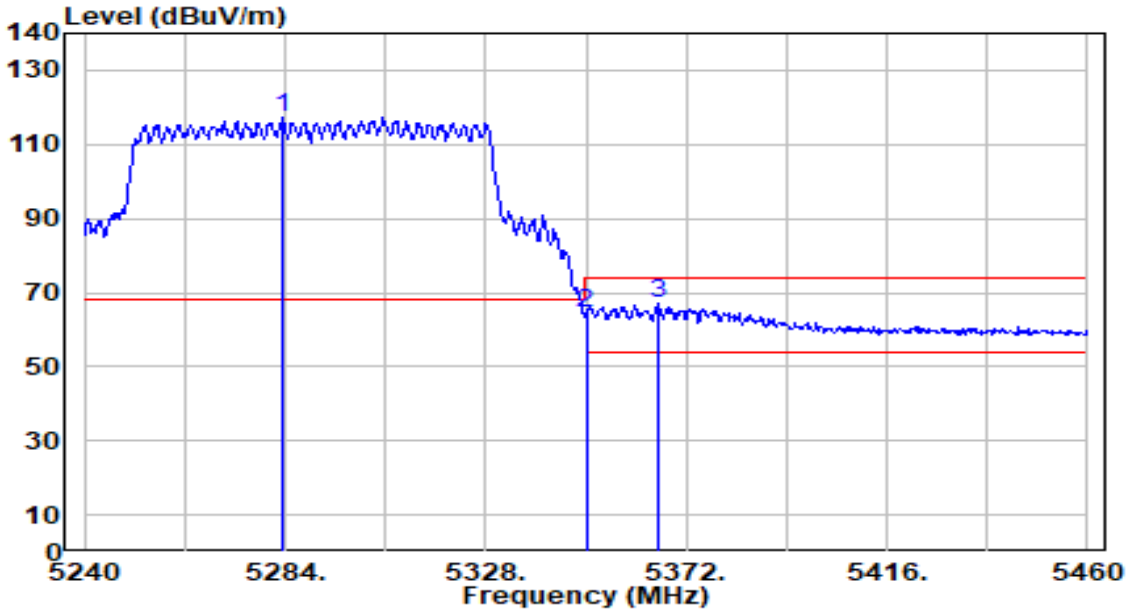

No		Frequency (MHz)	Reading (dBuV)	C.F (dB/m)	Measurement (dBuV/m)	Margin (dB)	Limit (dBuV/m)	Height (cm)	Angle (deg)	Remark (QP/PK/AV)
1		5283.560	115.43	1.78	117.21	N/A	N/A	133	328	Peak
2		5350.000	62.77	1.69	64.47	-9.53	74.00	133	328	Peak
3	*	5366.060	65.58	1.67	67.25	-6.75	74.00	133	328	Peak

Note:

1. " *", means this data is the worst emission level.
2. C.F (Correction Factor) = Antenna Factor (dB/m)+ Cable Loss (dB) – Preamplifier(dB) + 10dB Attenuation.
3. Measurement (dBuV/m) = Reading(dBuV) + C.F (Correction Factor).
4. The emission levels of other frequencies are very lower than the limit and not show in test report.

EUT	BE3600 Dual-Band Wi-Fi 7 Gaming Router	Date of Test	2025-04-15
Factor	DRH18-E	Temp. / Humidity	21°C /63%
Polarity	Vertical	Site / Test Engineer	AC2 / Marvin
Test Mode	802.11be-80MHz_TX_Band2_CH 58_ANT 0+1	Test Voltage	AC 120V/60Hz

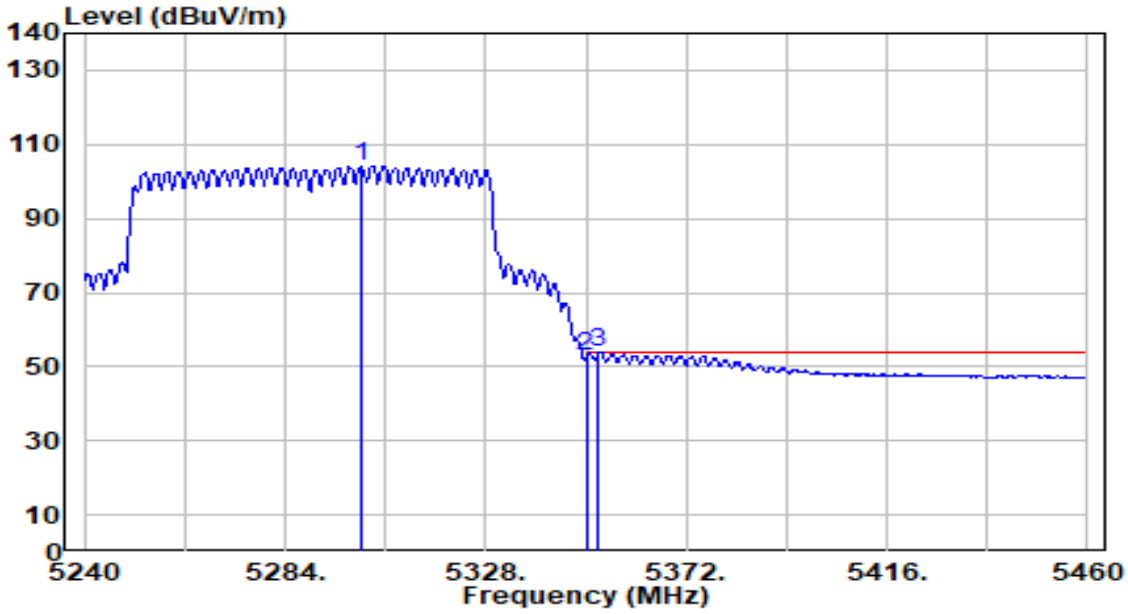

No		Frequency (MHz)	Reading (dBuV)	C.F (dB/m)	Measurement (dBuV/m)	Margin (dB)	Limit (dBuV/m)	Height (cm)	Angle (deg)	Remark (QP/PK/AV)
1		5300.720	102.25	1.76	104.01	N/A	N/A	133	328	Average
2		5350.000	51.07	1.69	52.76	-1.24	54.00	133	328	Average
3	*	5352.860	52.18	1.69	53.86	-0.14	54.00	133	328	Average

Note:

1. " *", means this data is the worst emission level.
2. C.F (Correction Factor) = Antenna Factor (dB/m)+ Cable Loss (dB) – Preamplifier(dB) + 10dB Attenuation.
3. Measurement (dBuV/m) = Reading(dBuV) + C.F (Correction Factor).
4. The emission levels of other frequencies are very lower than the limit and not show in test report.

EUT	BE3600 Dual-Band Wi-Fi 7 Gaming Router	Date of Test	2025-04-15
Factor	DRH18-E	Temp. / Humidity	21°C /63%
Polarity	Horizontal	Site / Test Engineer	AC2 / Marvin
Test Mode	802.11be-80MHz_TX_Band3_CH 106_ANT 0+1	Test Voltage	AC 120V/60Hz

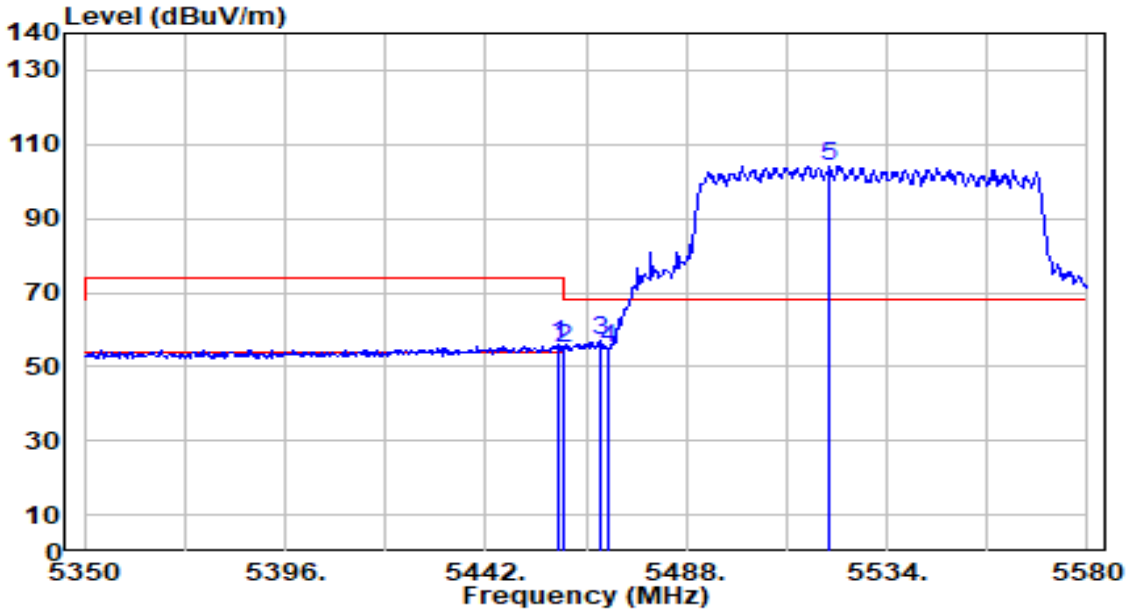

No		Frequency (MHz)	Reading (dBuV)	C.F (dB/m)	Measurement (dBuV/m)	Margin (dB)	Limit (dBuV/m)	Height (cm)	Angle (deg)	Remark (QP/PK/AV)
1		5458.790	53.90	1.87	55.77	-18.23	74.00	310	159	Peak
2		5460.000	52.94	1.87	54.82	-19.18	74.00	310	159	Peak
3	*	5468.450	55.05	1.91	56.96	-11.24	68.20	310	159	Peak
4		5470.000	53.16	1.92	55.08	-13.12	68.20	310	159	Peak
5		5520.890	101.86	2.14	104.00	N/A	N/A	310	159	Peak

Note:

1. " *", means this data is the worst emission level.
2. C.F (Correction Factor) = Antenna Factor (dB/m)+ Cable Loss (dB) – Preamplifier(dB) + 10dB Attenuation.
3. Measurement (dBuV/m) = Reading(dBuV) + C.F (Correction Factor).
4. The emission levels of other frequencies are very lower than the limit and not show in test report.

EUT	BE3600 Dual-Band Wi-Fi 7 Gaming Router	Date of Test	2025-04-15
Factor	DRH18-E	Temp. / Humidity	21°C /63%
Polarity	Horizontal	Site / Test Engineer	AC2 / Marvin
Test Mode	802.11be-80MHz_TX_Band3_CH 106_ANT 0+1	Test Voltage	AC 120V/60Hz

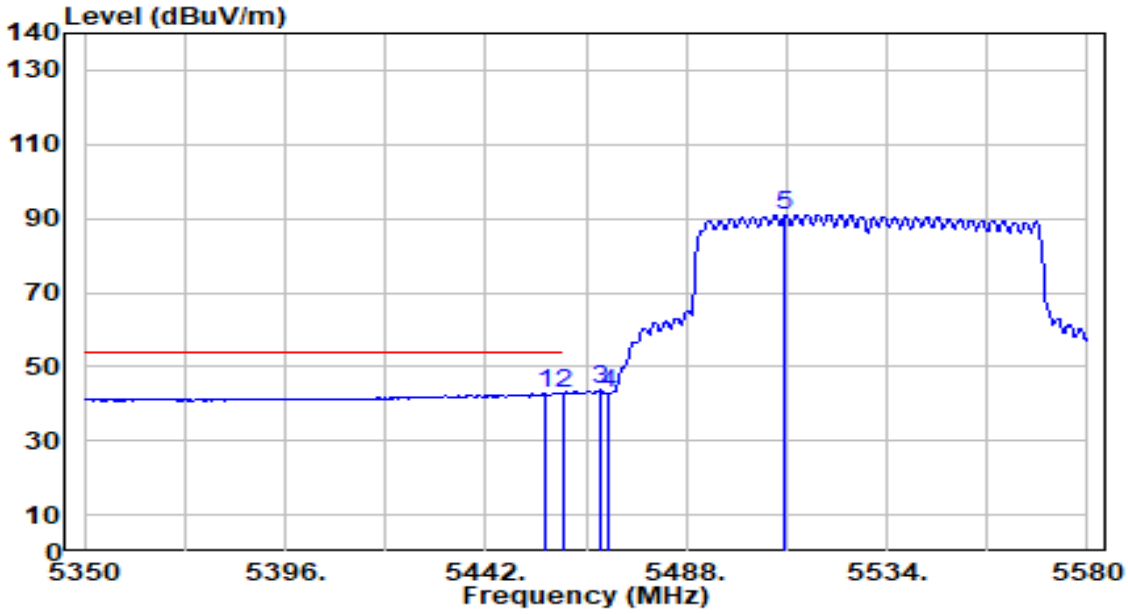

No		Frequency (MHz)	Reading (dBuV)	C.F (dB/m)	Measurement (dBuV/m)	Margin (dB)	Limit (dBuV/m)	Height (cm)	Angle (deg)	Remark (QP/PK/AV)
1		5455.800	40.99	1.86	42.84	-11.16	54.00	310	159	Average
2	*	5460.000	41.09	1.87	42.97	-11.03	54.00	310	159	Average
3		5468.220	41.78	1.91	43.69	N/A	N/A	310	159	Average
4		5470.000	40.87	1.92	42.78	N/A	N/A	310	159	Average
5		5510.770	89.02	2.09	91.12	N/A	N/A	310	159	Average

Note:

1. " *", means this data is the worst emission level.
2. C.F (Correction Factor) = Antenna Factor (dB/m)+ Cable Loss (dB) – Preamplifier(dB) + 10dB Attenuation.
3. Measurement (dBuV/m) = Reading(dBuV) + C.F (Correction Factor).
4. The emission levels of other frequencies are very lower than the limit and not show in test report.

EUT	BE3600 Dual-Band Wi-Fi 7 Gaming Router	Date of Test	2025-04-15
Factor	DRH18-E	Temp. / Humidity	21°C /63%
Polarity	Vertical	Site / Test Engineer	AC2 / Marvin
Test Mode	802.11be-80MHz_TX_Band3_CH 106_ANT 0+1	Test Voltage	AC 120V/60Hz

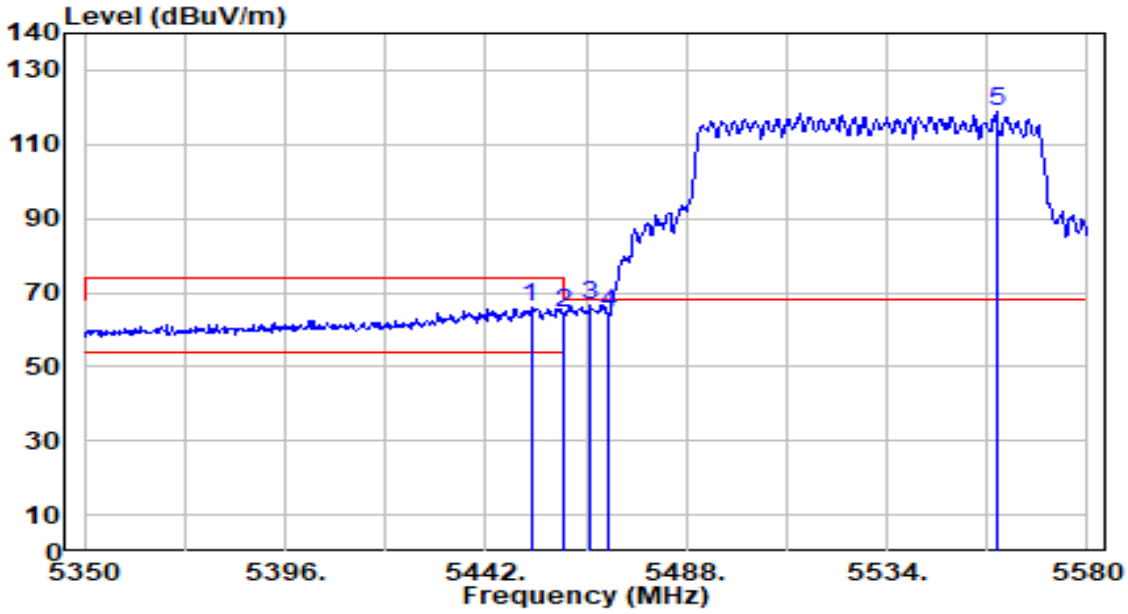

No		Frequency (MHz)	Reading (dBuV)	C.F (dB/m)	Measurement (dBuV/m)	Margin (dB)	Limit (dBuV/m)	Height (cm)	Angle (deg)	Remark (QP/PK/AV)
1		5452.350	64.09	1.84	65.93	-8.07	74.00	133	335	Peak
2		5460.000	62.41	1.87	64.28	-9.72	74.00	133	335	Peak
3	*	5465.920	64.72	1.90	66.62	-1.58	68.20	133	335	Peak
4		5470.000	62.79	1.92	64.71	-3.49	68.20	133	335	Peak
5		5559.070	116.38	2.33	118.71	N/A	N/A	133	335	Peak

Note:

1. " *", means this data is the worst emission level.
2. C.F (Correction Factor) = Antenna Factor (dB/m)+ Cable Loss (dB) – Preamplifier(dB) + 10dB Attenuation.
3. Measurement (dBuV/m) = Reading(dBuV) + C.F (Correction Factor).
4. The emission levels of other frequencies are very lower than the limit and not show in test report.

EUT	BE3600 Dual-Band Wi-Fi 7 Gaming Router	Date of Test	2025-04-15
Factor	DRH18-E	Temp. / Humidity	21°C /63%
Polarity	Vertical	Site / Test Engineer	AC2 / Marvin
Test Mode	802.11be-80MHz_TX_Band3_CH 106_ANT 0+1	Test Voltage	AC 120V/60Hz

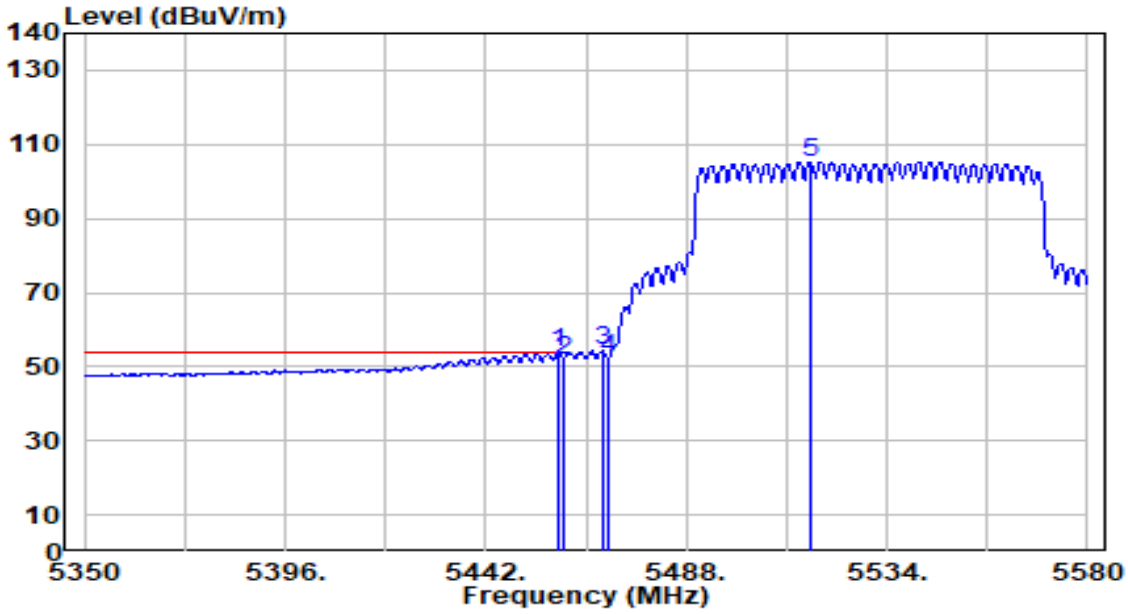

No		Frequency (MHz)	Reading (dBuV)	C.F (dB/m)	Measurement (dBuV/m)	Margin (dB)	Limit (dBuV/m)	Height (cm)	Angle (deg)	Remark (QP/PK/AV)
1	*	5458.790	52.01	1.87	53.88	-0.12	54.00	133	335	Average
2		5460.000	50.06	1.87	51.93	-2.07	54.00	133	335	Average
3		5468.680	52.40	1.91	54.31	N/A	N/A	133	335	Average
4		5470.000	50.16	1.92	52.08	N/A	N/A	133	335	Average
5		5516.290	103.13	2.12	105.25	N/A	N/A	133	335	Average

Note:

1. " *", means this data is the worst emission level.
2. C.F (Correction Factor) = Antenna Factor (dB/m)+ Cable Loss (dB) – Preamplifier(dB) + 10dB Attenuation.
3. Measurement (dBuV/m) = Reading(dBuV) + C.F (Correction Factor).
4. The emission levels of other frequencies are very lower than the limit and not show in test report.

EUT	BE3600 Dual-Band Wi-Fi 7 Gaming Router	Date of Test	2025-04-16
Factor	DRH18-E	Temp. / Humidity	21°C /63%
Polarity	Horizontal	Site / Test Engineer	AC2 / Marvin
Test Mode	802.11be-80MHz_TX_Band4_CH 155_ANT 0+1	Test Voltage	AC 120V/60Hz

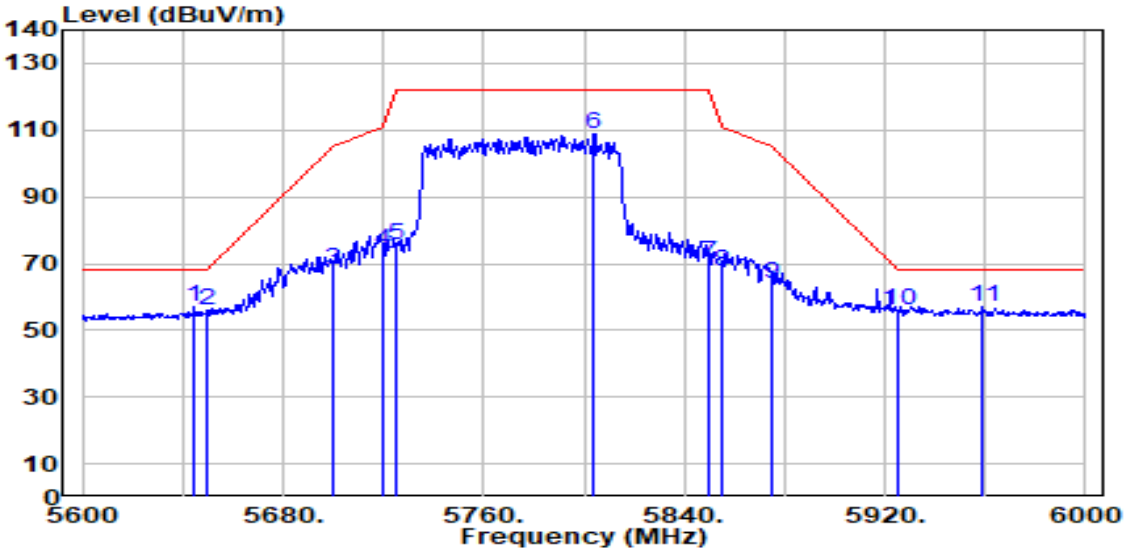

No		Frequency (MHz)	Reading (dBuV)	C.F (dB/m)	Measurement (dBuV/m)	Margin (dB)	Limit (dBuV/m)	Height (cm)	Angle (deg)	Remark (QP/PK/AV)
1		5644.400	54.25	2.75	57.00	-11.20	68.20	131	252	Peak
2		5650.000	53.05	2.78	55.83	-12.37	68.20	131	252	Peak
3		5700.000	65.22	3.02	68.24	-36.96	105.20	131	252	Peak
4		5720.000	70.80	3.12	73.92	-36.88	110.80	131	252	Peak
5		5725.000	72.21	3.14	75.35	-46.85	122.20	131	252	Peak
6		5804.000	105.42	3.51	108.93	N/A	N/A	131	252	Peak
7		5850.000	66.85	3.51	70.36	-51.84	122.20	131	252	Peak
8		5855.000	64.36	3.51	67.86	-42.94	110.80	131	252	Peak
9		5875.000	60.43	3.50	63.93	-41.27	105.20	131	252	Peak
10		5925.000	52.65	3.51	56.16	-12.04	68.20	131	252	Peak
11	*	5959.200	53.59	3.52	57.12	-11.08	68.20	131	252	Peak

Note:

1. " *", means this data is the worst emission level.
2. C.F (Correction Factor) = Antenna Factor (dB/m)+ Cable Loss (dB) – Preamplifier(dB) + 10dB Attenuation.
3. Measurement (dBuV/m) = Reading(dBuV) + C.F (Correction Factor).
4. The emission levels of other frequencies are very lower than the limit and not show in test report.

EUT	BE3600 Dual-Band Wi-Fi 7 Gaming Router	Date of Test	2025-04-16
Factor	DRH18-E	Temp. / Humidity	21°C /63%
Polarity	Vertical	Site / Test Engineer	AC2 / Marvin
Test Mode	802.11be-80MHz_TX_Band4_CH 155_ANT 0+1	Test Voltage	AC 120V/60Hz

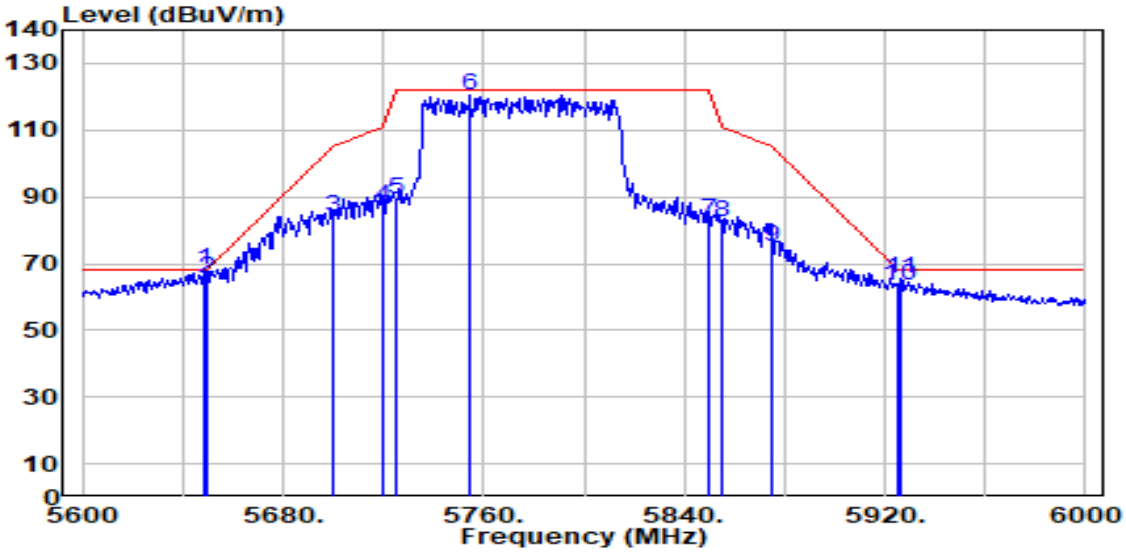

No		Frequency (MHz)	Reading (dBuV)	C.F (dB/m)	Measurement (dBuV/m)	Margin (dB)	Limit (dBuV/m)	Height (cm)	Angle (deg)	Remark (QP/PK/AV)
1	*	5648.800	65.24	2.77	68.01	-0.19	68.20	172	360	Peak
2		5650.000	62.76	2.78	65.54	-2.66	68.20	172	360	Peak
3		5700.000	80.78	3.02	83.80	-21.40	105.20	172	360	Peak
4		5720.000	84.19	3.12	87.30	-23.50	110.80	172	360	Peak
5		5725.000	86.05	3.14	89.19	-33.01	122.20	172	360	Peak
6		5754.400	117.11	3.29	120.39	N/A	N/A	172	360	Peak
7		5850.000	79.25	3.51	82.76	-39.44	122.20	172	360	Peak
8		5855.000	78.88	3.51	82.38	-28.42	110.80	172	360	Peak
9		5875.000	71.72	3.50	75.23	-29.97	105.20	172	360	Peak
10		5925.000	59.93	3.51	63.44	-4.76	68.20	172	360	Peak
11		5926.400	61.98	3.51	65.49	-2.71	68.20	172	360	Peak

Note:

1. " *", means this data is the worst emission level.
2. C.F (Correction Factor) = Antenna Factor (dB/m)+ Cable Loss (dB) – Preamplifier(dB) + 10dB Attenuation.
3. Measurement (dBuV/m) = Reading(dBuV) + C.F (Correction Factor).
4. The emission levels of other frequencies are very lower than the limit and not show in test report.

EUT	BE3600 Dual-Band Wi-Fi 7 Gaming Router	Date of Test	2025-04-15
Factor	DRH18-E	Temp. / Humidity	21°C /63%
Polarity	Horizontal	Site / Test Engineer	AC2 / Marvin
Test Mode	802.11be-160MHz_TX_Band1,2_CH 50_ANT 0+1	Test Voltage	AC 120V/60Hz

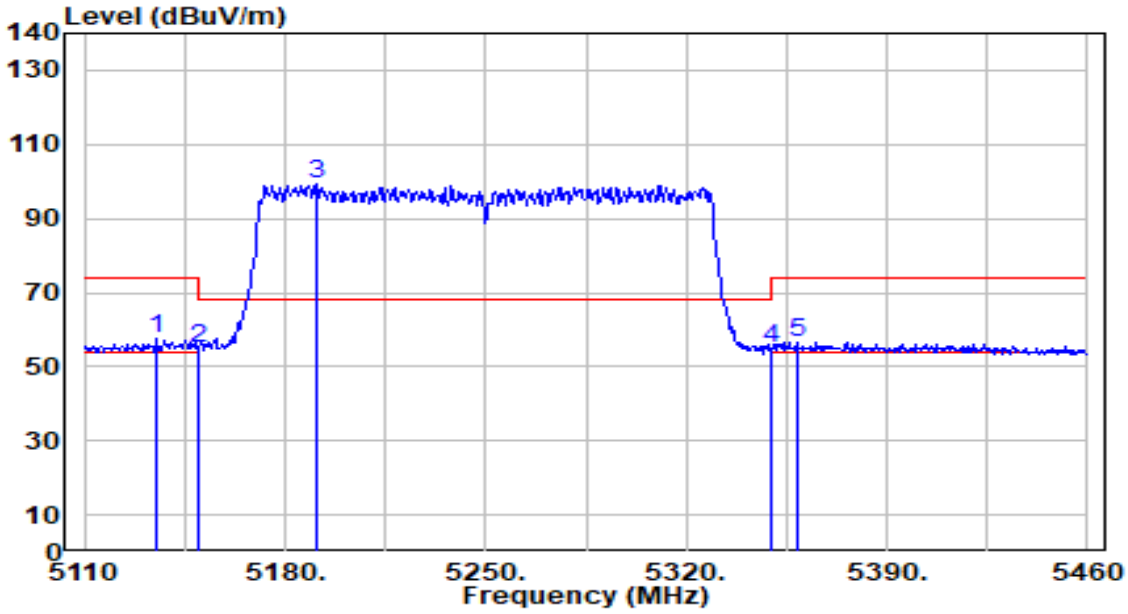

No		Frequency (MHz)	Reading (dBuV)	C.F (dB/m)	Measurement (dBuV/m)	Margin (dB)	Limit (dBuV/m)	Height (cm)	Angle (deg)	Remark (QP/PK/AV)
1	*	5135.200	55.57	1.79	57.36	-16.64	74.00	327	157	Peak
2		5150.000	53.03	1.82	54.85	-19.15	74.00	327	157	Peak
3		5191.200	97.65	1.89	99.53	N/A	N/A	327	157	Peak
4		5350.000	53.07	1.69	54.76	-19.24	74.00	327	157	Peak
5		5358.850	54.87	1.68	56.55	-17.45	74.00	327	157	Peak

Note:

1. " *", means this data is the worst emission level.
2. C.F (Correction Factor) = Antenna Factor (dB/m)+ Cable Loss (dB) – Preamplifier(dB) + 10dB Attenuation.
3. Measurement (dBuV/m) = Reading(dBuV) + C.F (Correction Factor).
4. The emission levels of other frequencies are very lower than the limit and not show in test report.

EUT	BE3600 Dual-Band Wi-Fi 7 Gaming Router	Date of Test	2025-04-15
Factor	DRH18-E	Temp. / Humidity	21°C /63%
Polarity	Horizontal	Site / Test Engineer	AC2 / Marvin
Test Mode	802.11be-160MHz_TX_Band1,2_CH 50_ANT 0+1	Test Voltage	AC 120V/60Hz

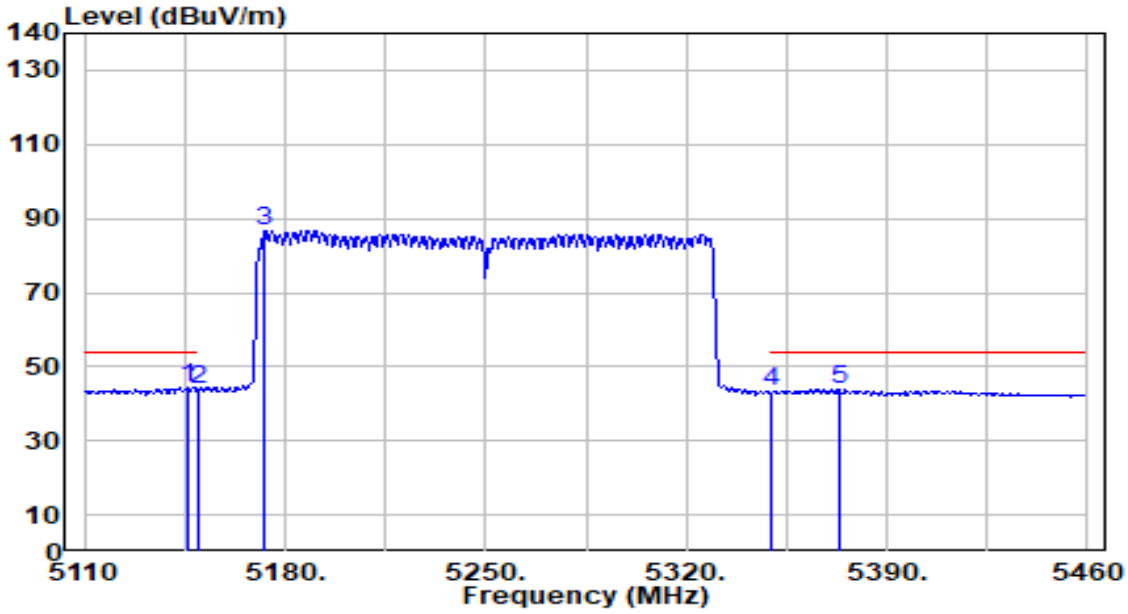

No		Frequency (MHz)	Reading (dBuV)	C.F (dB/m)	Measurement (dBuV/m)	Margin (dB)	Limit (dBuV/m)	Height (cm)	Angle (deg)	Remark (QP/PK/AV)
1	*	5145.700	42.53	1.81	44.34	-9.66	54.00	327	157	Average
2		5150.000	41.94	1.82	43.76	-10.24	54.00	327	157	Average
3		5173.000	84.94	1.86	86.80	N/A	N/A	327	157	Average
4		5350.000	41.52	1.69	43.21	-10.79	54.00	327	157	Average
5		5373.200	42.24	1.66	43.90	-10.10	54.00	327	157	Average

Note:

1. " *", means this data is the worst emission level.
2. C.F (Correction Factor) = Antenna Factor (dB/m)+ Cable Loss (dB) – Preamplifier(dB) + 10dB Attenuation.
3. Measurement (dBuV/m) = Reading(dBuV) + C.F (Correction Factor).
4. The emission levels of other frequencies are very lower than the limit and not show in test report.

EUT	BE3600 Dual-Band Wi-Fi 7 Gaming Router	Date of Test	2025-04-15
Factor	DRH18-E	Temp. / Humidity	21°C /63%
Polarity	Vertical	Site / Test Engineer	AC2 / Marvin
Test Mode	802.11be-160MHz_TX_Band1,2_CH 50_ANT 0+1	Test Voltage	AC 120V/60Hz

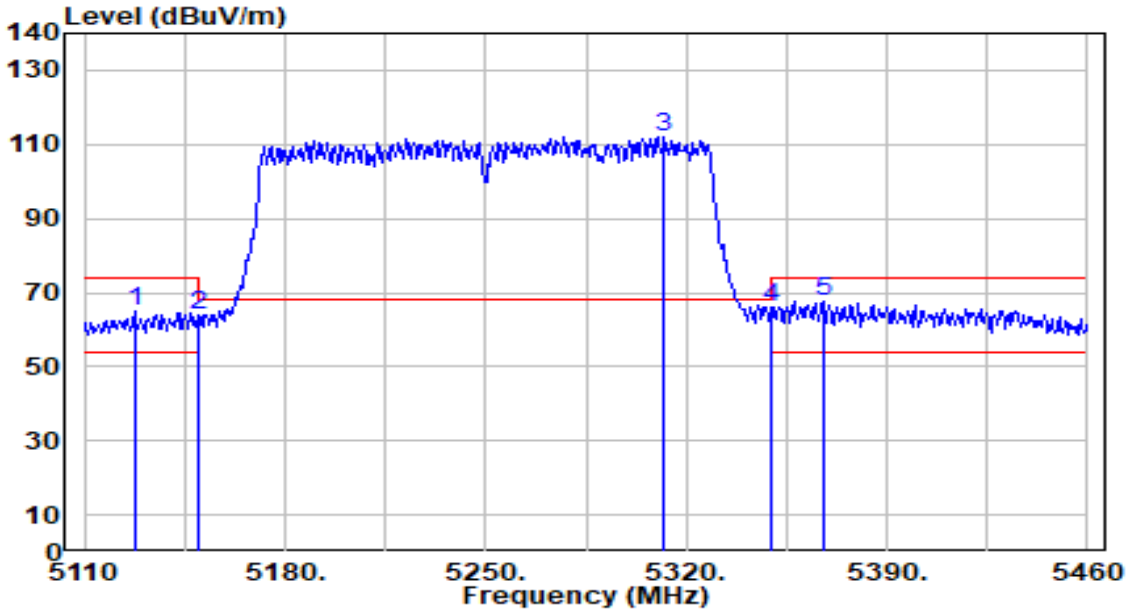

No		Frequency (MHz)	Reading (dBuV)	C.F (dB/m)	Measurement (dBuV/m)	Margin (dB)	Limit (dBuV/m)	Height (cm)	Angle (deg)	Remark (QP/PK/AV)
1		5127.850	63.03	1.78	64.81	-9.19	74.00	138	345	Peak
2		5150.000	62.15	1.82	63.96	-10.04	74.00	138	345	Peak
3		5312.300	110.12	1.74	111.86	N/A	N/A	138	345	Peak
4		5350.000	64.56	1.69	66.25	-7.75	74.00	138	345	Peak
5	*	5367.600	66.11	1.67	67.78	-6.22	74.00	138	345	Peak

Note:

1. " *", means this data is the worst emission level.
2. C.F (Correction Factor) = Antenna Factor (dB/m)+ Cable Loss (dB) – Preamplifier(dB) + 10dB Attenuation.
3. Measurement (dBuV/m) = Reading(dBuV) + C.F (Correction Factor).
4. The emission levels of other frequencies are very lower than the limit and not show in test report.

EUT	BE3600 Dual-Band Wi-Fi 7 Gaming Router	Date of Test	2025-04-15
Factor	DRH18-E	Temp. / Humidity	21°C /63%
Polarity	Vertical	Site / Test Engineer	AC2 / Marvin
Test Mode	802.11be-160MHz_TX_Band1,2_CH 50_ANT 0+1	Test Voltage	AC 120V/60Hz

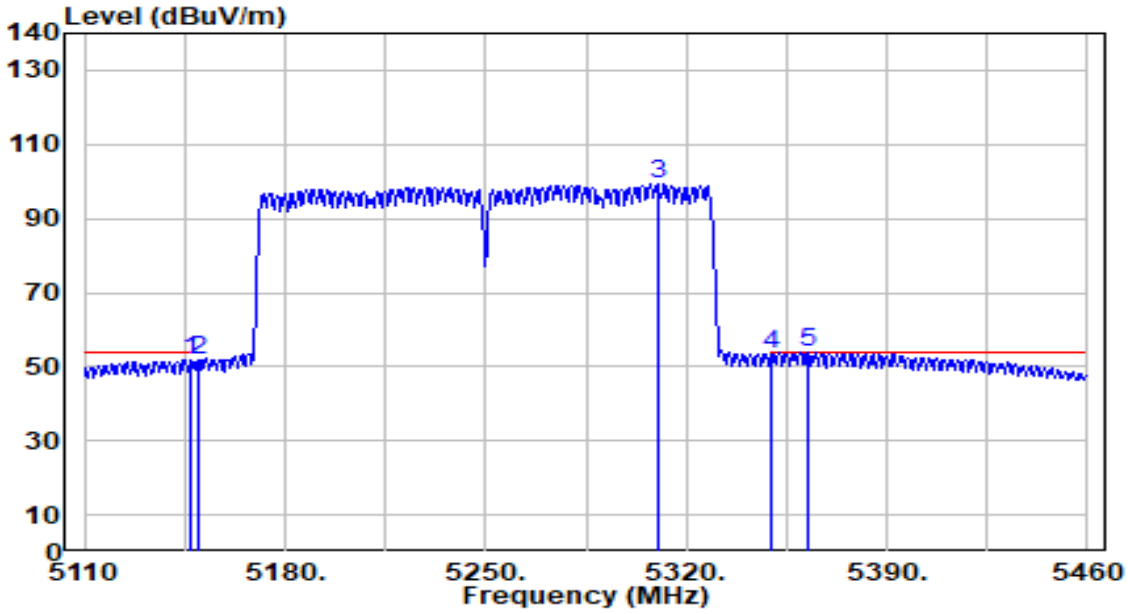

No		Frequency (MHz)	Reading (dBuV)	C.F (dB/m)	Measurement (dBuV/m)	Margin (dB)	Limit (dBuV/m)	Height (cm)	Angle (deg)	Remark (QP/PK/AV)
1		5147.450	50.00	1.81	51.82	-2.18	54.00	138	345	Average
2		5150.000	50.08	1.82	51.90	-2.10	54.00	138	345	Average
3		5309.850	97.44	1.74	99.19	N/A	N/A	138	345	Average
4		5350.000	51.93	1.69	53.62	-0.38	54.00	138	345	Average
5	*	5362.350	52.16	1.67	53.83	-0.17	54.00	138	345	Average

Note:

1. " *", means this data is the worst emission level.
2. C.F (Correction Factor) = Antenna Factor (dB/m)+ Cable Loss (dB) – Preamplifier(dB) + 10dB Attenuation.
3. Measurement (dBuV/m) = Reading(dBuV) + C.F (Correction Factor).
4. The emission levels of other frequencies are very lower than the limit and not show in test report.

EUT	BE3600 Dual-Band Wi-Fi 7 Gaming Router	Date of Test	2025-04-15
Factor	DRH18-E	Temp. / Humidity	21°C /63%
Polarity	Horizontal	Site / Test Engineer	AC2 / Marvin
Test Mode	802.11be-160MHz_TX_Band3_CH 114_ANT 0+1	Test Voltage	AC 120V/60Hz

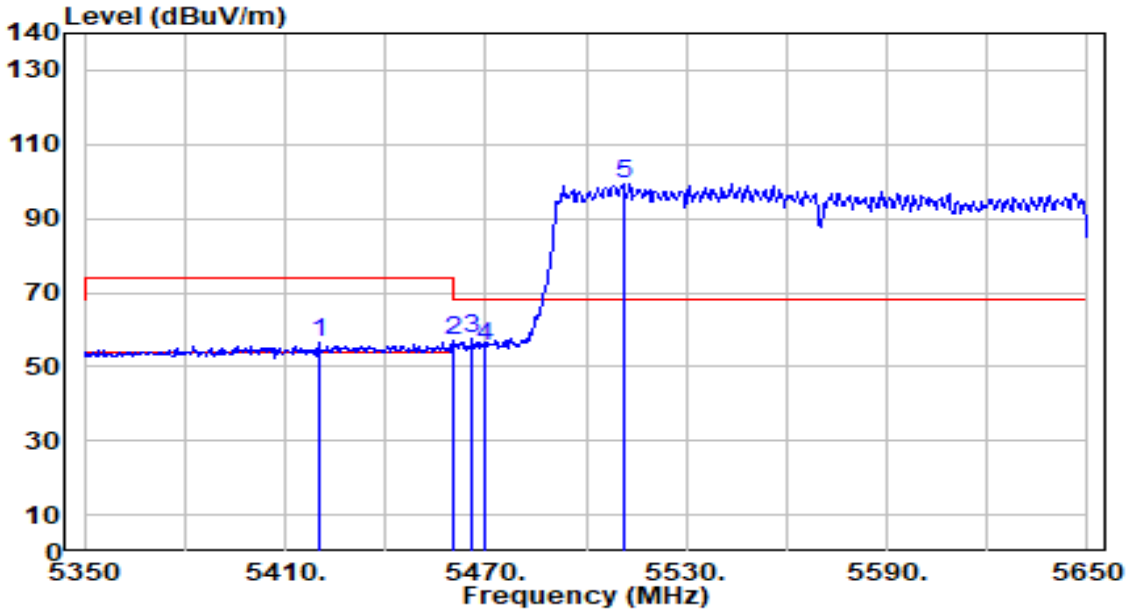

No		Frequency (MHz)	Reading (dBuV)	C.F (dB/m)	Measurement (dBuV/m)	Margin (dB)	Limit (dBuV/m)	Height (cm)	Angle (deg)	Remark (QP/PK/AV)
1		5419.900	55.00	1.71	56.70	-17.30	74.00	310	159	Peak
2		5460.000	54.97	1.87	56.85	-17.15	74.00	310	159	Peak
3	*	5466.100	55.55	1.90	57.45	-10.75	68.20	310	159	Peak
4		5470.000	53.76	1.92	55.68	-12.52	68.20	310	159	Peak
5		5511.100	97.27	2.10	99.36	N/A	N/A	310	159	Peak

Note:

1. " *", means this data is the worst emission level.
2. C.F (Correction Factor) = Antenna Factor (dB/m)+ Cable Loss (dB) – Preamplifier(dB) + 10dB Attenuation.
3. Measurement (dBuV/m) = Reading(dBuV) + C.F (Correction Factor).
4. The emission levels of other frequencies are very lower than the limit and not show in test report.

EUT	BE3600 Dual-Band Wi-Fi 7 Gaming Router	Date of Test	2025-04-15
Factor	DRH18-E	Temp. / Humidity	21°C /63%
Polarity	Horizontal	Site / Test Engineer	AC2 / Marvin
Test Mode	802.11be-160MHz_TX_Band3_CH 114_ANT 0+1	Test Voltage	AC 120V/60Hz

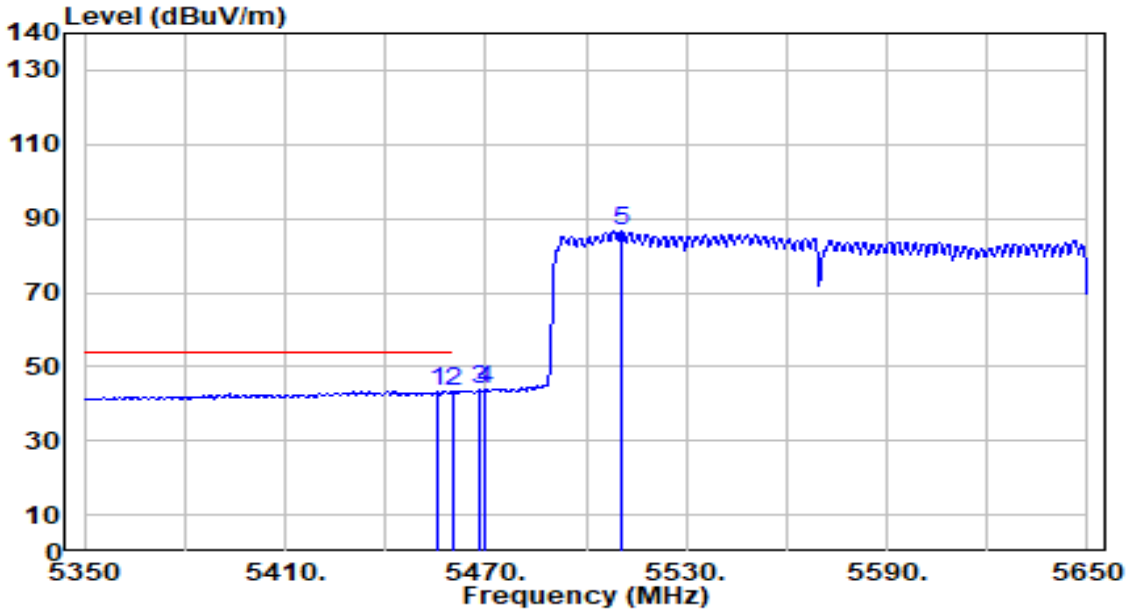

No		Frequency (MHz)	Reading (dBuV)	C.F (dB/m)	Measurement (dBuV/m)	Margin (dB)	Limit (dBuV/m)	Height (cm)	Angle (deg)	Remark (QP/PK/AV)
1		5455.300	41.44	1.85	43.29	-10.71	54.00	310	159	Average
2	*	5460.000	41.52	1.87	43.40	-10.60	54.00	310	159	Average
3		5468.200	41.91	1.91	43.82	N/A	N/A	310	159	Average
4		5470.000	41.68	1.92	43.60	N/A	N/A	310	159	Average
5		5510.800	84.46	2.09	86.55	N/A	N/A	310	159	Average

Note:

1. " *", means this data is the worst emission level.
2. C.F (Correction Factor) = Antenna Factor (dB/m)+ Cable Loss (dB) – Preamplifier(dB) + 10dB Attenuation.
3. Measurement (dBuV/m) = Reading(dBuV) + C.F (Correction Factor).
4. The emission levels of other frequencies are very lower than the limit and not show in test report.

EUT	BE3600 Dual-Band Wi-Fi 7 Gaming Router	Date of Test	2025-04-15
Factor	DRH18-E	Temp. / Humidity	21°C /63%
Polarity	Vertical	Site / Test Engineer	AC2 / Marvin
Test Mode	802.11be-160MHz_TX_Band3_CH 114_ANT 0+1	Test Voltage	AC 120V/60Hz

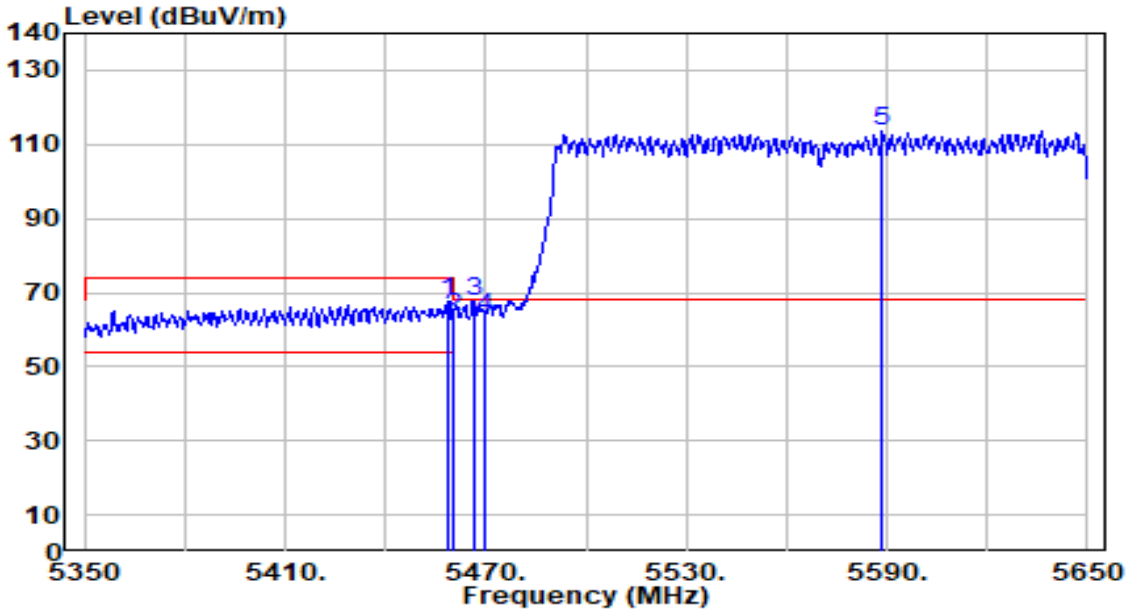

No		Frequency (MHz)	Reading (dBuV)	C.F (dB/m)	Measurement (dBuV/m)	Margin (dB)	Limit (dBuV/m)	Height (cm)	Angle (deg)	Remark (QP/PK/AV)
1		5458.900	65.72	1.87	67.59	-6.41	74.00	133	335	Peak
2		5460.000	61.58	1.87	63.46	-10.54	74.00	133	335	Peak
3	*	5466.400	65.53	1.90	67.43	-0.77	68.20	133	335	Peak
4		5470.000	61.25	1.92	63.17	-5.03	68.20	133	335	Peak
5		5588.800	111.18	2.48	113.66	N/A	N/A	133	335	Peak

Note:

1. " *", means this data is the worst emission level.
2. C.F (Correction Factor) = Antenna Factor (dB/m)+ Cable Loss (dB) – Preamplifier(dB) + 10dB Attenuation.
3. Measurement (dBuV/m) = Reading(dBuV) + C.F (Correction Factor).
4. The emission levels of other frequencies are very lower than the limit and not show in test report.

EUT	BE3600 Dual-Band Wi-Fi 7 Gaming Router	Date of Test	2025-04-15
Factor	DRH18-E	Temp. / Humidity	21°C /63%
Polarity	Vertical	Site / Test Engineer	AC2 / Marvin
Test Mode	802.11be-160MHz_TX_Band3_CH 114_ANT 0+1	Test Voltage	AC 120V/60Hz

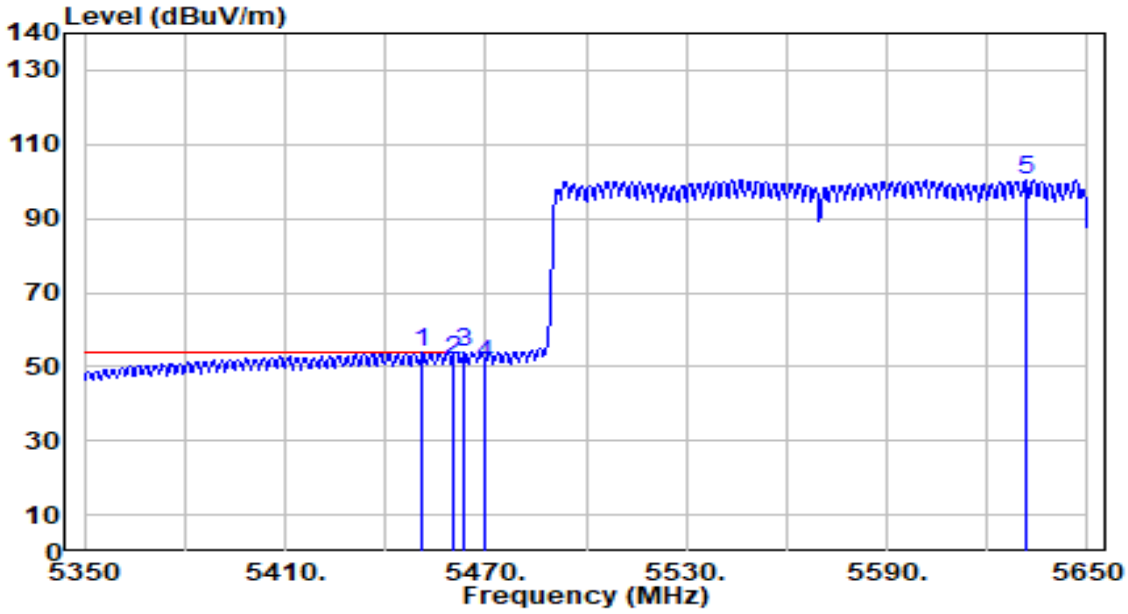

No		Frequency (MHz)	Reading (dBuV)	C.F (dB/m)	Measurement (dBuV/m)	Margin (dB)	Limit (dBuV/m)	Height (cm)	Angle (deg)	Remark (QP/PK/AV)
1	*	5451.100	52.00	1.84	53.84	-0.16	54.00	133	335	Average
2		5460.000	49.67	1.87	51.55	-2.45	54.00	133	335	Average
3		5463.700	51.96	1.89	53.85	N/A	N/A	133	335	Average
4		5470.000	48.91	1.92	50.83	N/A	N/A	133	335	Average
5		5631.400	97.72	2.69	100.41	N/A	N/A	133	335	Average

Note:

1. " *", means this data is the worst emission level.
2. C.F (Correction Factor) = Antenna Factor (dB/m)+ Cable Loss (dB) – Preamplifier(dB) + 10dB Attenuation.
3. Measurement (dBuV/m) = Reading(dBuV) + C.F (Correction Factor).
4. The emission levels of other frequencies are very lower than the limit and not show in test report.

7.10.AC Conducted Emissions Measurement

7.10.1.Test Limit

FCC Part 15.207 Limits		
Frequency (MHz)	QP (dBμV)	AV (dBμV)
0.15 - 0.50	66 - 56	56 - 46
0.50 - 5.0	56	46
5.0 - 30	60	50

Note 1: The lower limit shall apply at the transition frequencies.

Note 2: The limit decreases linearly with the logarithm of the frequency in the range 0.15MHz to 0.5MHz.

7.10.2.Test Procedure

The EUT was setup according to ANSI C63.4, 2009 and tested according to KDB 789033 for compliance to FCC 47CFR 15.247 requirements.The EUT was placed on a platform of nominal size, 1 m by 1.5 m, raised 80 cm above the conducting ground plane. The vertical conducting plane was located 40 cm to the rear of the EUT. All other surfaces of EUT were at least 80 cm from any other grounded conducting surface. The EUT and simulators are connected to the main power through a line impedance stabilization network (LISN). The LISN provides a 50 ohm /50uH coupling impedance for the measuring equipment. The peripheral devices are also connected to the main power through a LISN. (Please refer to the block diagram of the test setup and photographs)Each current-carrying conductor of the EUT power cord, except the ground (safety) conductor, was individually connected through a LISN to the input power source.

The excess length of the power cord between the EUT and the LISN receptacle were folded back and forth at the center of the lead to form a bundle not exceeding 40 cm in length.

Conducted emissions were investigated over the frequency range from 0.15MHz to 30MHz using a receiver bandwidth of 9kHz.

7.10.3.Test Setup

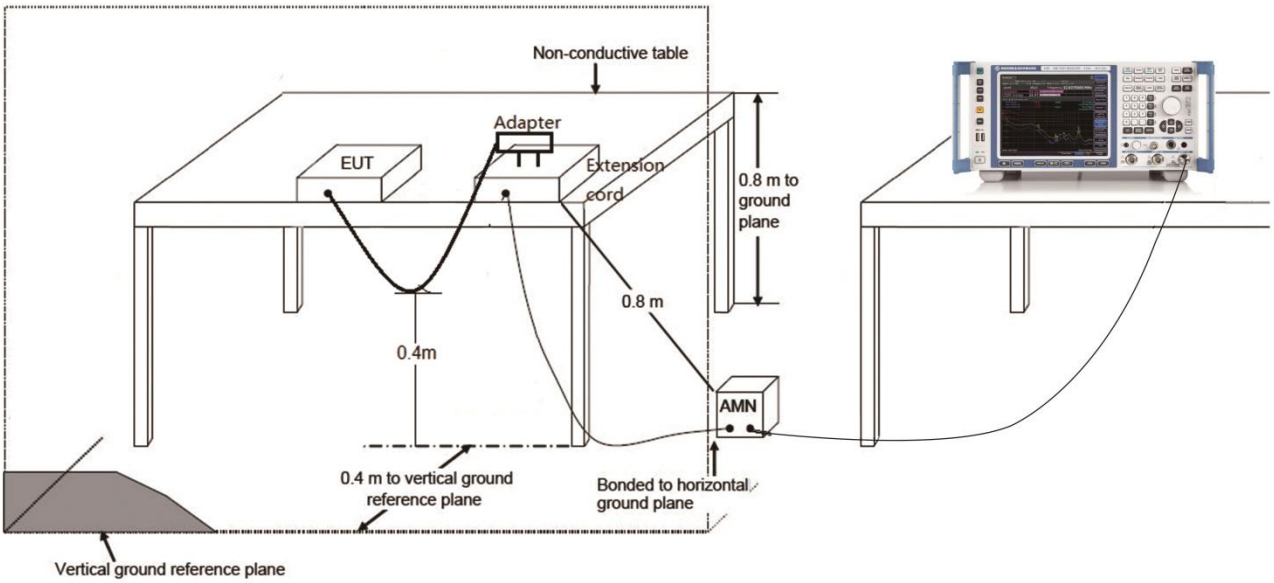

7.10.4.Test Result

EUT	BE3600 Dual-Band Wi-Fi 7 Gaming Router	Date of Test	2025-04-18
Factor	CE_ENV216-L1 (Filter ON)	Temp. / Humidity	24.2°C /54%
Polarity	Line1	Site / Test Engineer	SR2 / Ryan
Test Mode	802.11ac-20MHz_TX_Band1_CH 40_ANT 0+1	Test Voltage	AC 120V/60Hz

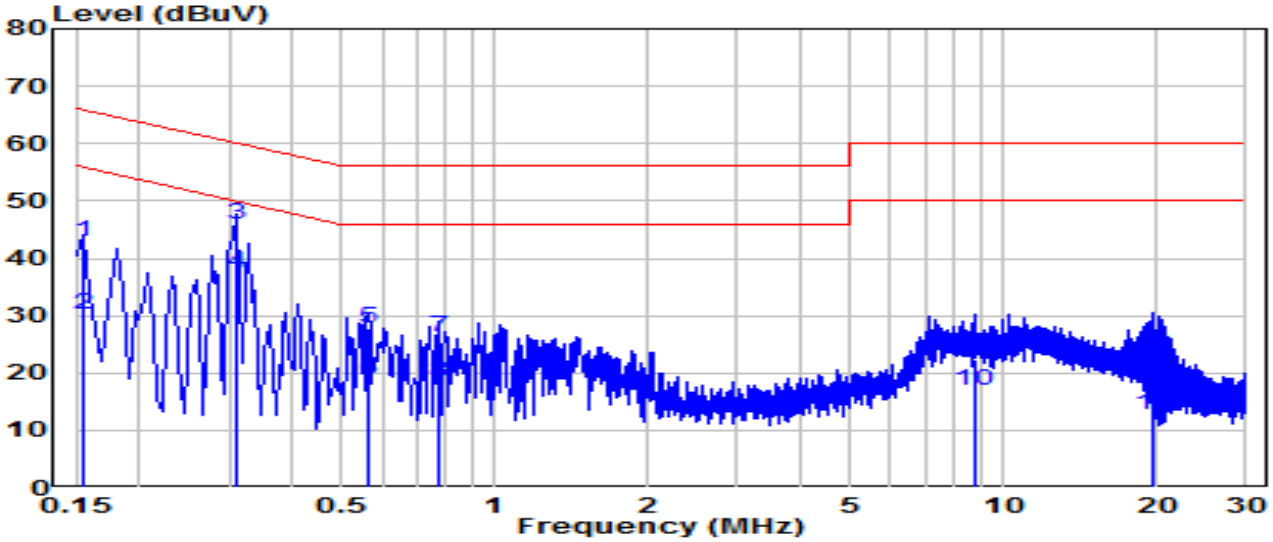

No		Frequency (MHz)	Reading (dBuV)	C.F (dB)	Measurement (dBuV)	Margin (dB)	Limit (dBuV)	Remark (QP/PK/AV)
1		0.154	33.39	9.63	43.02	-22.74	65.75	QP
2		0.154	20.65	9.63	30.28	-25.48	55.75	Average
3	*	0.312	36.36	9.63	45.99	-13.92	59.92	QP
4	*	0.312	27.91	9.63	37.54	-12.38	49.92	Average
5		0.564	18.08	9.65	27.73	-28.27	56.00	QP
6		0.564	9.00	9.65	18.65	-27.35	46.00	Average
7		0.771	16.61	9.66	26.27	-29.73	56.00	QP
8		0.771	8.83	9.66	18.48	-27.52	46.00	Average
9		8.749	12.57	9.84	22.40	-37.60	60.00	QP
10		8.749	7.01	9.84	16.85	-33.15	50.00	Average
11		19.602	13.01	9.94	22.94	-37.06	60.00	QP
12		19.602	2.75	9.94	12.69	-37.31	50.00	Average

Note:

1. " *", means this data is the worst emission level.
2. C.F (Correction Factor) = LISN Factor (dB)+ Cable Loss (dB).
3. Measurement (dBuV) = Reading(dBuV) + C.F (Correction Factor).

EUT	BE3600 Dual-Band Wi-Fi 7 Gaming Router	Date of Test	2025-04-18
Factor	CE_ENV216-N (Filter ON)	Temp. / Humidity	24.2°C /54%
Polarity	Neutral	Site / Test Engineer	SR2 / Ryan
Test Mode	802.11ac-20MHz_TX_Band1_CH 40_ANT 0+1	Test Voltage	AC 120V/60Hz

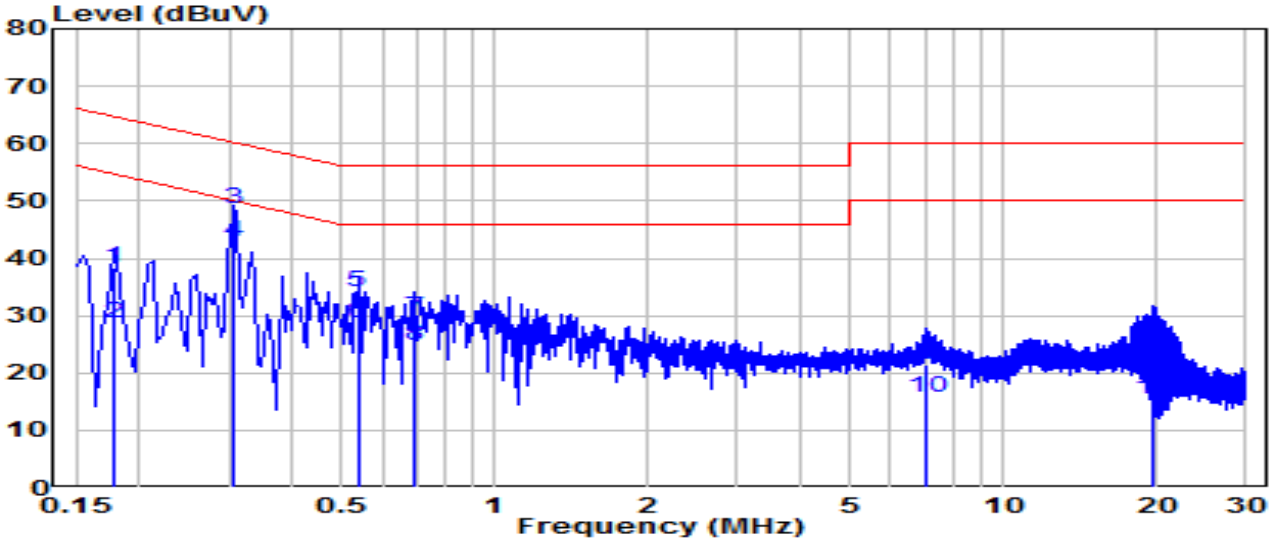

No		Frequency (MHz)	Reading (dBuV)	C.F (dB)	Measurement (dBuV)	Margin (dB)	Limit (dBuV)	Remark (QP/PK/AV)
1		0.177	28.58	9.63	38.21	-26.42	64.63	QP
2		0.177	18.91	9.63	28.54	-26.09	54.63	Average
3	*	0.307	39.09	9.63	48.72	-11.32	60.04	QP
4	*	0.307	33.18	9.63	42.81	-7.23	50.04	Average
5		0.537	24.40	9.64	34.04	-21.96	56.00	QP
6		0.537	19.14	9.64	28.78	-17.22	46.00	Average
7		0.690	19.88	9.65	29.53	-26.47	56.00	QP
8		0.690	14.96	9.65	24.61	-21.39	46.00	Average
9		7.043	11.77	9.80	21.56	-38.44	60.00	QP
10		7.043	5.93	9.80	15.72	-34.28	50.00	Average
11		19.651	13.23	9.98	23.20	-36.80	60.00	QP
12		19.651	5.33	9.98	15.30	-34.70	50.00	Average

Note:

1. " *", means this data is the worst emission level.
2. C.F (Correction Factor) = LISN Factor (dB)+ Cable Loss (dB).
3. Measurement (dBuV) = Reading(dBuV) + C.F (Correction Factor).

8. CONCLUSION

The data collected relate only the item(s) tested and show that the device is in compliance with Part 15E of the FCC Rules.

Appendix A : Test Setup Photograph

Refer to “2504TW0107-UT” file.

Appendix B : EUT Photograph

Refer to “2504TW0107-UE” file.

Appendix C : Internal Photograph

Refer to “2504TW0107-UI” file.

The End