Regulatory Compliance

Sector Bridge 5

© 2026 TP-Link 1900002745 REV1.0.0

FCC Compliance Information Statement

Product Name: 5GHz 867Mbps Indoor/Outdoor Wireless Sector Bridge

Model Number: Sector Bridge 5

Component Name	Model
I.T.E. Power Supply	T240050-2-POE

Responsible party:

TP-Link Systems Inc.

Address: 10 Mauchly, Irvine, CA 92618

Website: https://www.tp-link.com/us/

Tel: +1 626 333 0234

Fax: +1 909 527 6804

E-mail: sales.usa@tp-link.com

This equipment has been tested and found to comply with the limits for a Class B digital device, pursuant to part 15 of the FCC Rules. These limits are designed to provide reasonable protection against harmful interference in a residential installation. This equipment generates, uses and can radiate radio frequency energy and, if not installed and used in accordance with the instructions, may cause harmful interference to radio communications. However, there is no guarantee that interference will not occur in a particular installation. If this equipment does cause harmful interference to radio or television reception, which can be determined by turning the equipment off and on, the user is encouraged to try to correct the interference by one or more of the following measures:

- Reorient or relocate the receiving antenna.
- Increase the separation between the equipment and receiver.
- Connect the equipment into an outlet on a circuit different from that to which the receiver is connected.
- Consult the dealer or an experienced radio/ TV technician for help.

This device complies with part 15 of the FCC Rules. Operation is subject to the following two conditions:

1) This device may not cause harmful interference.

2) This device must accept any interference received, including interference that may cause undesired operation.

Any changes or modifications not expressly approved by the party responsible for compliance could void the user's authority to operate the equipment.

Note: The manufacturer is not responsible for any radio or TV interference caused by unauthorized modifications to this equipment. Such modifications could void the user's authority to operate the equipment.

FCC RF Radiation Exposure Statement:

This equipment complies with FCC RF radiation exposure limits set forth for an uncontrolled environment. This device and its antenna must not be co-located or operating in conjunction with any other antenna or transmitter.

"To comply with FCC RF exposure compliance requirements, this grant is applicable to only Mobile Configurations. The antennas used for this transmitter must be installed to provide a separation distance of at least 20cm from all persons and must not be colocated or operating in conjunction with any other antenna or transmitter."

Product Name: I.T.E. Power Supply

Model Number: T240050-2-POE

Responsible party:

TP-Link Systems Inc.

Address: 10 Mauchly, Irvine, CA 92618

Website: https://www.tp-link.com/us/

Tel: +1 626 333 0234

Fax: +1 909 527 6804

E-mail: sales.usa@tp-link.com

This equipment has been tested and found to comply with the limits for a Class B digital device, pursuant to part 15 of the FCC Rules. These limits are designed to provide reasonable protection against harmful interference in a residential installation. This equipment generates, uses and can radiate radio frequency energy and, if not installed and used in accordance with the instructions, may cause harmful interference to radio communications. However, there is no guarantee that interference will not occur in a particular installation. If this equipment does cause harmful interference to radio or television reception, which can be determined by turning the equipment off and on, the user is encouraged to try to correct the interference by one or more of the following measures:

- Reorient or relocate the receiving antenna.
- Increase the separation between the equipment and receiver.
- Connect the equipment into an outlet on a circuit different from that to which the receiver is connected.
- Consult the dealer or an experienced radio/ TV technician for help.

This device complies with part 15 of the FCC Rules. Operation is subject to the following two conditions:

1) This device may not cause harmful interference.

2) This device must accept any interference received, including interference that may cause undesired operation.

Any changes or modifications not expressly approved by the party responsible for compliance could void the user's authority to operate the equipment.

We, **TP-Link Systems Inc.**, has determined that the equipment shown as above has been shown to comply with the applicable technical standards, FCC part 15. There is no unauthorized change is made in the equipment and the equipment is properly maintained and operated.

Issue Date: 2026-04-09

CE Mark Warning

OPERATING FREQUENCY (the maximum transmitted power)

5150MHz—5250MHz (23dBm)

5250MHz—5350MHz (23dBm)

5470MHz—5725MHz (30dBm)

EU Declaration of Conformity

TP-Link hereby declares that the Access Point is in compliance with the essential requirements and other relevant provisions of directives 2014/53/EU, 2009/125/EC, 2011/65/EU and (EU)2015/863.

The original EU Declaration of Conformity may be found at https://www.tp-link.com/en/support/ce/.

RF Exposure Information

This device meets the EU requirements (2014/53/EU Article 3.1a) on the limitation of exposure of the general public to electromagnetic fields by way of health protection.

The device complies with RF specifications when the device used at 20cm from your body.

National Restrictions

Frequency band: 5150 - 5250 MHz:

Indoor use: Inside buildings only. Installations and use inside road vehicles and train carriages are not permitted. Limited outdoor use: If used outdoors, equipment shall not be attached to a fixed installation or to the external body of road vehicles, a fixed infrastructure or a fixed outdoor antenna. Use by unmanned aircraft systems (UAS) is limited to within the 5170 - 5250 MHz band.

Frequency band: 5250 - 5350 MHz:

Indoor use: Inside buildings only. Installations and use in road vehicles, trains and aircraft are not permitted. Outdoor use is not permitted.

Frequency band: 5470 - 5725 MHz:

Installations and use in road vehicles, trains and aircraft and use for unmanned aircraft systems (UAS) are not permitted.

	AT	BE	BG	CH	CY	CZ	DE	DK
	EE	EL	ES	FI	FR	HR	HU	IE
	IS	IT	LI	LT	LU	LV	MT	NL
	NO	PL	PT	RO	SE	SI	SK	UK(NI)

UKCA Mark

UK
CA

UK Declaration of Conformity

TP-Link hereby declares that the Access Point is in compliance with the essential requirements and other relevant provisions of the Radio Equipment Regulations 2017.

The original UK Declaration of Conformity may be found at
https://www.tp-link.com/support/ukca

National Restrictions

Attention: In Great Britain, the operation in the frequency range 5150MHz - 5350MHz is only permitted indoors.

	UK

Canadian Compliance Statement

This device contains licence-exempt transmitter(s)/receiver(s) that comply with Innovation, Science and Economic Development Canada's licence-exempt RSS(s). Operation is subject to the following two conditions:

(1) This device may not cause interference.

(2) This device must accept any interference, including interference that may cause undesired operation of the device.

L'émetteur/récepteur exempt de licence contenu dans le présent appareil est conforme aux CNR d'Innovation, Sciences et Développement économique Canada applicables aux appareils radio exempts de licence. L'exploitation est autorisée aux deux conditions suivantes :

1) L'appareil ne doit pas produire de brouillage;

2) L'appareil doit accepter tout brouillage radioélectrique subi, même si le brouillage est susceptible d'en compromettre le fonctionnement.

Caution / Avertissement

Professional installation instruction

1. Installation personnel

This product is designed for specific application and needs to be installed by a qualified trained person who has RF and related rule knowledge. This product needs to be professionally configured by SDN Controller network service before use.

2. Professional Installation Requirements

- This device is generally for industrial/commercial use, which only sold to authorized dealers or installers.
- Operation in the 5150-5250MHz is restricted to indoor use only.

Instructions d'installation pour les professionnels

1. Personnel d'installation

Ce produit est conçu pour une application spécifique et doit être installé par une personne qualifiée et formée, possédant des connaissances en RF et en règles associées. Ce produit doit être configuré par des professionnels via le service réseau SDN Controller avant utilisation.

2. Exigences d'installation à l'attention des professionnels

- Cet appareil est généralement destiné à un usage industriel/commercial, vendu uniquement à des revendeurs ou installateurs agréés.
- Le fonctionnement dans la bande 5150-5250 MHz est limité à une utilisation en intérieur uniquement.

1) The device for operation in the band 5150–5250 MHz is only for indoor use to reduce the potential for harmful interference to co-channel mobile satellite systems; 5150 MHz to 5250 MHz is restricted to indoor operations in Hong Kong.

3) For devices with detachable antenna(s), the maximum antenna gain permitted for devices in the band 5725-5850 MHz shall be such that the equipment still complies with the e.i.r.p. limits specified for point-to-point and non-point-to-point operation as appropriate;

1) Le dispositif fonctionnant dans la bande 5150-5250 MHz est réservé uniquement pour une utilisation à l'intérieur afin de réduire les risques de brouillage préjudiciable aux systèmes de satellites mobiles utilisant les mêmes canaux;

2) Le gain maximal d'antenne permis pour les dispositifs avec antenne(s) amovible(s) utilisant la bande 5725-5850 MHz doit se conformer à la limitation P.I.R.E spécifiée pour l'exploitation point à point et non point à point, selon le cas.

Radiation Exposure Statement:

This equipment complies with IC radiation exposure limits set forth for an uncontrolled environment. This equipment should be installed and operated with minimum distance 20cm between the radiator & your body.

Déclaration d'exposition aux radiations:

Cet équipement est conforme aux limites d'exposition aux rayonnements IC établies pour un environnement non contrôlé. Cet équipement doit être installé et utilisé avec un minimum de 20cm de distance entre la source de rayonnement et votre corps.

Industry Canada Statement

CAN ICES (B)/NMB (B)

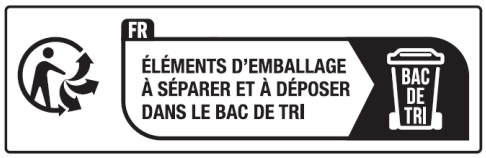

Korea Warning Statements

당해 무선설비는 운용중 전파혼신 가능성이 있음 .

NCC Notice & BSMI Notice

注意!

取得審驗證明之低功率射頻器材，非經核准，公司、商號或使用者均不得擅自變更頻率、加大功率或變更原設計之特性及功能。

低功率射頻器材之使用不得影響飛航安全及干擾合法通信；經發現有干擾現象時，應立即停用，並改善至無干擾時方得繼續使用。

前述合法通信，指依電信管理法規定作業之無線電通信。

低功率射頻器材須忍受合法通信或工業、科學及醫療用電波輻射性電機設備之干擾。

應避免影響附近雷達系統之操作。

安全諮詢及注意事項

- 請使用原裝電源供應器或只能按照本產品注明的電源類型使用本產品。
- 清潔本產品之前請先拔掉電源線 . 請勿使用液體、噴霧清潔劑或濕布進行清潔。
- 注意防潮，請勿將水或其他液體潑灑到本產品上。
- 插槽與開口供通風使用，以確保本產品的操作可靠並防止過熱，請勿堵塞或覆蓋開口。
- 請勿將本產品置放於靠近熱源的地方 . 除非有正常的通風，否則不可放在密閉位置中。
- 不要私自拆開機殼或自行維修，如產品有故障請與原廠或代理商聯繫。
- (適用於配電源供應器出貨的產品) 電源供應器应使用在环境温度低於或等於 40°C的室內。

限用物質含有情況標示聲明書

產品元件名稱	限用物質及其化學符號					
	鉛 Pb	鎘 Cd	汞 Hg	六價鉻 CrVI	多溴聯苯 PBB	多溴二苯醚 PBDE
PCB	○	○	○	○	○	○
外殼	○	○	○	○	○	○
天線	○	○	○	○	○	○
其他及其配件	—	○	○	○	○	○
備考1. "超出0.1 wt %" 及 "超出0.01 wt %" 系指限用物質之百分比含量超出百分比含量基準值. 備考2."○"系指該項限用物質之百分比含量未超出百分比含量基準值. 備考3."—" 系指該項限用物質為排除項目.						

Продукт сертифіковано згідно с правилами системи УкрСЕПРО на відповідність вимогам нормативних документів та вимогам, що передбачені чинними законодавчими актами України.

EAC

Safety Information

- Keep the device away from fire or hot environments. DO NOT immerse in water or any other liquid.
- Do not attempt to disassemble, repair, or modify the device. If you need service, please contact us.
- Do not use damaged charger or USB cable to charge the device.
- Do not use any other chargers than those recommended.
- Do not use the device where wireless devices are not allowed.
- (For models with adapters and power supply cord) Plug the product into the wall outlets with earthing connection through the power supply cord.
- (For models with adapters) The socket-outlet shall be installed near the equipment and shall be easily accessible.
- (For models with adapters) Make sure the power socket has a good contact with the ground.
- (For models with adapters) Adapter shall be installed near the equipment and shall be easily accessible.
- (For models with adapters) Adapter should be used indoors where the ambient temperature is lower than or equal to 40 °C .
- (For models with adapters) Use only power supplies which are provided by manufacturer and in the original packing of this product. If you have any questions, please don't hesitate to contact us.
- Operating Temperature (運作溫度): -40°C – 70°C (-40 °F – 158 °F)
- This product uses radios and other components that emit electromagnetic fields. Electromagnetic fields and magnets may interfere with pacemakers and other implanted medical devices. Always keep the product and its power adapter more than 15 cm (6 inches) away from any pacemakers or other implanted medical devices. If you suspect your product is interfering with your pacemaker or any other implanted medical device, turn off your product and consult your physician for information specific to your medical device.

Please read and follow the above safety information when operating the device. We cannot guarantee that no accidents or damage will occur due to improper use of the device. Please use this product with care and operate at your own risk.

Explanation of the symbols on the product label

產品標籤上符號的解釋

Note: The product label can be found at the bottom of the product and its I.T.E. power supply. Symbols may vary from products.

注意：產品標籤可以在產品底部和其 I.T.E. 電源供應器上找到。產品標籤可在產品底部找到。符號可能因產品而異。

Symbol 符號	Explanation 說明
	Class II equipment 二級設備
	Class II equipment with functional earthing 具有接地功能的二級設備
	Alternating current 交流電
	Direct current DC 電壓
	Polarity of d.c. power connector 輸出端點的極性
	For indoor use only 僅供室內使用
	Dangerous voltage 危險電壓
	Caution, risk of electric shock 請注意，有觸電的危險
	Energy efficiency Marking 能源效率標誌
	Protective earth 保護接地
	Earth 接地
	Frame or chassis 框架或外殼

	Functional earthing 功能接地
	Caution, hot surface 請注意，表面過熱
	Caution 警告
	Operator's manual 操作手冊
	Stand-by 待機
	"ON"/"OFF" (push-push) “開啟”/”關閉”（按壓式）
	Fuse 保險絲
N	Fuse is used in neutral N 保險絲用於中性線 N
	RECYCLING 回收 This product bears the selective sorting symbol for Waste electrical and electronic equipment (WEEE). This means that this product must be handled pursuant to European directive 2012/19/EU in order to be recycled or dismantled to minimize its impact on the environment. User has the choice to give his product to a competent recycling organization or to the retailer when he buys a new electrical or electronic equipment. 這個產品帶有歐盟指令 2012/19/EU 中關於廢棄電氣電子設備（WEEE）的選擇性分類標誌。這意味著，該產品必須按照該指令處理，以便進行回收或拆解，從而最大限度地減少對環境的影響。 用戶可以選擇將產品交給有資格的回收機構，或在購買新的電器或電子設備時將其交給零售商進行回收。
	Caution, avoid listening at high volume levels for long periods 請小心，避免長時間以高音量收聽。
	Disconnection, all power plugs 斷線，所有電源插頭

m	Switch of mini-gap construction 迷你間隙結構開關
μ	Switch of micro-gap construction (for US version) Switch of micro-gap / micro-disconnection construction (for other versions except US) 小間隙結構開關（US 版本） 小間隙 / 小斷開結構的開關（非 US 版）
ε	Switch without contact gap (Semiconductor switching device) 無接觸間隙的開關（半導體開關設備）

ErP Information:

1) Power consumption in networked standby: 4.5W.
2) Power consumption in networked standby when all wired network ports are connected and all wireless network ports are activated: 5W.
3) The default period of time after which the power management function switches the equipment automatically into a condition providing networked standby: 20 minutes.
4) How to activate and deactivate wireless network: Enter the webpage of product through wired connecting. The wireless function can be turn on/off via 'Wireless -> Management Radio -> Enable 2.4GHz Wireless Checkbox'.
5) Use only power supplies listed in the user instructions.

Manufacturer	Model
TP-Link	T120100-2C1
TP-Link	T240050-2-POE

Mounting Requirements 安裝需求

For safety, we recommend you to use the original screws in the package when mounting. The following are alternatives to mount the device on the wall:

為了安全起見，我們建議您在安裝時使用包裝中原本提供的螺絲。以下是固定設備到牆壁上的替代方法：

- Use 4 screws which comply with ANSI B1.1 4#, 6# standard and are longer than 25 mm.

  請使用符合 ANSI B1.1 4#, 6# 標準且長度超過 25毫米的 4 顆螺絲。

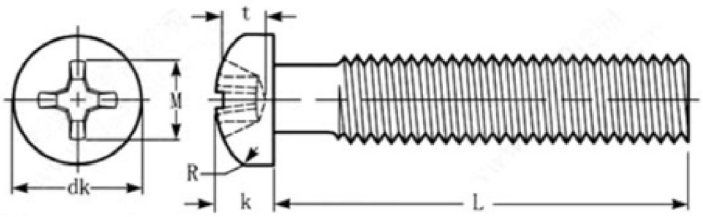

This type of recess has a large center opening, tapered wings, and blunt bottom, with all edges relieved or rounded.

ANSI B1.1	Diameter d(mm)	Screw Head Diameter dk (mm)		Screw Head Thickness k (mm)	
		max	min	max	min
4#	2.84	5.56	5.207	2.032	1.778
6#	3.51	6.858	6.5	2.464	2.21

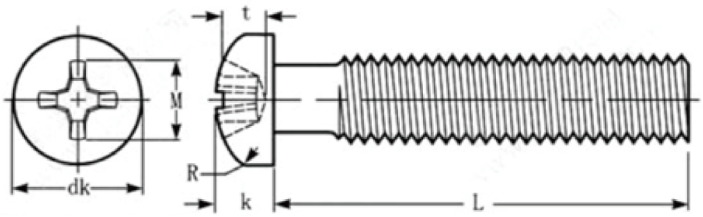

這種類型的凹槽具有較大的中央開口、外緣呈錐形的翼狀結構和平鈍的底部，所有邊緣皆經過倒角或圓角處理。

ANSI B1.1	直徑 d(mm)	螺絲頭直徑 dk (mm)		螺絲頭厚度 k (mm)	
		max	min	max	min
4#	2.84	5.56	5.207	2.032	1.778
6#	3.51	6.858	6.5	2.464	2.21