Test Mode	TX BE(EHT20) Mode

Channel	Frequency (MHz)	6 dB Bandwidth (MHz)	99 % Occupied Bandwidth (MHz)	6 dB Bandwidth Min. Limit (MHz)	Result
01	2412	18.560	18.862	0.5	Pass
06	2437	18.080	19.124	0.5	Pass
11	2462	18.040	19.118	0.5	Pass

CH01 CH06 CH11

6 dB Bandwidth

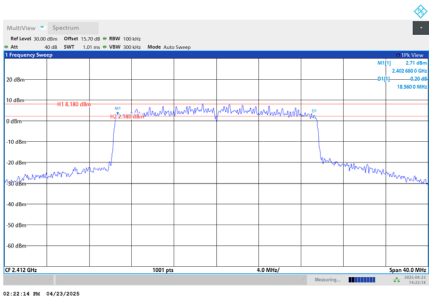

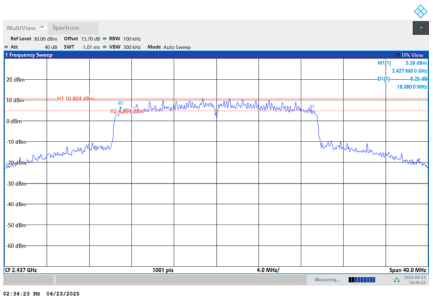

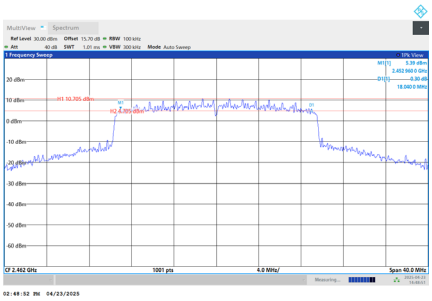

99 % Occupied Bandwidth

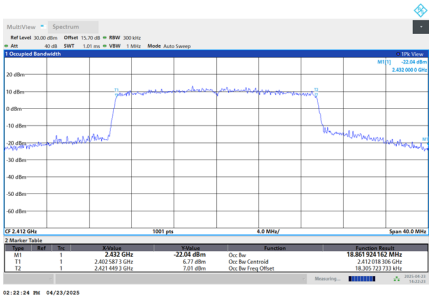

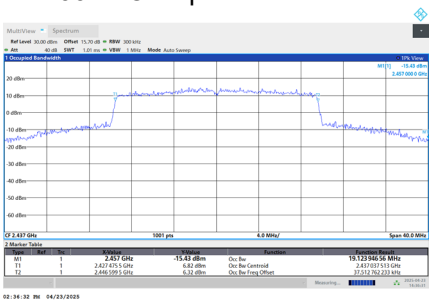

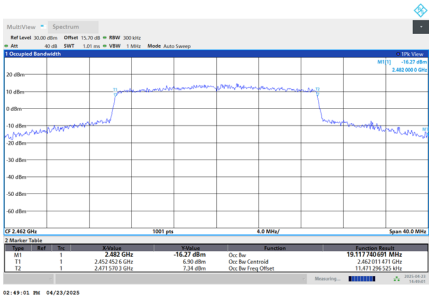

Test Mode	TX BE(EHT40) Mode

Channel	Frequency (MHz)	6 dB Bandwidth (MHz)	99 % Occupied Bandwidth (MHz)	6 dB Bandwidth Min. Limit (MHz)	Result
03	2422	36.560	37.776	0.5	Pass
06	2437	35.600	38.337	0.5	Pass
09	2452	35.840	38.649	0.5	Pass

CH03 CH06 CH09

6 dB Bandwidth

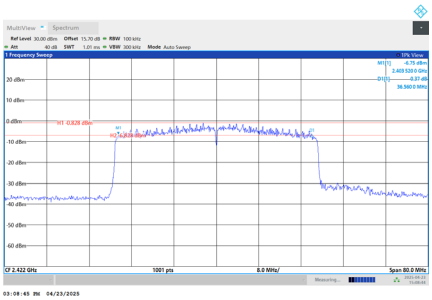

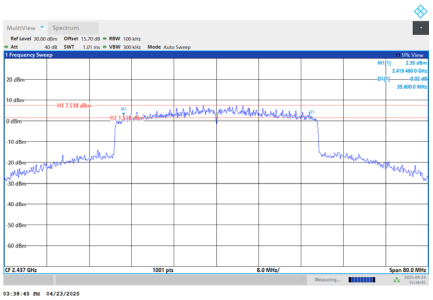

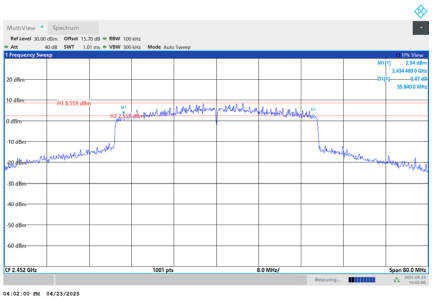

99 % Occupied Bandwidth

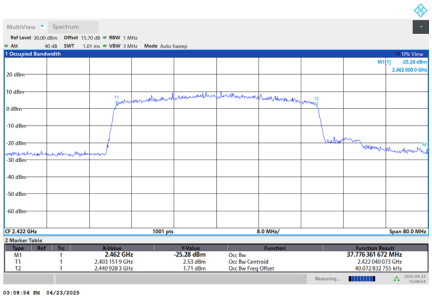

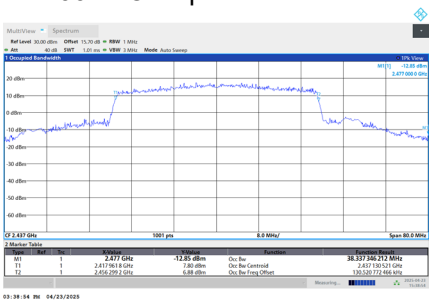

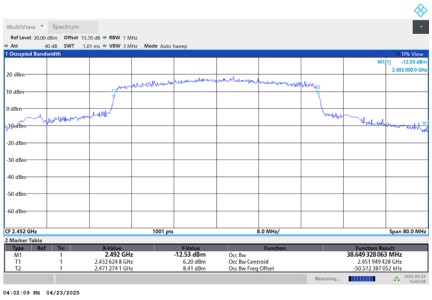

FAPPENDIX F - MAXIMUM OUTPUT POWER

Test Mode	TX B Mode_Ant 1

Channel	Frequency (MHz)	Output Power (dBm)	Duty Factor (dB)	Output Power + Duty Factor (dBm)	Max. Limit (dBm)	Max. Limit (W)	Result
01	2412	19.64	0.00	19.64	30.00	1.0000	Pass
06	2437	21.47	0.00	21.47	30.00	1.0000	Pass
11	2462	19.11	0.00	19.11	30.00	1.0000	Pass

Test Mode	TX B Mode_Ant 2

Channel	Frequency (MHz)	Output Power (dBm)	Duty Factor (dB)	Output Power + Duty Factor (dBm)	Max. Limit (dBm)	Max. Limit (W)	Result
01	2412	20.09	0.00	20.09	30.00	1.0000	Pass
06	2437	21.93	0.00	21.93	30.00	1.0000	Pass
11	2462	19.52	0.00	19.52	30.00	1.0000	Pass

Test Mode	TX B Mode_Ant 3

Channel	Frequency (MHz)	Output Power (dBm)	Duty Factor (dB)	Output Power + Duty Factor (dBm)	Max. Limit (dBm)	Max. Limit (W)	Result
01	2412	20.26	0.00	20.26	30.00	1.0000	Pass
06	2437	21.70	0.00	21.70	30.00	1.0000	Pass
11	2462	19.33	0.00	19.33	30.00	1.0000	Pass

Test Mode	TX B Mode_Ant 4

Channel	Frequency (MHz)	Output Power (dBm)	Duty Factor (dB)	Output Power + Duty Factor (dBm)	Max. Limit (dBm)	Max. Limit (W)	Result
01	2412	19.58	0.00	19.58	30.00	1.0000	Pass
06	2437	20.74	0.00	20.74	30.00	1.0000	Pass
11	2462	18.54	0.00	18.54	30.00	1.0000	Pass

Test Mode	TX B Mode_Total

Channel	Frequency (MHz)	Output Power (dBm)	Max. Limit (dBm)	Max. Limit (W)	Result
01	2412	25.92	30.00	1.0000	Pass
06	2437	27.50	30.00	1.0000	Pass
11	2462	25.16	30.00	1.0000	Pass

Test Mode	TX G Mode_Ant 1

Channel	Frequency (MHz)	Output Power (dBm)	Duty Factor (dB)	Output Power + Duty Factor (dBm)	Max. Limit (dBm)	Max. Limit (W)	Result
01	2412	18.37	0.16	18.53	30.00	1.0000	Pass
06	2437	21.37	0.16	21.53	30.00	1.0000	Pass
11	2462	18.42	0.16	18.58	30.00	1.0000	Pass

Test Mode	TX G Mode_Ant 2

Channel	Frequency (MHz)	Output Power (dBm)	Duty Factor (dB)	Output Power + Duty Factor (dBm)	Max. Limit (dBm)	Max. Limit (W)	Result
01	2412	18.85	0.16	19.01	30.00	1.0000	Pass
06	2437	21.33	0.16	21.49	30.00	1.0000	Pass
11	2462	18.34	0.16	18.50	30.00	1.0000	Pass

Test Mode	TX G Mode_Ant 3

Channel	Frequency (MHz)	Output Power (dBm)	Duty Factor (dB)	Output Power + Duty Factor (dBm)	Max. Limit (dBm)	Max. Limit (W)	Result
01	2412	18.73	0.16	18.89	30.00	1.0000	Pass
06	2437	21.07	0.16	21.23	30.00	1.0000	Pass
11	2462	18.08	0.16	18.24	30.00	1.0000	Pass

Test Mode	TX G Mode_Ant 4

Channel	Frequency (MHz)	Output Power (dBm)	Duty Factor (dB)	Output Power + Duty Factor (dBm)	Max. Limit (dBm)	Max. Limit (W)	Result
01	2412	18.25	0.16	18.41	30.00	1.0000	Pass
06	2437	20.66	0.16	20.82	30.00	1.0000	Pass
11	2462	17.47	0.16	17.63	30.00	1.0000	Pass

Test Mode	TX G Mode_Total

Channel	Frequency (MHz)	Output Power (dBm)	Max. Limit (dBm)	Max. Limit (W)	Result
01	2412	24.74	30.00	1.0000	Pass
06	2437	27.30	30.00	1.0000	Pass
11	2462	24.28	30.00	1.0000	Pass

Test Mode	TX N(HT20) Mode_Ant 1

Channel	Frequency (MHz)	Output Power (dBm)	Duty Factor (dB)	Output Power + Duty Factor (dBm)	Max. Limit (dBm)	Max. Limit (W)	Result
01	2412	17.77	0.17	17.94	30.00	1.0000	Pass
06	2437	21.48	0.17	21.65	30.00	1.0000	Pass
11	2462	17.55	0.17	17.72	30.00	1.0000	Pass

Test Mode	TX N(HT20) Mode_Ant 2

Channel	Frequency (MHz)	Output Power (dBm)	Duty Factor (dB)	Output Power + Duty Factor (dBm)	Max. Limit (dBm)	Max. Limit (W)	Result
01	2412	17.95	0.17	18.12	30.00	1.0000	Pass
06	2437	21.75	0.17	21.92	30.00	1.0000	Pass
11	2462	17.63	0.17	17.80	30.00	1.0000	Pass

Test Mode	TX N(HT20) Mode_Ant 3

Channel	Frequency (MHz)	Output Power (dBm)	Duty Factor (dB)	Output Power + Duty Factor (dBm)	Max. Limit (dBm)	Max. Limit (W)	Result
01	2412	18.29	0.17	18.46	30.00	1.0000	Pass
06	2437	21.43	0.17	21.60	30.00	1.0000	Pass
11	2462	17.58	0.17	17.75	30.00	1.0000	Pass

Test Mode	TX N(HT20) Mode_Ant 4

Channel	Frequency (MHz)	Output Power (dBm)	Duty Factor (dB)	Output Power + Duty Factor (dBm)	Max. Limit (dBm)	Max. Limit (W)	Result
01	2412	17.84	0.17	18.01	30.00	1.0000	Pass
06	2437	20.98	0.17	21.15	30.00	1.0000	Pass
11	2462	17.31	0.17	17.48	30.00	1.0000	Pass

Test Mode	TX N(HT20) Mode_Total

Channel	Frequency (MHz)	Output Power (dBm)	Max. Limit (dBm)	Max. Limit (W)	Result
01	2412	24.16	30.00	1.0000	Pass
06	2437	27.61	30.00	1.0000	Pass
11	2462	23.71	30.00	1.0000	Pass

Test Mode	TX N(HT40) Mode_Ant 1

Channel	Frequency (MHz)	Output Power (dBm)	Duty Factor (dB)	Output Power + Duty Factor (dBm)	Max. Limit (dBm)	Max. Limit (W)	Result
03	2422	16.87	0.40	17.27	30.00	1.0000	Pass
06	2437	18.17	0.40	18.57	30.00	1.0000	Pass
09	2452	16.19	0.40	16.59	30.00	1.0000	Pass

Test Mode	TX N(HT40) Mode_Ant 2

Channel	Frequency (MHz)	Output Power (dBm)	Duty Factor (dB)	Output Power + Duty Factor (dBm)	Max. Limit (dBm)	Max. Limit (W)	Result
03	2422	17.24	0.40	17.64	30.00	1.0000	Pass
06	2437	18.67	0.40	19.07	30.00	1.0000	Pass
09	2452	16.54	0.40	16.94	30.00	1.0000	Pass

Test Mode	TX N(HT40) Mode_Ant 3

Channel	Frequency (MHz)	Output Power (dBm)	Duty Factor (dB)	Output Power + Duty Factor (dBm)	Max. Limit (dBm)	Max. Limit (W)	Result
03	2422	16.84	0.40	17.24	30.00	1.0000	Pass
06	2437	18.35	0.40	18.75	30.00	1.0000	Pass
09	2452	16.27	0.40	16.67	30.00	1.0000	Pass

Test Mode	TX N(HT40) Mode_Ant 4

Channel	Frequency (MHz)	Output Power (dBm)	Duty Factor (dB)	Output Power + Duty Factor (dBm)	Max. Limit (dBm)	Max. Limit (W)	Result
03	2422	16.37	0.40	16.77	30.00	1.0000	Pass
06	2437	17.55	0.40	17.95	30.00	1.0000	Pass
09	2452	15.63	0.40	16.03	30.00	1.0000	Pass

Test Mode	TX N(HT40) Mode_Total

Channel	Frequency (MHz)	Output Power (dBm)	Max. Limit (dBm)	Max. Limit (W)	Result
03	2422	23.26	30.00	1.0000	Pass
06	2437	24.62	30.00	1.0000	Pass
09	2452	22.59	30.00	1.0000	Pass

Test Mode	TX BE(EHT20) Mode_Ant 1

Channel	Frequency (MHz)	Output Power (dBm)	Duty Factor (dB)	Output Power + Duty Factor (dBm)	Max. Limit (dBm)	Max. Limit (W)	Result
01	2412	17.27	0.66	17.93	30.00	1.0000	Pass
06	2437	20.71	0.66	21.37	30.00	1.0000	Pass
11	2462	16.54	0.66	17.20	30.00	1.0000	Pass

Test Mode	TX BE(EHT20) Mode_Ant 2

Channel	Frequency (MHz)	Output Power (dBm)	Duty Factor (dB)	Output Power + Duty Factor (dBm)	Max. Limit (dBm)	Max. Limit (W)	Result
01	2412	17.31	0.66	17.97	30.00	1.0000	Pass
06	2437	20.82	0.66	21.48	30.00	1.0000	Pass
11	2462	16.40	0.66	17.06	30.00	1.0000	Pass

Test Mode	TX BE(EHT20) Mode_Ant 3

Channel	Frequency (MHz)	Output Power (dBm)	Duty Factor (dB)	Output Power + Duty Factor (dBm)	Max. Limit (dBm)	Max. Limit (W)	Result
01	2412	17.06	0.66	17.72	30.00	1.0000	Pass
06	2437	20.61	0.66	21.27	30.00	1.0000	Pass
11	2462	16.15	0.66	16.81	30.00	1.0000	Pass

Test Mode	TX BE(EHT20) Mode_Ant 4

Channel	Frequency (MHz)	Output Power (dBm)	Duty Factor (dB)	Output Power + Duty Factor (dBm)	Max. Limit (dBm)	Max. Limit (W)	Result
01	2412	16.68	0.66	17.34	30.00	1.0000	Pass
06	2437	20.15	0.66	20.81	30.00	1.0000	Pass
11	2462	15.65	0.66	16.31	30.00	1.0000	Pass

Test Mode	TX BE(EHT20) Mode_Total

Channel	Frequency (MHz)	Output Power (dBm)	Max. Limit (dBm)	Max. Limit (W)	Result
01	2412	23.76	30.00	1.0000	Pass
06	2437	27.26	30.00	1.0000	Pass
11	2462	22.87	30.00	1.0000	Pass

Test Mode	TX BE(EHT40) Mode_Ant 1

Channel	Frequency (MHz)	Output Power (dBm)	Duty Factor (dB)	Output Power + Duty Factor (dBm)	Max. Limit (dBm)	Max. Limit (W)	Result
03	2422	15.83	0.76	16.59	30.00	1.0000	Pass
06	2437	17.58	0.76	18.34	30.00	1.0000	Pass
09	2452	15.91	0.76	16.67	30.00	1.0000	Pass

Test Mode	TX BE(EHT40) Mode_Ant 2

Channel	Frequency (MHz)	Output Power (dBm)	Duty Factor (dB)	Output Power + Duty Factor (dBm)	Max. Limit (dBm)	Max. Limit (W)	Result
03	2422	16.70	0.76	17.46	30.00	1.0000	Pass
06	2437	17.75	0.76	18.51	30.00	1.0000	Pass
09	2452	16.15	0.76	16.91	30.00	1.0000	Pass

Test Mode	TX BE(EHT40) Mode_Ant 3

Channel	Frequency (MHz)	Output Power (dBm)	Duty Factor (dB)	Output Power + Duty Factor (dBm)	Max. Limit (dBm)	Max. Limit (W)	Result
03	2422	16.03	0.76	16.79	30.00	1.0000	Pass
06	2437	17.66	0.76	18.42	30.00	1.0000	Pass
09	2452	16.18	0.76	16.94	30.00	1.0000	Pass

Test Mode	TX BE(EHT40) Mode_Ant 4

Channel	Frequency (MHz)	Output Power (dBm)	Duty Factor (dB)	Output Power + Duty Factor (dBm)	Max. Limit (dBm)	Max. Limit (W)	Result
03	2422	15.64	0.76	16.40	30.00	1.0000	Pass
06	2437	16.66	0.76	17.42	30.00	1.0000	Pass
09	2452	15.20	0.76	15.96	30.00	1.0000	Pass

Test Mode	TX BE(EHT40) Mode_Total

Channel	Frequency (MHz)	Output Power (dBm)	Max. Limit (dBm)	Max. Limit (W)	Result
03	2422	22.85	30.00	1.0000	Pass
06	2437	24.21	30.00	1.0000	Pass
09	2452	22.66	30.00	1.0000	Pass

Note: Output power = Measure result + Cable loss

APPENDIX G - CONDUCTED SPURIOUS EMISSIONS

Test Mode	TX B Mode_Ant. 1

Reference Level-CH01

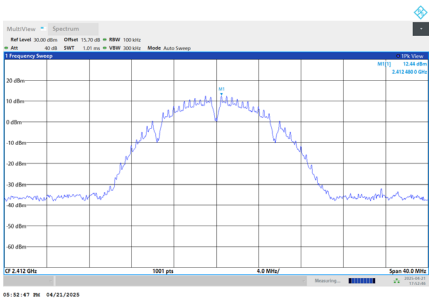

Reference Level-CH06

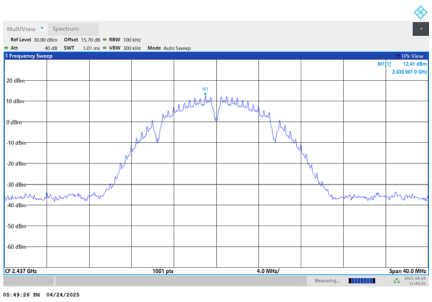

Reference Level-CH11

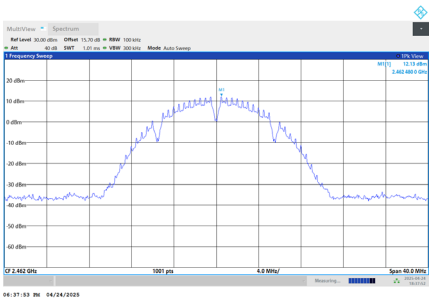

Bandedge-CH01

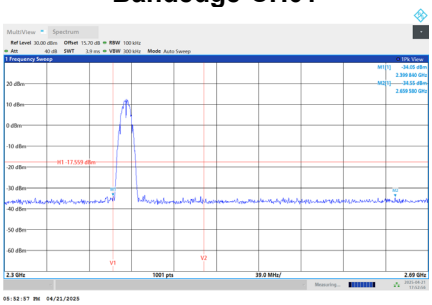

Bandedge-CH11

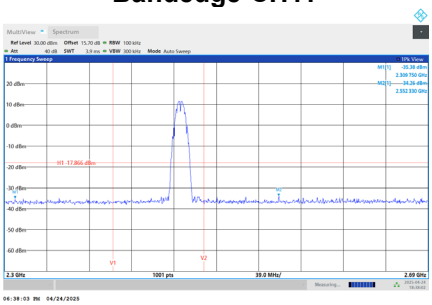

Harmonic-CH01

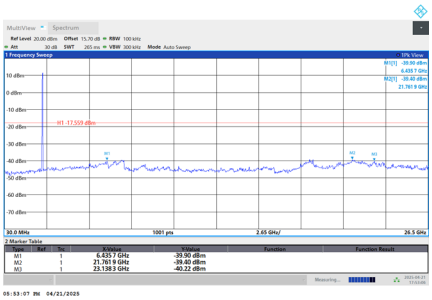

Harmonic-CH06

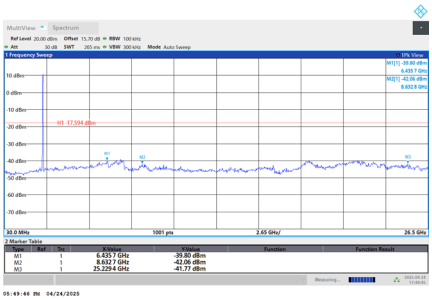

Harmonic-CH11

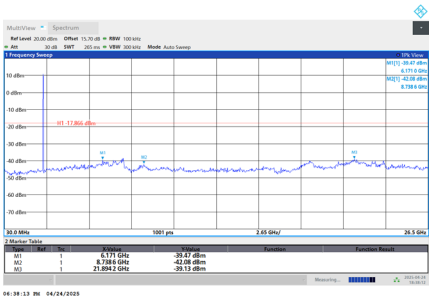

Test Mode	TX B Mode_Ant. 2

Reference Level-CH01

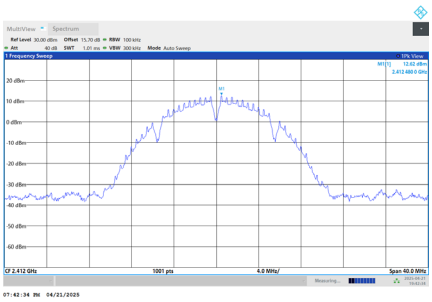

Reference Level-CH06

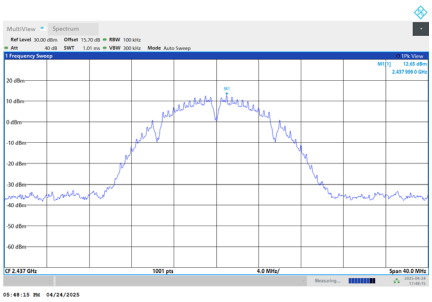

Reference Level-CH11

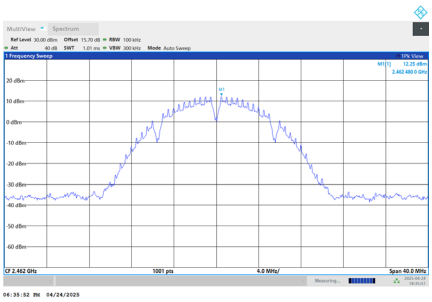

Bandedge-CH01

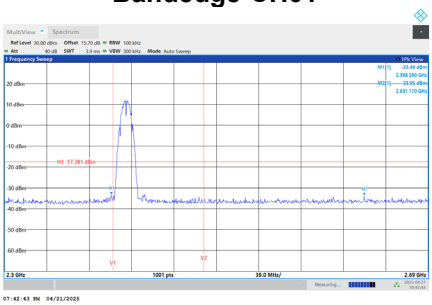

Bandedge-CH11

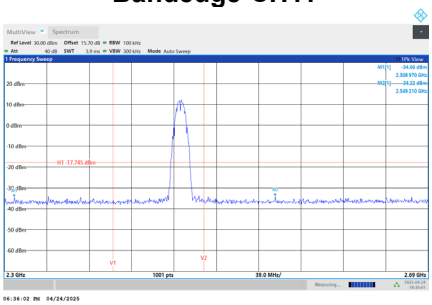

Harmonic-CH01

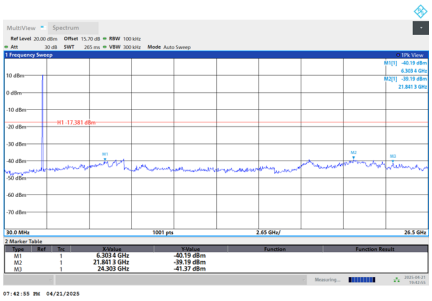

Harmonic-CH06

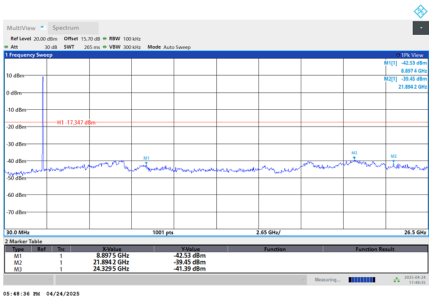

Harmonic-CH11

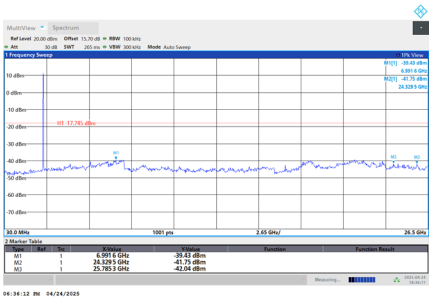

Test Mode	TX B Mode_Ant. 3

Reference Level-CH01

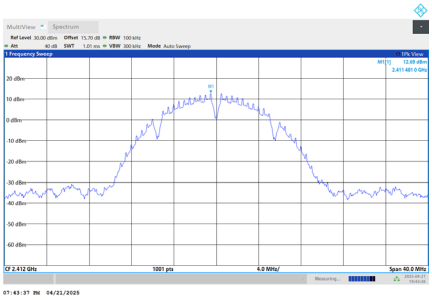

Reference Level-CH06

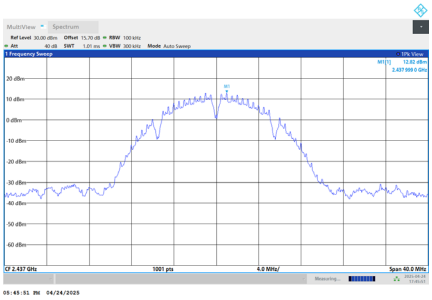

Reference Level-CH11

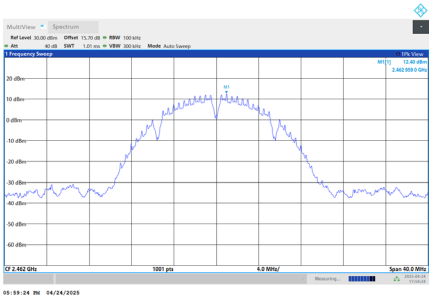

Bandedge-CH01

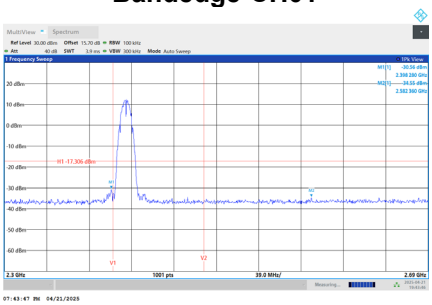

Bandedge-CH11

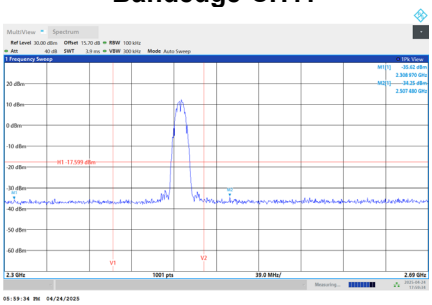

Harmonic-CH01

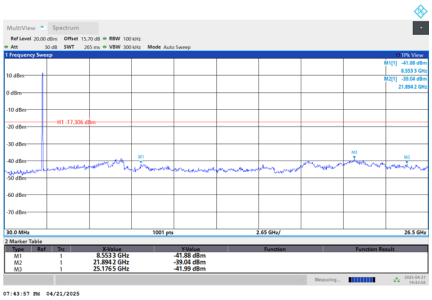

Harmonic-CH06

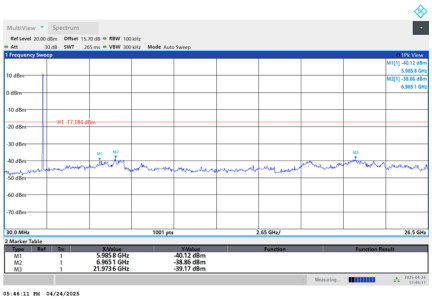

Harmonic-CH11

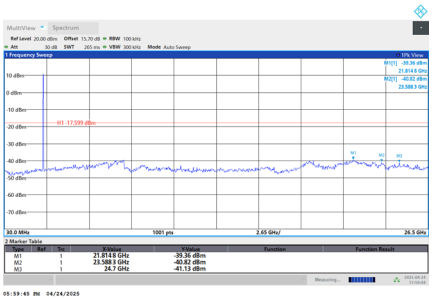

Test Mode	TX B Mode_Ant. 4

Reference Level-CH01

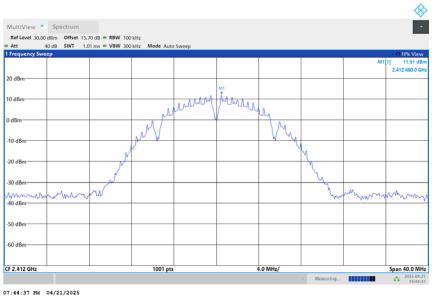

Reference Level-CH06

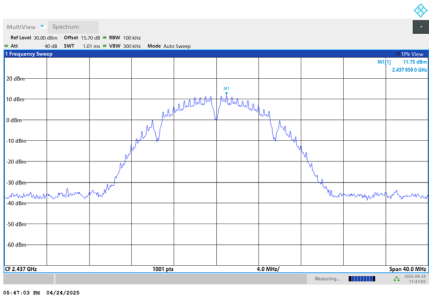

Reference Level-CH11

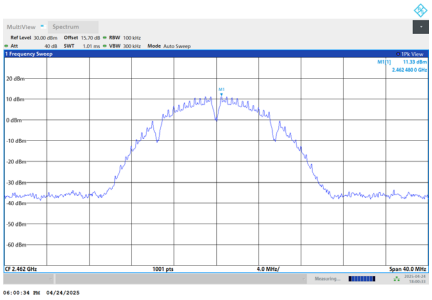

Bandedge-CH01

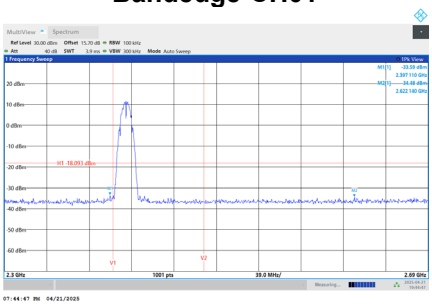

Bandedge-CH11

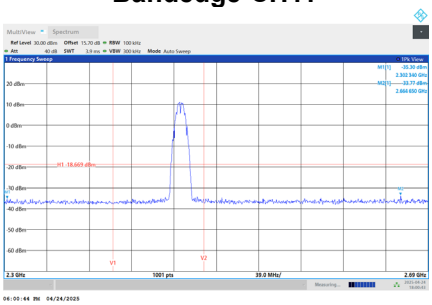

Harmonic-CH01

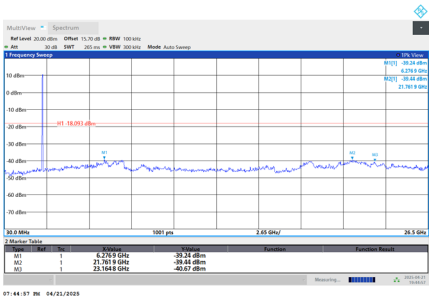

Harmonic-CH06

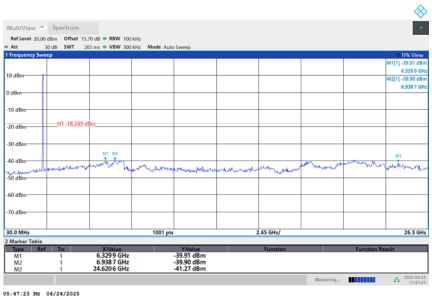

Harmonic-CH11

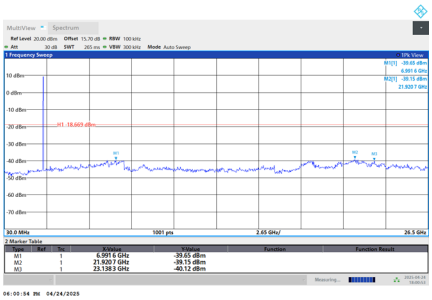

Test Mode	TX G Mode_Ant. 1

Reference Level-CH01

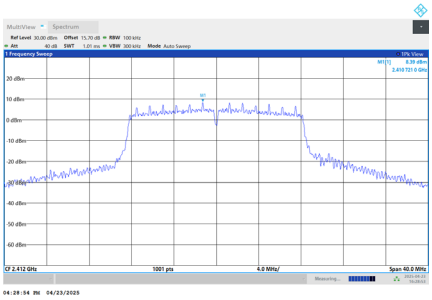

Reference Level-CH06

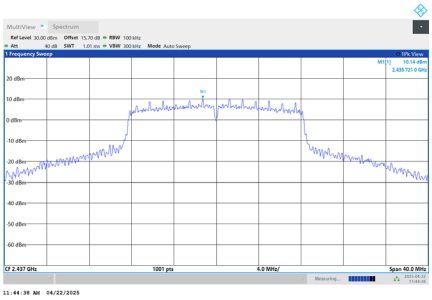

Reference Level-CH11

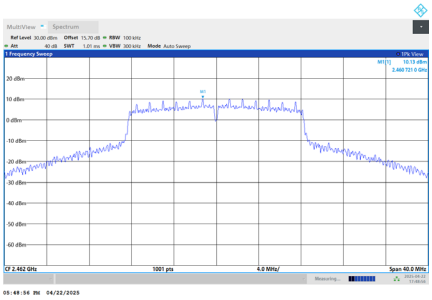

Bandedge-CH01

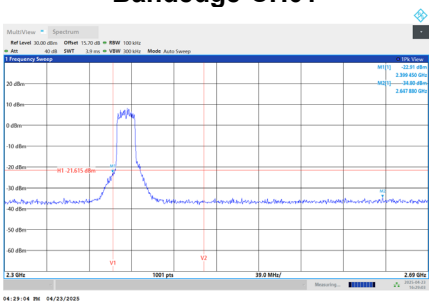

Bandedge-CH11

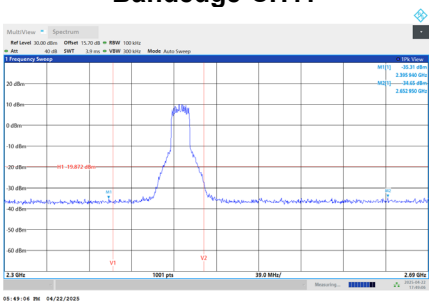

Harmonic-CH01

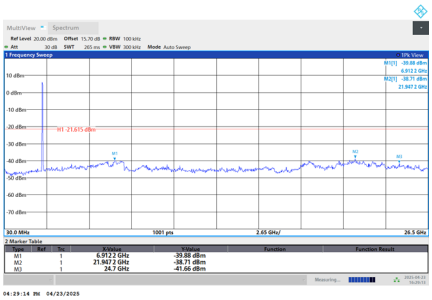

Harmonic-CH06

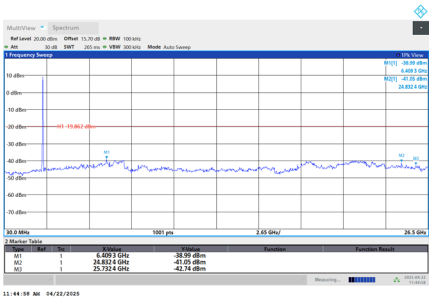

Harmonic-CH11

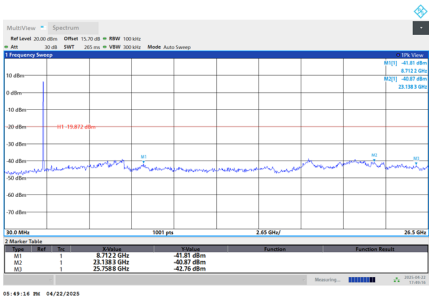

Test Mode	TX G Mode_Ant. 2

Reference Level-CH01

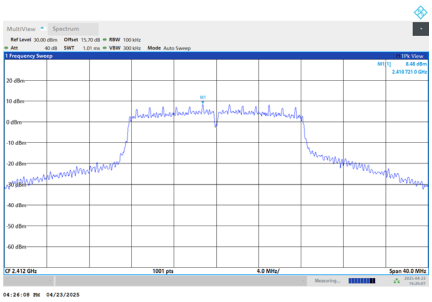

Reference Level-CH06

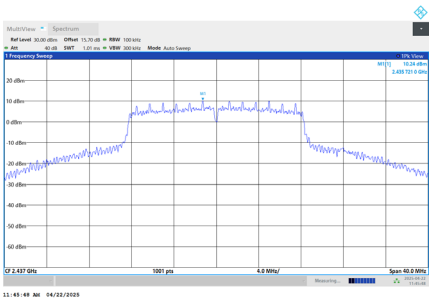

Reference Level-CH11

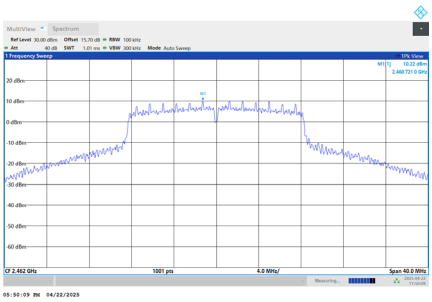

Bandedge-CH01

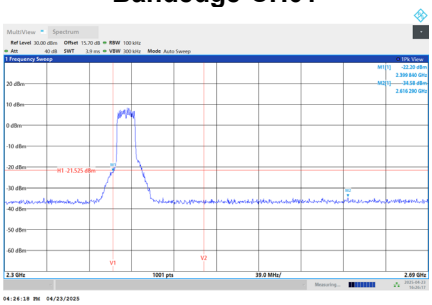

Bandedge-CH11

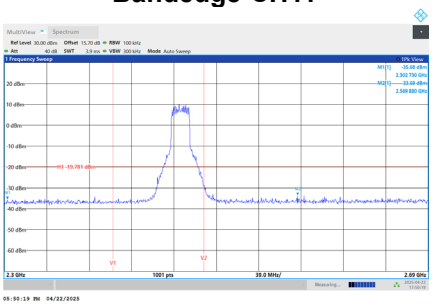

Harmonic-CH01

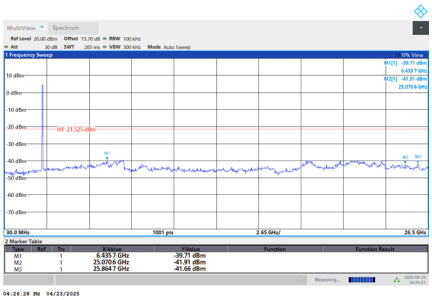

Harmonic-CH06

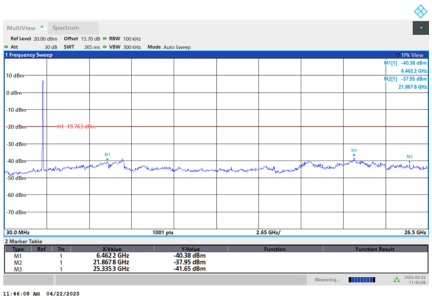

Harmonic-CH11

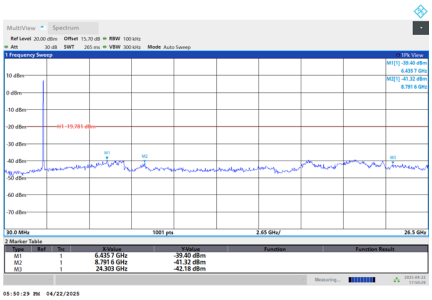

Test Mode	TX G Mode_Ant. 3

Reference Level-CH01

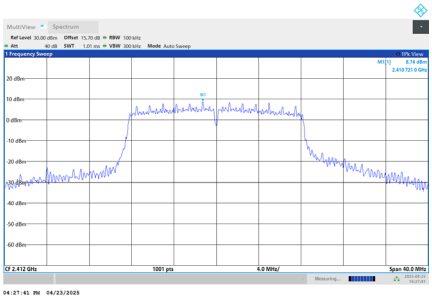

Reference Level-CH06

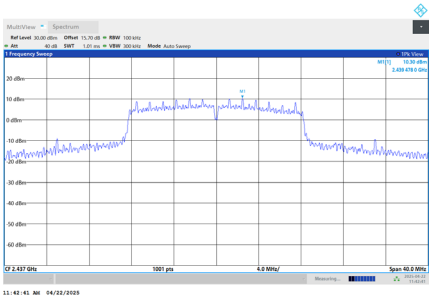

Reference Level-CH11

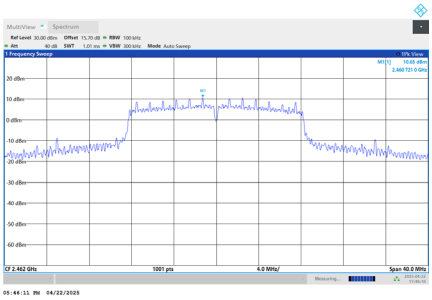

Bandedge-CH01

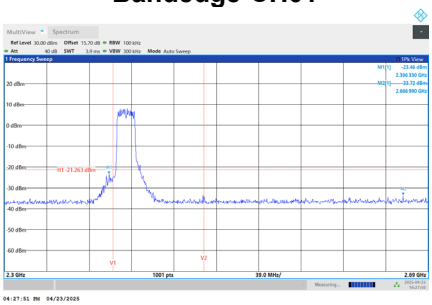

Bandedge-CH11

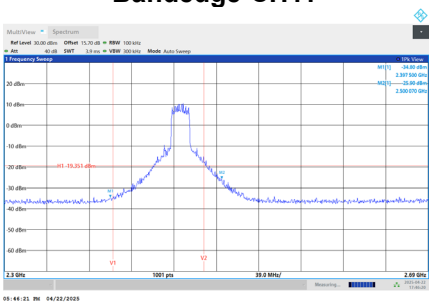

Harmonic-CH01

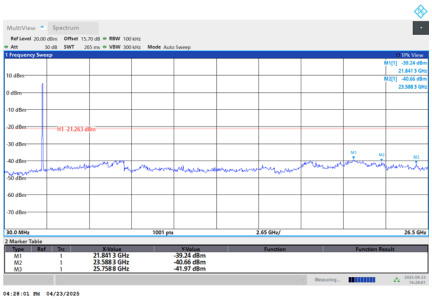

Harmonic-CH06

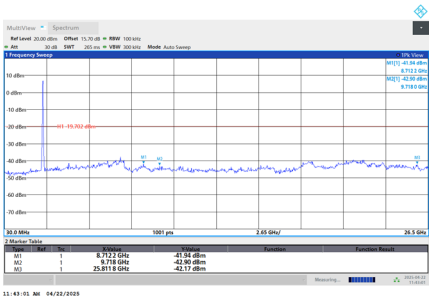

Harmonic-CH11

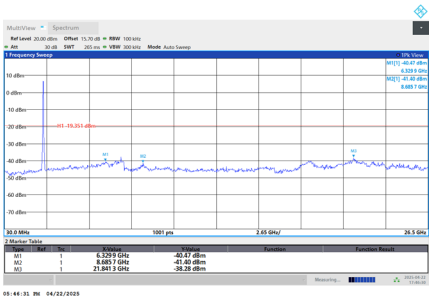

Test Mode	TX G Mode_Ant. 4

Reference Level-CH01

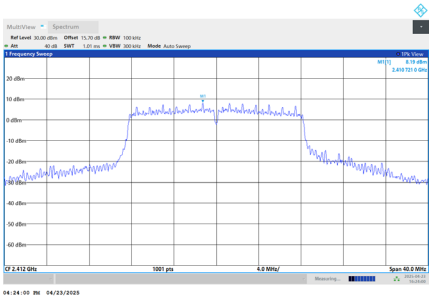

Reference Level-CH06

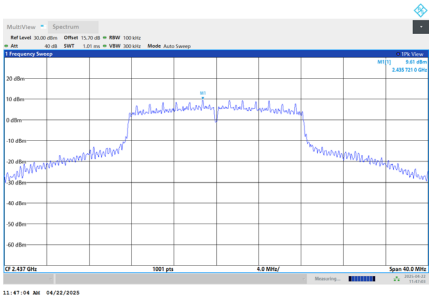

Reference Level-CH11

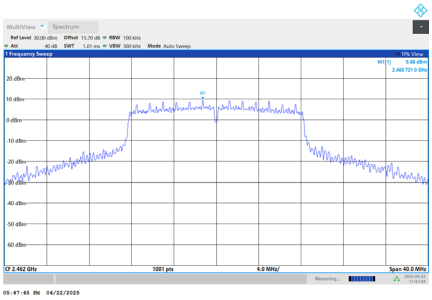

Bandedge-CH01

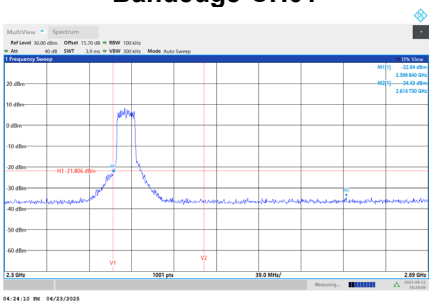

Bandedge-CH11

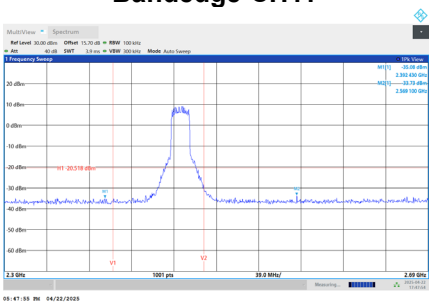

Harmonic-CH01

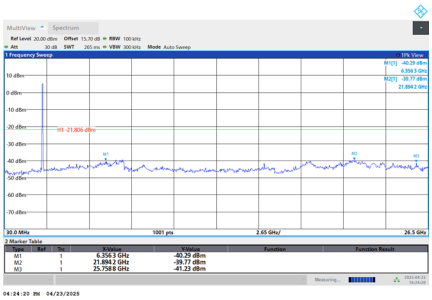

Harmonic-CH06

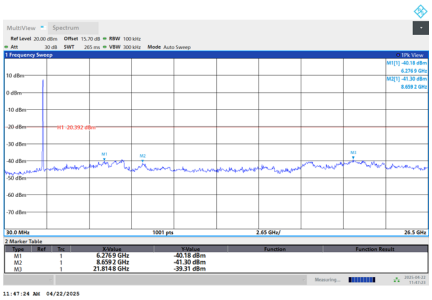

Harmonic-CH11

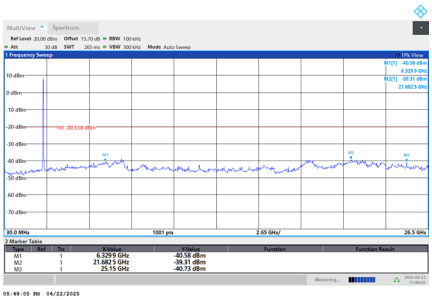

Test Mode	TX N(HT20) Mode_Ant. 1

Reference Level-CH01

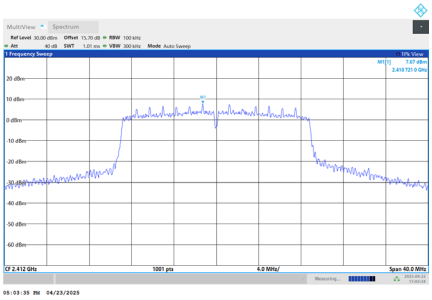

Reference Level-CH06

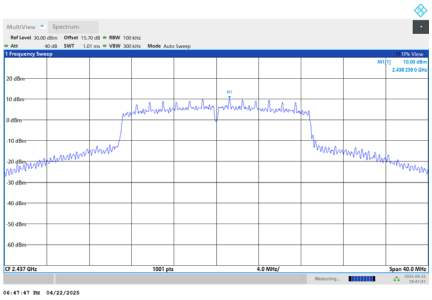

Reference Level-CH11

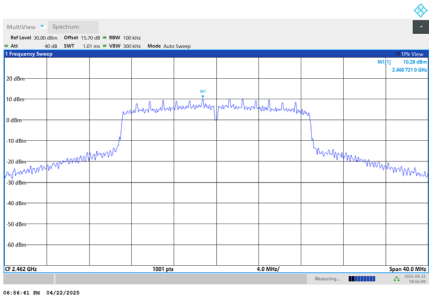

Bandedge-CH01

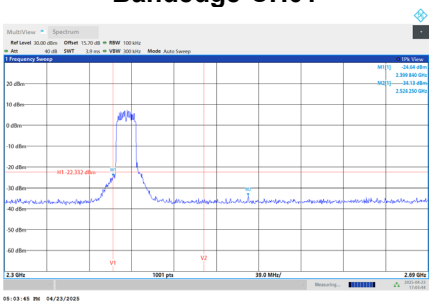

Bandedge-CH11

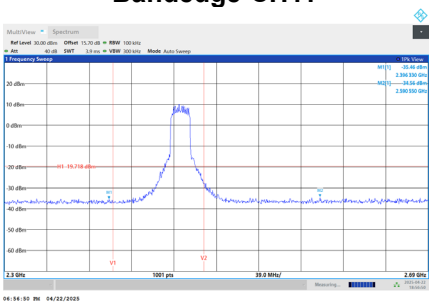

Harmonic-CH01

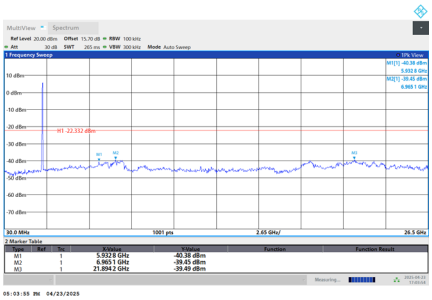

Harmonic-CH06

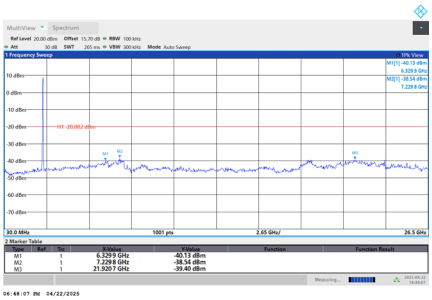

Harmonic-CH11

Test Mode	TX N(HT20) Mode_Ant. 2

Reference Level-CH01

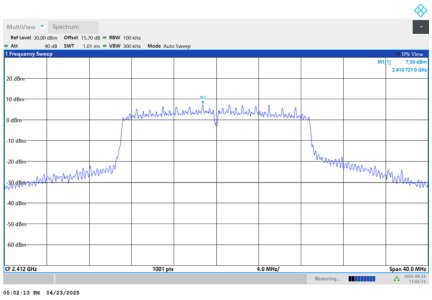

Reference Level-CH06

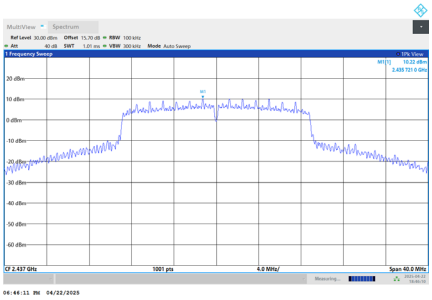

Reference Level-CH11

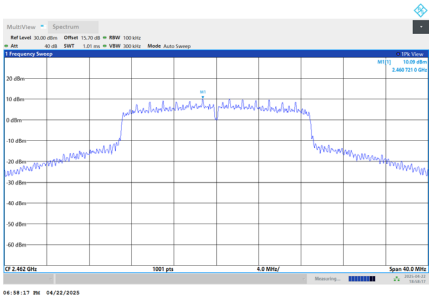

Bandedge-CH01

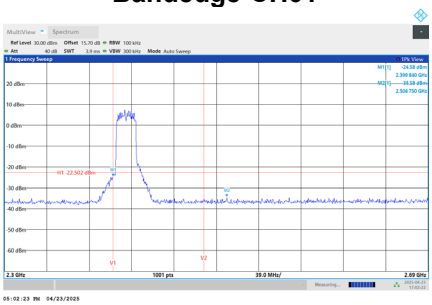

Bandedge-CH11

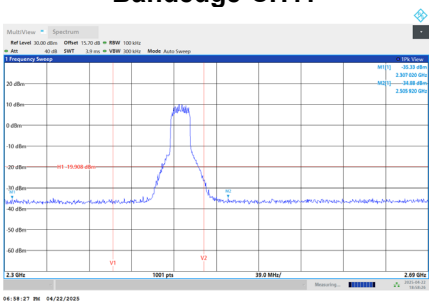

Harmonic-CH01

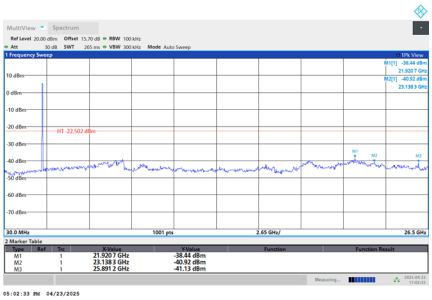

Harmonic-CH06

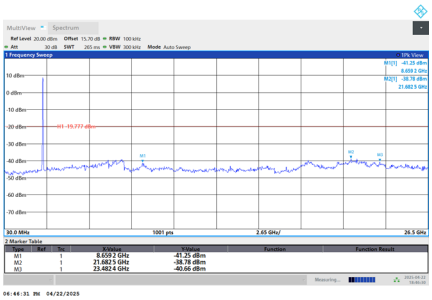
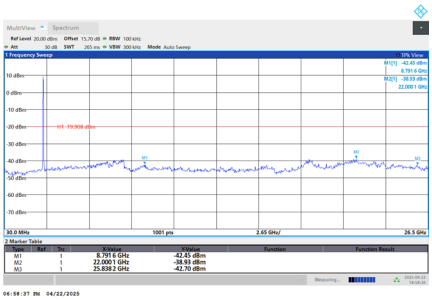
Harmonic-CH11