Maximum location: X=16.00, Y=-55.00

D. SAR 1g & 10g

SAR 10g (W/Kg)	**0.040878**
SAR 1g (W/Kg)	**0.046629**

E. Z Axis Scan

Z (mm)	**0.00**	**4.00**	**9.00**	**14.00**	**19.00**
SAR (W/Kg)	**0.0680**	**0.0479**	**0.0402**	**0.0370**	**0.0322**

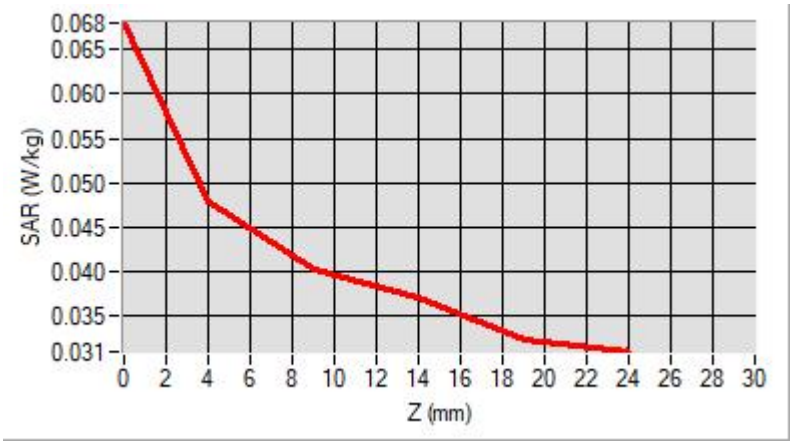

F. 3D Image

3D screen shot	**Hot spot position**
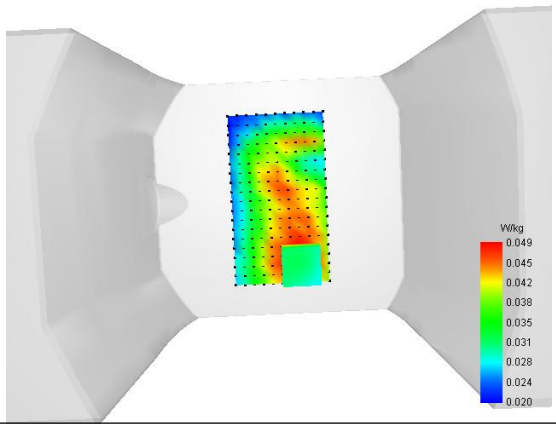	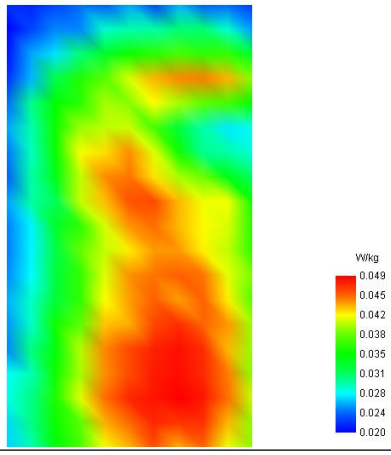

MEASUREMENT 35/54

Type: Measurement (Complete)
Date of measurement: 2025-04-07
Measurement duration: 12 minutes 3 seconds
E-field Probe: SSE2 - 0725-EPGO-446; ConvF: 1.08; Calibrated: 2025-02-12

A. Experimental conditions

Area Scan	dx=8mm dy=8mm
Zoom Scan	dx=8mm dy=8mm dz=5mm
Phantom	Flat Plane
Device Position	Back
Band	LTE Band 17
Channels	QPSK, 10MHz, 1RB, High
Signal	Duty Cycle 1:1

B. SAR Measurement Results

Frequency (MHz)	711.000000
Relative Permittivity (real part)	41.174156
Conductivity (S/m)	0.873182
Power Variation (%)	0.861700
Ambient Temperature	22.2
Liquid Temperature	22.2

C. SAR Surface and Volume

SURFACE SAR	VOLUME SAR
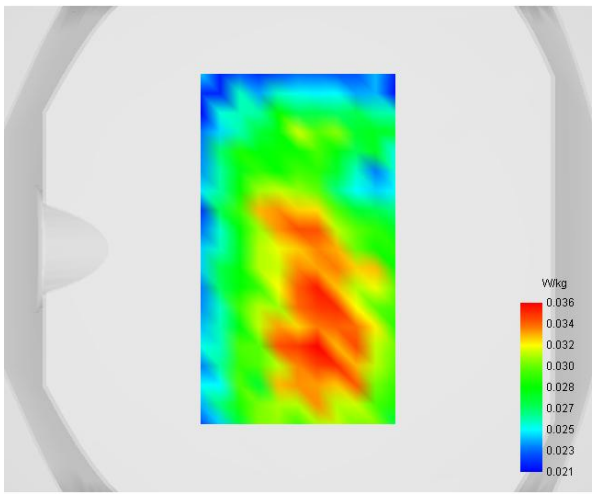	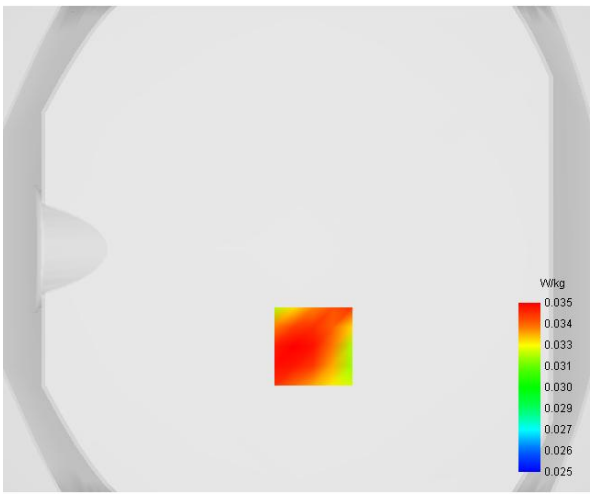

Maximum location: X=7.00, Y=-40.00

D. SAR 1g & 10g

SAR 10g (W/Kg)	**0.031847**
SAR 1g (W/Kg)	**0.036181**

E. Z Axis Scan

Z (mm)	**0.00**	**4.00**	**9.00**	**14.00**	**19.00**
SAR (W/Kg)	**0.0384**	**0.0354**	**0.0308**	**0.0278**	**0.0272**

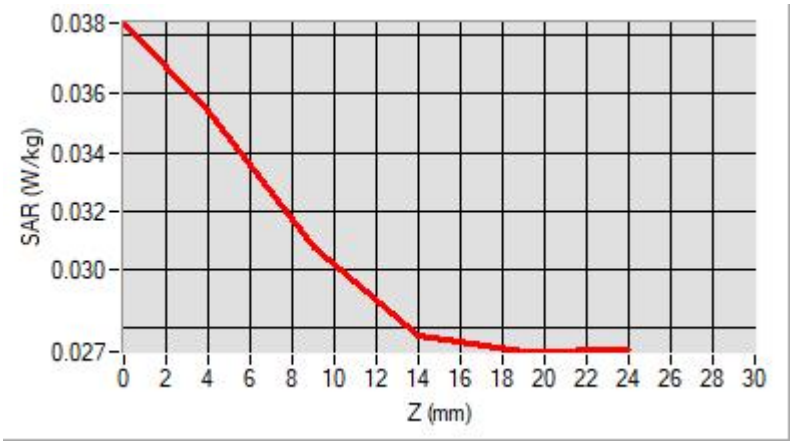

F. 3D Image

3D screen shot	**Hot spot position**
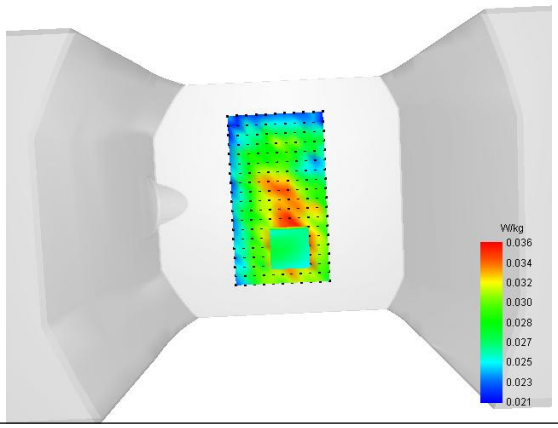	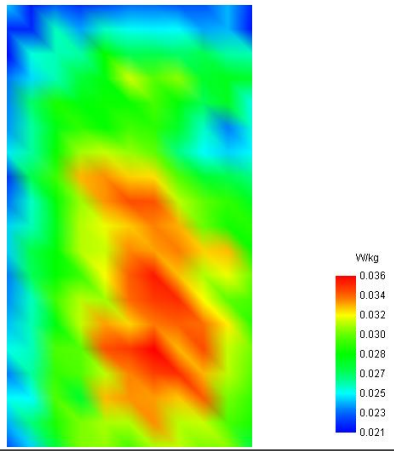

MEASUREMENT 36

Type: Measurement (Complete)
Date of measurement: 2025-03-30
Measurement duration: 12 minutes 3 seconds
E-field Probe: SSE2 - 0725-EPGO-446; ConvF: 1.36; Calibrated: 2025-02-12

A. Experimental conditions

Area Scan	dx=8mm dy=8mm
Zoom Scan	dx=5mm dy=5mm dz=4mm
Phantom	Flat Plane
Device Position	Front
Band	LTE Band 38
Channels	QPSK, 20MHz, 1RB, High
Signal	Duty Cycle 1:1

B. SAR Measurement Results

Frequency (MHz)	2610.000000
Relative Permittivity (real part)	39.734266
Conductivity (S/m)	1.941828
Power Variation (%)	0.354300
Ambient Temperature	22.3
Liquid Temperature	22.3

C. SAR Surface and Volume

SURFACE SAR	VOLUME SAR
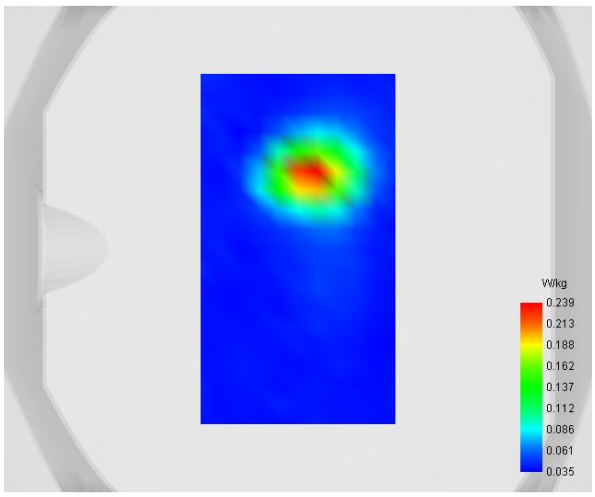	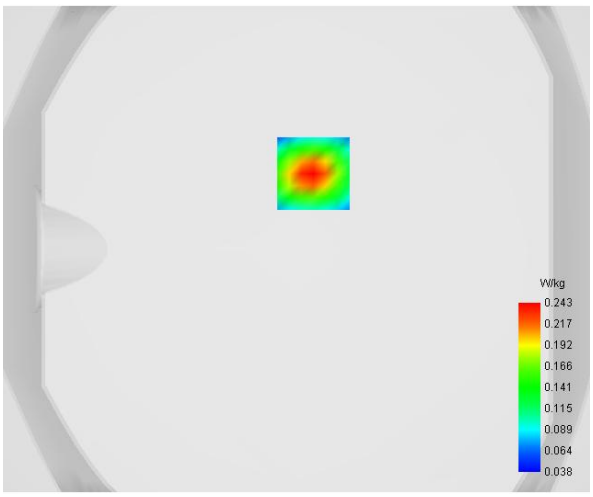

Maximum location: X=7.00, Y=31.00

D. SAR 1g & 10g

SAR 10g (W/Kg)	**0.121895**
SAR 1g (W/Kg)	**0.222492**

E. Z Axis Scan

Z (mm)	**0.00**	**4.00**	**8.00**	**12.00**	**16.00**
SAR (W/Kg)	**0.4071**	**0.2430**	**0.1465**	**0.0953**	**0.0706**

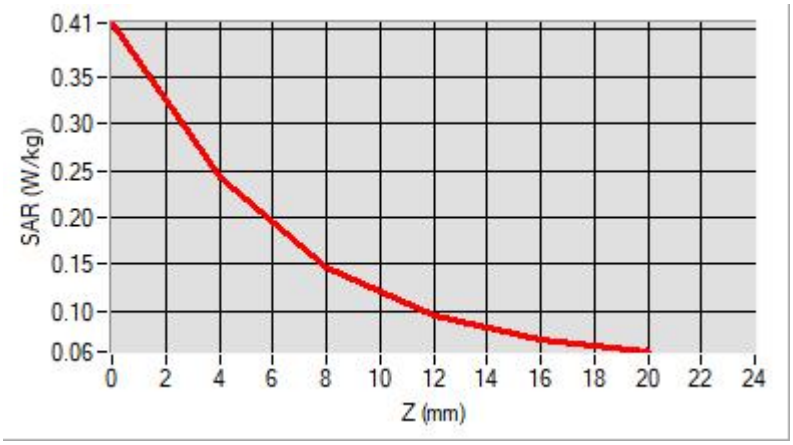

F. 3D Image

3D screen shot	**Hot spot position**
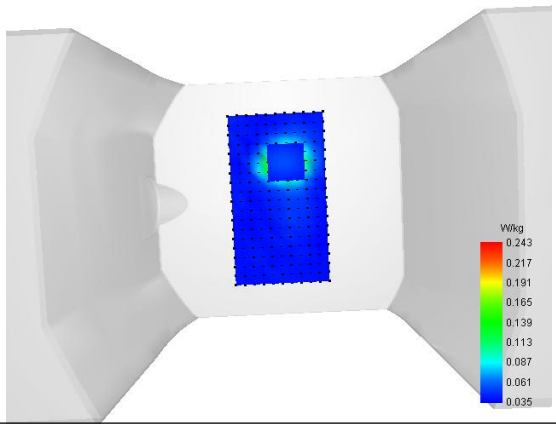	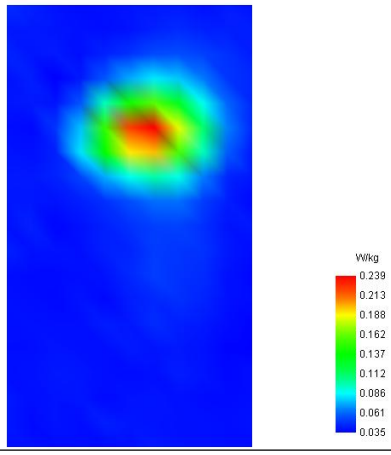

MEASUREMENT 37/56

Type: Measurement (Complete)
Date of measurement: 2025-03-31
Measurement duration: 12 minutes 3 seconds
E-field Probe: SSE2 - 0725-EPGO-446; ConvF: 1.44; Calibrated: 2025-02-12

A. Experimental conditions

Area Scan	dx=8mm dy=8mm
Zoom Scan	dx=5mm dy=5mm dz=4mm
Phantom	Flat Plane
Device Position	Front
Band	LTE Band 40(2305-2315MHz)
Channels	QPSK, 10MHz, 1RB, Middle
Signal	Duty Cycle 1:1

B. SAR Measurement Results

Frequency (MHz)	2310.000000
Relative Permittivity (real part)	38.941327
Conductivity (S/m)	1.642987
Power Variation (%)	-1.378500
Ambient Temperature	22.3
Liquid Temperature	22.3

C. SAR Surface and Volume

SURFACE SAR	VOLUME SAR
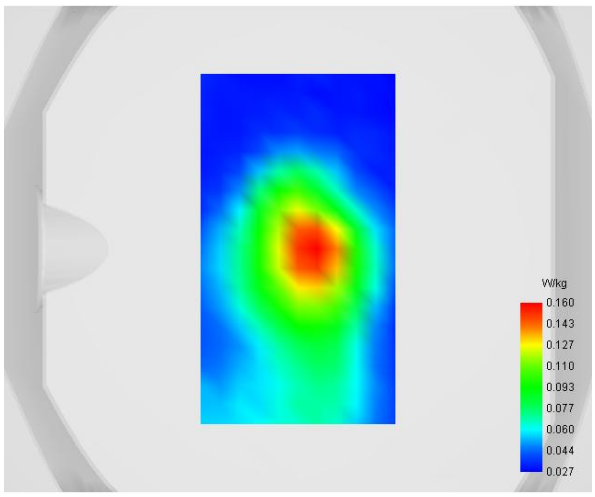	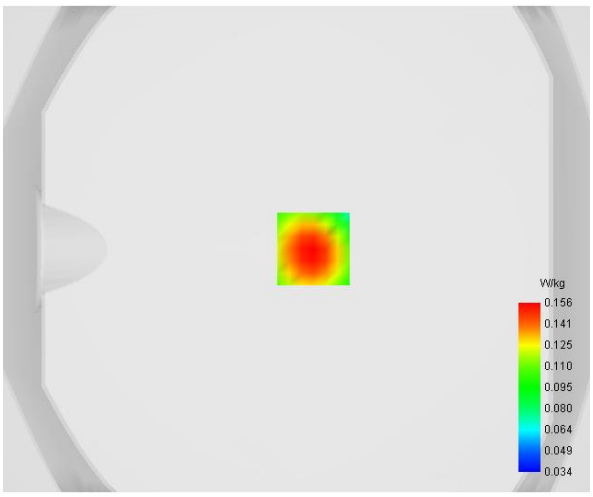

Maximum location: X=7.00, Y=0.00

D. SAR 1g & 10g

SAR 10g (W/Kg)	**0.095159**
SAR 1g (W/Kg)	**0.148139**

E. Z Axis Scan

Z (mm)	**0.00**	**4.00**	**8.00**	**12.00**	**16.00**
SAR (W/Kg)	**0.2353**	**0.1560**	**0.1055**	**0.0759**	**0.0596**

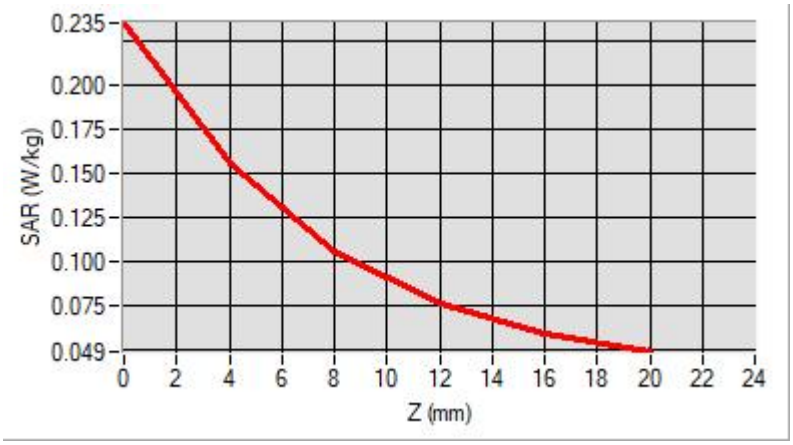

F. 3D Image

3D screen shot	**Hot spot position**
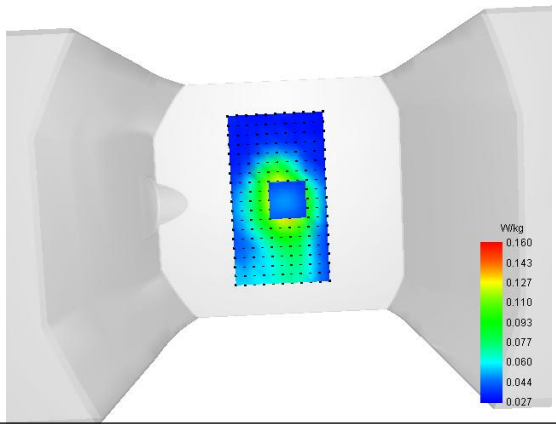	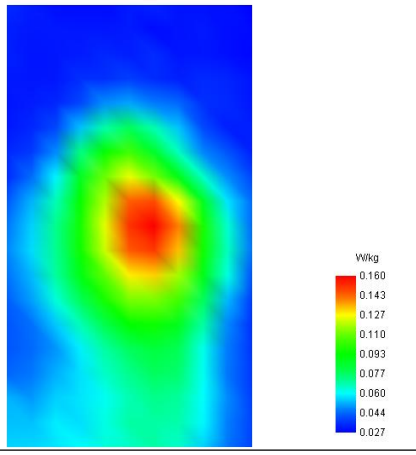

MEASUREMENT 38/57

Type: Measurement (Complete)
Date of measurement: 2025-03-31
Measurement duration: 12 minutes 3 seconds
E-field Probe: SSE2 - 0725-EPGO-446; ConvF: 1.44; Calibrated: 2025-02-12

A. Experimental conditions

Area Scan	dx=8mm dy=8mm
Zoom Scan	dx=5mm dy=5mm dz=4mm
Phantom	Flat Plane
Device Position	Front
Band	LTE Band 40(2350-2360MHz)
Channels	QPSK, 10MHz, 1RB, Middle
Signal	Duty Cycle 1:1

B. SAR Measurement Results

Frequency (MHz)	2355.000000
Relative Permittivity (real part)	38.944254
Conductivity (S/m)	1.641419
Power Variation (%)	-1.329200
Ambient Temperature	22.3
Liquid Temperature	22.3

C. SAR Surface and Volume

SURFACE SAR	VOLUME SAR
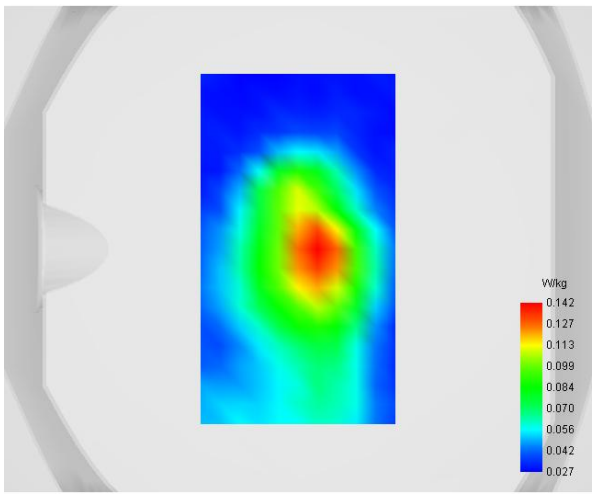	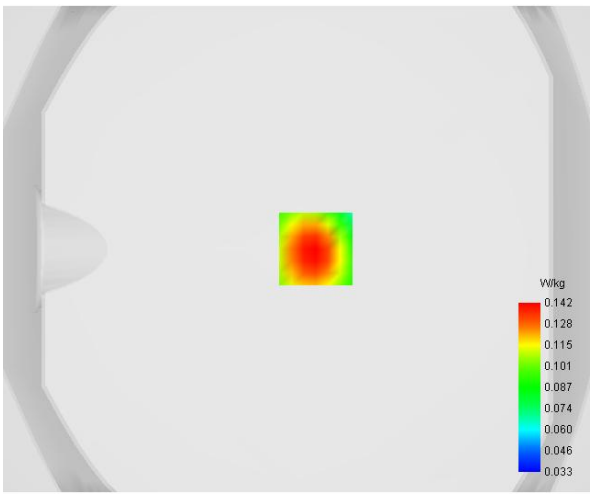

Maximum location: X=8.00, Y=0.00

D. SAR 1g & 10g

SAR 10g (W/Kg)	**0.086705**
SAR 1g (W/Kg)	**0.134897**

E. Z Axis Scan

Z (mm)	**0.00**	**4.00**	**8.00**	**12.00**	**16.00**
SAR (W/Kg)	**0.2122**	**0.1420**	**0.0968**	**0.0697**	**0.0544**

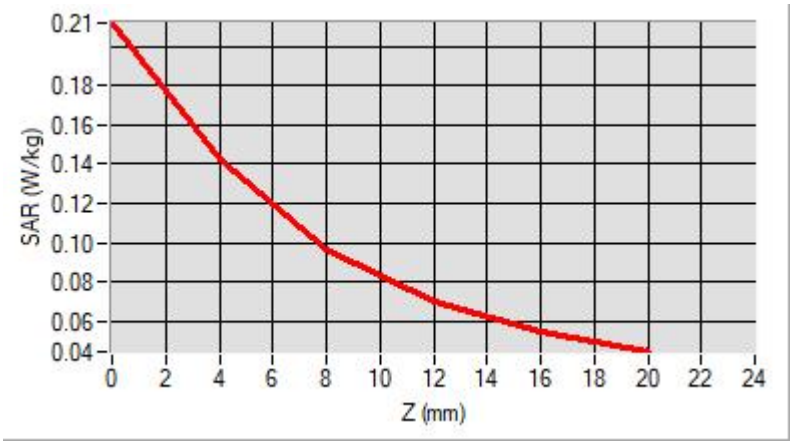

F. 3D Image

3D screen shot	**Hot spot position**
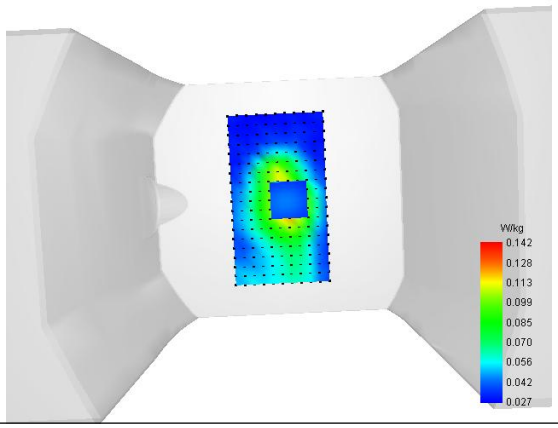	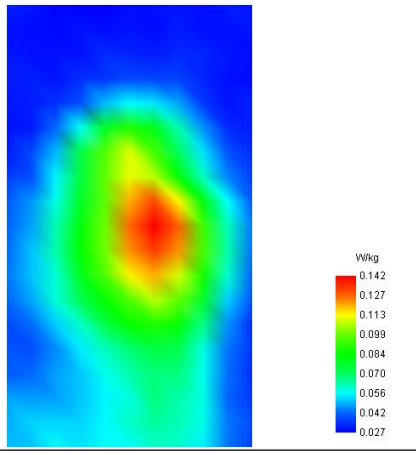

MEASUREMENT 39

Type: Measurement (Complete)
Date of measurement: 2025-03-31
Measurement duration: 12 minutes 3 seconds
E-field Probe: SSE2 - 0725-EPGO-446; ConvF: 1.44; Calibrated: 2025-02-12

A. Experimental conditions

Area Scan	dx=8mm dy=8mm
Zoom Scan	dx=5mm dy=5mm dz=4mm
Phantom	Flat Plane
Device Position	Front
Band	LTE Band 66
Channels	QPSK, 20MHz, 1RB, Middle
Signal	Duty Cycle 1:1

B. SAR Measurement Results

Frequency (MHz)	1745.000000
Relative Permittivity (real part)	39.461325
Conductivity (S/m)	1.382987
Power Variation (%)	-1.329200
Ambient Temperature	22.3
Liquid Temperature	22.3

C. SAR Surface and Volume

SURFACE SAR	VOLUME SAR
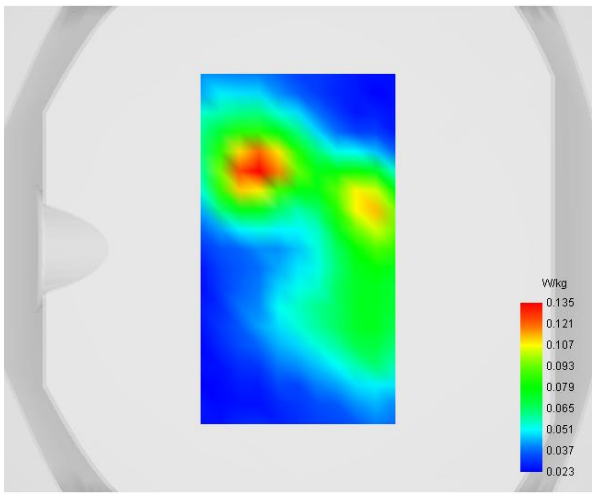	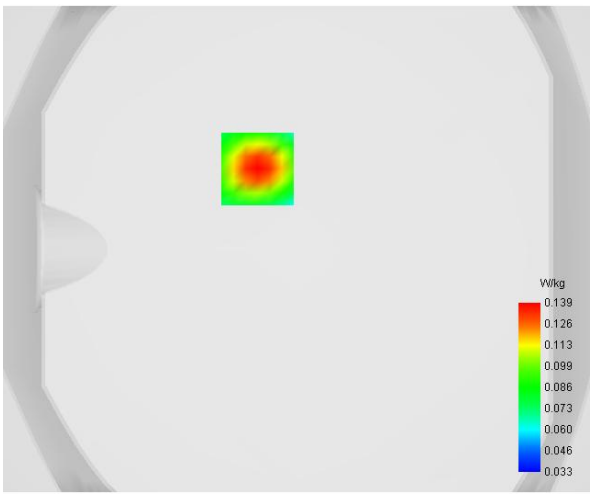

Maximum location: X=-16.00, Y=33.00

D. SAR 1g & 10g

SAR 10g (W/Kg)	**0.082320**
SAR 1g (W/Kg)	**0.130119**

E. Z Axis Scan

Z (mm)	**0.00**	**4.00**	**8.00**	**12.00**	**16.00**
SAR (W/Kg)	**0.2091**	**0.1392**	**0.0946**	**0.0684**	**0.0540**

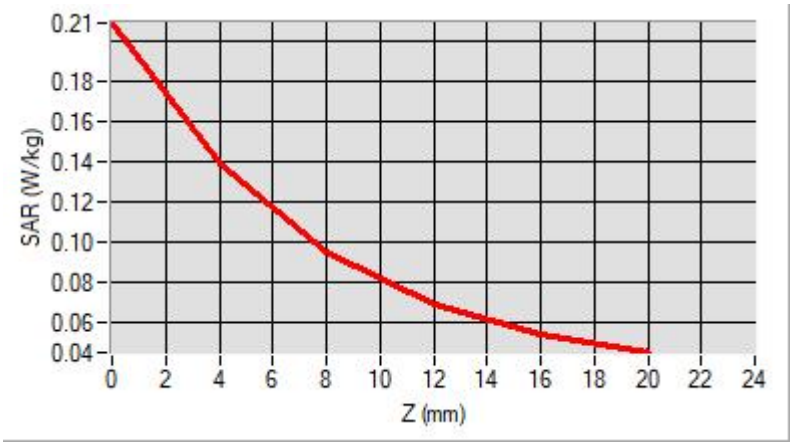

F. 3D Image

3D screen shot	**Hot spot position**
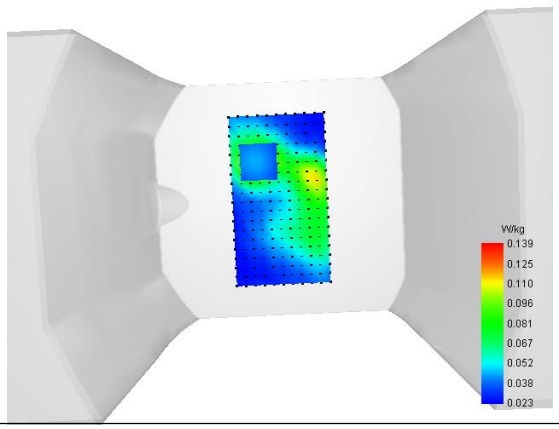	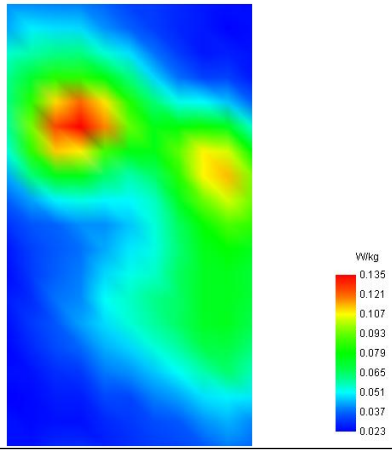

MEASUREMENT 40/58

Type: Measurement (Complete)
Date of measurement: 2025-04-05
Measurement duration: 12 minutes 3 seconds
E-field Probe: SSE2 - 0725-EPGO-446; ConvF: 1.45; Calibrated: 2025-02-12

A. Experimental conditions

Area Scan	dx=8mm dy=8mm
Zoom Scan	dx=5mm dy=5mm dz=4mm
Phantom	Flat Plane
Device Position	Front
Band	WiFi_802.11b
Channels	Middle
Signal	Duty Cycle 1:1

B. SAR Measurement Results

Frequency (MHz)	2437.000000
Relative Permittivity (real part)	38.474231
Conductivity (S/m)	1.773163
Power Variation (%)	0.368900
Ambient Temperature	22.3
Liquid Temperature	22.3

C. SAR Surface and Volume

SURFACE SAR	VOLUME SAR
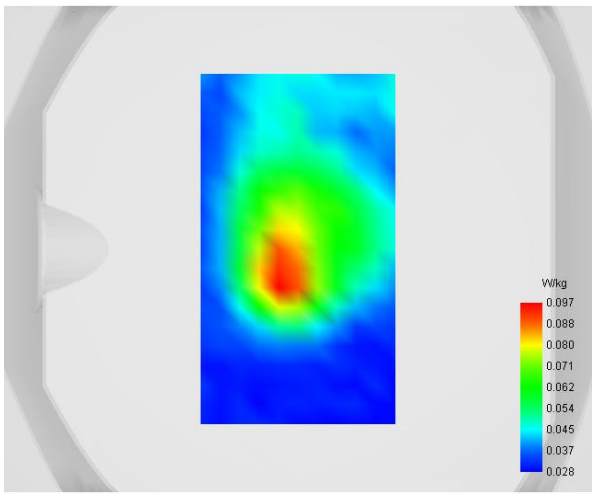	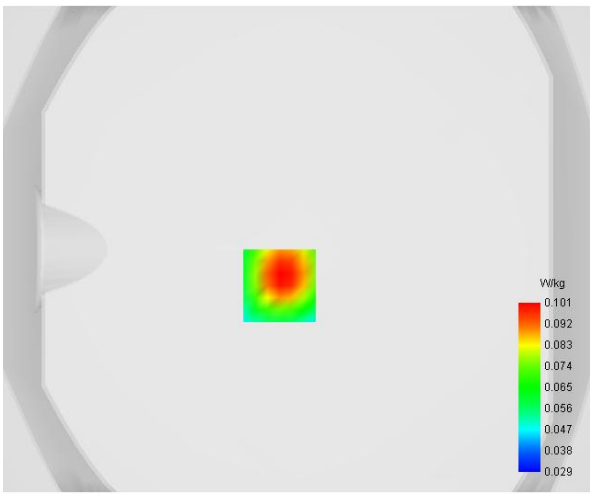

Maximum location: X=-7.00, Y=-15.00

D. SAR 1g & 10g

SAR 10g (W/Kg)	**0.062668**
SAR 1g (W/Kg)	**0.096442**

E. Z Axis Scan

Z (mm)	**0.00**	**4.00**	**8.00**	**12.00**	**16.00**
SAR (W/Kg)	**0.2355**	**0.1006**	**0.0600**	**0.0488**	**0.0385**

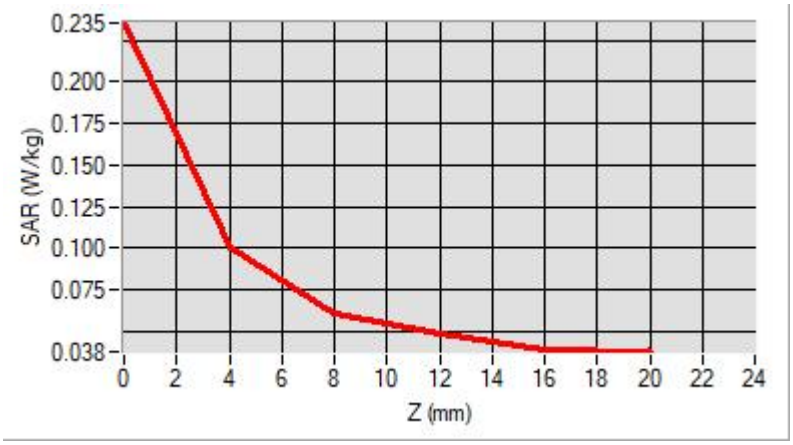

F. 3D Image

3D screen shot	**Hot spot position**
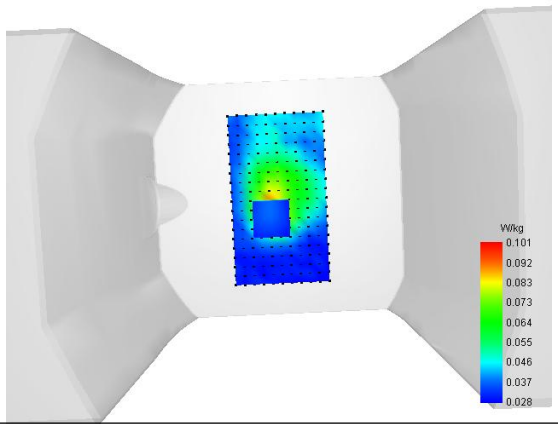	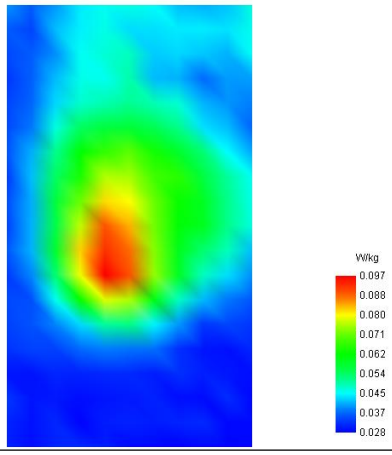

MEASUREMENT 41

Type: Measurement (Complete)
Date of measurement: 2025-04-05
Measurement duration: 12 minutes 3 seconds
E-field Probe: SSE2 - 0725-EPGO-446; ConvF: 1.56; Calibrated: 2025-02-12

A. Experimental conditions

Area Scan	dx=8mm dy=8mm
Zoom Scan	dx=4mm dy=4mm dz=2mm
Phantom	Flat Plane
Device Position	Back
Band	WiFi(5.2GHz)_802.11a
Channels	Low
Signal	Duty Cycle: 1:1

B. SAR Measurement Results

Frequency (MHz)	5180.000000
Relative Permittivity (real part)	35.242386
Conductivity (S/m)	4.634161
Power Variation (%)	-1.526900
Ambient Temperature	22.5
Liquid Temperature	22.5

C. SAR Surface and Volume

SURFACE SAR	VOLUME SAR
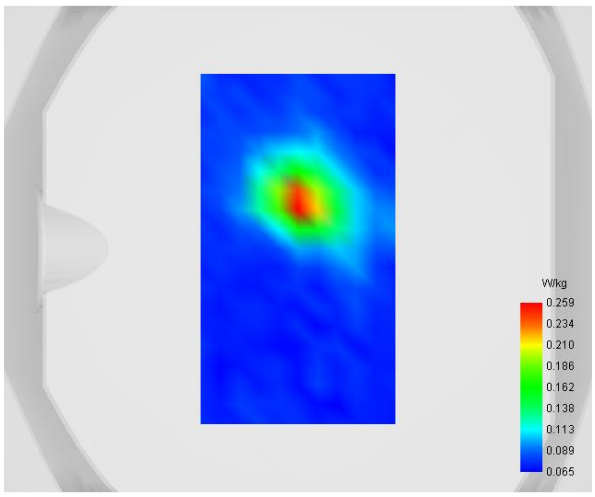	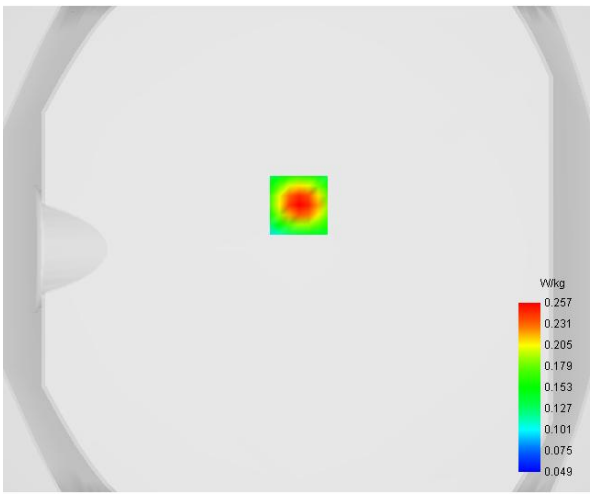

Maximum location: X=1.00, Y=18.00

D. SAR 1g & 10g

SAR 10g (W/Kg)	**0.098858**
SAR 1g (W/Kg)	**0.165547**

E. Z Axis Scan

Z (mm)	**0.00**	**2.00**	**4.00**	**6.00**	**8.00**	**10.00**	**12.00**	**14.00**	**16.00**
SAR (W/Kg)	**0.4170**	**0.2566**	**0.1545**	**0.0958**	**0.0666**	**0.0543**	**0.0525**	**0.0583**	**0.0698**

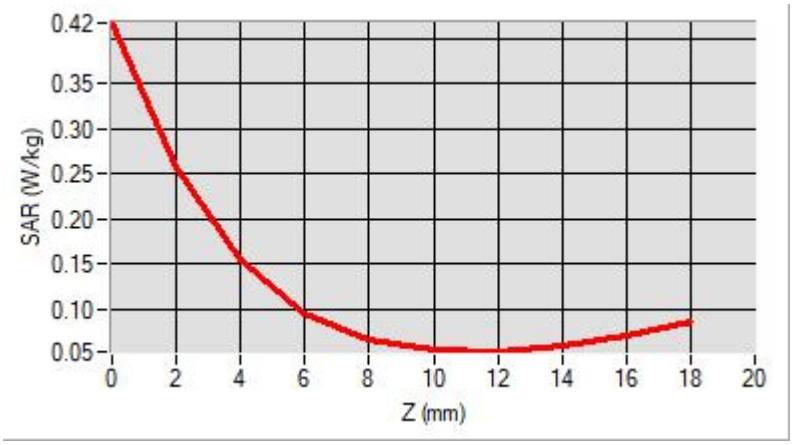

F. 3D Image

3D screen shot	**Hot spot position**
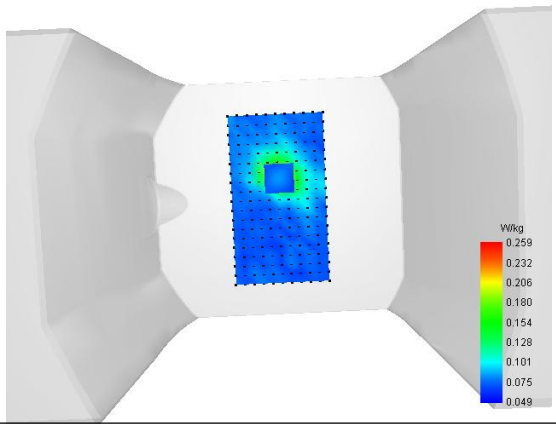	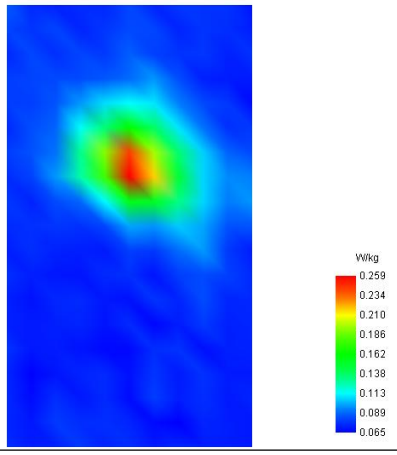

MEASUREMENT 42

Type: Measurement (Complete)
Date of measurement: 2025-04-05
Measurement duration: 12 minutes 3 seconds
E-field Probe: SSE2 - 0725-EPGO-446; ConvF: 1.56; Calibrated: 2025-02-12

A. Experimental conditions

Area Scan	dx=8mm dy=8mm
Zoom Scan	dx=4mm dy=4mm dz=2mm
Phantom	Flat Plane
Device Position	Back
Band	WiFi(5.3GHz)_802.11a
Channels	Low
Signal	Duty Cycle: 1:1

B. SAR Measurement Results

Frequency (MHz)	5260.000000
Relative Permittivity (real part)	35.242839
Conductivity (S/m)	4.631926
Power Variation (%)	1.118500
Ambient Temperature	22.5
Liquid Temperature	22.5

C. SAR Surface and Volume

SURFACE SAR	VOLUME SAR
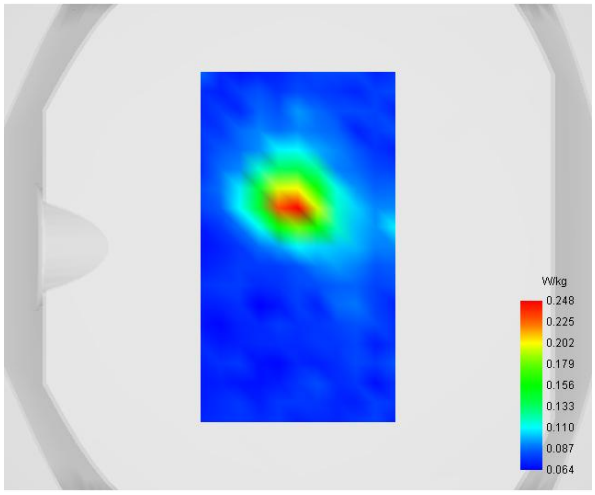	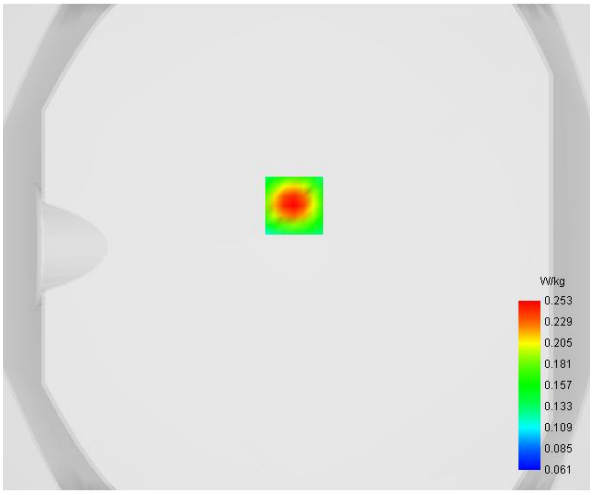

Maximum location: X=-1.00, Y=17.00

D. SAR 1g & 10g

SAR 10g (W/Kg)	**0.105025**
SAR 1g (W/Kg)	**0.170351**

E. Z Axis Scan

Z (mm)	**0.00**	**2.00**	**4.00**	**6.00**	**8.00**	**10.00**	**12.00**	**14.00**	**16.00**
SAR (W/Kg)	**0.3777**	**0.2531**	**0.1698**	**0.1175**	**0.0878**	**0.0724**	**0.0661**	**0.0658**	**0.0694**

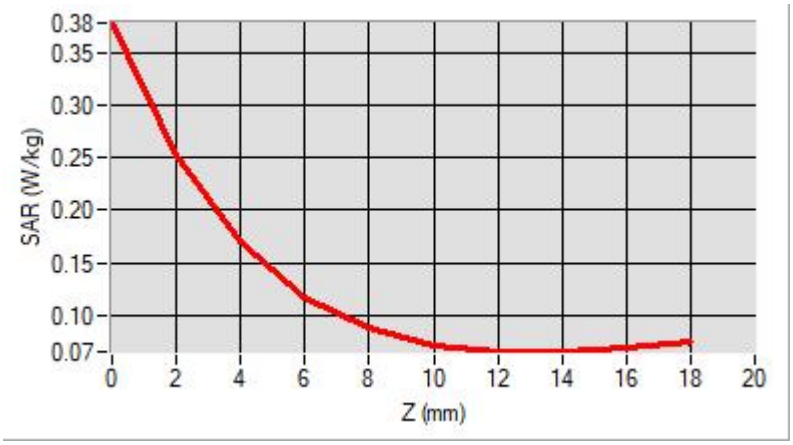

F. 3D Image

3D screen shot	**Hot spot position**
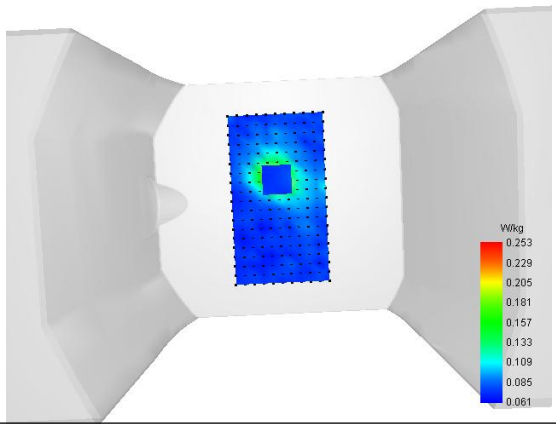	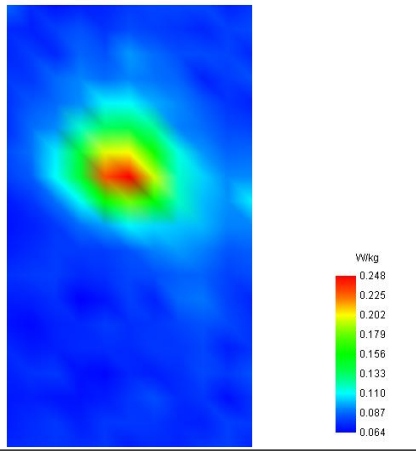

MEASUREMENT 43

Type: Measurement (Complete)
Date of measurement: 2025-04-06
Measurement duration: 12 minutes 21 seconds
E-field Probe: SSE2 - 0725-EPGO-446; ConvF: 1.57; Calibrated: 2025-02-12

A. Experimental conditions

Area Scan	dx=8mm dy=8mm
Zoom Scan	dx=4mm dy=4mm dz=2mm
Phantom	Flat Plane
Device Position	Back
Band	WiFi(5.6GHz)_802.11a
Channels	Low
Signal	Duty Cycle: 1:1

B. SAR Measurement Results

Frequency (MHz)	5500.000000
Relative Permittivity (real part)	36.133296
Conductivity (S/m)	5.102781
Power Variation (%)	0.758600
Ambient Temperature	22.3
Liquid Temperature	22.3

C. SAR Surface and Volume

SURFACE SAR	VOLUME SAR
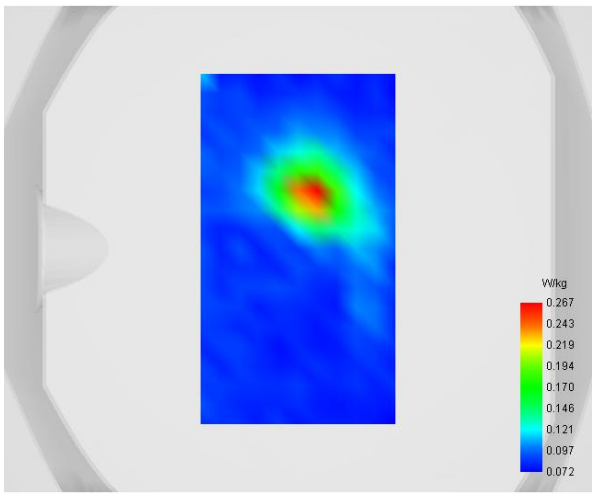	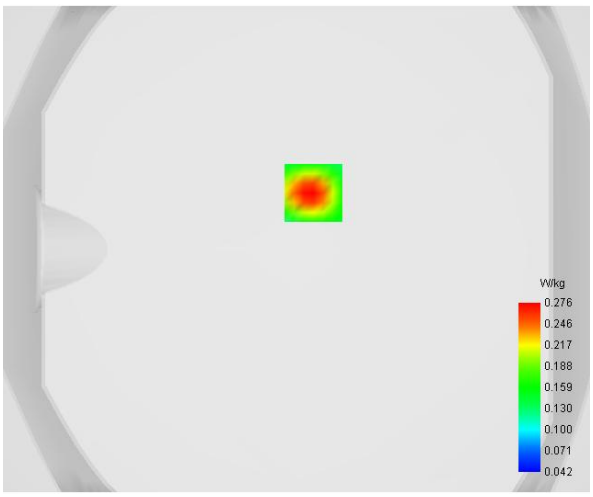

Maximum location: X=7.00, Y=23.00

D. SAR 1g & 10g

SAR 10g (W/Kg)	**0.100758**
SAR 1g (W/Kg)	**0.173972**

E. Z Axis Scan

Z (mm)	**0.00**	**2.00**	**4.00**	**6.00**	**8.00**	**10.00**	**12.00**	**14.00**	**16.00**
SAR (W/Kg)	**0.4705**	**0.2757**	**0.1543**	**0.0876**	**0.0560**	**0.0435**	**0.0422**	**0.0489**	**0.0621**

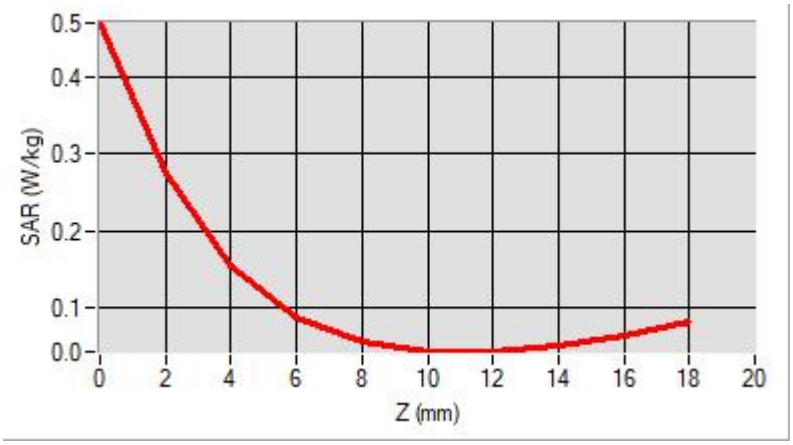

F. 3D Image

3D screen shot	**Hot spot position**
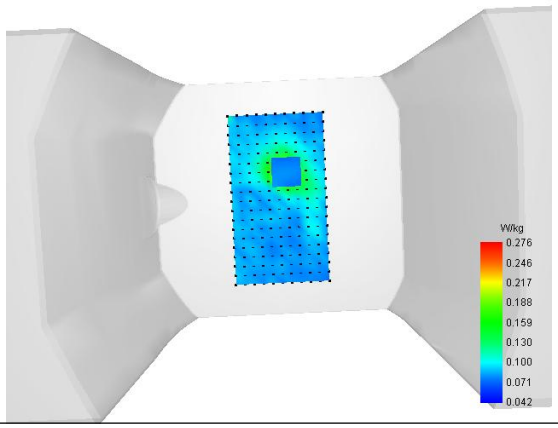	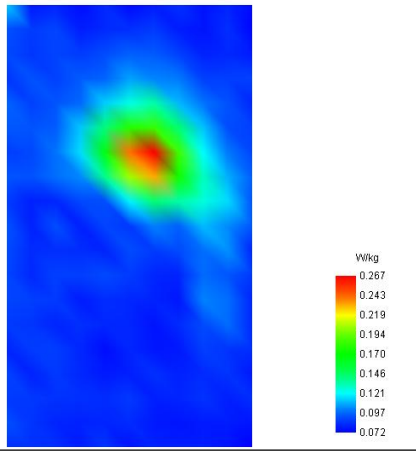

MEASUREMENT 44

Type: Measurement (Complete)
Date of measurement: 2025-04-06
Measurement duration: 12 minutes 21 seconds
E-field Probe: SSE2 - 0725-EPGO-446; ConvF: 1.58; Calibrated: 2025-02-12

A. Experimental conditions

Area Scan	dx=8mm dy=8mm
Zoom Scan	dx=4mm dy=4mm dz=2mm
Phantom	Flat Plane
Device Position	Back
Band	WiFi(5.8GHz)_802.11a
Channels	Low
Signal	Duty Cycle: 1:1

B. SAR Measurement Results

Frequency (MHz)	5745.000000
Relative Permittivity (real part)	36.744273
Conductivity (S/m)	5.293836
Power Variation (%)	-1.335400
Ambient Temperature	22.3
Liquid Temperature	22.3

C. SAR Surface and Volume

SURFACE SAR	VOLUME SAR
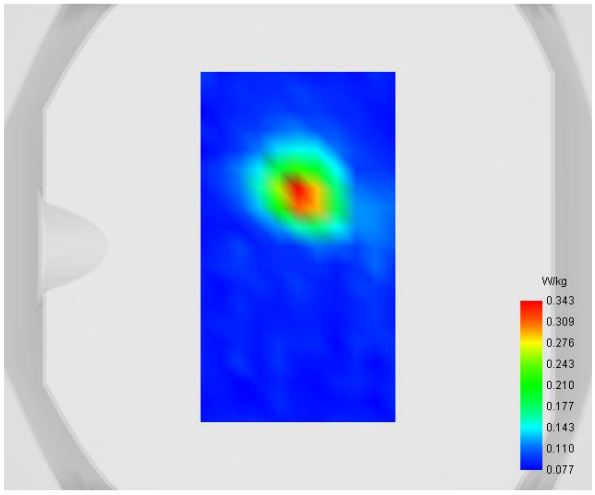	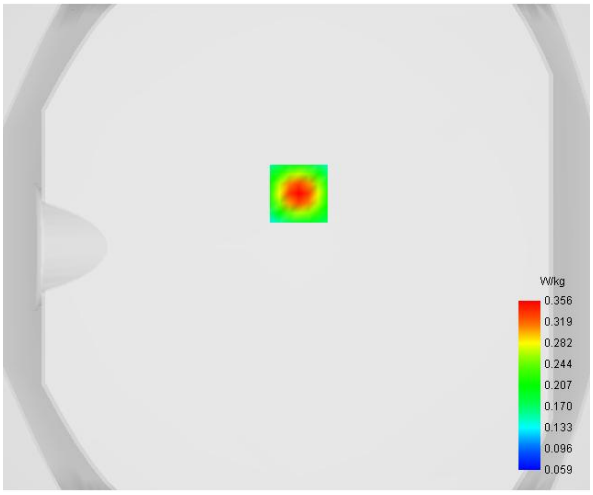

Maximum location: X=1.00, Y=22.00

D. SAR 1g & 10g

SAR 10g (W/Kg)	**0.119701**
SAR 1g (W/Kg)	**0.220090**

E. Z Axis Scan

Z (mm)	**0.00**	**2.00**	**4.00**	**6.00**	**8.00**	**10.00**	**12.00**	**14.00**	**16.00**
SAR (W/Kg)	**0.5796**	**0.3557**	**0.2126**	**0.1290**	**0.0857**	**0.0656**	**0.0590**	**0.0613**	**0.0698**

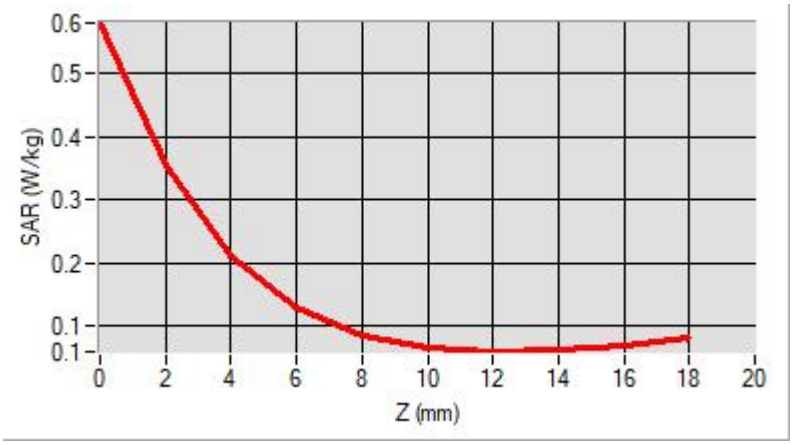

F. 3D Image

3D screen shot	**Hot spot position**
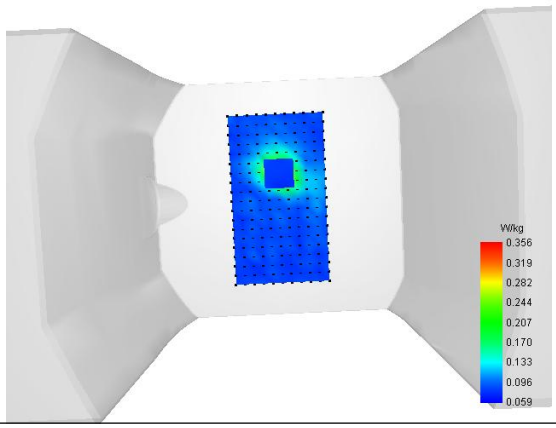	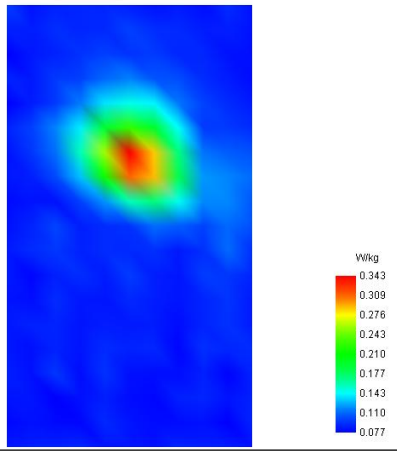

MEASUREMENT 45

Type: Measurement (Complete)
Date of measurement: 2025-04-07
Measurement duration: 11 minutes 48 seconds
E-field Probe: SSE2 - 0725-EPGO-446; ConvF: 0.99; Calibrated: 2025-02-12

A. Experimental conditions

Area Scan	dx=8mm dy=8mm
Zoom Scan	dx=8mm dy=8mm dz=5mm
Phantom	Flat plane
Device Position	Back
Band	GPRS850_2TX
Channels	Low
Signal	Duty Cycle: 1:4

B. SAR Measurement Results

Frequency (MHz)	824.200000
Relative Permittivity (real part)	41.173224
Conductivity (S/m)	0.871245
Power Variation (%)	1.185700
Ambient Temperature	22.2
Liquid Temperature	22.2

C. SAR Surface and Volume

SURFACE SAR	VOLUME SAR
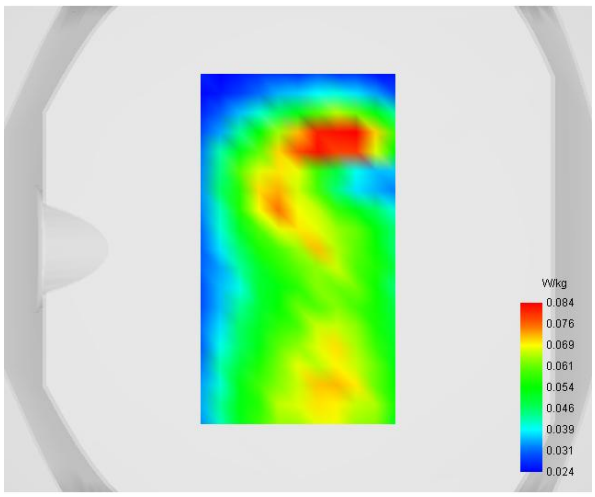	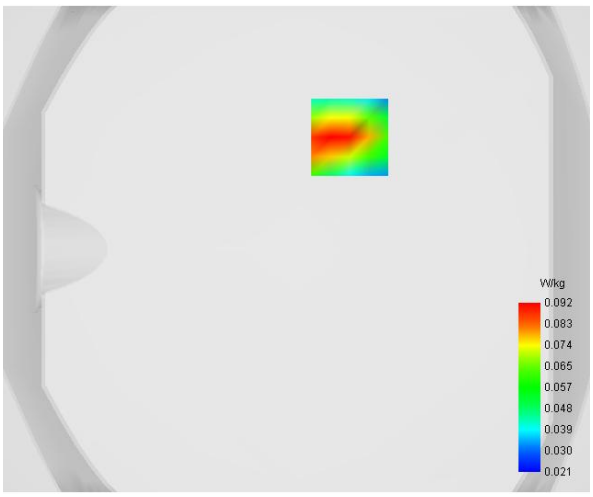

Maximum location: X=22.00, Y=46.00

D. SAR 1g & 10g

SAR 10g (W/Kg)	**0.056578**
SAR 1g (W/Kg)	**0.087270**

E. Z Axis Scan

Z (mm)	**0.00**	**4.00**	**9.00**	**14.00**	**19.00**
SAR (W/Kg)	**0.2105**	**0.0919**	**0.0509**	**0.0430**	**0.0299**

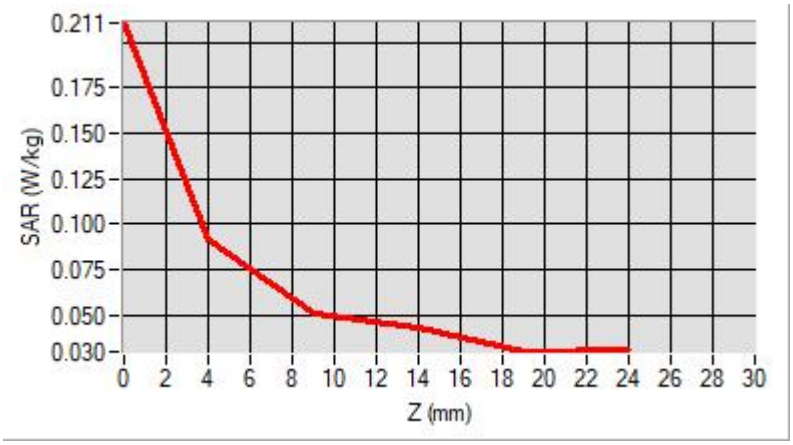

F. 3D Image

3D screen shot	**Hot spot position**
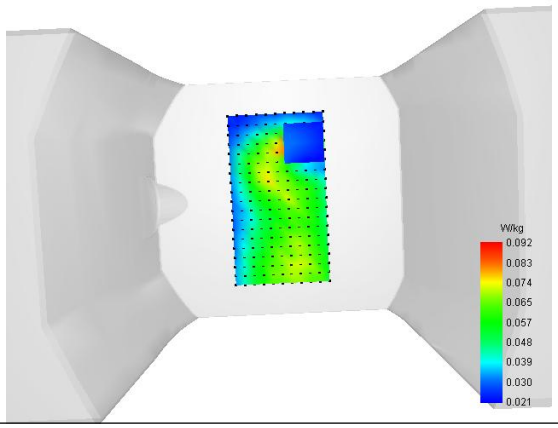	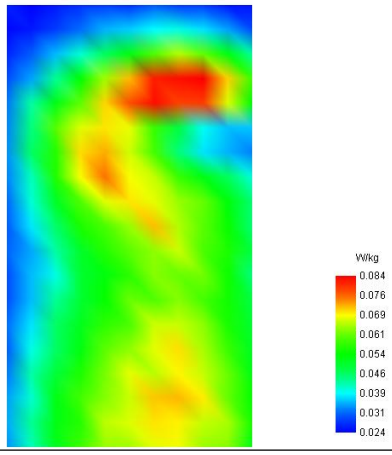

MEASUREMENT 46

Type: Measurement (Complete)
Date of measurement: 2025-03-29
Measurement duration: 11 minutes 48 seconds
E-field Probe: SSE2 - 0725-EPGO-446; ConvF: 1.23; Calibrated: 2025-02-12

A. Experimental conditions

Area Scan	dx=8mm dy=8mm
Zoom Scan	dx=5mm dy=5mm dz=4mm
Phantom	Flat plane
Device Position	Front
Band	GPRS1900_3TX
Channels	Low
Signal	Duty Cycle: 1:2.66

B. SAR Measurement Results

Frequency (MHz)	1850.200000
Relative Permittivity (real part)	39.461224
Conductivity (S/m)	1.382081
Power Variation (%)	-0.737400
Ambient Temperature	22.4
Liquid Temperature	22.4

C. SAR Surface and Volume

SURFACE SAR	VOLUME SAR
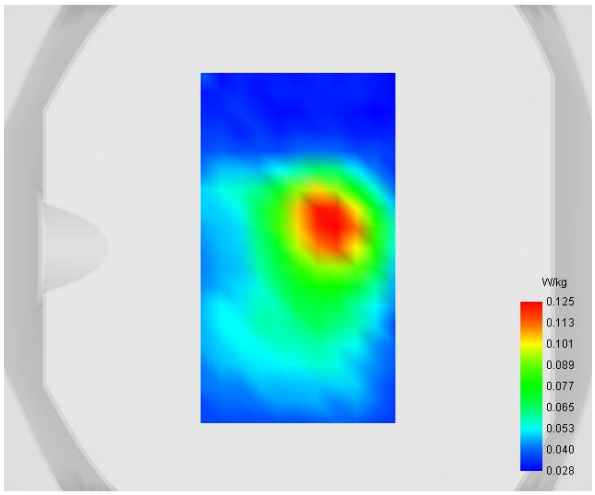	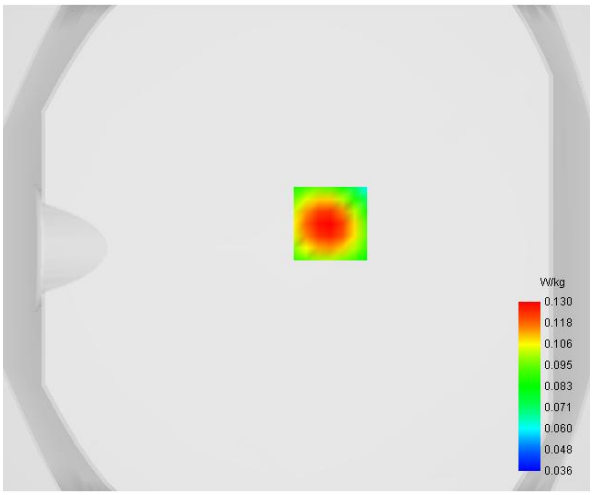

Maximum location: X=14.00, Y=10.00

D. SAR 1g & 10g

SAR 10g (W/Kg)	**0.084232**
SAR 1g (W/Kg)	**0.123312**

E. Z Axis Scan

Z (mm)	**0.00**	**4.00**	**8.00**	**12.00**	**16.00**
SAR (W/Kg)	**0.1887**	**0.1297**	**0.0919**	**0.0701**	**0.0586**

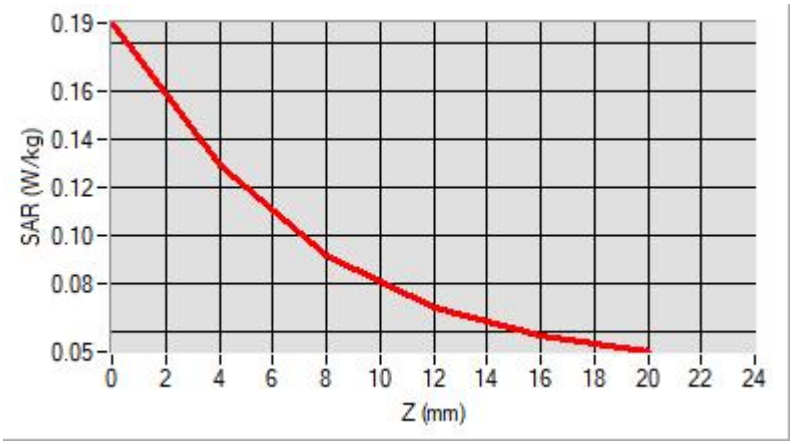

F. 3D Image

3D screen shot	**Hot spot position**
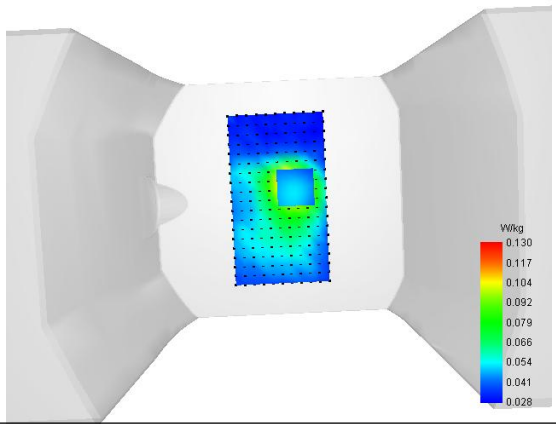	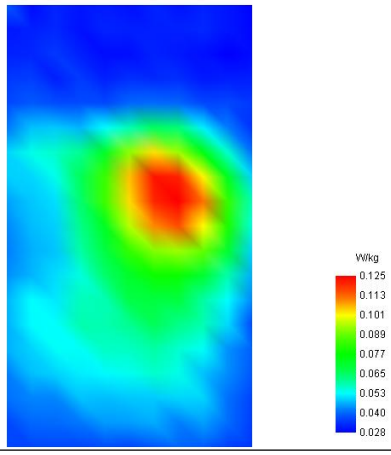

MEASUREMENT 47

Type: Measurement (Complete)
Date of measurement: 2025-03-29
Measurement duration: 12 minutes 3 seconds
E-field Probe: SSE2 - 0725-EPGO-446; ConvF: 1.23; Calibrated: 2025-02-12

A. Experimental conditions

Area Scan	dx=8mm dy=8mm
Zoom Scan	dx=5mm dy=5mm dz=4mm
Phantom	Flat Plane
Device Position	Bottom
Band	WCDMA1700_RMC
Channels	High
Signal	Duty Cycle 1:1

B. SAR Measurement Results

Frequency (MHz)	1752.600000
Relative Permittivity (real part)	39.461247
Conductivity (S/m)	1.379367
Power Variation (%)	0.442300
Ambient Temperature	22.4
Liquid Temperature	22.4

C. SAR Surface and Volume

SURFACE SAR	VOLUME SAR
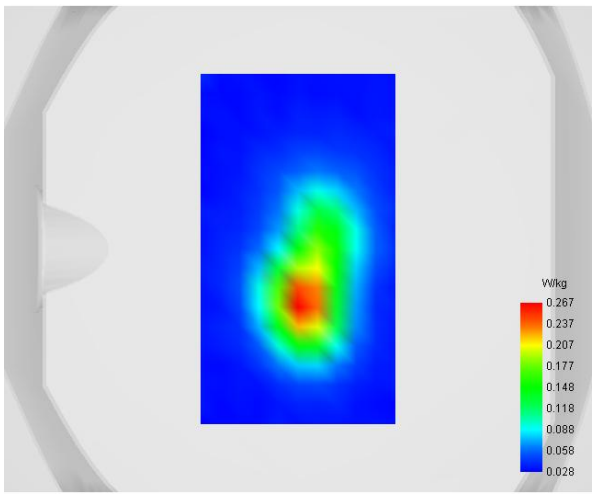	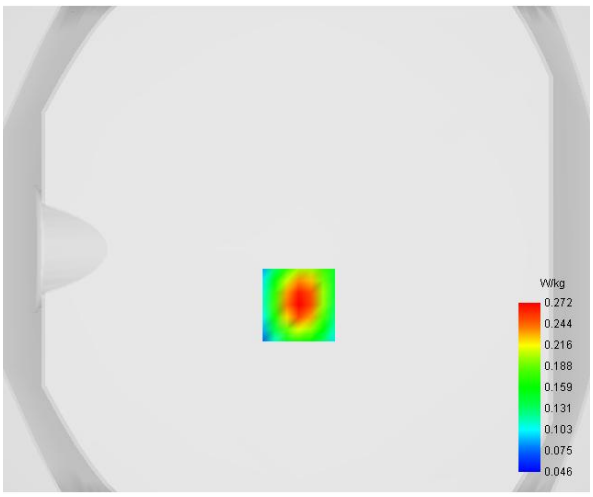

Maximum location: X=1.00, Y=-23.00

D. SAR 1g & 10g

SAR 10g (W/Kg)	**0.149615**
SAR 1g (W/Kg)	**0.251674**

E. Z Axis Scan

Z (mm)	**0.00**	**4.00**	**8.00**	**12.00**	**16.00**
SAR (W/Kg)	**0.4093**	**0.2722**	**0.1831**	**0.1290**	**0.0973**

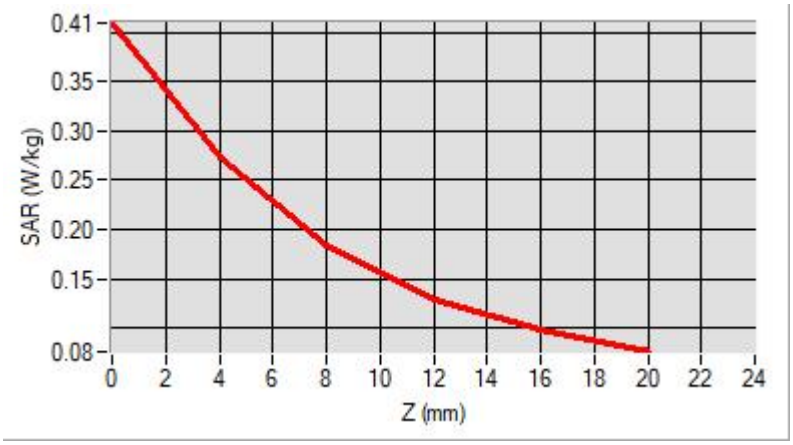

F. 3D Image

3D screen shot	**Hot spot position**
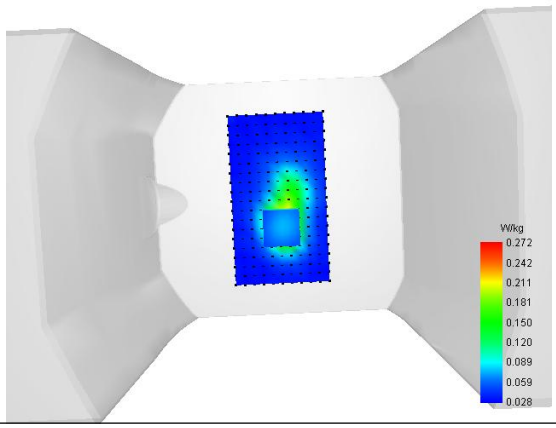	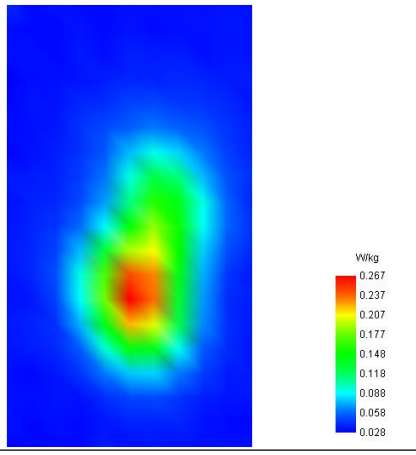

MEASUREMENT 51

Type: Measurement (Complete)
Date of measurement: 2025-03-29
Measurement duration: 12 minutes 3 seconds
E-field Probe: SSE2 - 0725-EPGO-446; ConvF: 1.23; Calibrated: 2025-02-12

A. Experimental conditions

Area Scan	dx=8mm dy=8mm
Zoom Scan	dx=5mm dy=5mm dz=4mm
Phantom	Flat Plane
Device Position	Bottom
Band	LTE Band 4
Channels	QPSK, 20MHz, 1RB, High
Signal	Duty Cycle 1:1

B. SAR Measurement Results

Frequency (MHz)	1745.00000
Relative Permittivity (real part)	39.461325
Conductivity (S/m)	1.382987
Power Variation (%)	-0.866400
Ambient Temperature	22.4
Liquid Temperature	22.4

C. SAR Surface and Volume

SURFACE SAR	VOLUME SAR
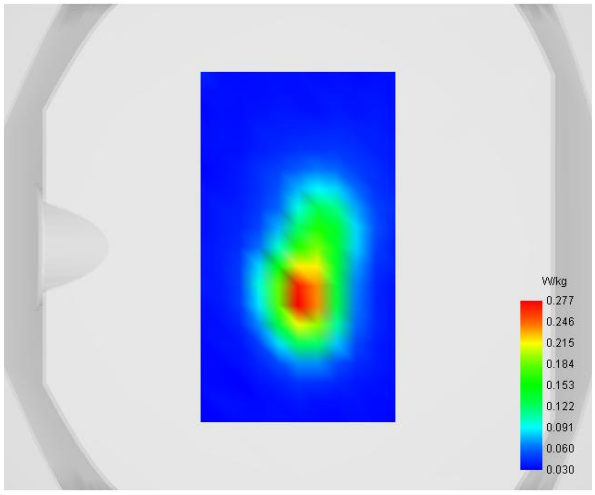	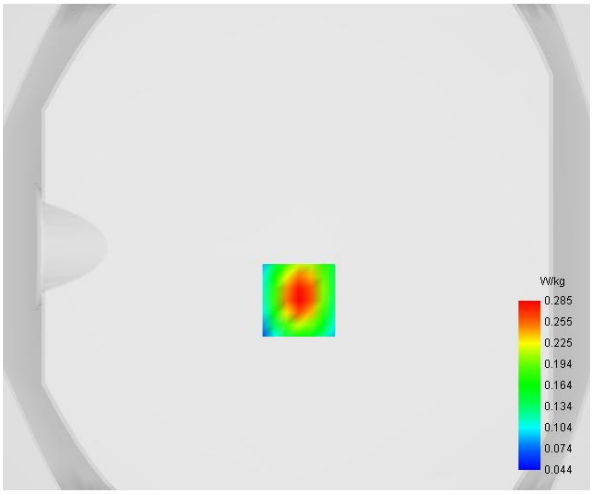

Maximum location: X=1.00, Y=-22.00

D. SAR 1g & 10g

SAR 10g (W/Kg)	**0.155076**
SAR 1g (W/Kg)	**0.263395**

E. Z Axis Scan

Z (mm)	**0.00**	**4.00**	**8.00**	**12.00**	**16.00**
SAR (W/Kg)	**0.4287**	**0.2850**	**0.1913**	**0.1341**	**0.1003**

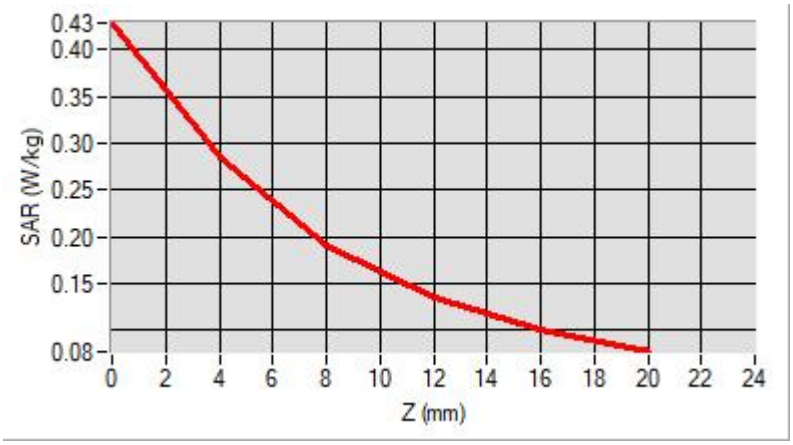

F. 3D Image

3D screen shot	**Hot spot position**
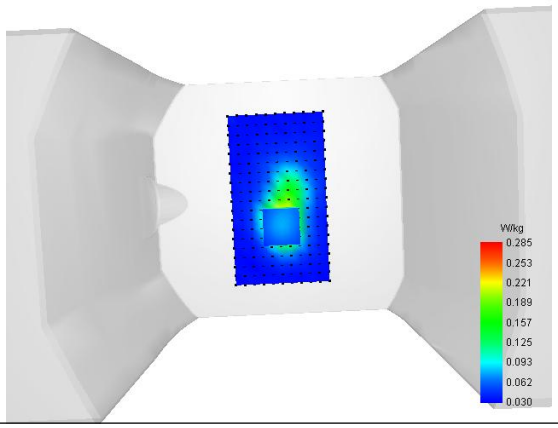	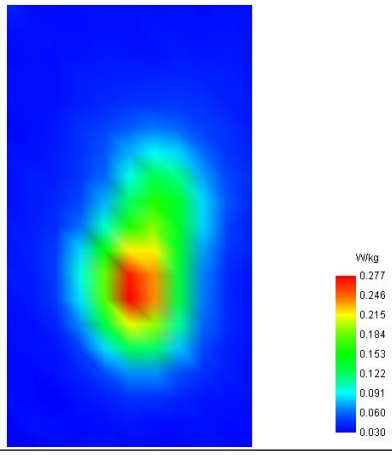

MEASUREMENT 53

Type: Measurement (Complete)
Date of measurement: 2025-03-30
Measurement duration: 12 minutes 3 seconds
E-field Probe: SSE2 - 0725-EPGO-446; ConvF: 1.36; Calibrated: 2025-02-12

A. Experimental conditions

Area Scan	dx=8mm dy=8mm
Zoom Scan	dx=5mm dy=5mm dz=4mm
Phantom	Flat Plane
Device Position	Bottom
Band	LTE Band 7
Channels	QPSK, 20MHz, 1RB, High
Signal	Duty Cycle 1:1

B. SAR Measurement Results

Frequency (MHz)	2560.000000
Relative Permittivity (real part)	39.731327
Conductivity (S/m)	1.942987
Power Variation (%)	-0.814700
Ambient Temperature	22.3
Liquid Temperature	22.3

C. SAR Surface and Volume

SURFACE SAR	VOLUME SAR
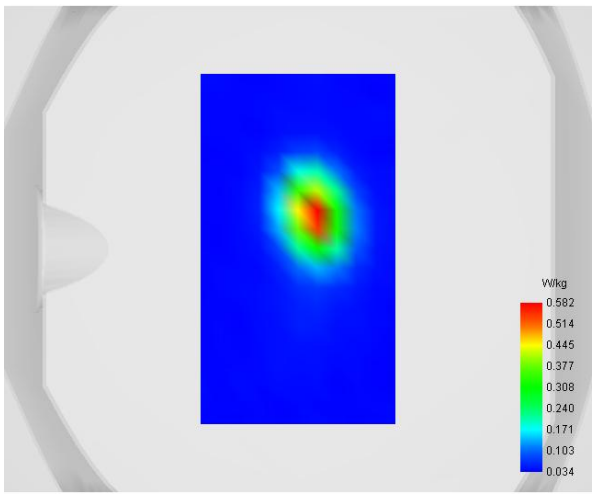	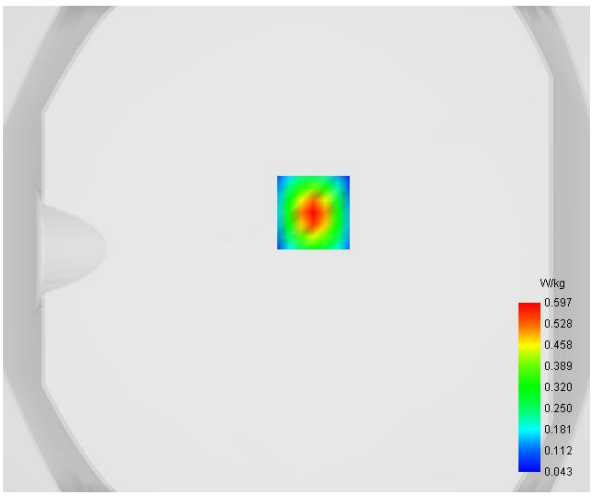

Maximum location: X=7.00, Y=15.00

D. SAR 1g & 10g

SAR 10g (W/Kg)	**0.251936**
SAR 1g (W/Kg)	**0.535281**

E. Z Axis Scan

Z (mm)	**0.00**	**4.00**	**8.00**	**12.00**	**16.00**
SAR (W/Kg)	**1.0875**	**0.5969**	**0.3207**	**0.1810**	**0.1160**

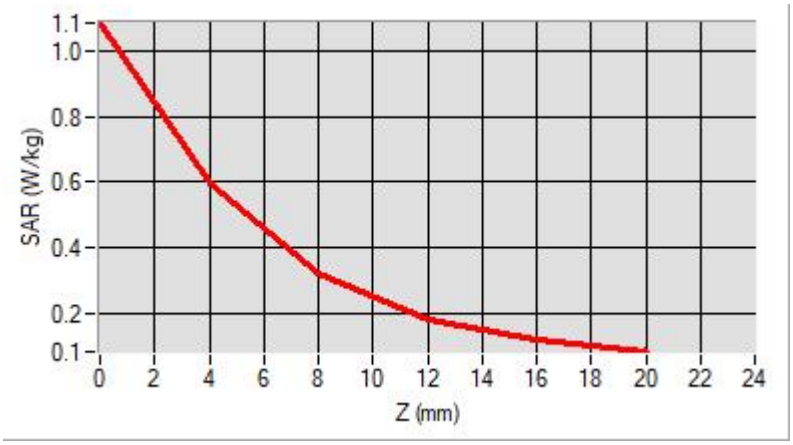

F. 3D Image

3D screen shot	**Hot spot position**
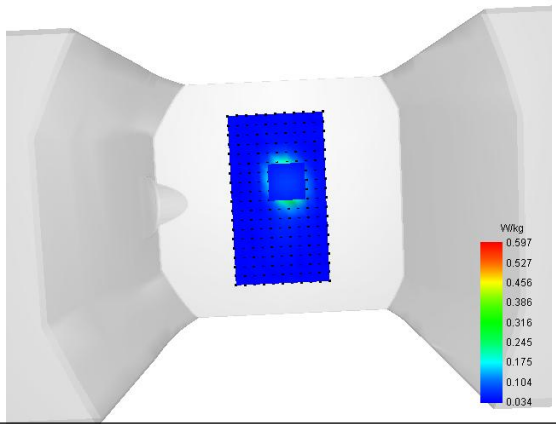	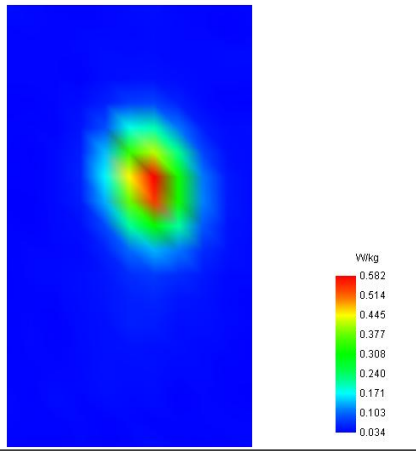

MEASUREMENT 57

Type: Measurement (Complete)
Date of measurement: 2025-03-30
Measurement duration: 12 minutes 3 seconds
E-field Probe: SSE2 - 0725-EPGO-446; ConvF: 1.36; Calibrated: 2025-02-12

A. Experimental conditions

Area Scan	dx=8mm dy=8mm
Zoom Scan	dx=5mm dy=5mm dz=4mm
Phantom	Flat Plane
Device Position	Bottom
Band	LTE Band 38
Channels	16QAM, 20MHz, 1RB, High
Signal	Duty Cycle 1:1

B. SAR Measurement Results

Frequency (MHz)	2610.000000
Relative Permittivity (real part)	39.734266
Conductivity (S/m)	1.941828
Power Variation (%)	1.354300
Ambient Temperature	22.3
Liquid Temperature	22.3

C. SAR Surface and Volume

SURFACE SAR	VOLUME SAR
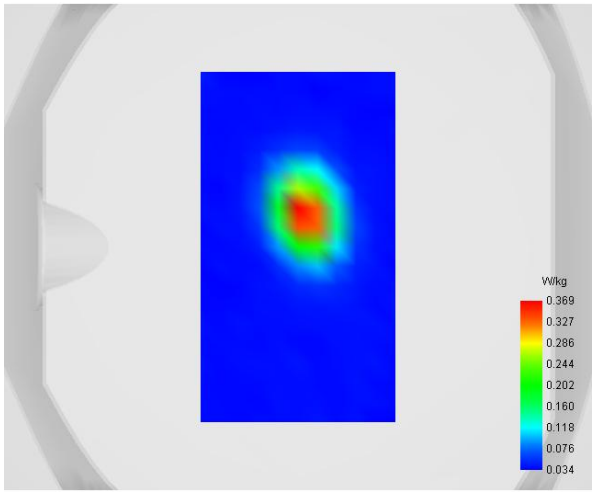	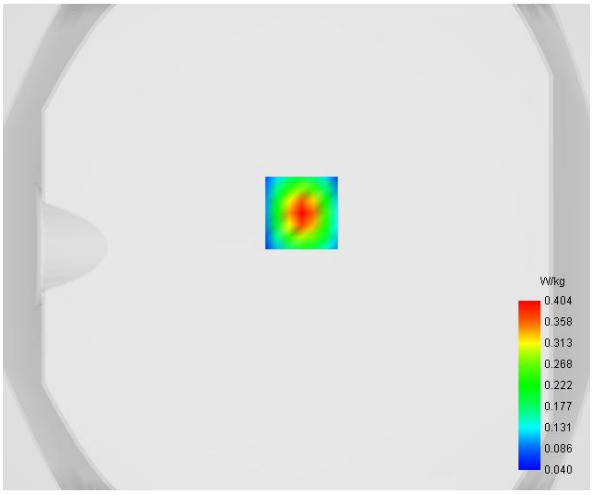

Maximum location: X=2.00, Y=14.00

D. SAR 1g & 10g

SAR 10g (W/Kg)	**0.178000**
SAR 1g (W/Kg)	**0.363716**

E. Z Axis Scan

Z (mm)	**0.00**	**4.00**	**8.00**	**12.00**	**16.00**
SAR (W/Kg)	**0.7177**	**0.4039**	**0.2246**	**0.1322**	**0.0884**

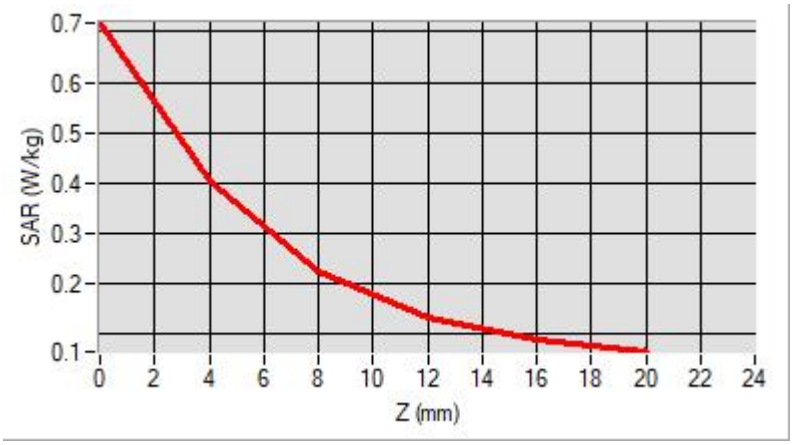

F. 3D Image

3D screen shot	**Hot spot position**
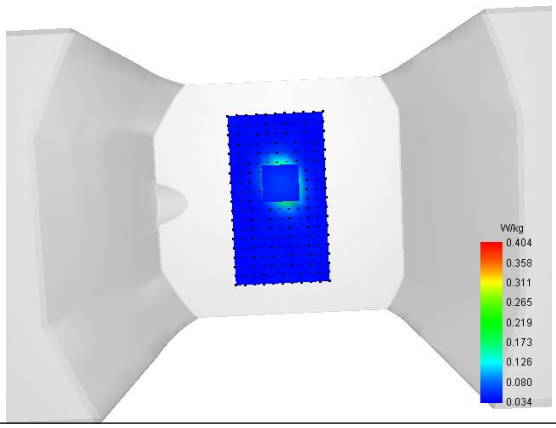	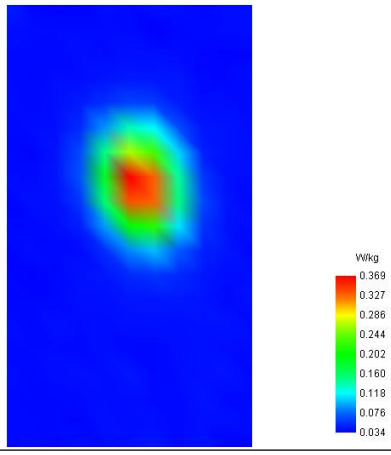

MEASUREMENT 57

Type: Measurement (Complete)
Date of measurement: 2025-03-29
Measurement duration: 12 minutes 3 seconds
E-field Probe: SSE2 - 0725-EPGO-446; ConvF: 1.23; Calibrated: 2025-02-12

A. Experimental conditions

Area Scan	dx=8mm dy=8mm
Zoom Scan	dx=5mm dy=5mm dz=4mm
Phantom	Flat Plane
Device Position	Bottom
Band	LTE Band 66
Channels	QPSK, 20MHz, 1RB, Middle
Signal	Duty Cycle 1:1

B. SAR Measurement Results

Frequency (MHz)	1745.000000
Relative Permittivity (real part)	39.461325
Conductivity (S/m)	1.382987
Power Variation (%)	1.354300
Ambient Temperature	22.4
Liquid Temperature	22.4

C. SAR Surface and Volume

SURFACE SAR	VOLUME SAR
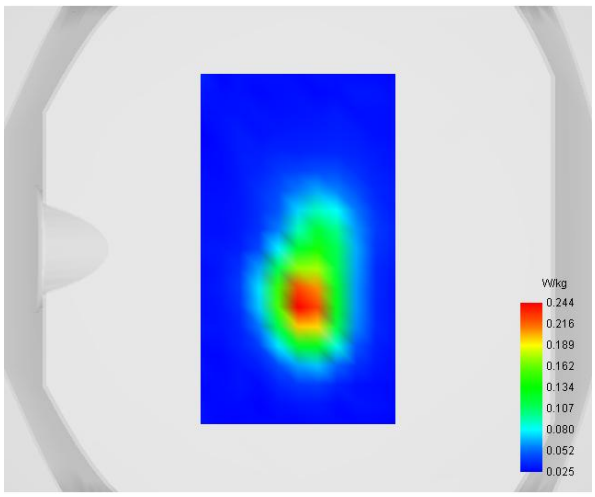	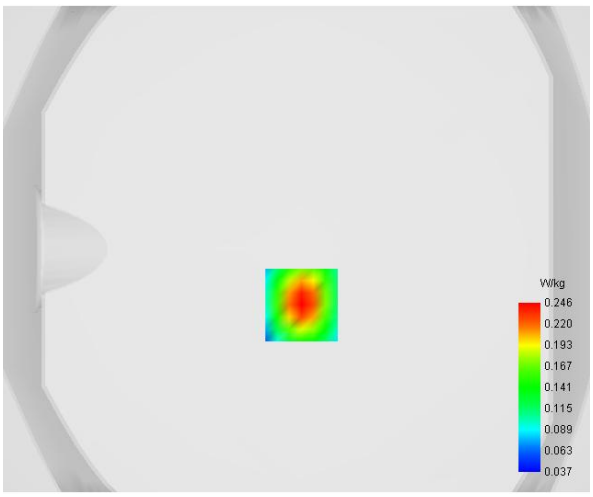

Maximum location: X=2.00, Y=-23.00

D. SAR 1g & 10g

SAR 10g (W/Kg)	**0.133191**
SAR 1g (W/Kg)	**0.225505**

E. Z Axis Scan

Z (mm)	**0.00**	**4.00**	**8.00**	**12.00**	**16.00**
SAR (W/Kg)	**0.3627**	**0.2456**	**0.1677**	**0.1188**	**0.0888**

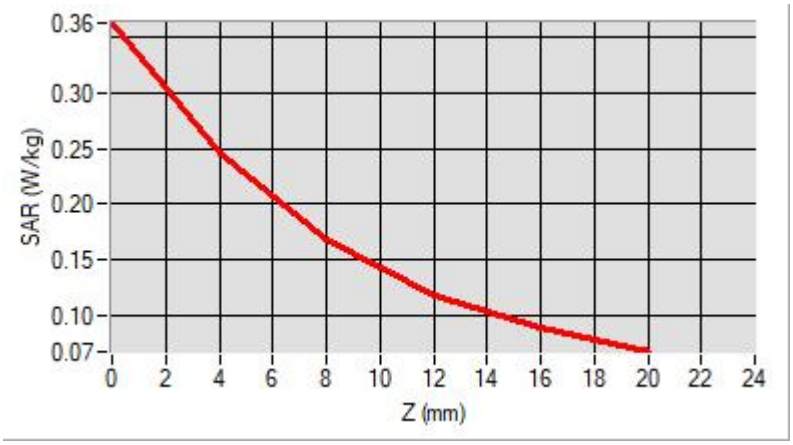

F. 3D Image

3D screen shot	**Hot spot position**
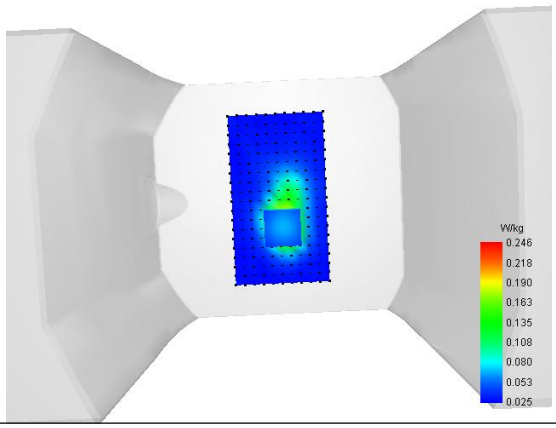	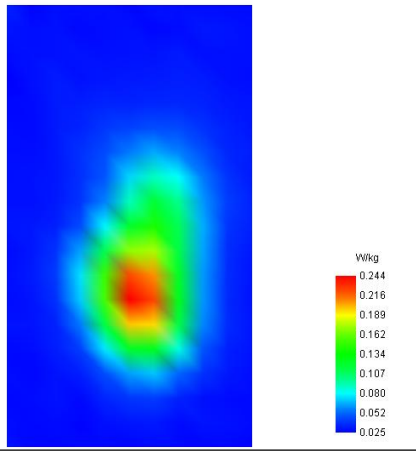

MEASUREMENT 62

Type: Measurement (Complete)
Date of measurement: 2025-04-05
Measurement duration: 12 minutes 3 seconds
E-field Probe: SSE2 - 0725-EPGO-446; ConvF: 1.56; Calibrated: 2025-02-12

A. Experimental conditions

Area Scan	dx=8mm dy=8mm
Zoom Scan	dx=4mm dy=4mm dz=2mm
Phantom	Flat Plane
Device Position	Top
Band	WiFi(5.2GHz)_802.11a
Channels	Low
Signal	Duty Cycle: 1:1

B. SAR Measurement Results

Frequency (MHz)	5180.000000
Relative Permittivity (real part)	35.242386
Conductivity (S/m)	4.634161
Power Variation (%)	0.345200
Ambient Temperature	22.5
Liquid Temperature	22.5

C. SAR Surface and Volume

SURFACE SAR	VOLUME SAR
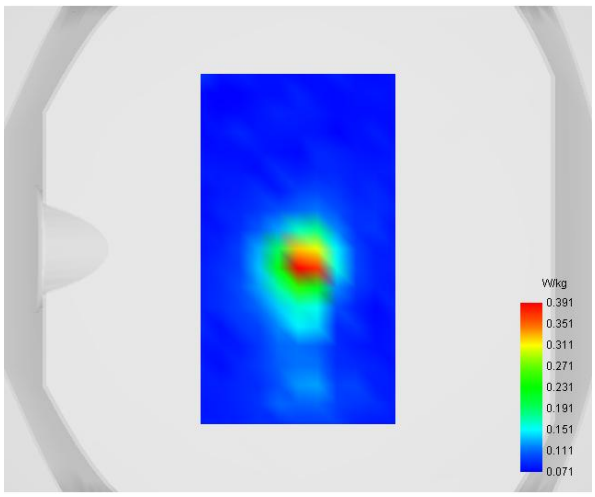	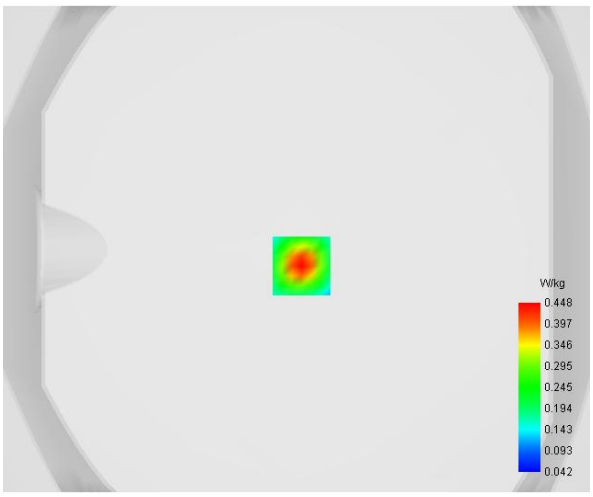

Maximum location: X=2.00, Y=-7.00

D. SAR 1g & 10g

SAR 10g (W/Kg)	**0.120152**
SAR 1g (W/Kg)	**0.256890**

E. Z Axis Scan

Z (mm)	**0.00**	**2.00**	**4.00**	**6.00**	**8.00**	**10.00**	**12.00**	**14.00**	**16.00**
SAR (W/Kg)	**0.7900**	**0.4475**	**0.2369**	**0.1231**	**0.0698**	**0.0476**	**0.0420**	**0.0468**	**0.0595**

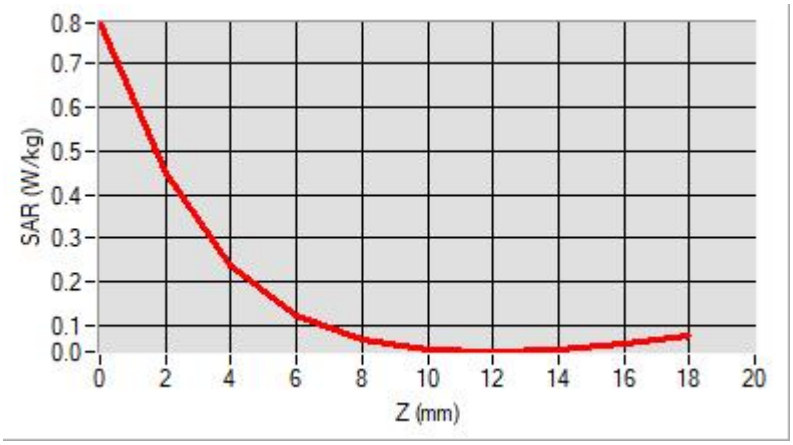

F. 3D Image

3D screen shot	**Hot spot position**
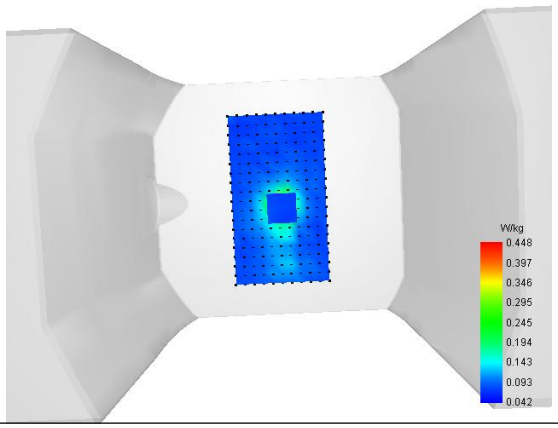	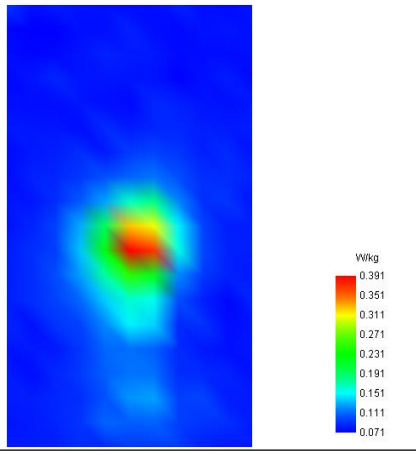

MEASUREMENT 63

Type: Measurement (Complete)
Date of measurement: 2025-04-06
Measurement duration: 12 minutes 21 seconds
E-field Probe: SSE2 - 0725-EPGO-446; ConvF: 1.58; Calibrated: 2025-02-12

A. Experimental conditions

Area Scan	dx=8mm dy=8mm
Zoom Scan	dx=4mm dy=4mm dz=2mm
Phantom	Flat Plane
Device Position	Top
Band	WiFi(5.8GHz)_802.11a
Channels	Low
Signal	Duty Cycle: 1:1

B. SAR Measurement Results

Frequency (MHz)	5745.000000
Relative Permittivity (real part)	36.744273
Conductivity (S/m)	5.293836
Power Variation (%)	0.446900
Ambient Temperature	22.3
Liquid Temperature	22.3

C. SAR Surface and Volume

SURFACE SAR	VOLUME SAR
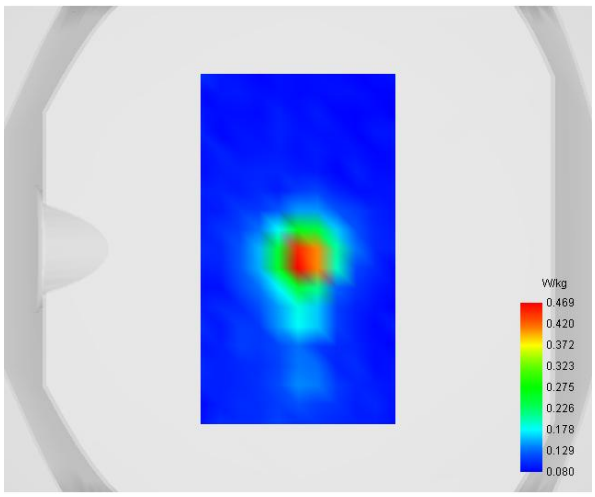	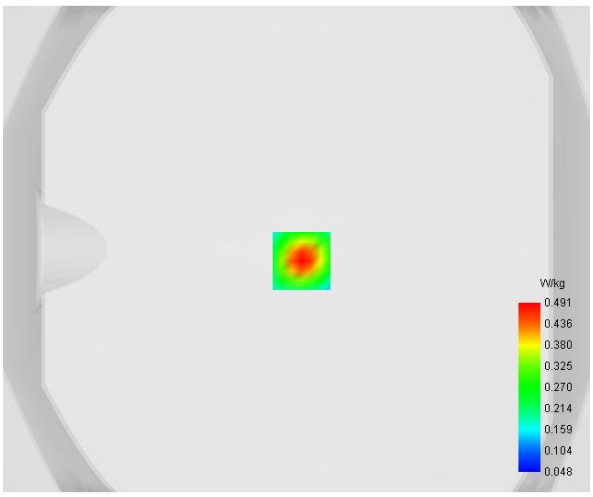

Maximum location: X=2.00, Y=-5.00

D. SAR 1g & 10g

SAR 10g (W/Kg)	**0.134951**
SAR 1g (W/Kg)	**0.284746**

E. Z Axis Scan

Z (mm)	**0.00**	**2.00**	**4.00**	**6.00**	**8.00**	**10.00**	**12.00**	**14.00**	**16.00**
SAR (W/Kg)	**0.8529**	**0.4908**	**0.2664**	**0.1430**	**0.0836**	**0.0582**	**0.0511**	**0.0554**	**0.0682**

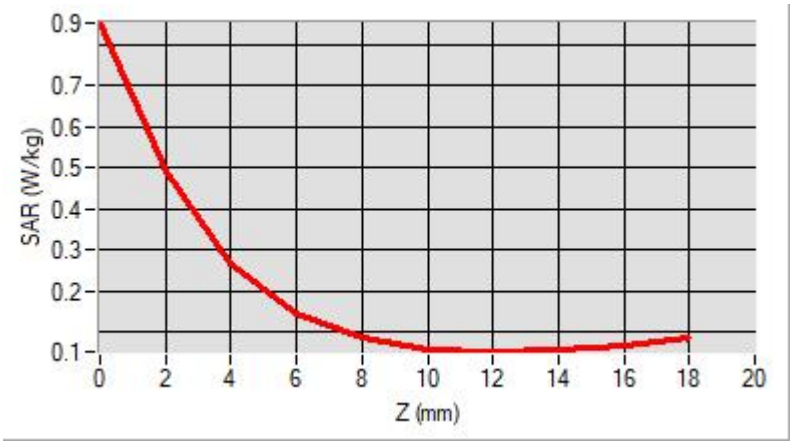

F. 3D Image

3D screen shot	**Hot spot position**
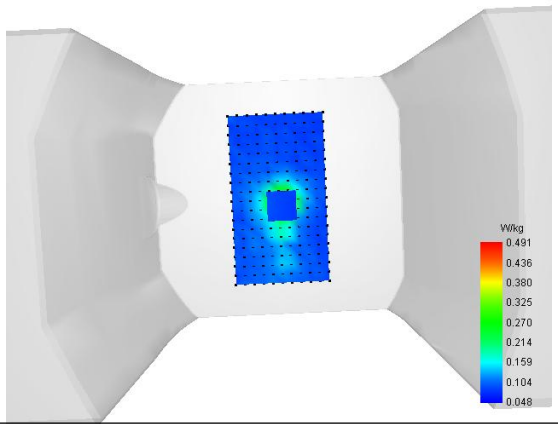	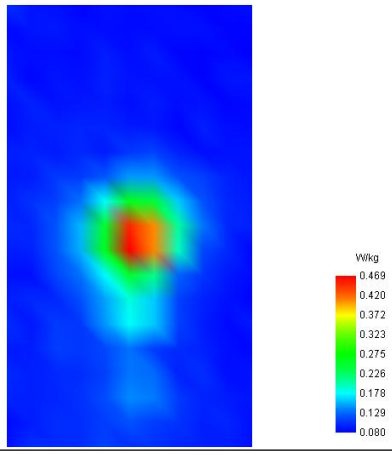

Annex C. EUT Photos

EUT View 1



EUT View 2

Antenna View

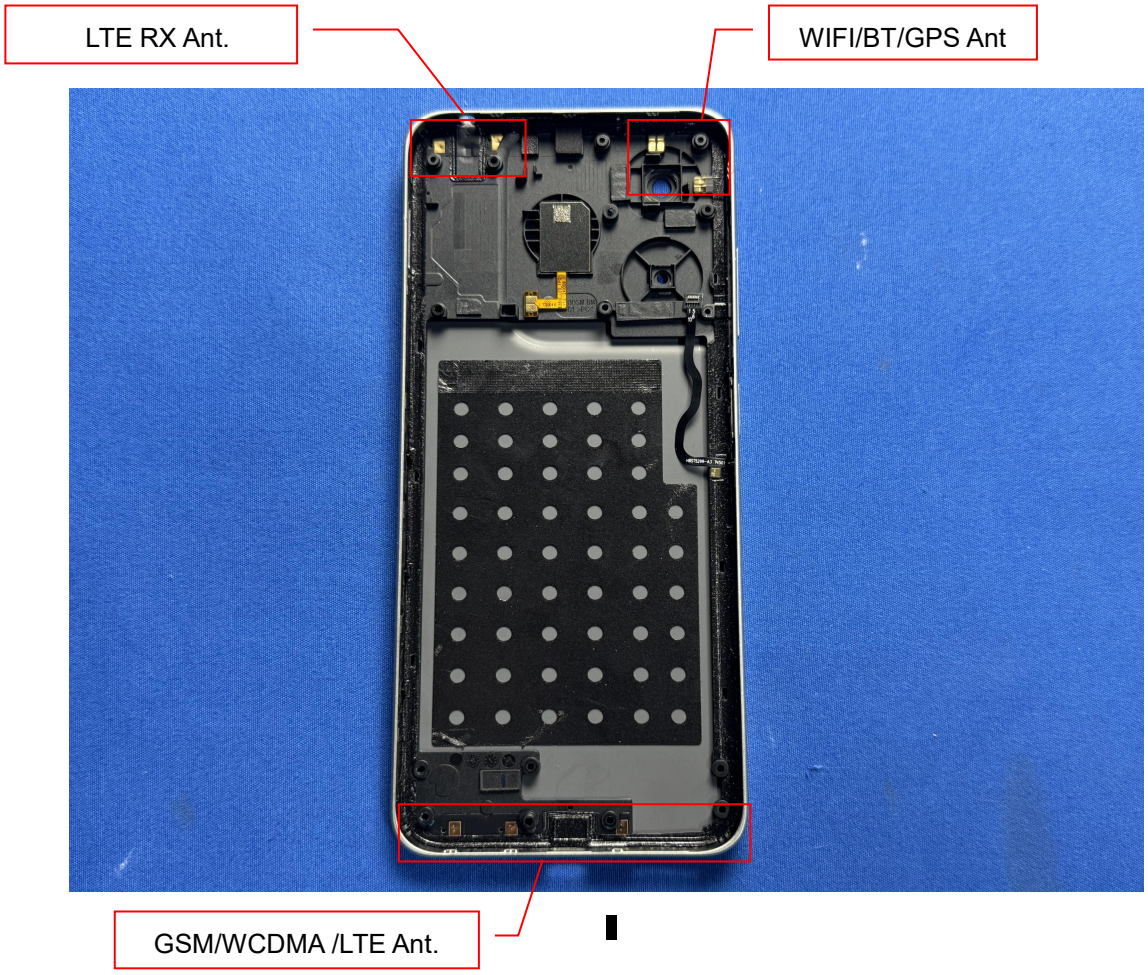

Annex D. Test Setup Photos

Head Exposure Conditions

Right Cheek



Right Tilt