Appendix B

RF Test Data for BT (BLE) (Conducted Measurement)

Product Name: Remote Control Selfie Stick

Trade Mark: aMagisn

Test Model: AMRC001A

Environmental Conditions

Temperature:	24.6° C
Relative Humidity:	52.4%
ATM Pressure:	100.0 kPa
Test Engineer:	Emiya lin
Supervised by:	Simba Haung

Contents

Page

COVER PAGE

1 Duty Cycle....3
1.1 Test Result....3
1.2 Test Graphs....4
2 Maximum Conducted Output Power....7
2.1 Test Result....7
2.2 Test Graphs....8
3 -6dB Bandwidth....11
3.1 Test Result....11
3.2 Test Graphs....12
4 Maximum Power Spectral Density Level....15
4.1 Test Result....15
4.2 Test Graphs....16
5 Band Edge....19
5.1 Test Result....19
5.2 Test Graphs....20
6 Conducted RF Spurious Emission....24
6.1 Test Result....24
6.2 Test Graphs....25
7 Restrict Band....31
7.1 Test Result....31
7.2 Test Graphs....32

1 Duty Cycle

1.1 Test Result

Mode	Frequency (MHz)	Duty Cycle (%)	Correction Factor	1/T (kHz)
BLE 1M	2402	64.44	1.91	2.56
BLE 1M	2440	64.48	1.91	2.56
BLE 1M	2480	64	1.94	2.56
BLE 2M	2402	35.2	4.54	4.76
BLE 2M	2440	35.19	4.54	4.76
BLE 2M	2480	34.89	4.57	4.76

1.2 Test Graphs

Test Graphs

BLE 1M 2402MHz

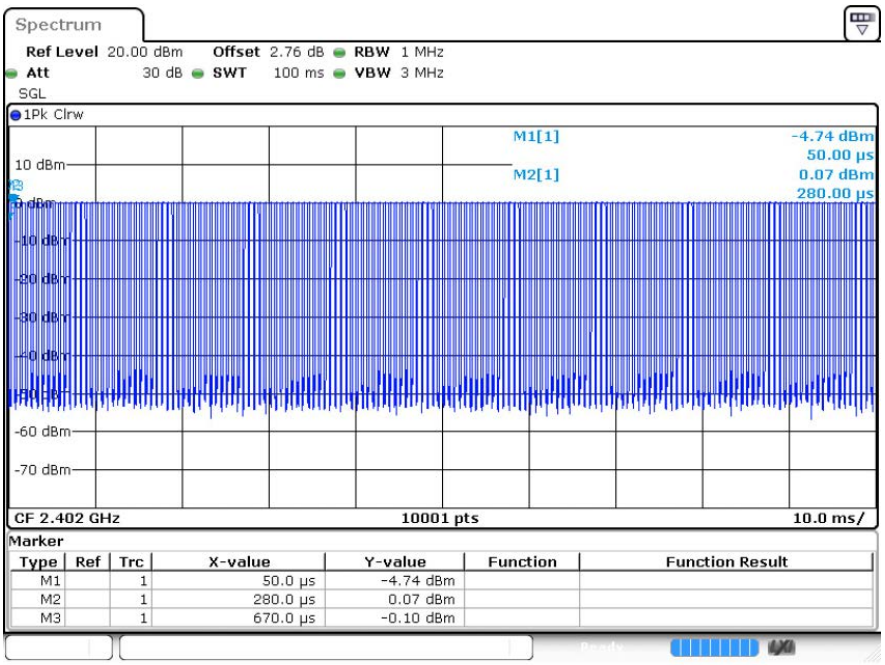

BLE 1M 2440MHz

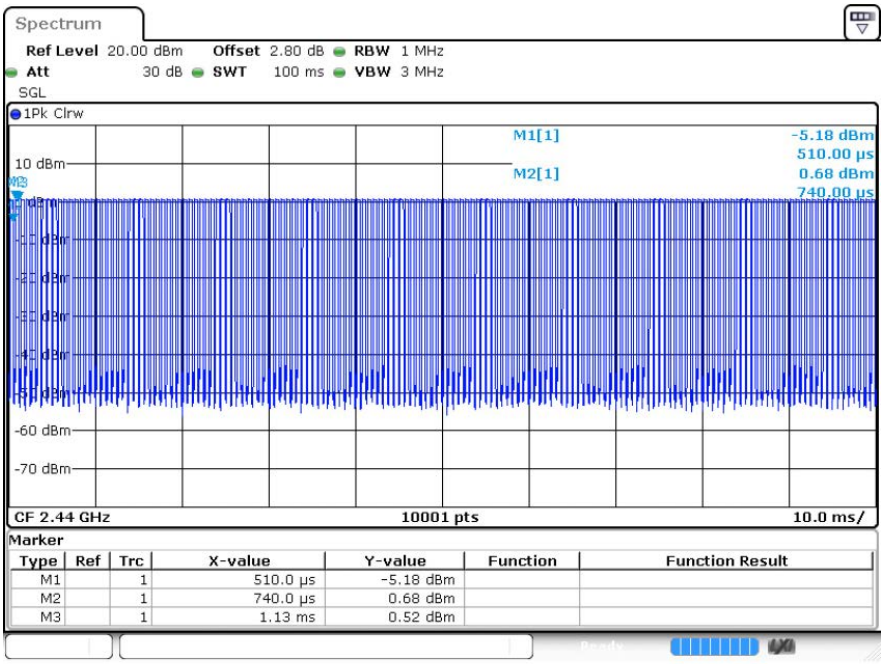

BLE 1M 2480MHz

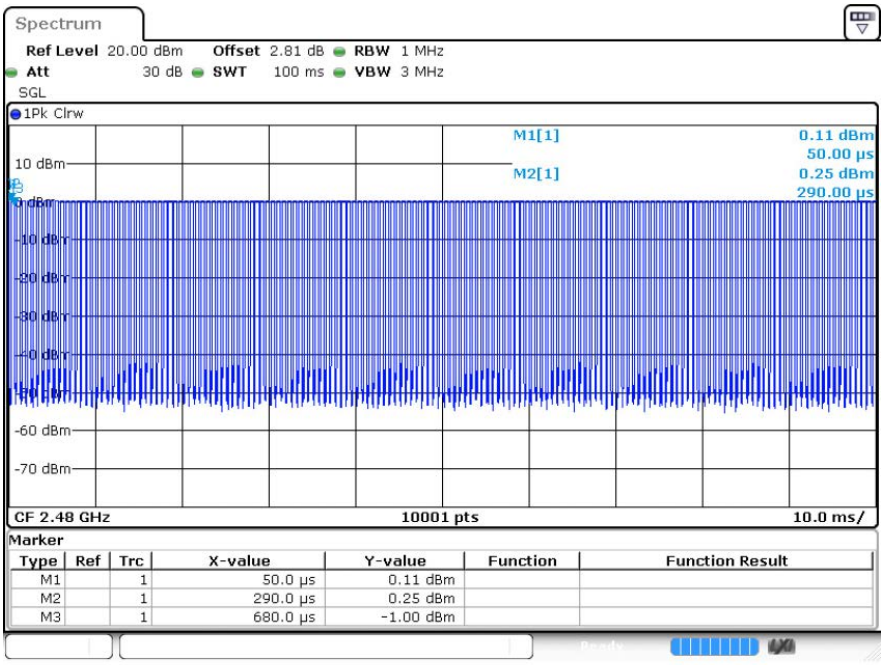

BLE 2M 2402MHz

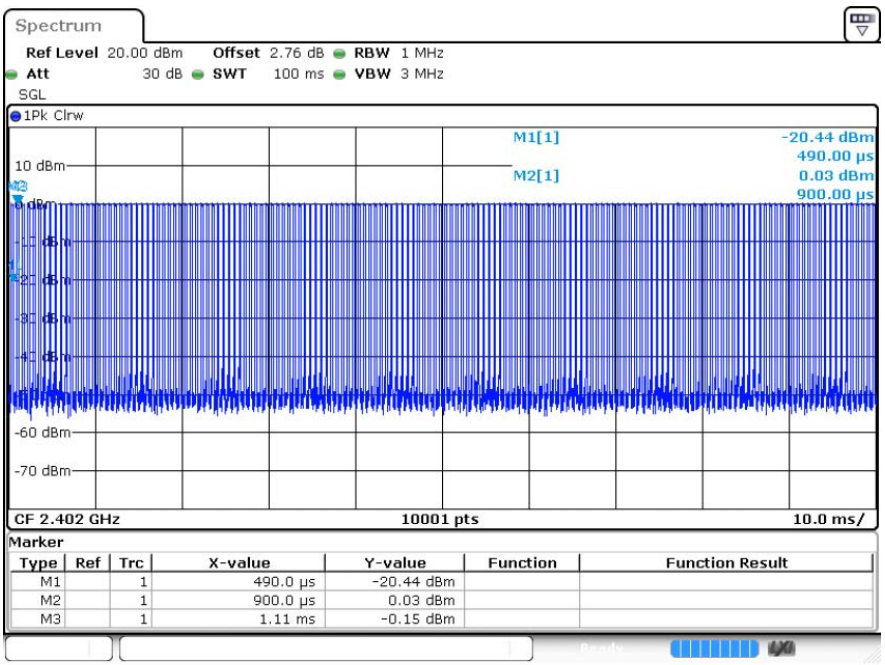

BLE 2M 2440MHz

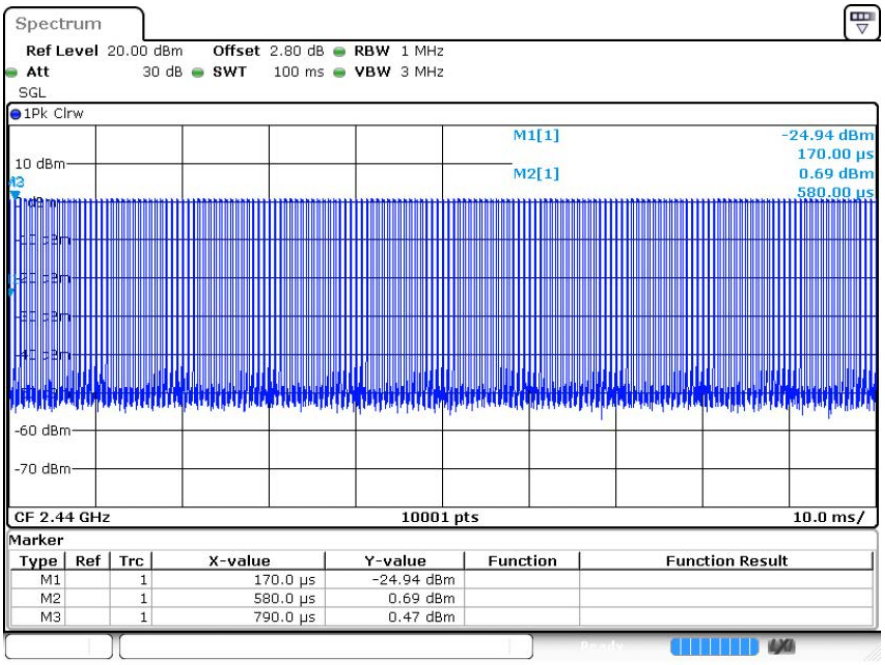

BLE 2M 2480MHz

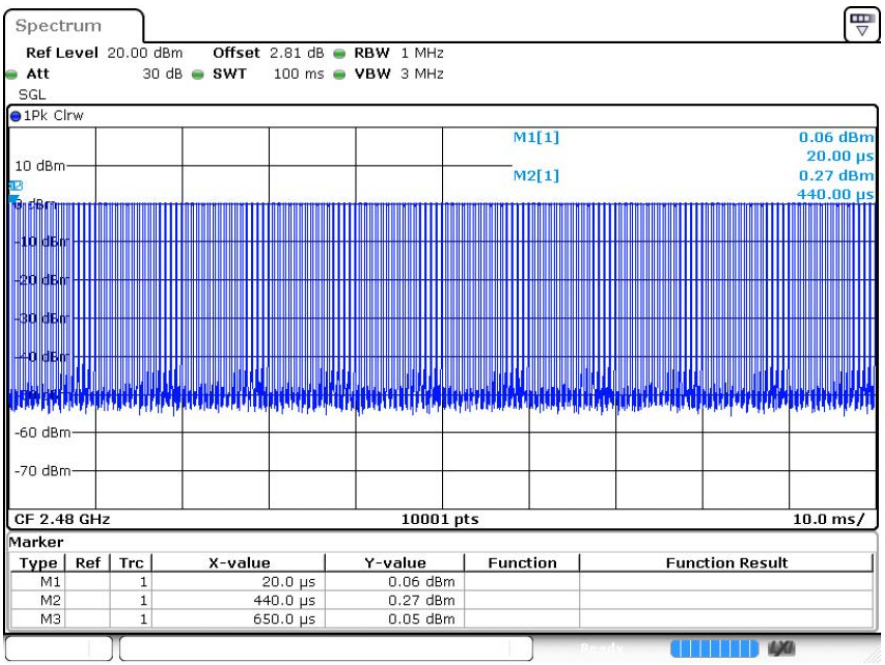

2 Maximum Conducted Output Power

2.1 Test Result

Mode	Frequency (MHz)	Conducted Power (dBm)	Limit (dBm)	Verdict
BLE 1M	2402	0.07	30	Pass
BLE 1M	2440	0.7	30	Pass
BLE 1M	2480	0.25	30	Pass
BLE 2M	2402	0.09	30	Pass
BLE 2M	2440	0.75	30	Pass
BLE 2M	2480	0.28	30	Pass

2.2 Test Graphs

Test Graphs
BLE 1M 2402MHz

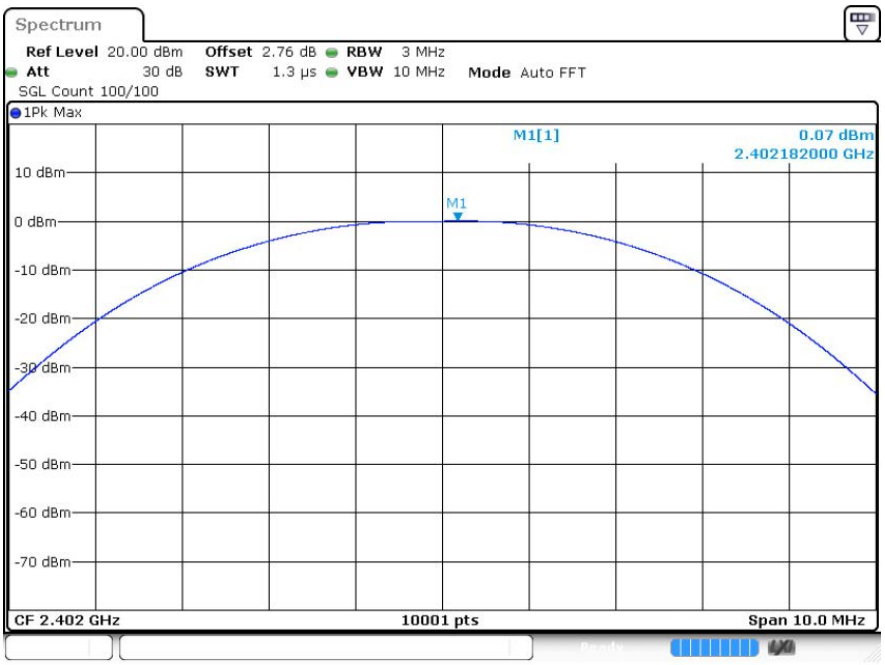

BLE 1M 2440MHz

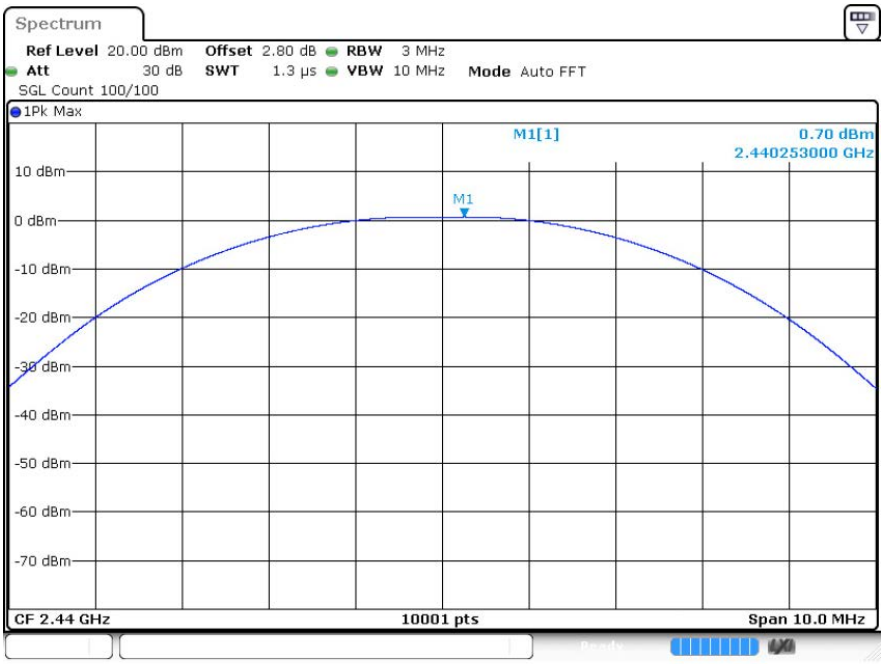

BLE 1M 2480MHz

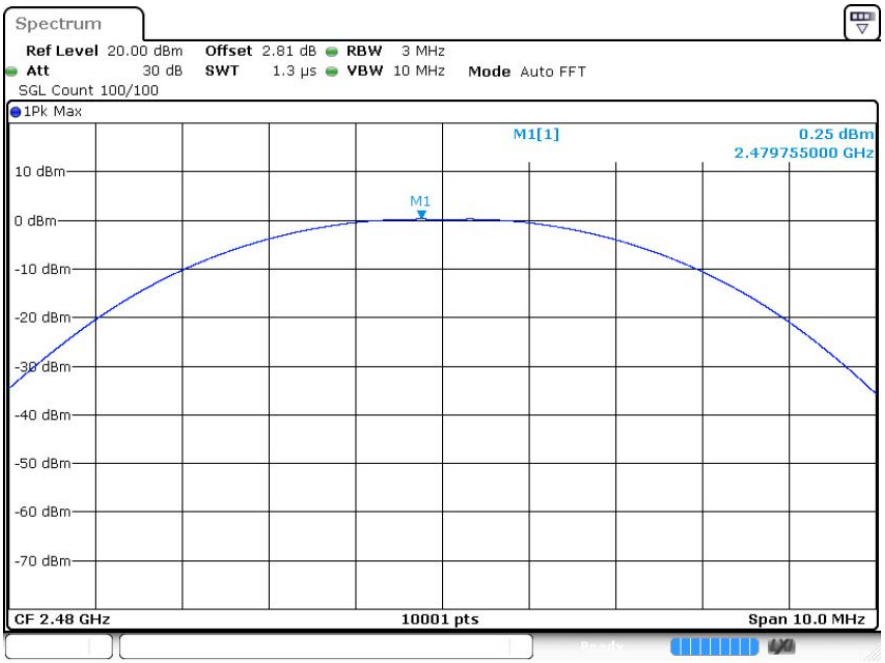

BLE 2M 2402MHz

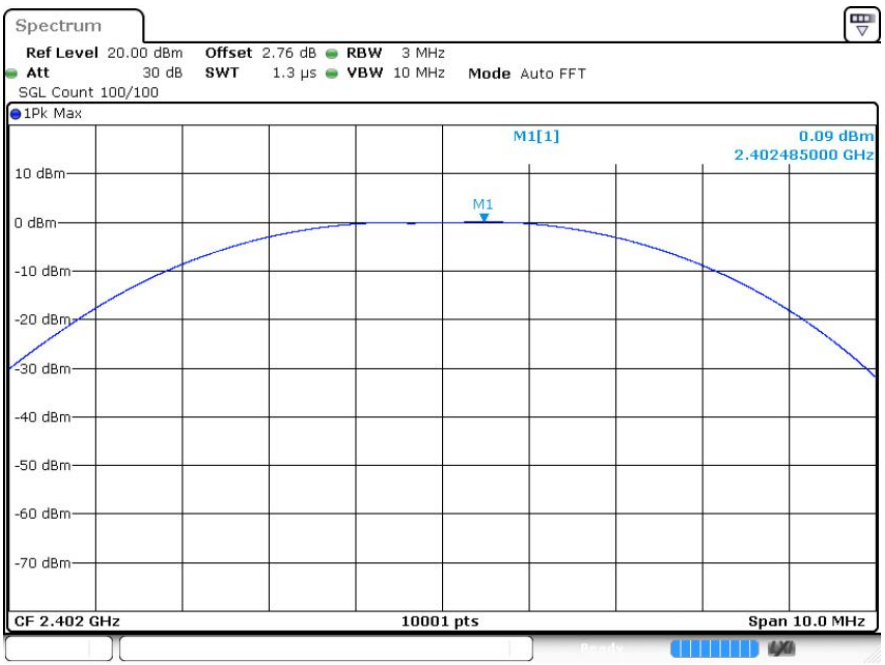

BLE 2M 2440MHz

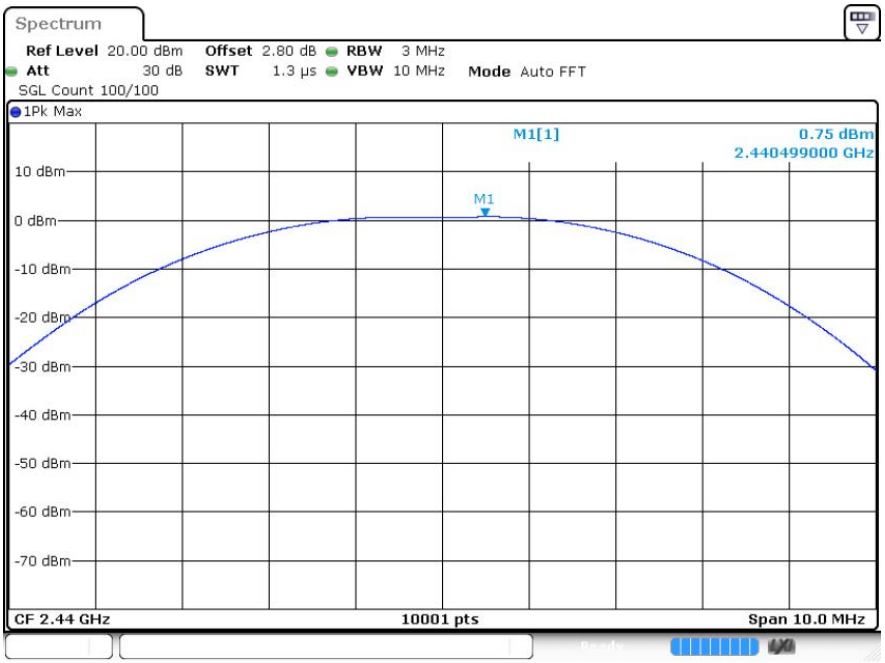

BLE 2M 2480MHz

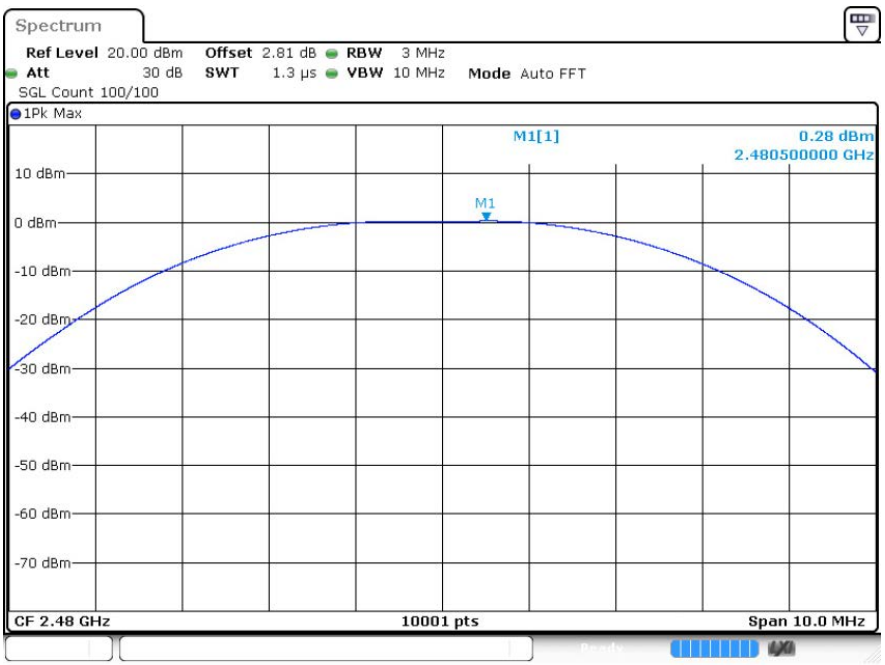

3 -6dB Bandwidth

3.1 Test Result

Mode	Frequency (MHz)	-6 dB Bandwidth (MHz)	Limit -6 dB Bandwidth (MHz)	Verdict
BLE 1M	2402	0.653	0.5	Pass
BLE 1M	2440	0.655	0.5	Pass
BLE 1M	2480	0.67	0.5	Pass
BLE 2M	2402	1.014	0.5	Pass
BLE 2M	2440	1.114	0.5	Pass
BLE 2M	2480	0.954	0.5	Pass

3.2 Test Graphs

Test Graphs

BLE 1M 2402MHz

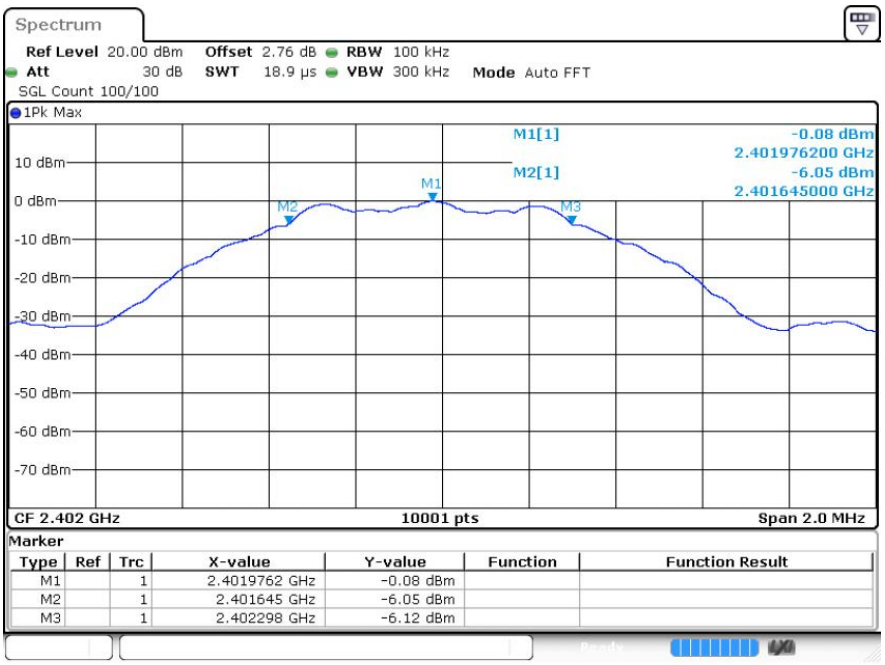

BLE 1M 2440MHz

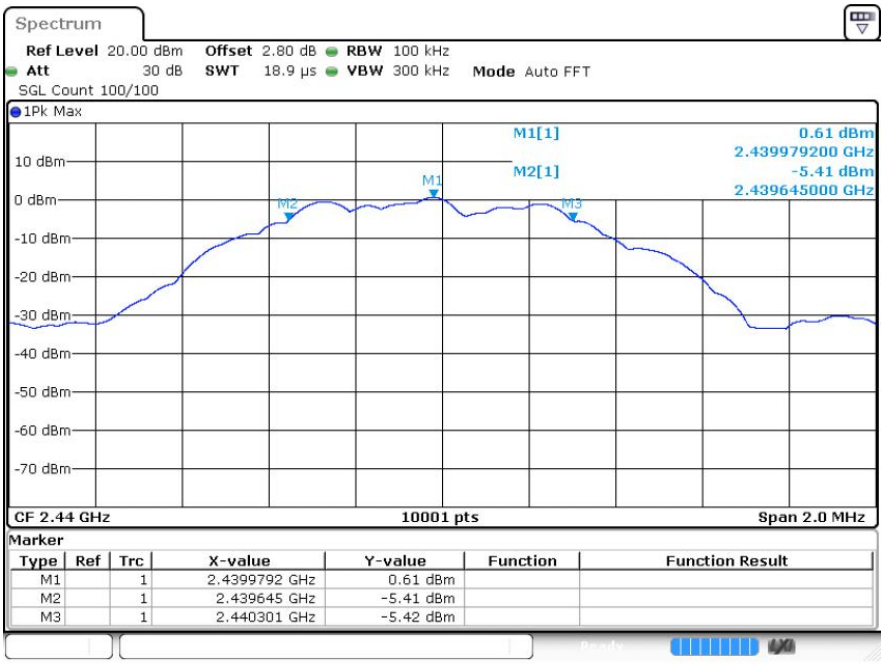

BLE 1M 2480MHz

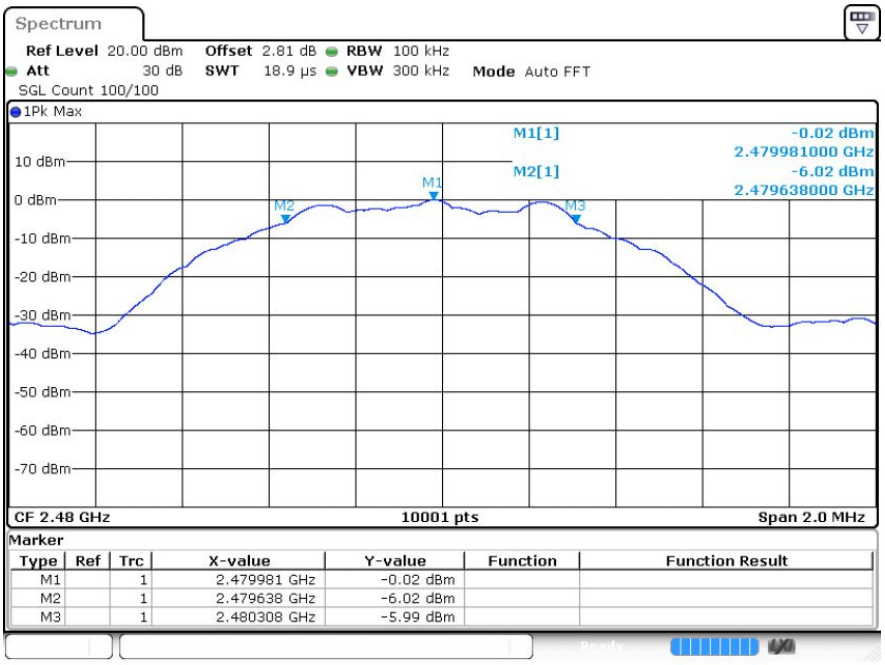

BLE 2M 2402MHz

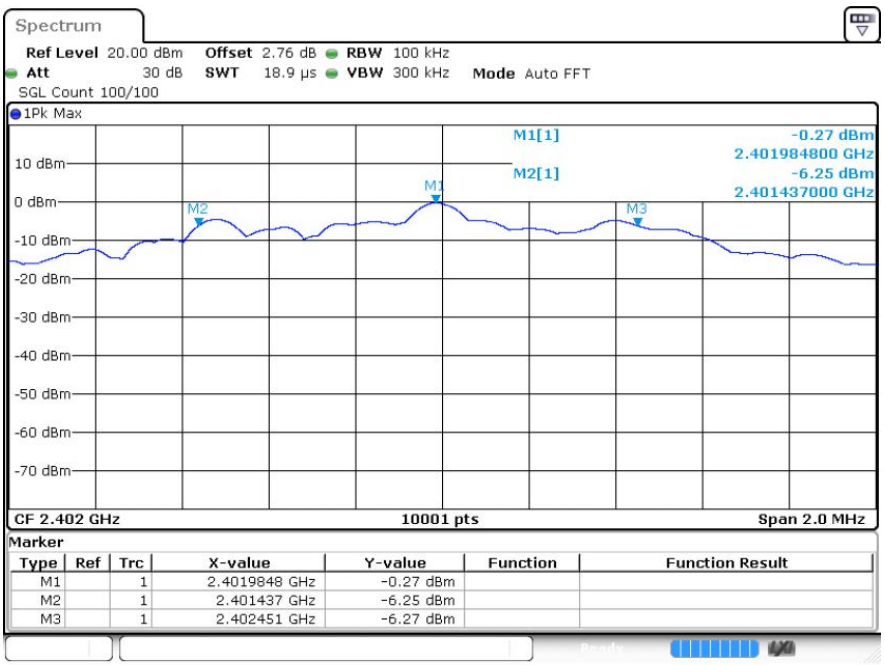

BLE 2M 2440MHz

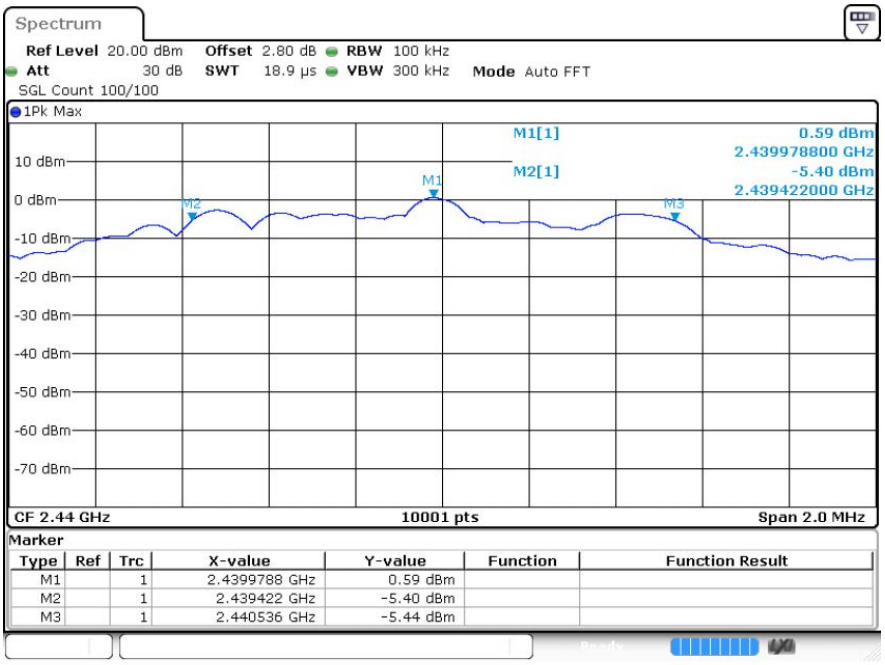

BLE 2M 2480MHz

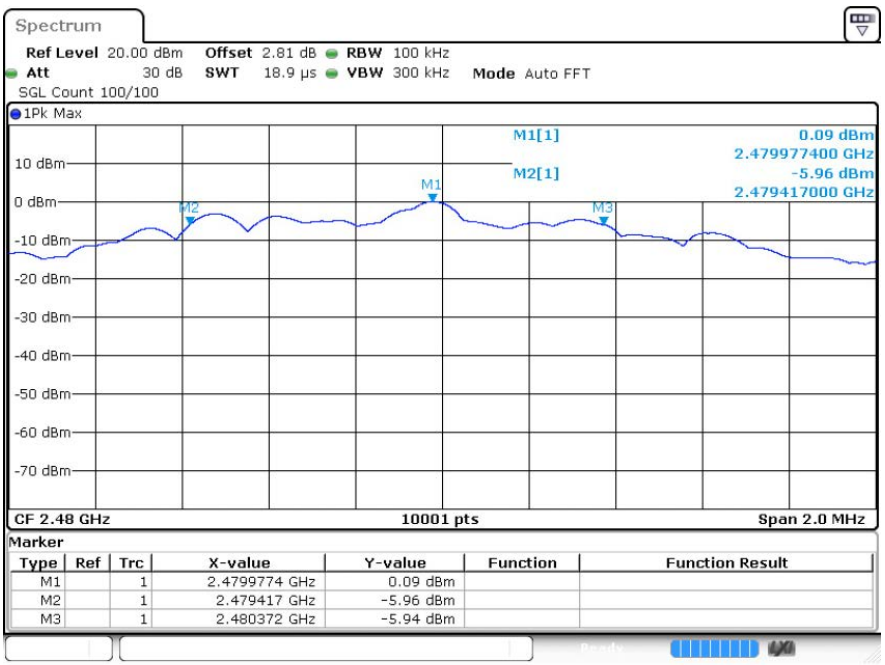

4 Maximum Power Spectral Density Level

4.1 Test Result

Mode	Frequency (MHz)	Conducted PSD (dBm/3-100kHz)	Limit (dBm/3kHz)	Verdict
BLE 1M	2402	-15.27	≤8	Pass
BLE 1M	2440	-14.74	≤8	Pass
BLE 1M	2480	-15.38	≤8	Pass
BLE 2M	2402	-17.81	≤8	Pass
BLE 2M	2440	-17.34	≤8	Pass
BLE 2M	2480	-17.41	≤8	Pass

4.2 Test Graphs

Test Graphs
BLE 1M 2402MHz

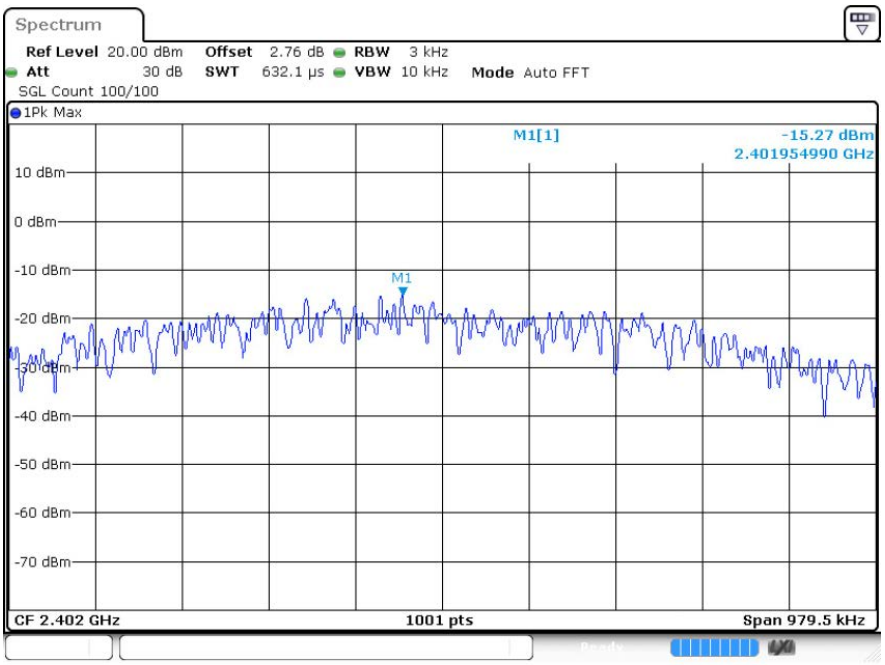

BLE 1M 2440MHz

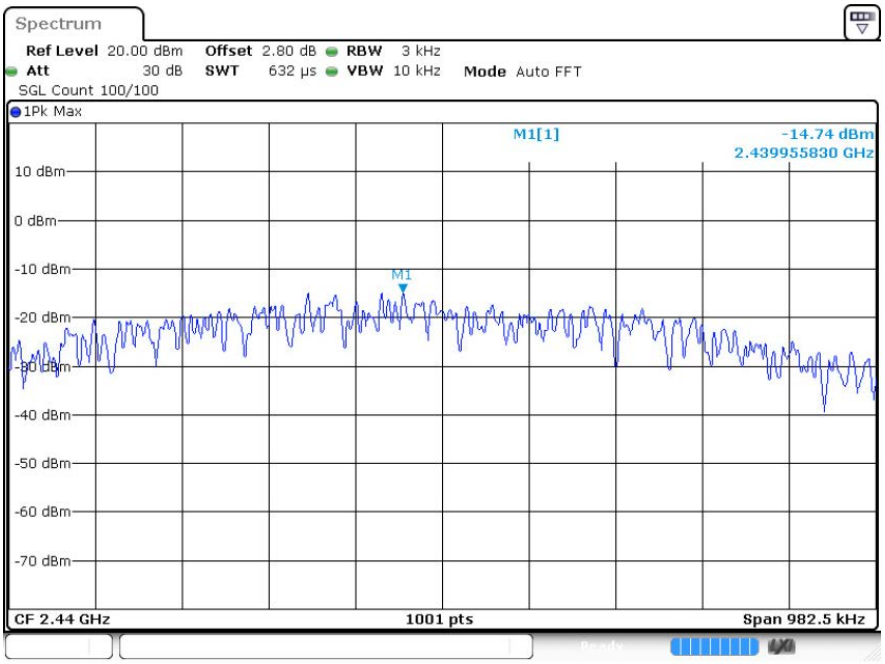

BLE 1M 2480MHz

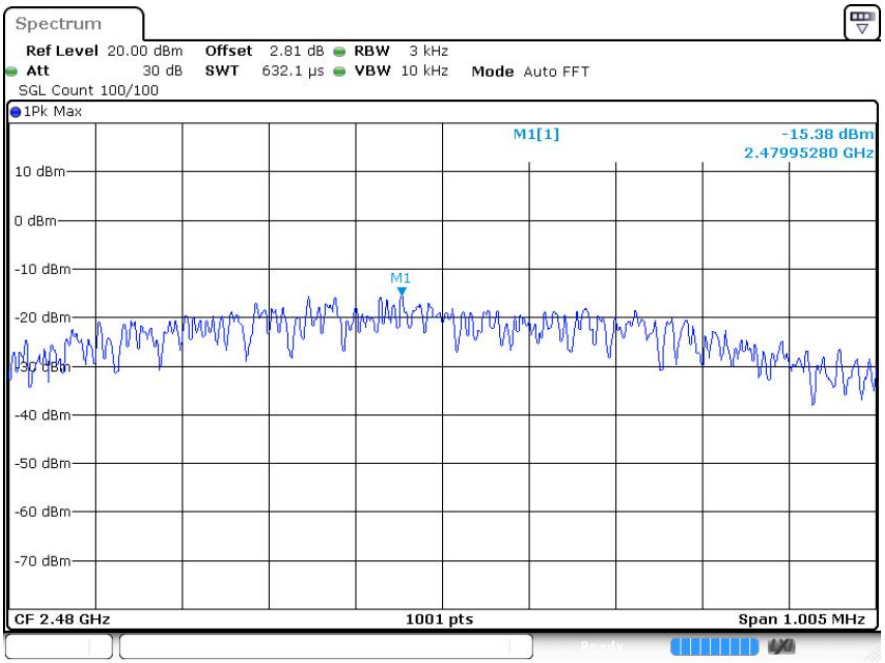

BLE 2M 2402MHz

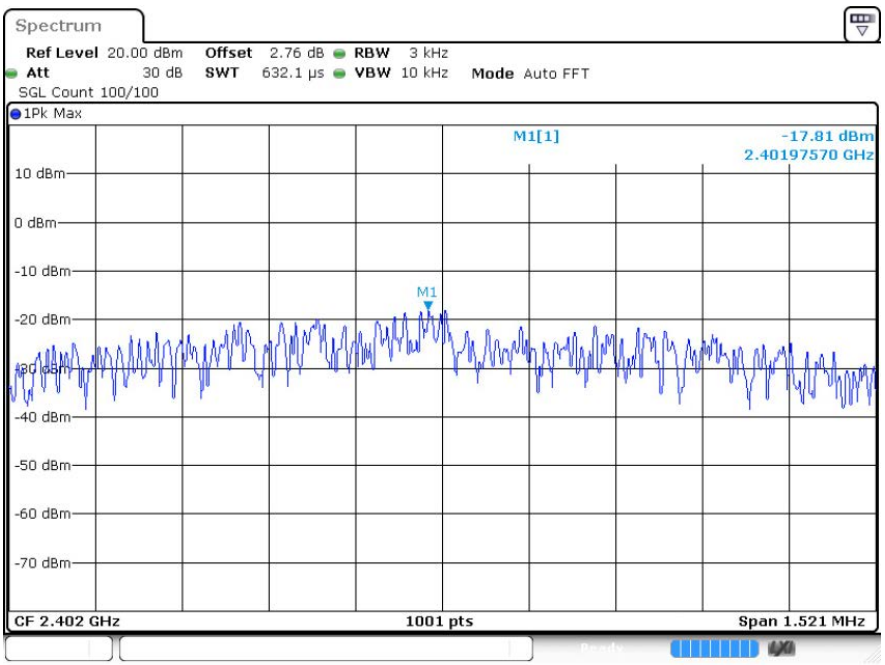

BLE 2M 2440MHz

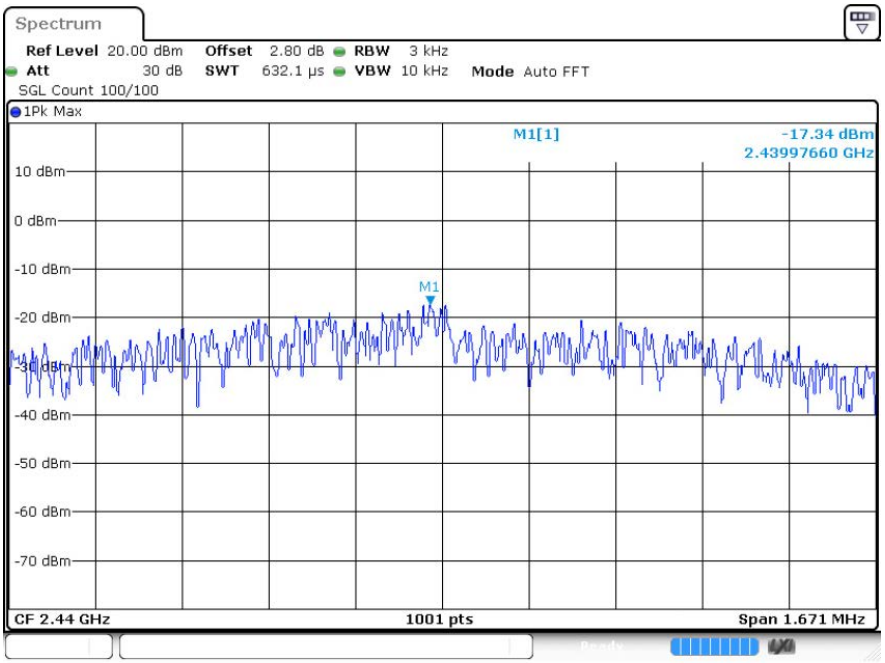

BLE 2M 2480MHz

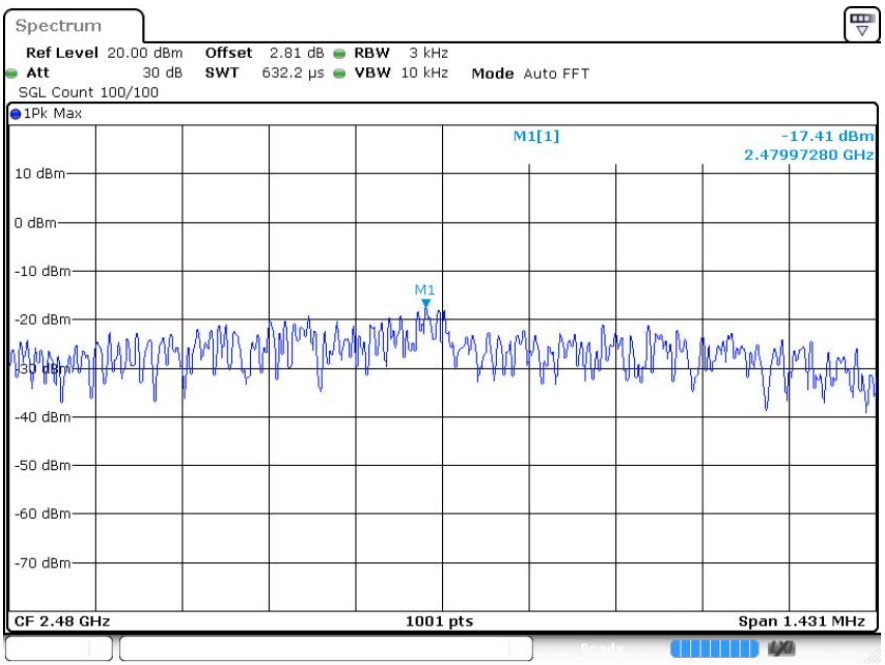

5 Band Edge

5.1 Test Result

Mode	Frequency (MHz)	Max Value (dBc)	Limit (dBc)	Verdict
BLE 1M	2402	-55.6	-20	Pass
BLE 1M	2480	-47.82	-20	Pass
BLE 2M	2402	-54.52	-20	Pass
BLE 2M	2480	-45.02	-20	Pass

5.2 Test Graphs

Test Graphs

BLE 1M 2402MHz Ref

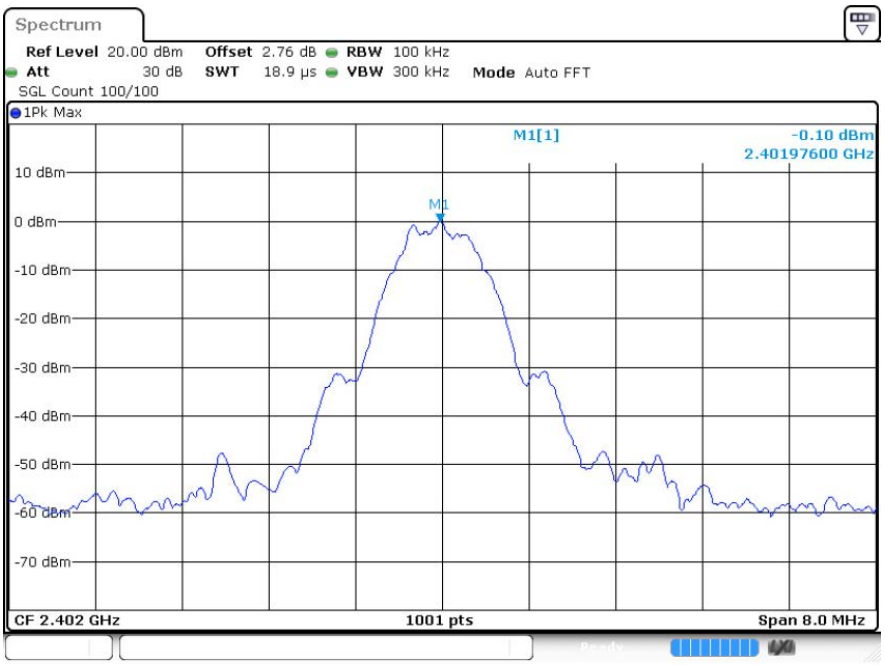

BLE 1M 2402MHz Emission

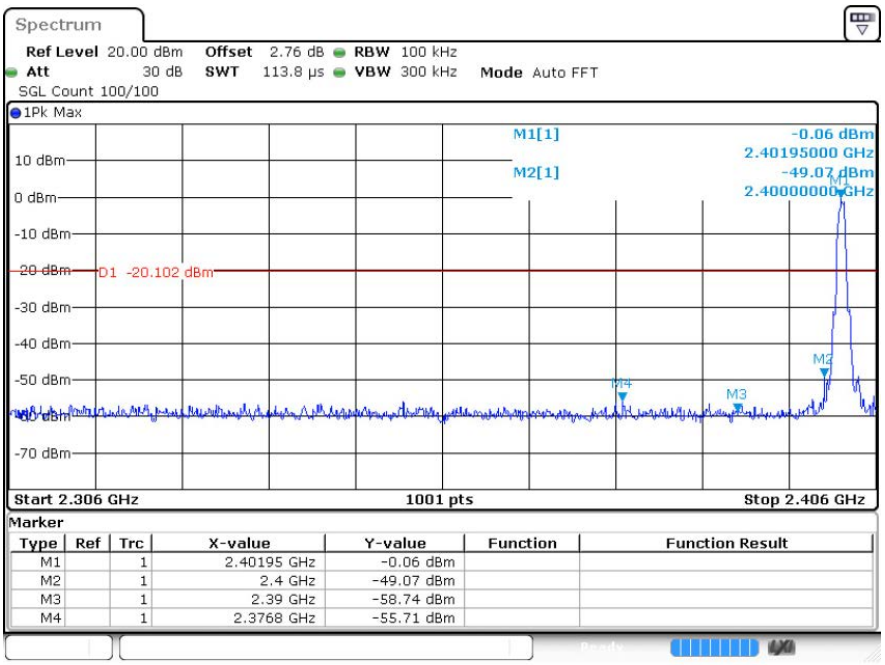

BLE 1M 2480MHz Ref

BLE 1M 2480MHz Emission

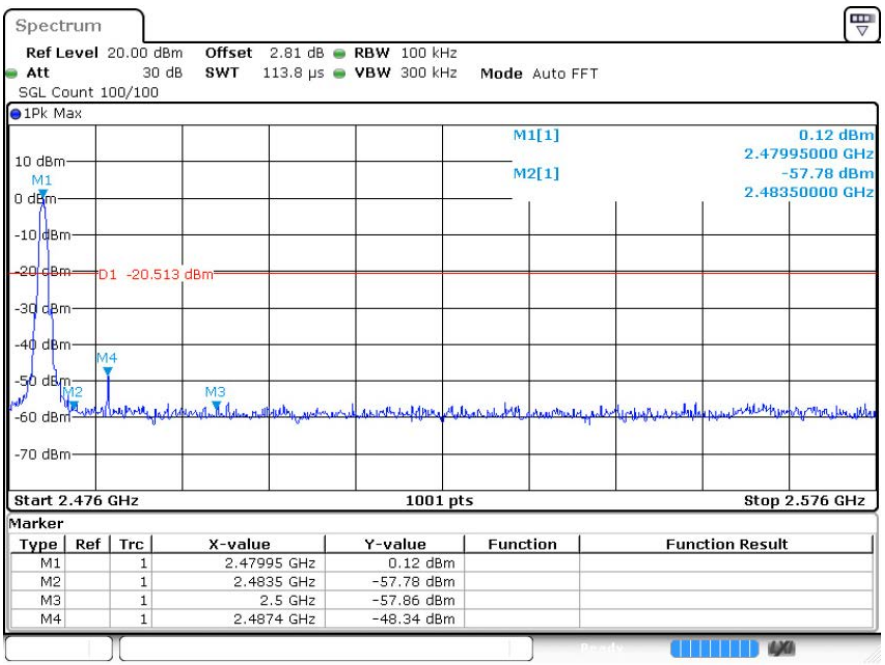

Marker

Type	Ref	Trc	X-value	Y-value	Function	Function Result
M1		1	2.47995 GHz	0.12 dBm		
M2		1	2.4835 GHz	-57.78 dBm		
M3		1	2.5 GHz	-57.86 dBm		
M4		1	2.4874 GHz	-48.34 dBm		

BLE 2M 2402MHz Ref

BLE 2M 2402MHz Emission

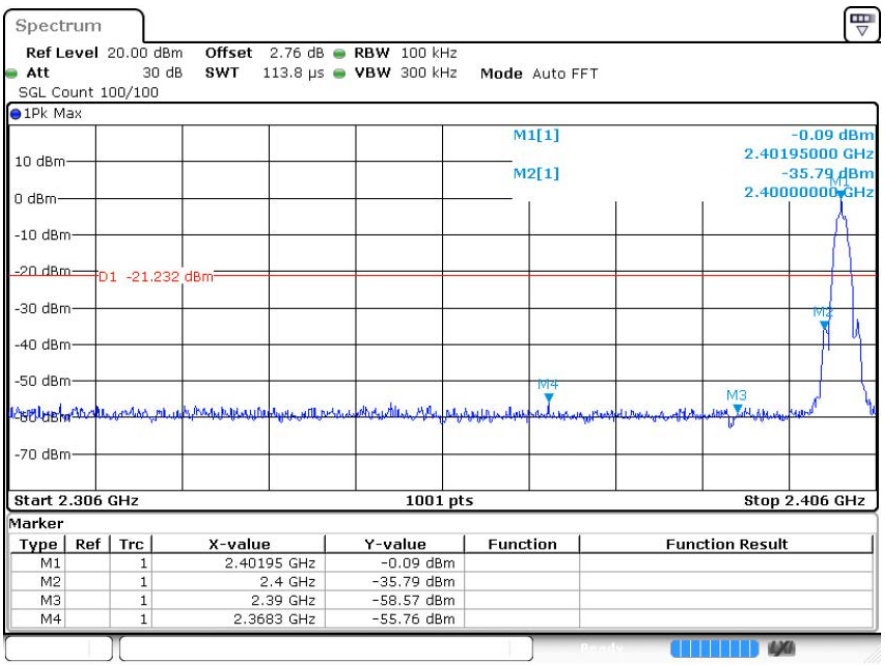

Marker

Type	Ref	Trc	X-value	Y-value	Function	Function Result
M1		1	2.40195 GHz	-0.09 dBm		
M2		1	2.4 GHz	-35.79 dBm		
M3		1	2.39 GHz	-58.57 dBm		
M4		1	2.3683 GHz	-55.76 dBm		

BLE 2M 2480MHz Ref

BLE 2M 2480MHz Emission

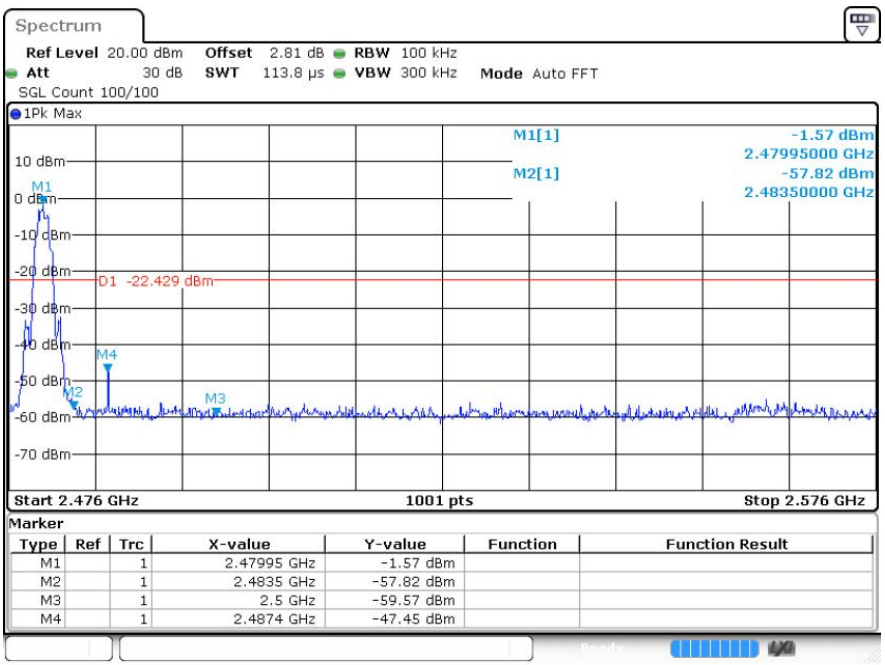

Marker

Type	Ref	Trc	X-value	Y-value	Function	Function Result
M1		1	2.47995 GHz	-1.57 dBm		
M2		1	2.4835 GHz	-57.82 dBm		
M3		1	2.5 GHz	-59.57 dBm		
M4		1	2.4874 GHz	-47.45 dBm		

6 Conducted RF Spurious Emission

6.1 Test Result

Mode	Frequency (MHz)	Max Value (dBc)	Limit (dBc)	Verdict
BLE 1M	2402	-42.65	-20	Pass
BLE 1M	2440	-41.95	-20	Pass
BLE 1M	2480	-42.48	-20	Pass
BLE 2M	2402	-42.93	-20	Pass
BLE 2M	2440	-41.01	-20	Pass
BLE 2M	2480	-42.44	-20	Pass

6.2 Test Graphs

Test Graphs

BLE 1M 2402MHz Ref

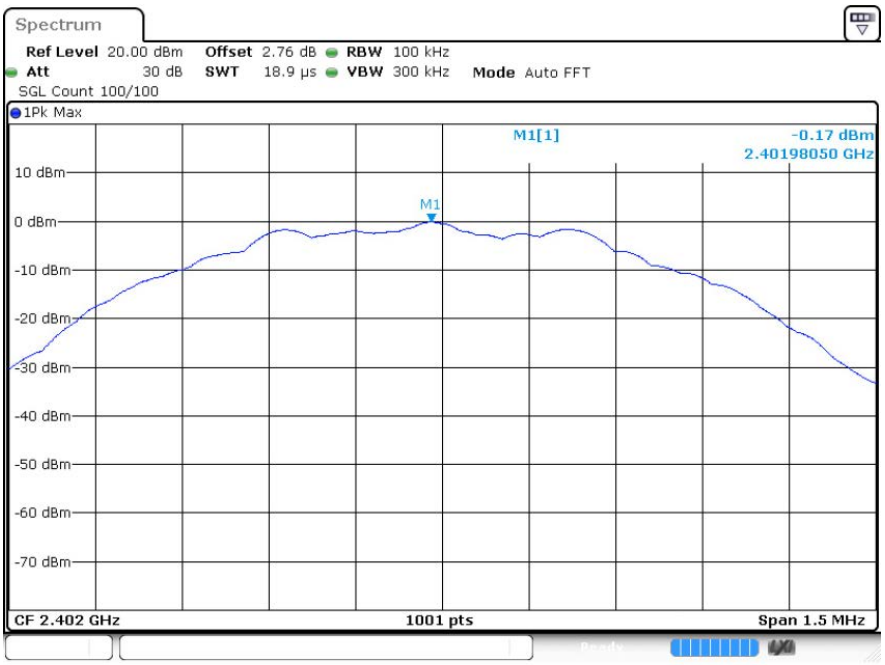

BLE 1M 2402MHz Emission

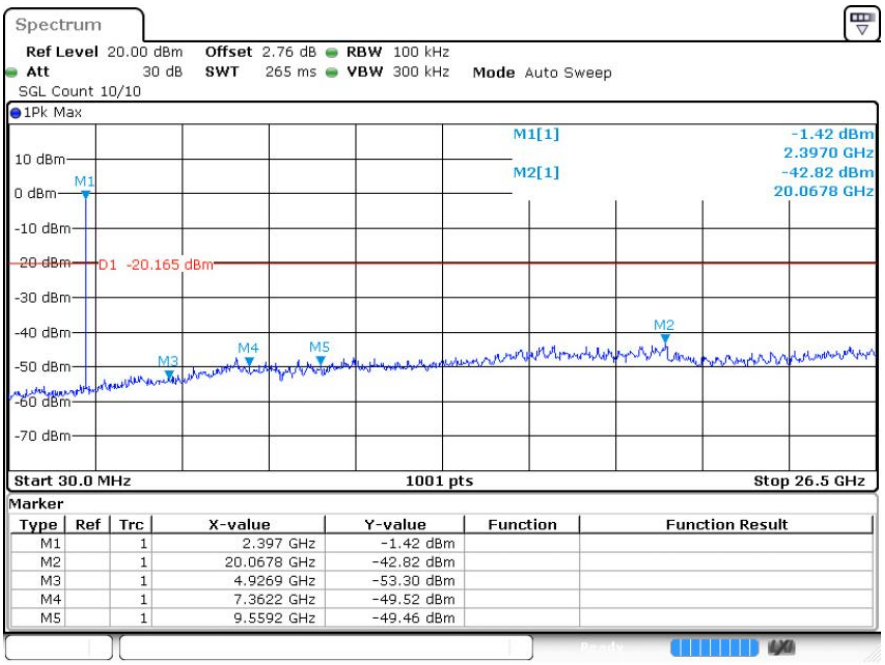

Marker

Type	Ref	Trc	X-value	Y-value	Function	Function Result
M1		1	2.397 GHz	-1.42 dBm		
M2		1	20.0678 GHz	-42.82 dBm		
M3		1	4.9269 GHz	-53.30 dBm		
M4		1	7.3622 GHz	-49.52 dBm		
M5		1	9.5592 GHz	-49.46 dBm		

BLE 1M 2440MHz Ref

BLE 1M 2440MHz Emission

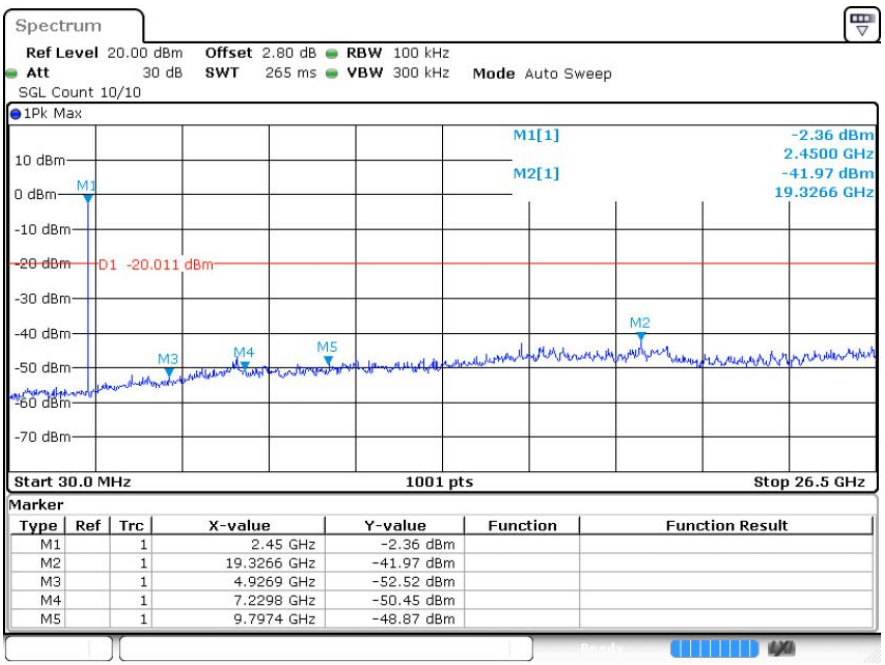

BLE 1M 2480MHz Ref

BLE 1M 2480MHz Emission

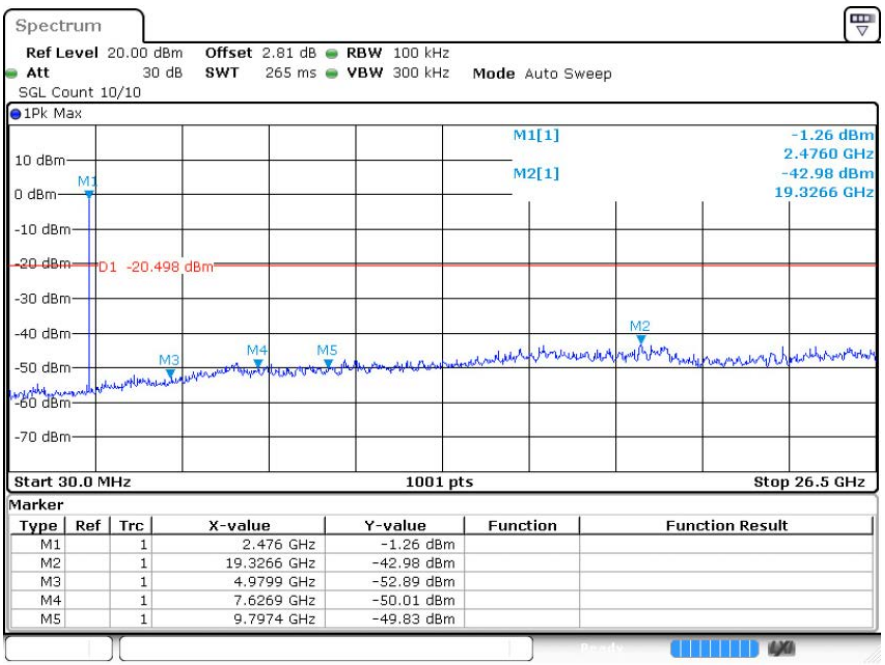

Marker

Type	Ref	Trc	X-value	Y-value	Function	Function Result
M1		1	2.476 GHz	-1.26 dBm		
M2		1	19.3266 GHz	-42.98 dBm		
M3		1	4.9799 GHz	-52.89 dBm		
M4		1	7.6269 GHz	-50.01 dBm		
M5		1	9.7974 GHz	-49.83 dBm		

BLE 2M 2402MHz Ref

BLE 2M 2402MHz Emission

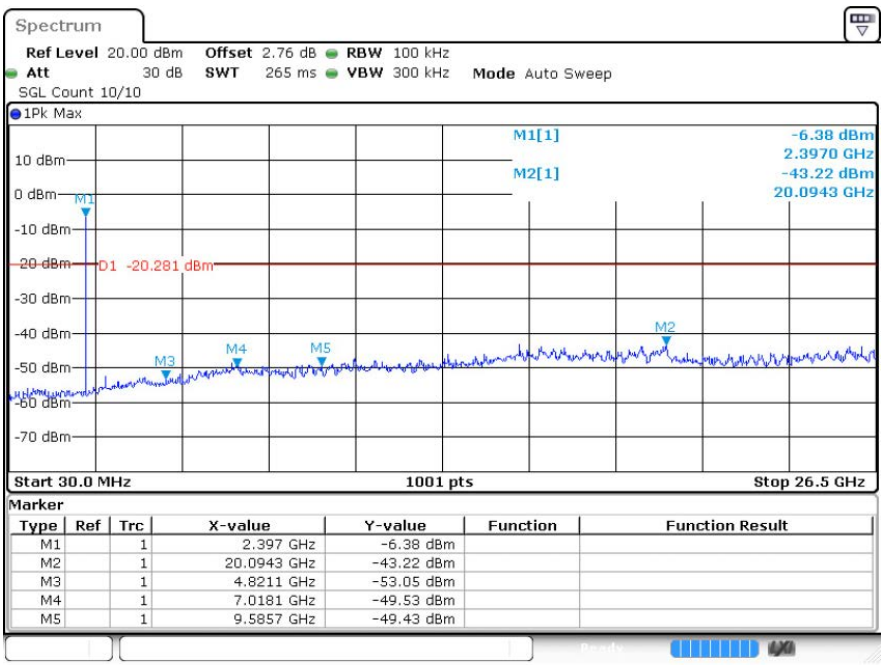

BLE 2M 2440MHz Ref

BLE 2M 2440MHz Emission

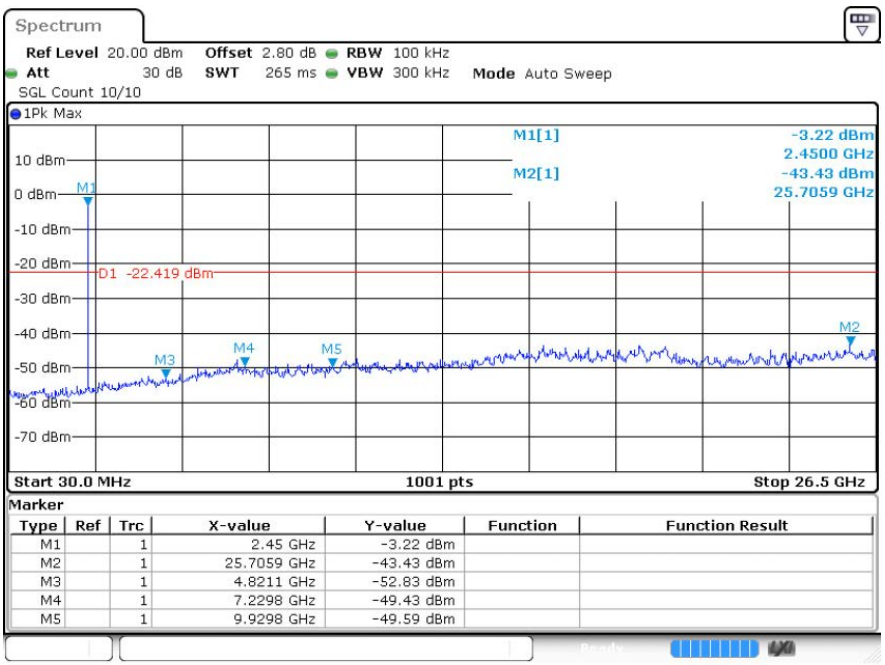

BLE 2M 2480MHz Ref

BLE 2M 2480MHz Emission

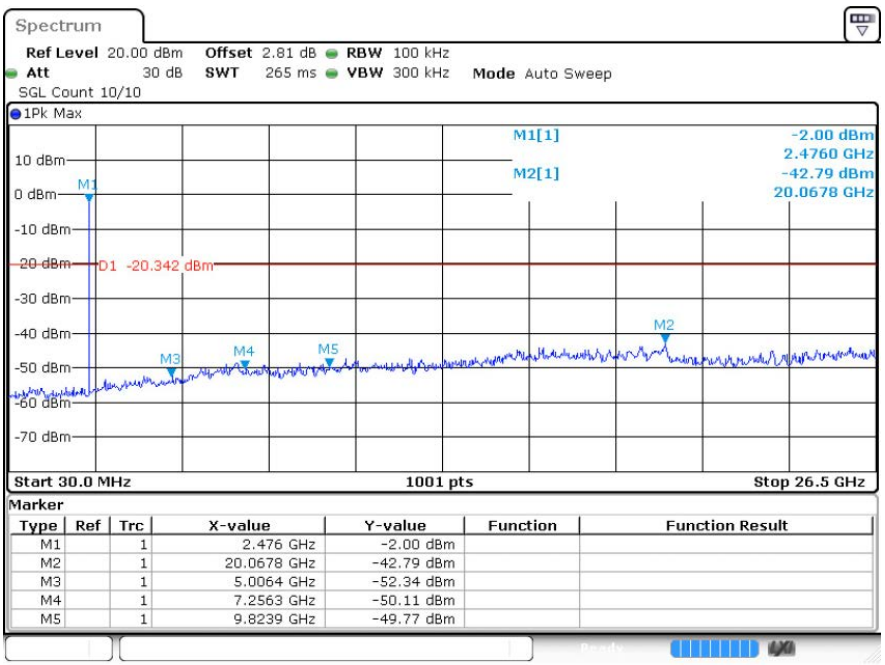

7 Restrict Band

7.1 Test Result

Mode	Frequency (MHz)	Spur Freq (MHz)	Power (dBm)	Gain (dBi)	Duty Factor	E (dBuV/m)	Detector	Limit (dBuV/m)	Verdict
BLE 1M	2402	2310	-50.79	2	-	46.47	Peak	74	Pass
BLE 1M	2402	2310	-56.1	2	1.91	43.07	Average	54	Pass
BLE 1M	2402	2338.896	-45.58	2	-	51.68	Peak	74	Pass
BLE 1M	2402	2339.472	-54.38	2	1.91	44.79	Average	54	Pass
BLE 1M	2402	2390	-50.47	2	-	46.79	Peak	74	Pass
BLE 1M	2402	2390	-56.45	2	1.91	42.72	Average	54	Pass
BLE 1M	2480	2483.5	-45.96	2	-	51.3	Peak	74	Pass
BLE 1M	2480	2483.5	-55.55	2	1.94	43.65	Average	54	Pass
BLE 1M	2480	2483.896	-45.18	2	-	52.08	Peak	74	Pass
BLE 1M	2480	2483.512	-55.56	2	1.94	43.64	Average	54	Pass
BLE 1M	2480	2500	-50.2	2	-	47.06	Peak	74	Pass
BLE 1M	2480	2500	-56.78	2	1.94	42.42	Average	54	Pass
BLE 2M	2402	2310	-47.93	2	-	49.33	Peak	74	Pass
BLE 2M	2402	2310	-56.66	2	4.54	45.14	Average	54	Pass
BLE 2M	2402	2338.608	-46.02	2	-	51.24	Peak	74	Pass
BLE 2M	2402	2340.336	-54.53	2	4.54	47.27	Average	54	Pass
BLE 2M	2402	2390	-50.08	2	-	47.18	Peak	74	Pass
BLE 2M	2402	2390	-56.85	2	4.54	44.95	Average	54	Pass
BLE 2M	2480	2483.5	-46.12	2	-	51.14	Peak	74	Pass
BLE 2M	2480	2483.5	-55.8	2	4.57	46.03	Average	54	Pass
BLE 2M	2480	2487.448	-45.21	2	-	52.05	Peak	74	Pass
BLE 2M	2480	2487.4	-55.46	2	4.57	46.37	Average	54	Pass
BLE 2M	2480	2500	-50.38	2	-	46.88	Peak	74	Pass
BLE 2M	2480	2500	-56.25	2	4.57	45.58	Average	54	Pass

7.2 Test Graphs

Test Graphs

BLE 1M 2402MHz Peak

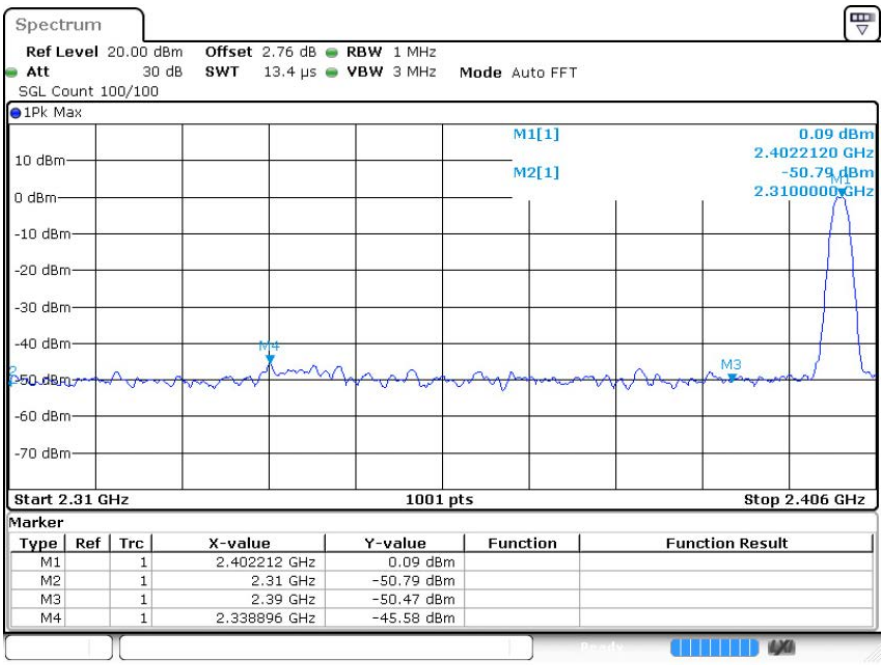

BLE 1M 2402MHz Average

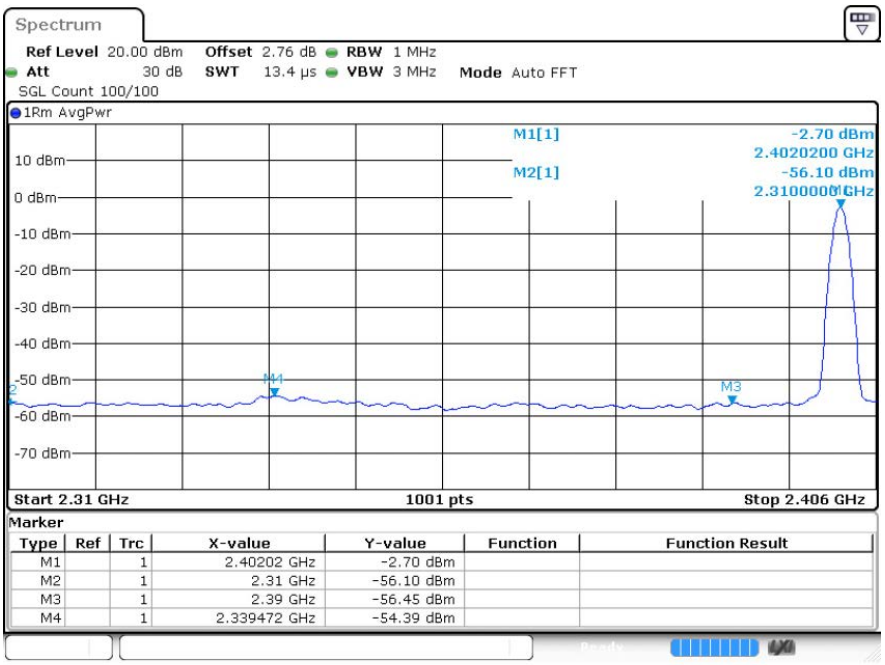

BLE 1M 2480MHz Peak

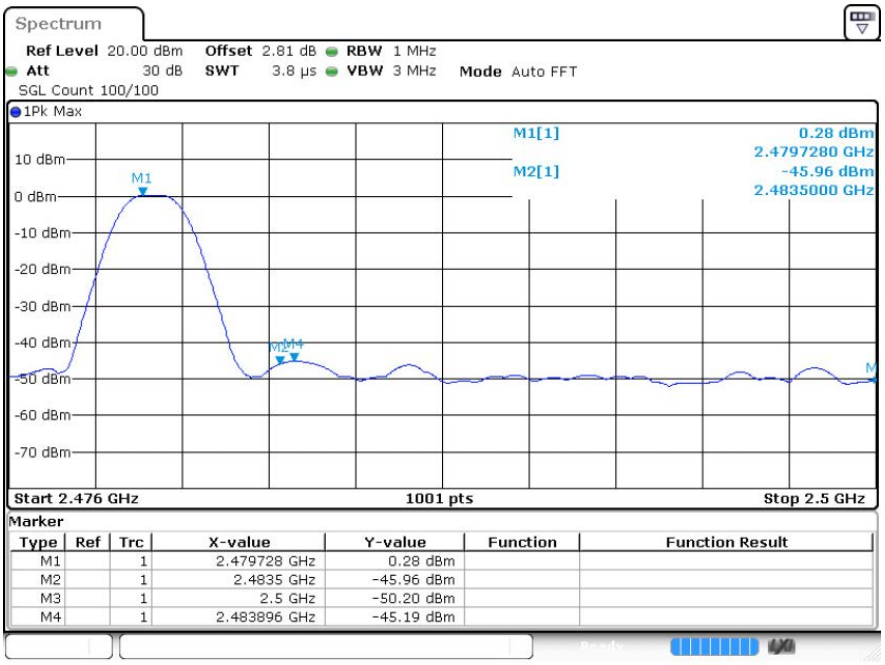

BLE 1M 2480MHz Average

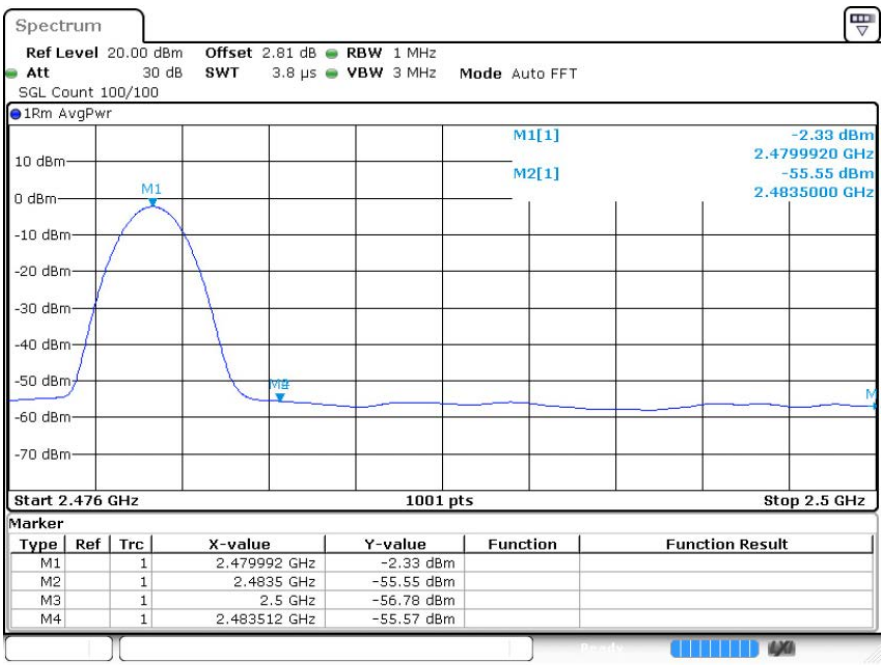

BLE 2M 2402MHz Peak

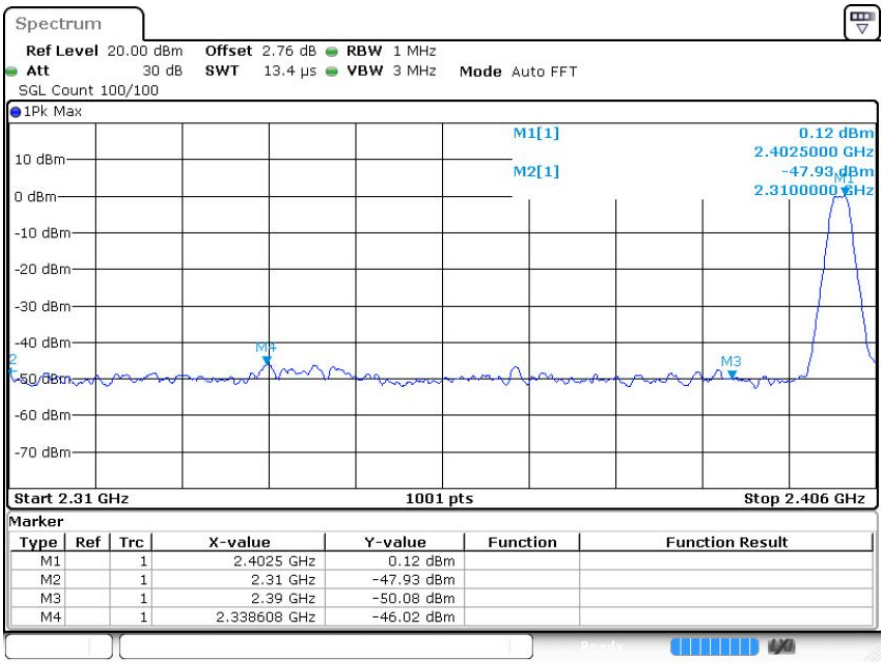

BLE 2M 2402MHz Average

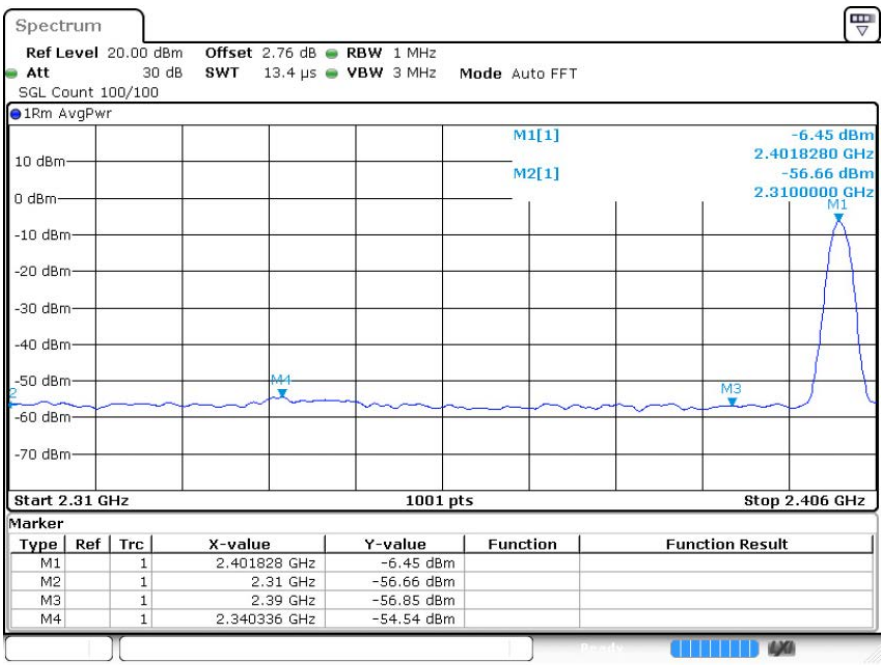

BLE 2M 2480MHz Peak

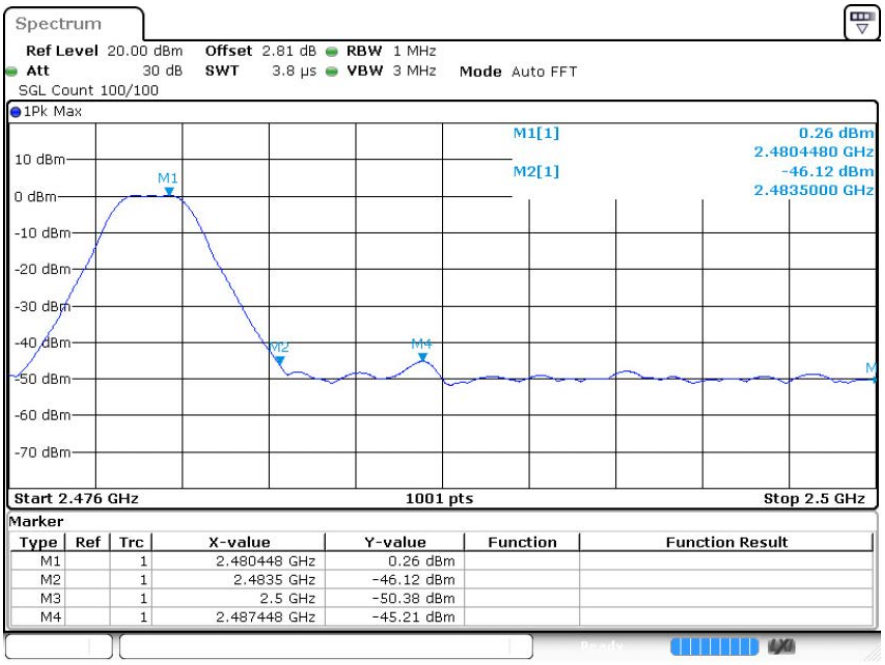

BLE 2M 2480MHz Average

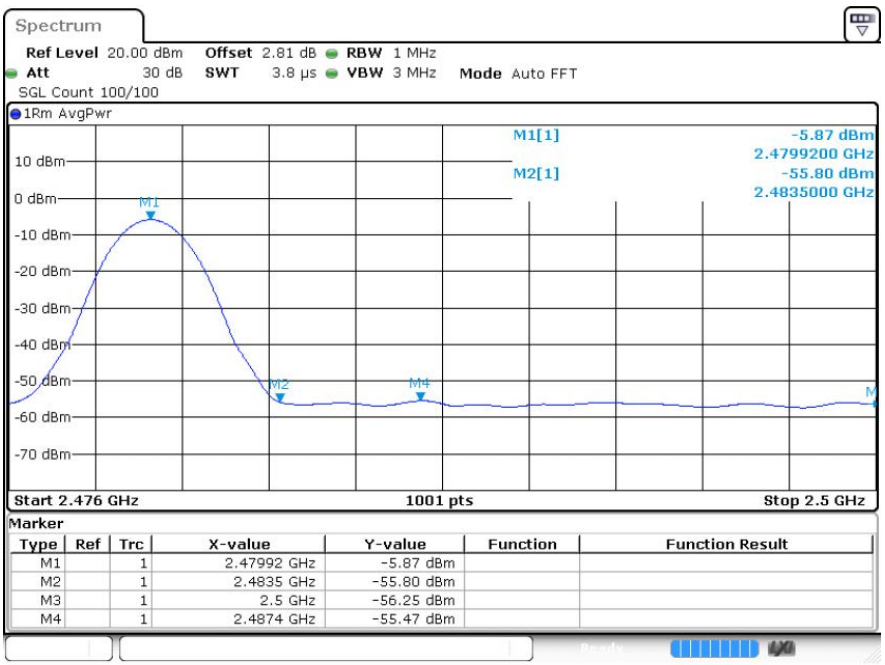

---The End---