OBW NVNT a 5240MHz Ant1

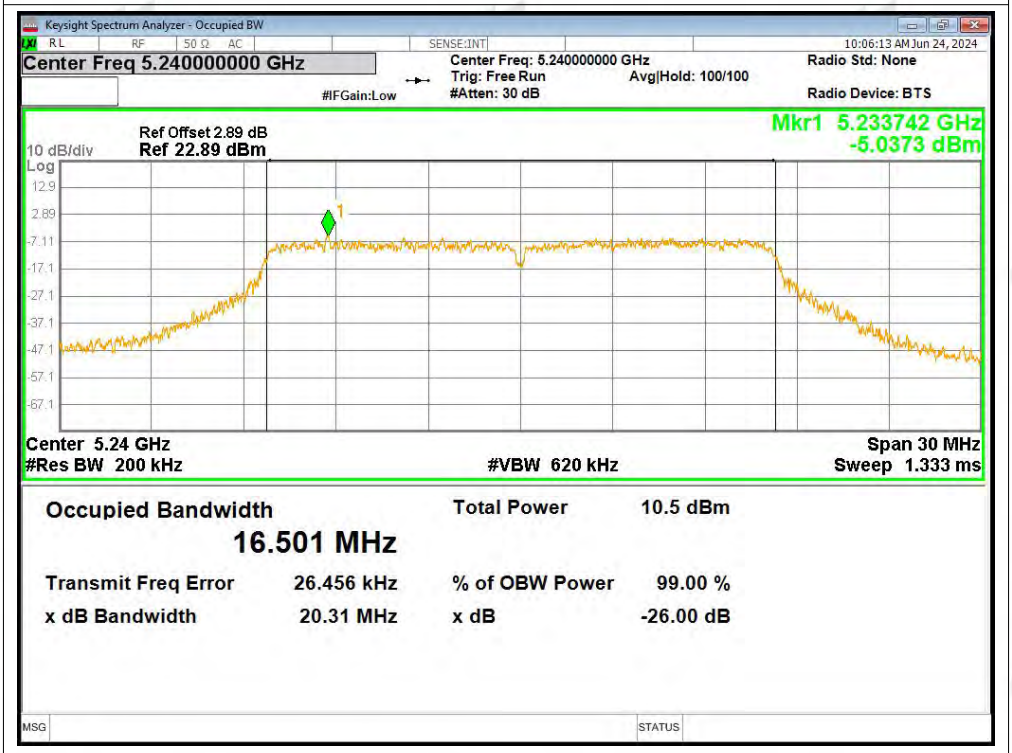

OBW NVNT a 5180MHz Ant2

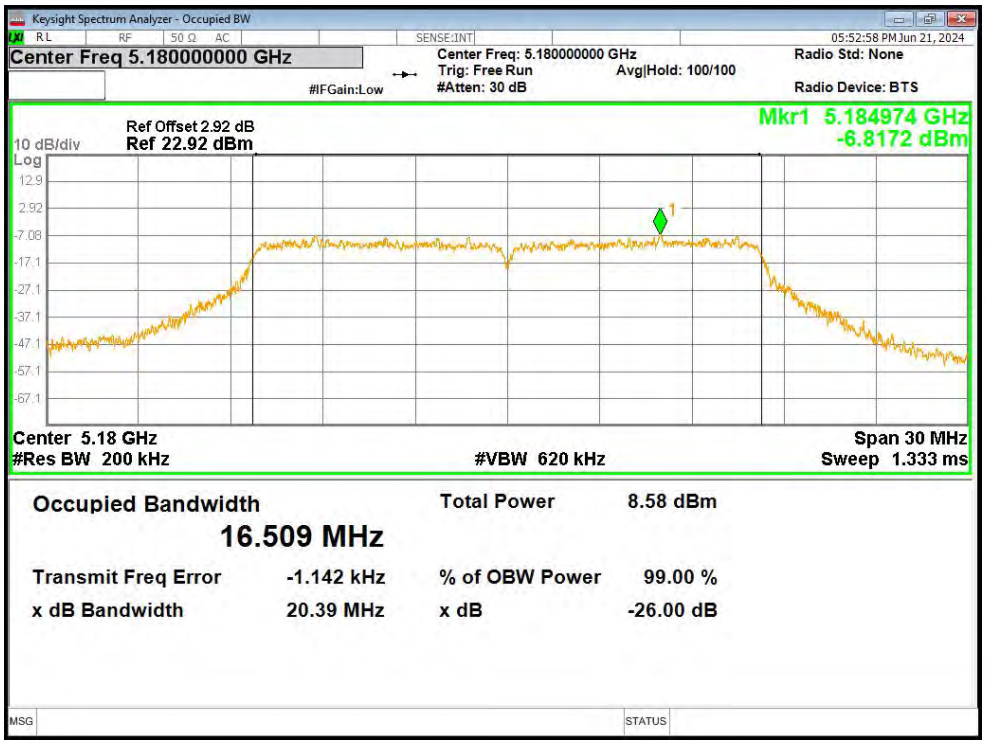

OBW NVNT a 5200MHz Ant2

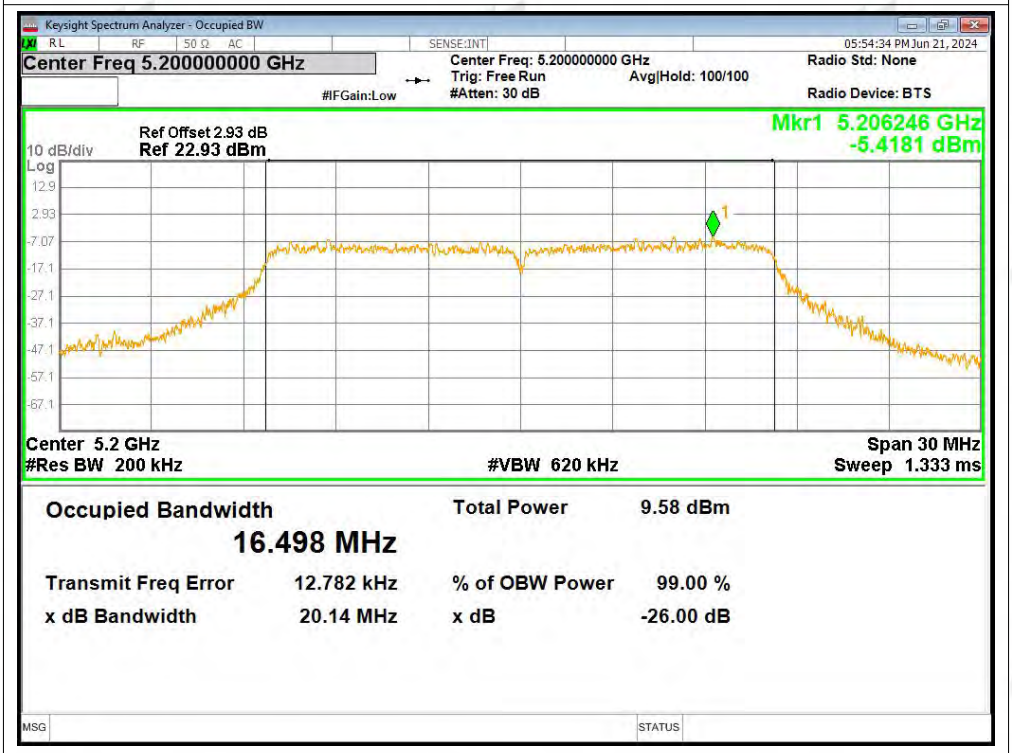

OBW NVNT a 5240MHz Ant2

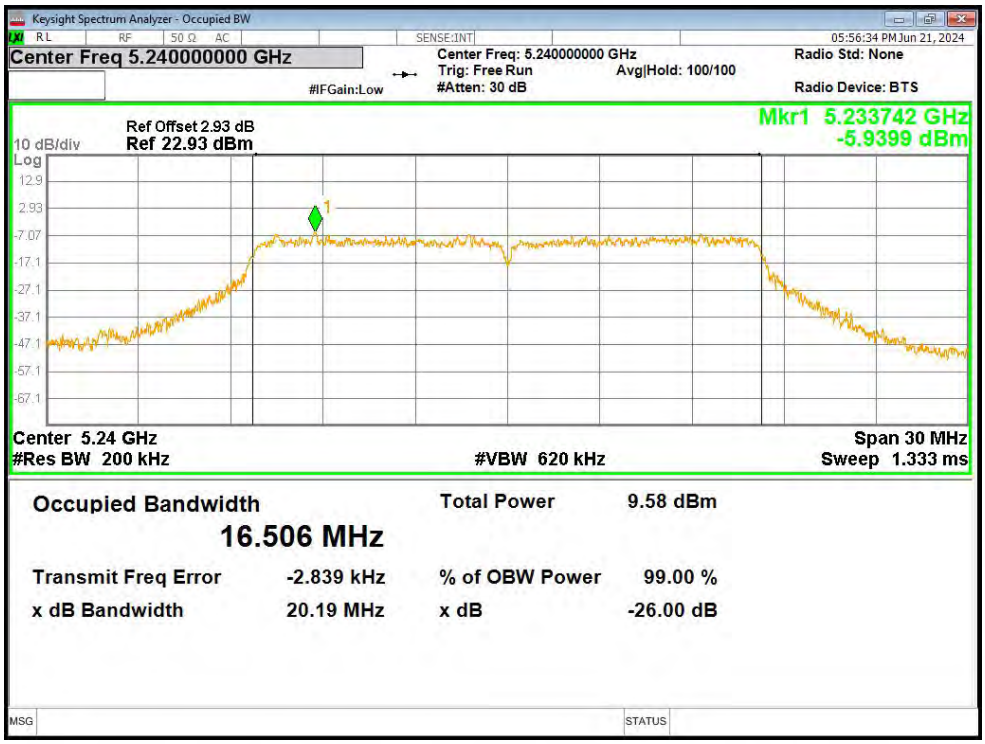

OBW NVNT n20 5180MHz Ant1

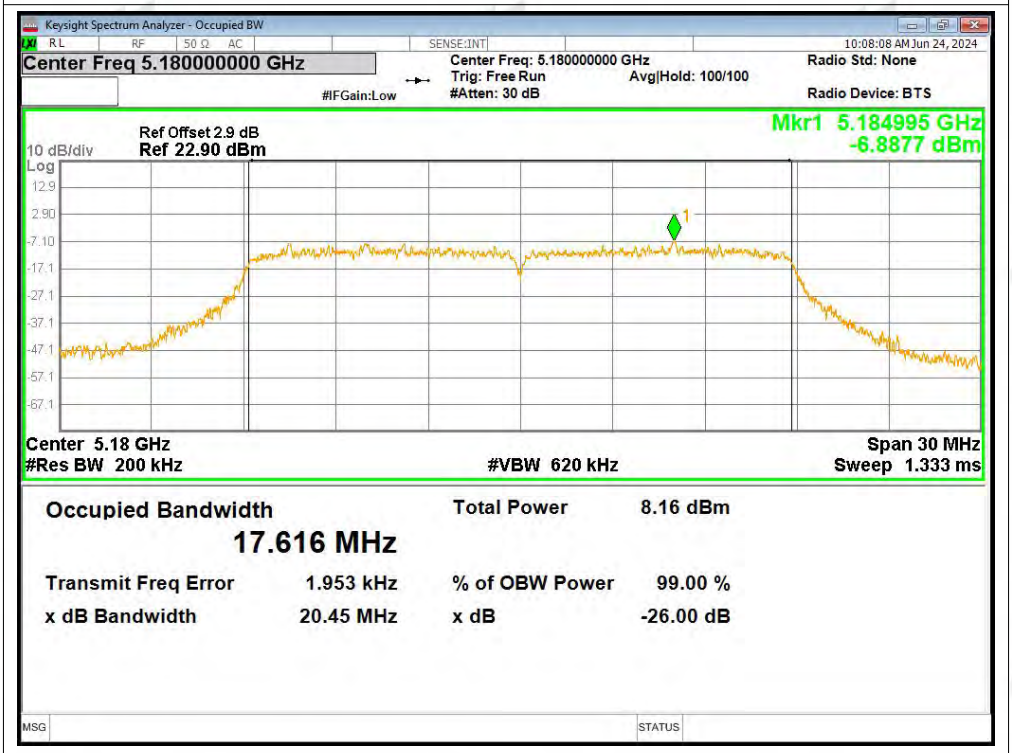

OBW NVNT n20 5200MHz Ant1

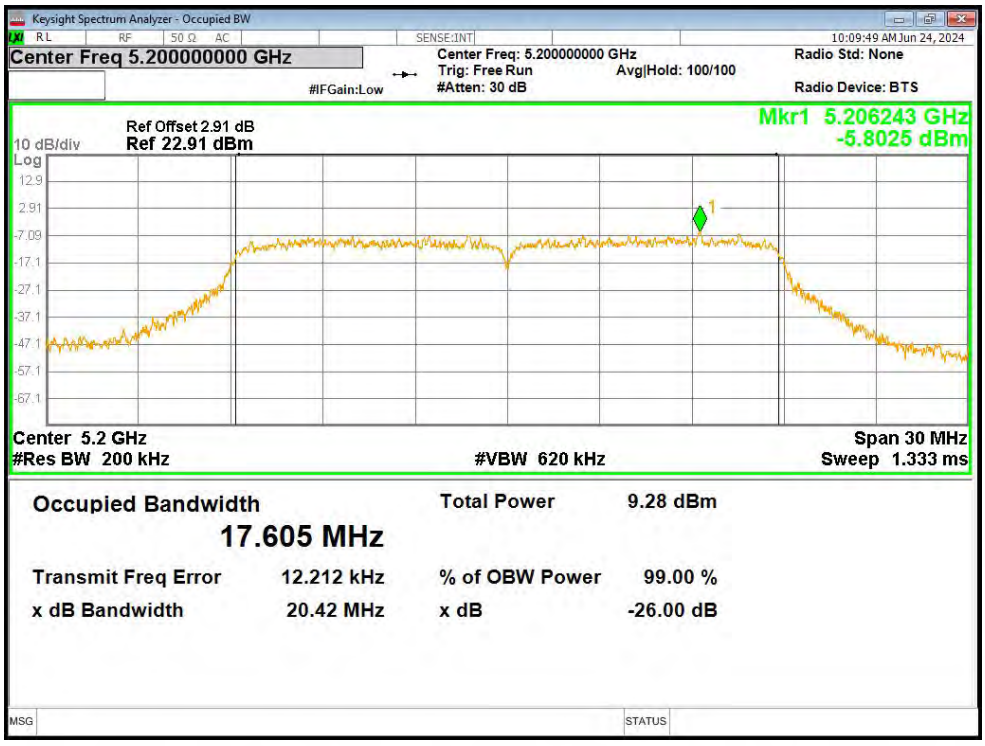

OBW NVNT n20 5240MHz Ant1

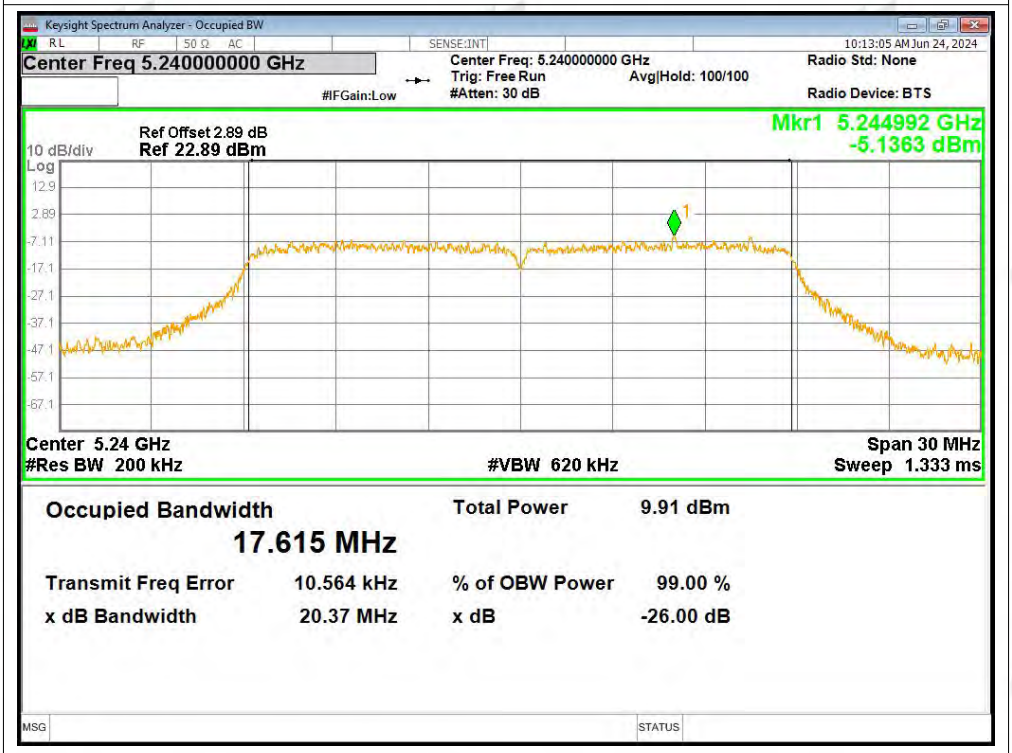

OBW NVNT n20 5180MHz Ant2

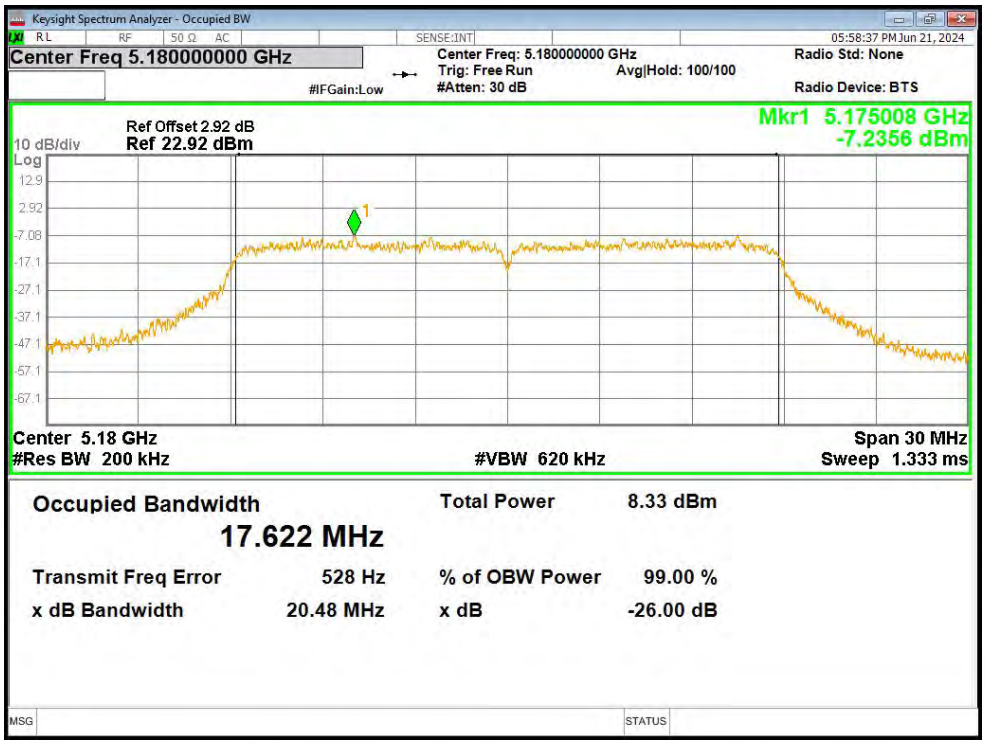

OBW NVNT n20 5200MHz Ant2

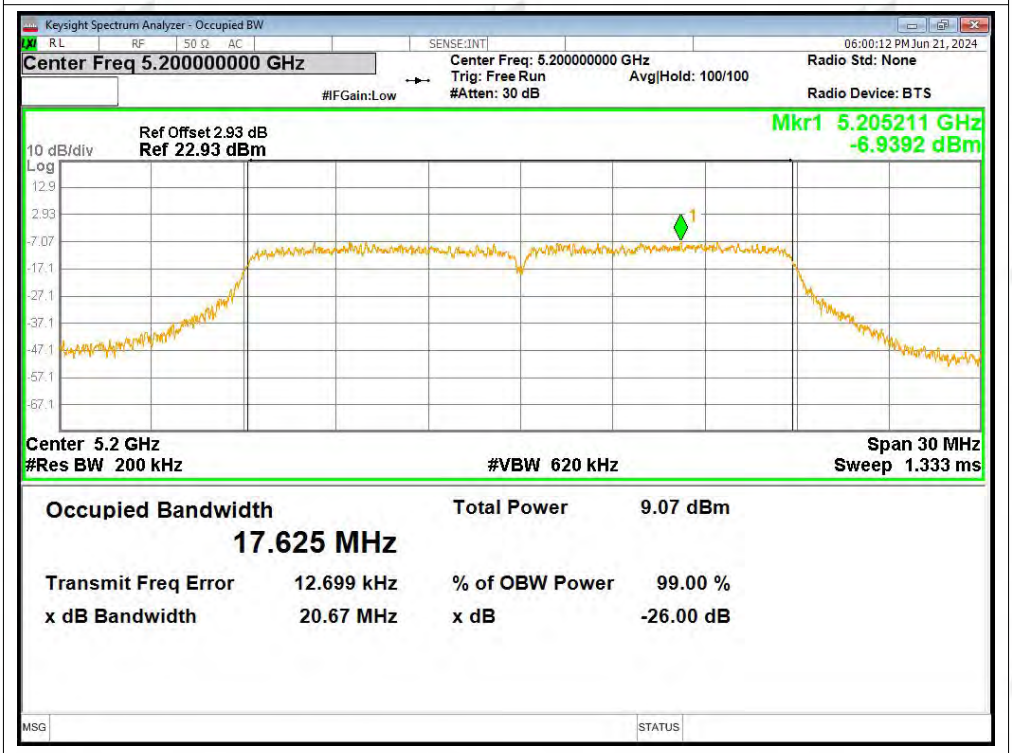

OBW NVNT n20 5240MHz Ant2

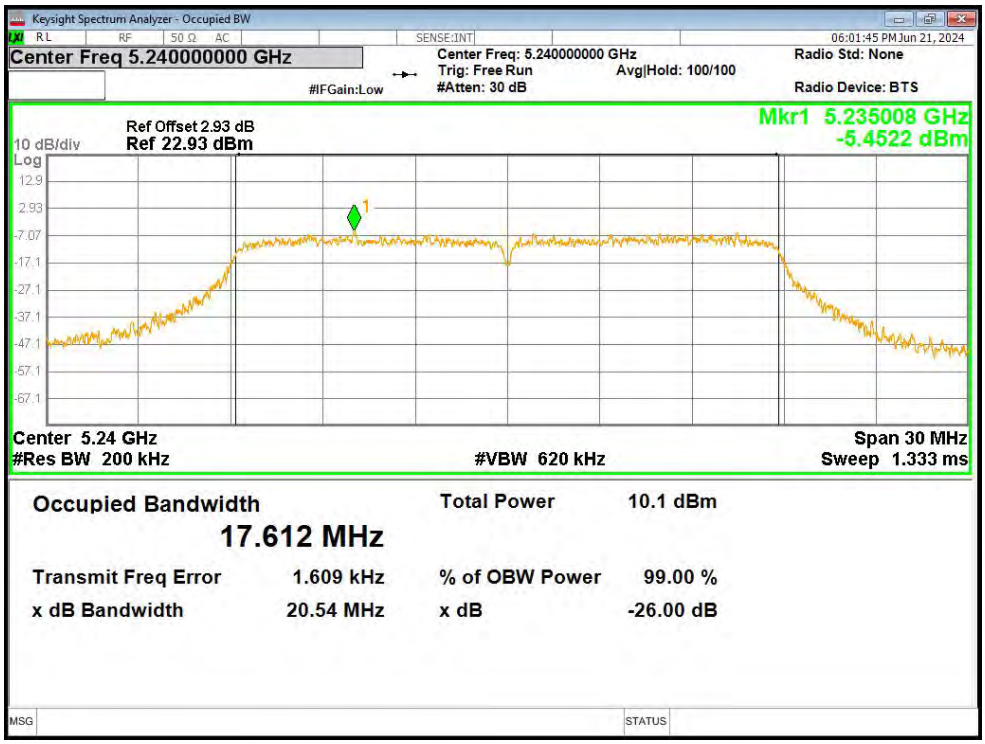

OBW NVNT n40 5190MHz Ant1

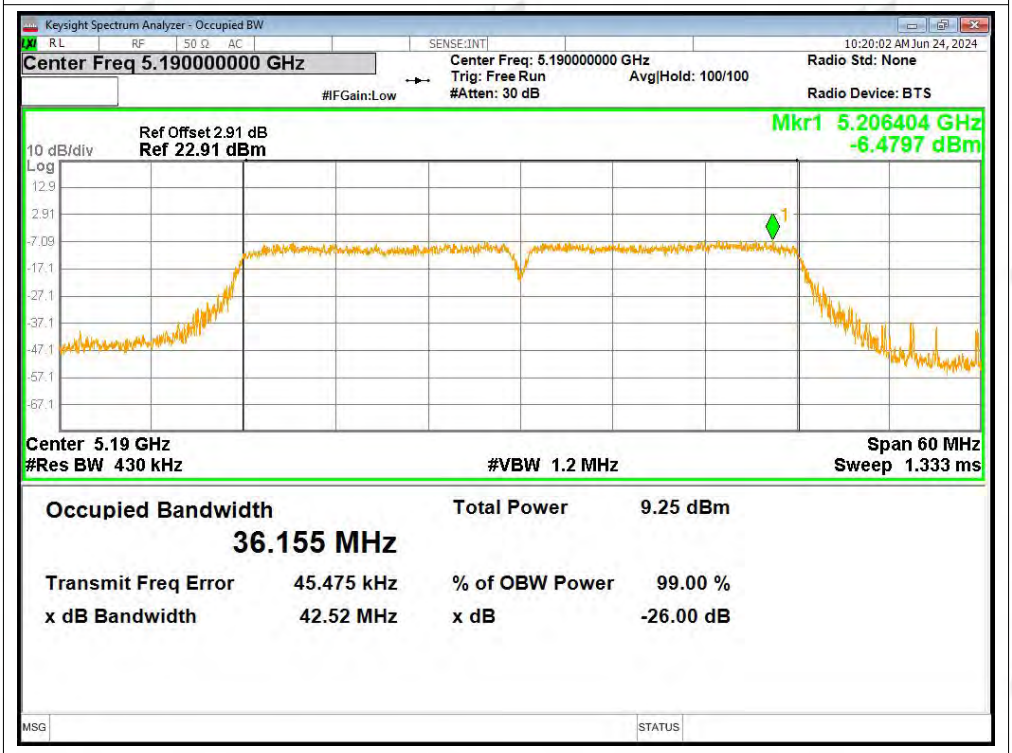

OBW NVNT n40 5230MHz Ant1

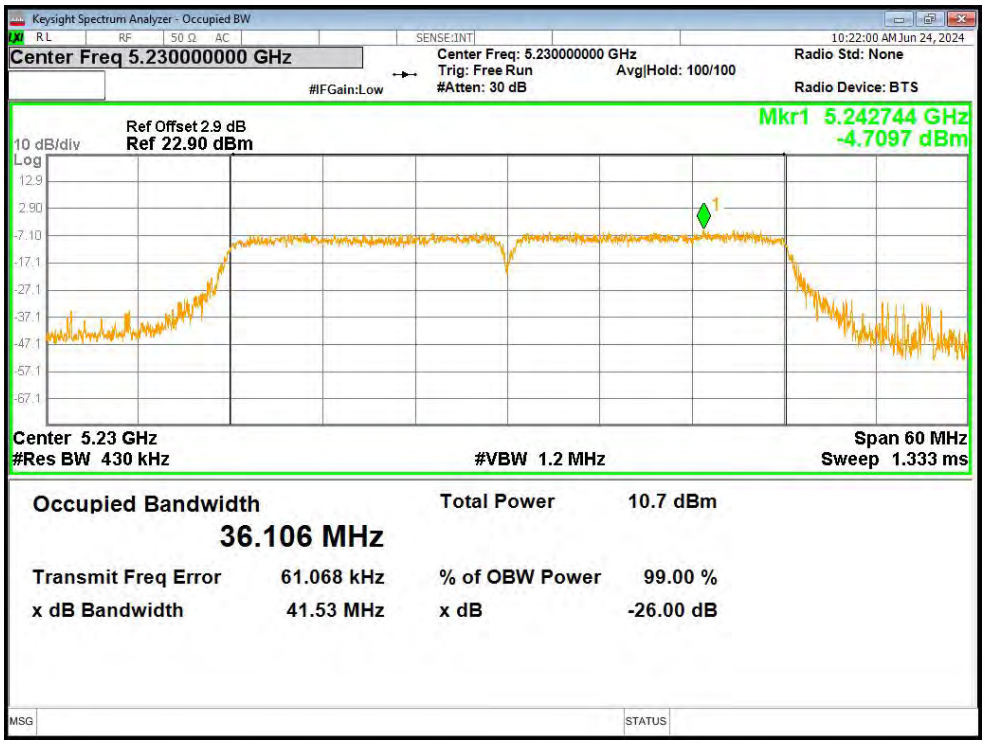

OBW NVNT n40 5190MHz Ant2

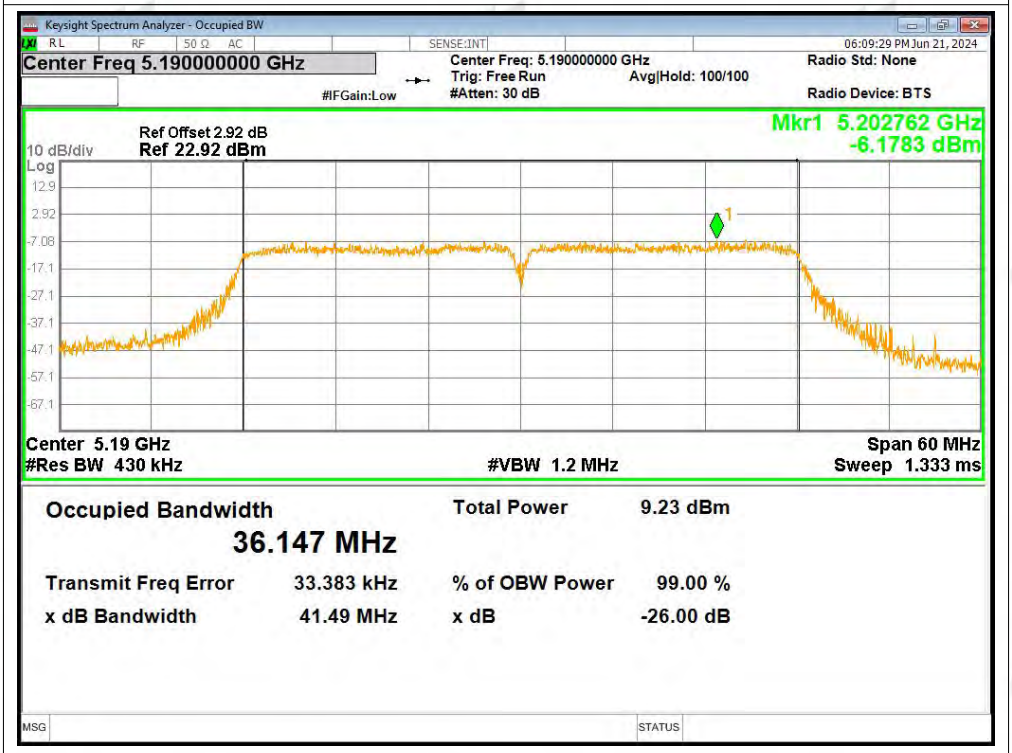

OBW NVNT n40 5230MHz Ant2

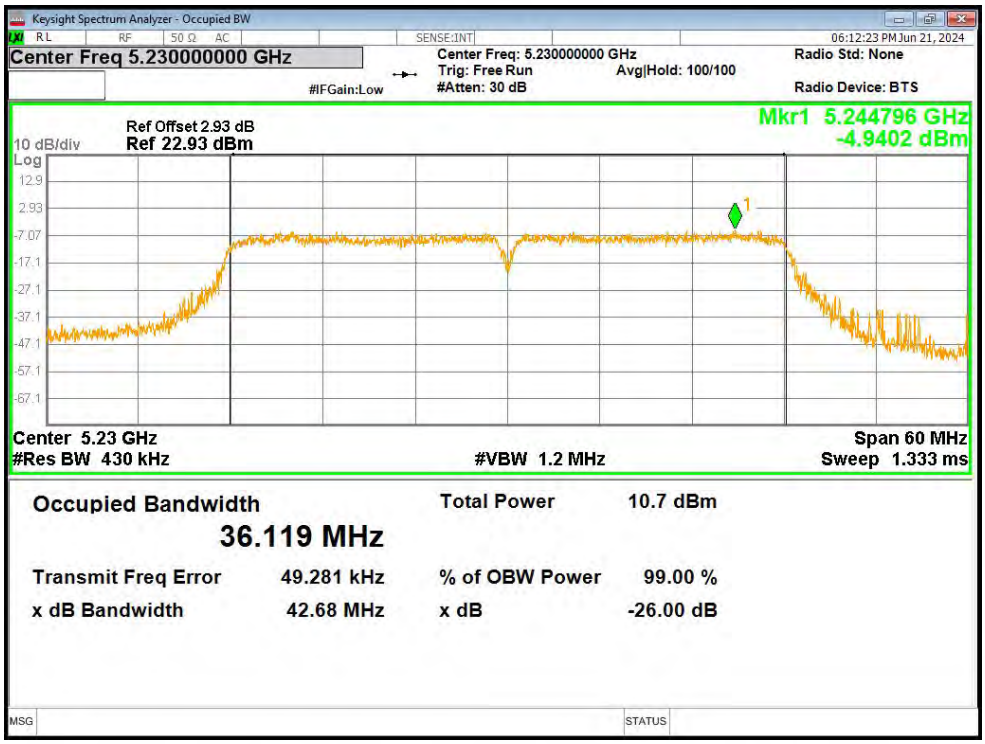

OBW NVNT ac20 5180MHz Ant1

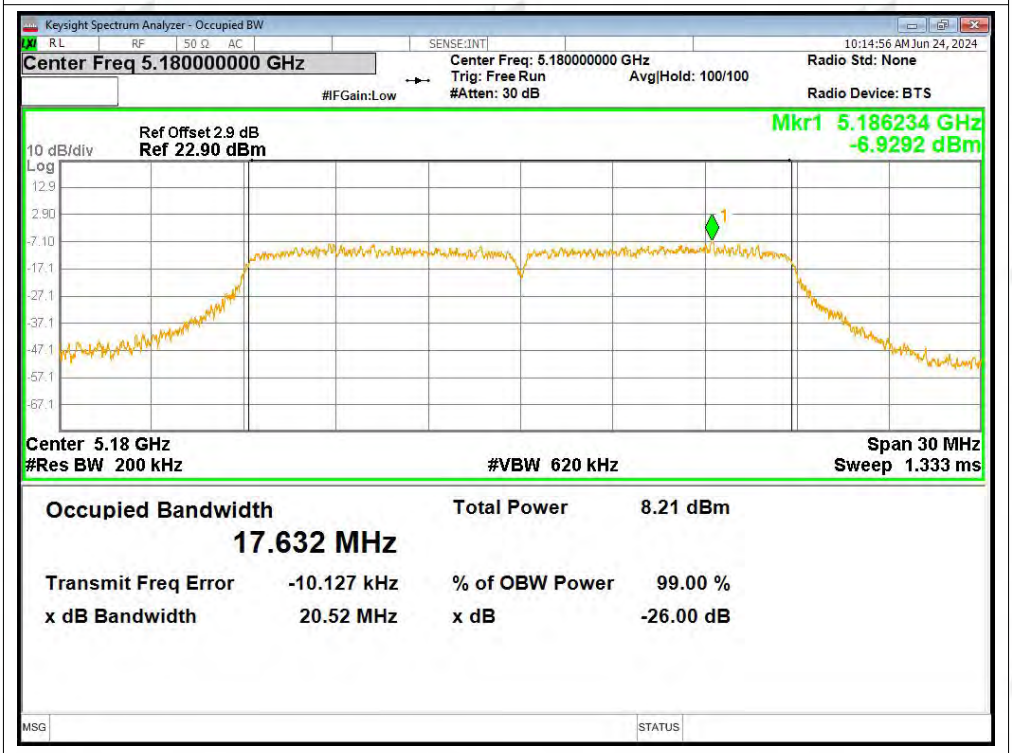

OBW NVNT ac20 5200MHz Ant1

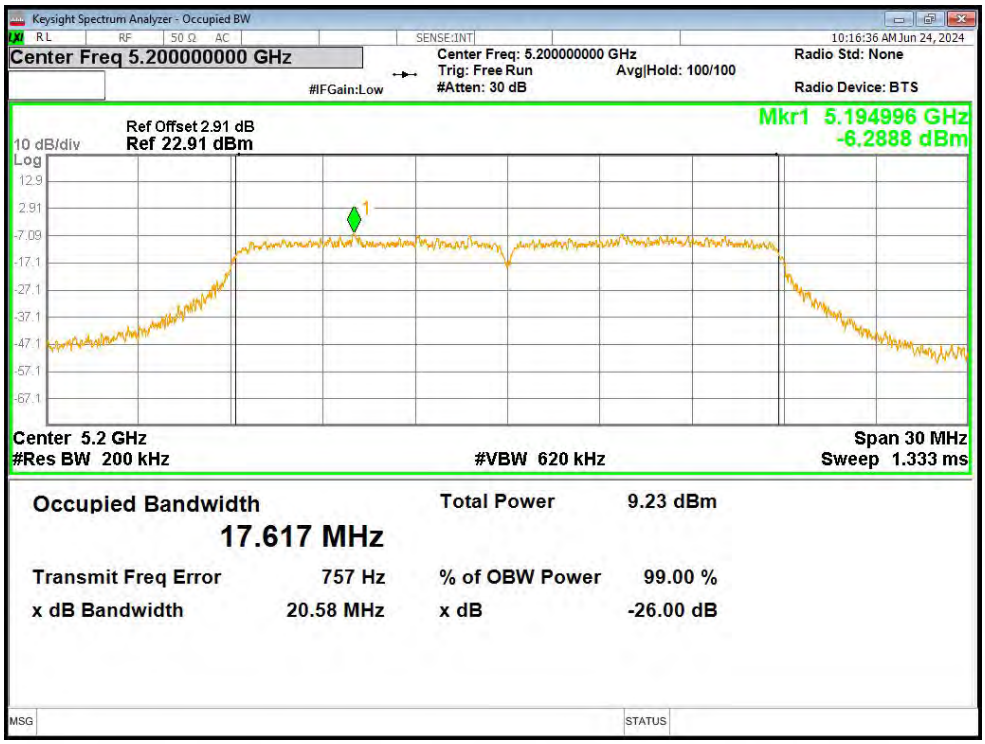

OBW NVNT ac20 5240MHz Ant1

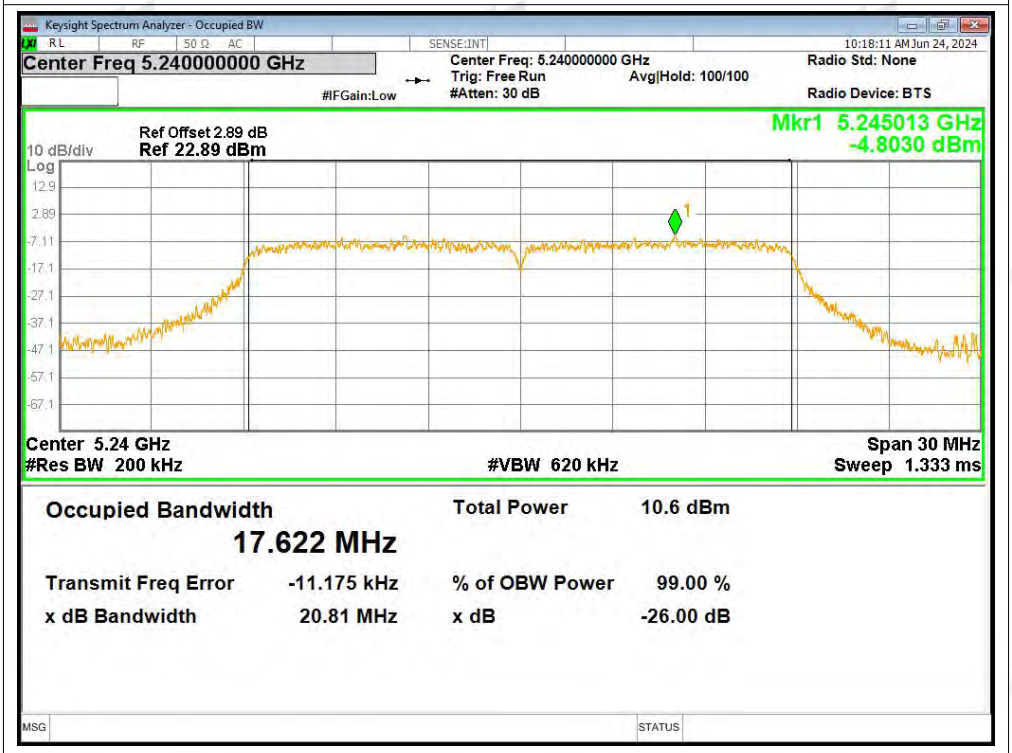

OBW NVNT ac20 5180MHz Ant2

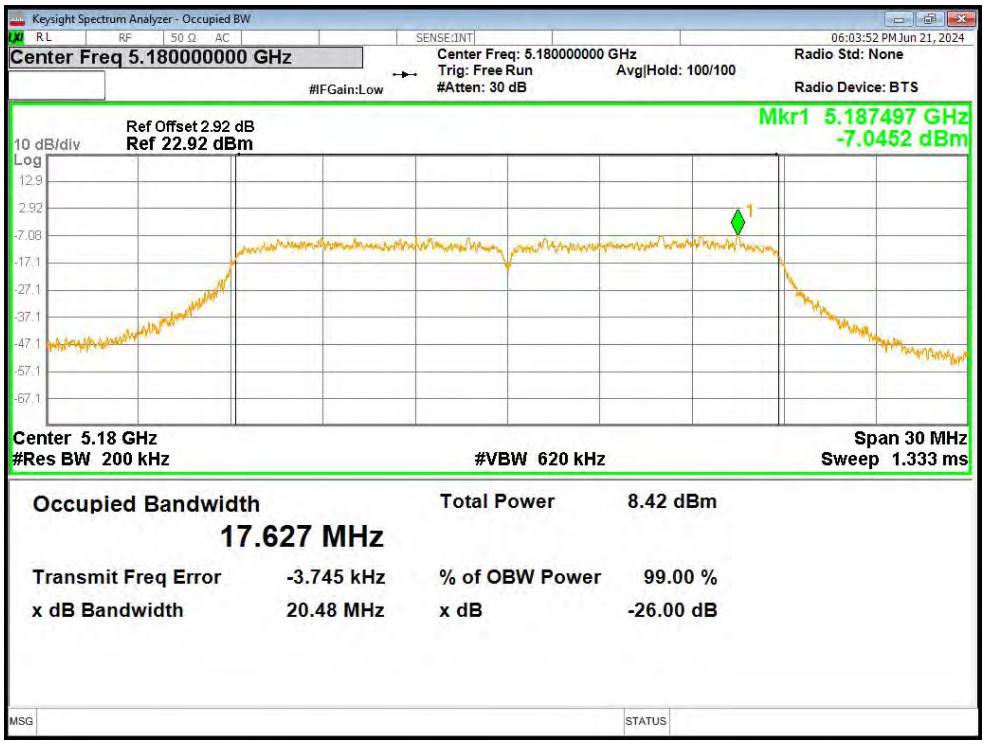

OBW NVNT ac20 5200MHz Ant2

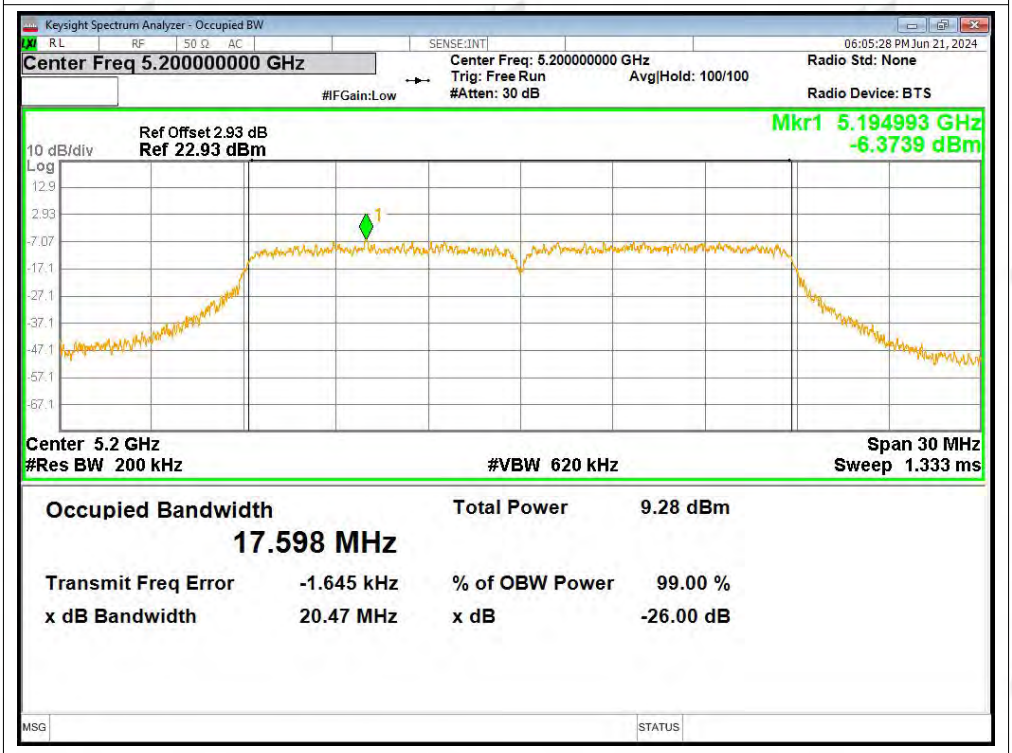

OBW NVNT ac20 5240MHz Ant2

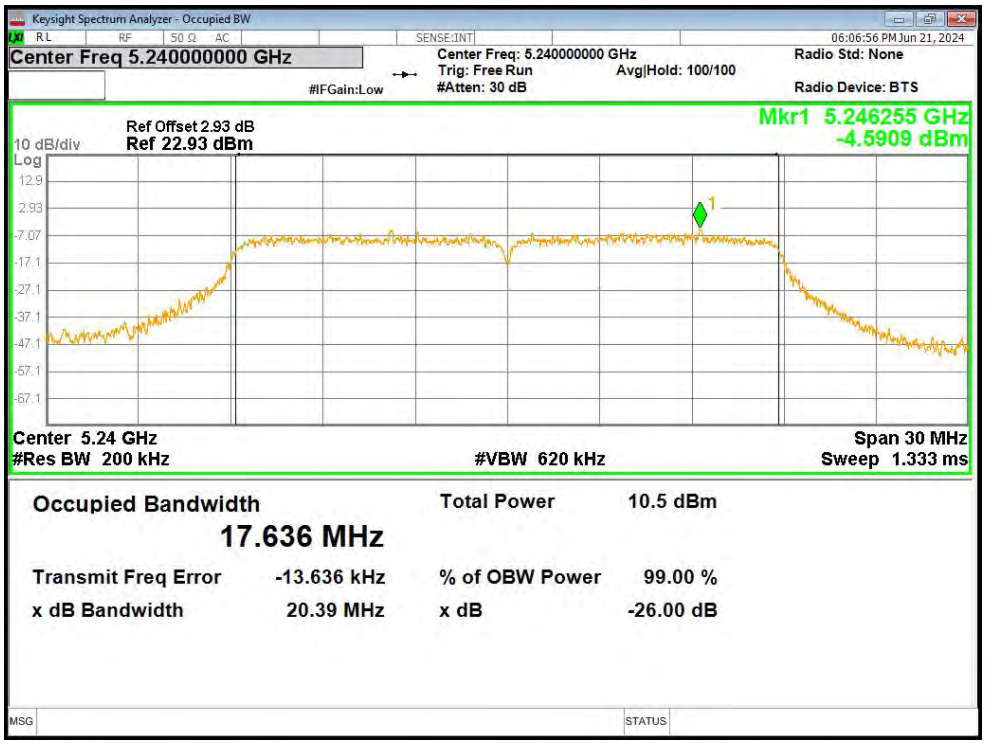

OBW NVNT ac40 5190MHz Ant1

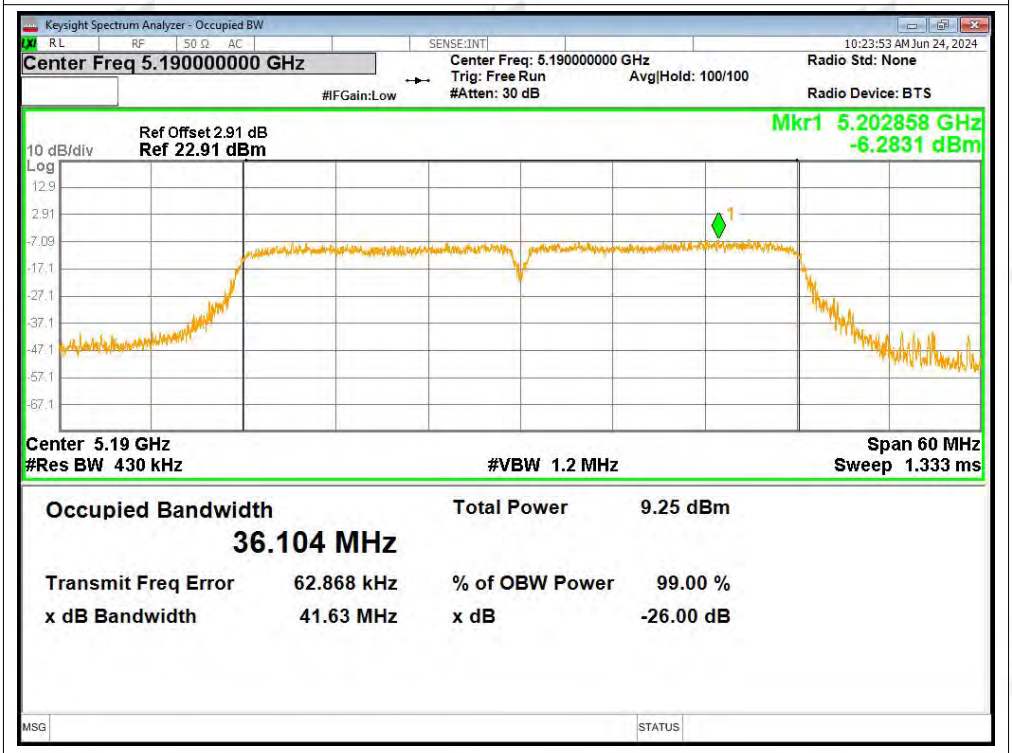

OBW NVNT ac40 5230MHz Ant1

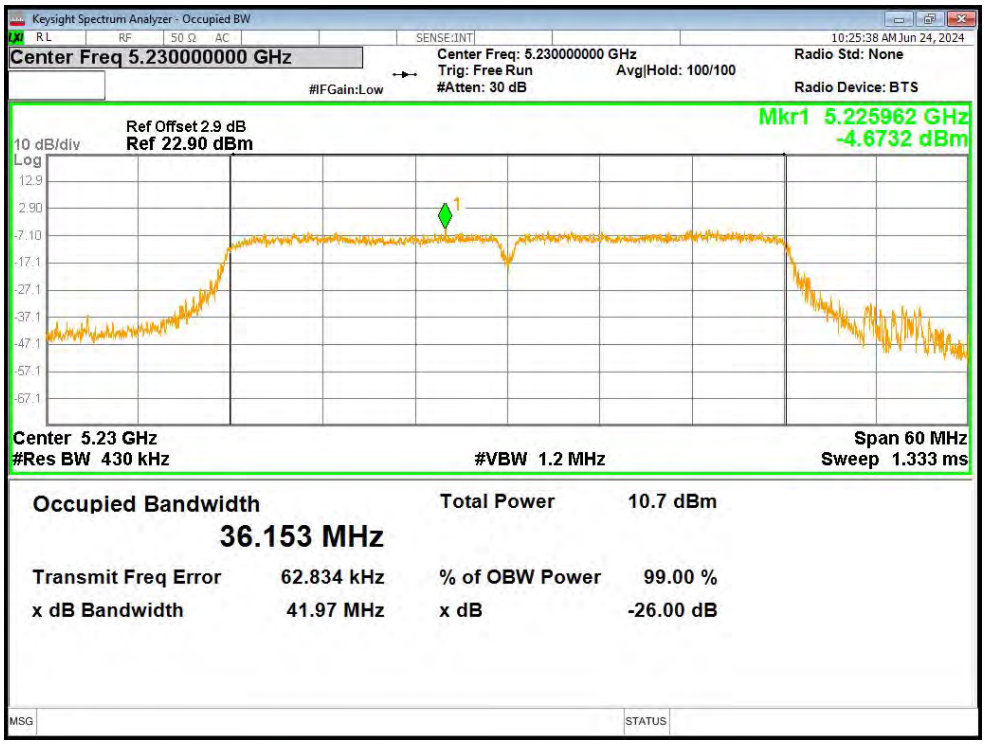

OBW NVNT ac40 5190MHz Ant2

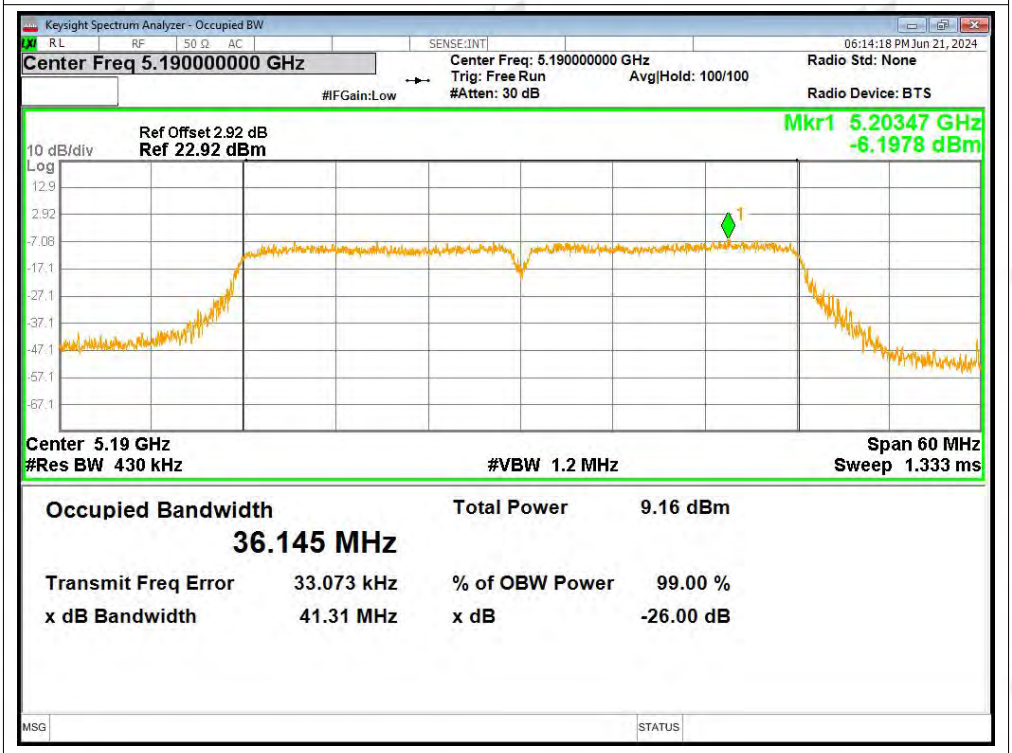

OBW NVNT ac40 5230MHz Ant2

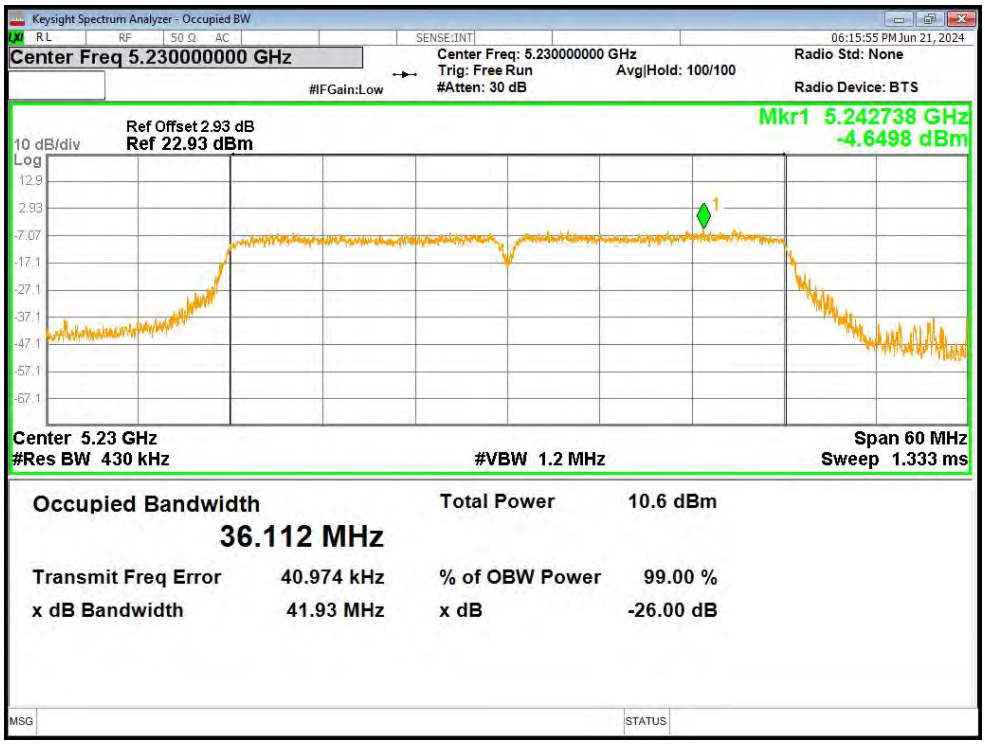

OBW NVNT ac80 5210MHz Ant1

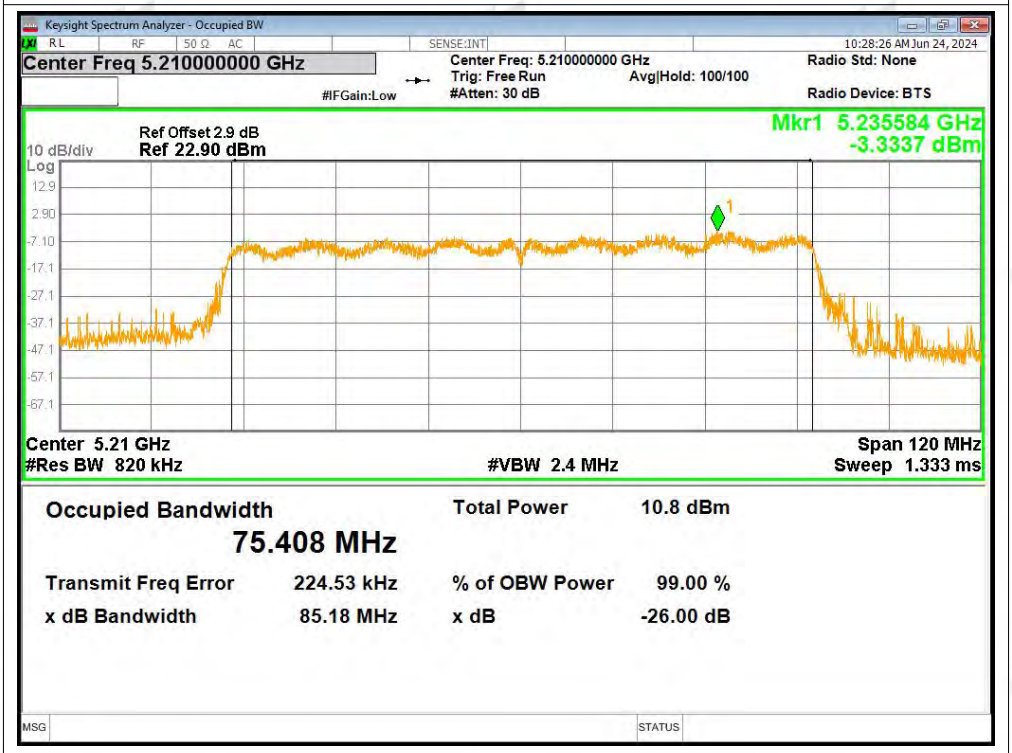

OBW NVNT ac80 5210MHz Ant2

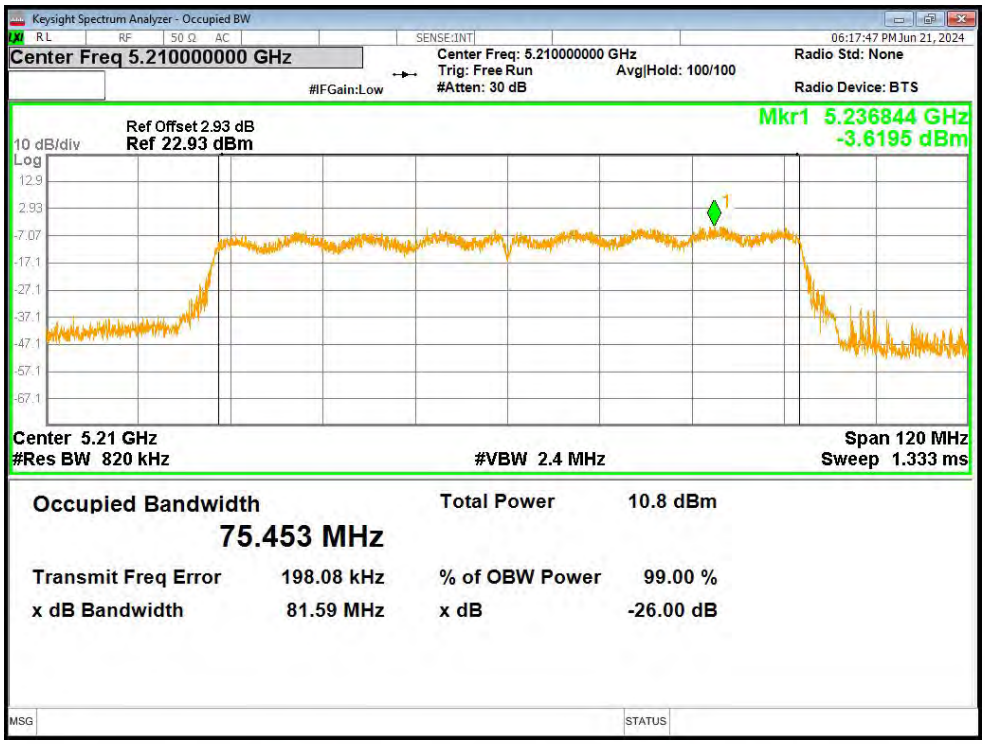

A5. Maximum Power Spectral Density Level

Condition	Mode	Frequency (MHz)	Antenna	Conducted PSD (dBm)	Duty Factor (dB)	Total PSD (dBm)	Limit (dBm)	Verdict
NVNT	a	5180	Ant1	-31.4	2.41	-28.99	11	Pass
NVNT	a	5200	Ant1	-24.44	2.41	-22.03	11	Pass
NVNT	a	5240	Ant1	-17.73	2.39	-15.34	11	Pass
NVNT	a	5180	Ant2	-27.72	2.39	-25.33	11	Pass
NVNT	a	5200	Ant2	-29.32	2.39	-26.93	11	Pass
NVNT	a	5240	Ant2	-20.42	2.41	-18.01	11	Pass
NVNT	n20	5180	Ant1	-30.75	2.51	-28.24	11	Pass
NVNT	n20	5200	Ant1	-28.26	2.54	-25.72	11	Pass
NVNT	n20	5240	Ant1	-29.32	2.52	-26.8	11	Pass
NVNT	n20	5180	Ant2	-28.85	2.54	-26.31	11	Pass
NVNT	n20	5200	Ant2	-28.34	2.52	-25.82	11	Pass
NVNT	n20	5240	Ant2	-28.45	2.51	-25.94	11	Pass
NVNT	n40	5190	Ant1	-35.56	4.09	-31.47	11	Pass
NVNT	n40	5230	Ant1	-31.43	4.16	-27.27	11	Pass
NVNT	n40	5190	Ant2	-33.37	4.13	-29.24	11	Pass
NVNT	n40	5230	Ant2	-36.59	4.16	-32.43	11	Pass
NVNT	ac20	5180	Ant1	-29.49	2.54	-26.95	11	Pass
NVNT	ac20	5200	Ant1	-28.01	2.54	-25.47	11	Pass
NVNT	ac20	5240	Ant1	-29.91	2.51	-27.4	11	Pass
NVNT	ac20	5180	Ant2	-28.73	2.51	-26.22	11	Pass
NVNT	ac20	5200	Ant2	-28.68	2.53	-26.15	11	Pass
NVNT	ac20	5240	Ant2	-25.8	2.51	-23.29	11	Pass
NVNT	ac40	5190	Ant1	-38.01	4.09	-33.92	11	Pass
NVNT	ac40	5230	Ant1	-34.61	4.09	-30.52	11	Pass
NVNT	ac40	5190	Ant2	-39.07	4.09	-34.98	11	Pass
NVNT	ac40	5230	Ant2	-36.92	4.09	-32.83	11	Pass
NVNT	ac80	5210	Ant1	-43.5	6.29	-37.21	11	Pass
NVNT	ac80	5210	Ant2	-42.65	6.15	-36.5	11	Pass

Test Graphs

PSD NVNT a 5180MHz Ant1

PSD NVNT a 5200MHz Ant1

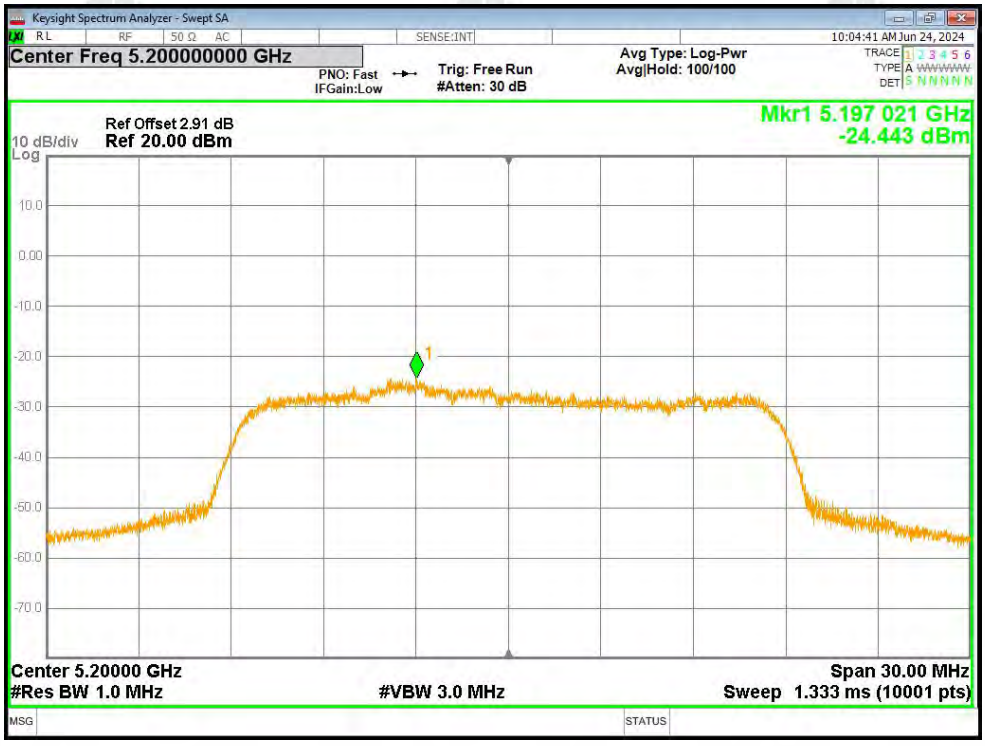

PSD NVNT a 5240MHz Ant1

PSD NVNT a 5180MHz Ant2

PSD NVNT a 5200MHz Ant2

PSD NVNT a 5240MHz Ant2

PSD NVNT n20 5180MHz Ant1

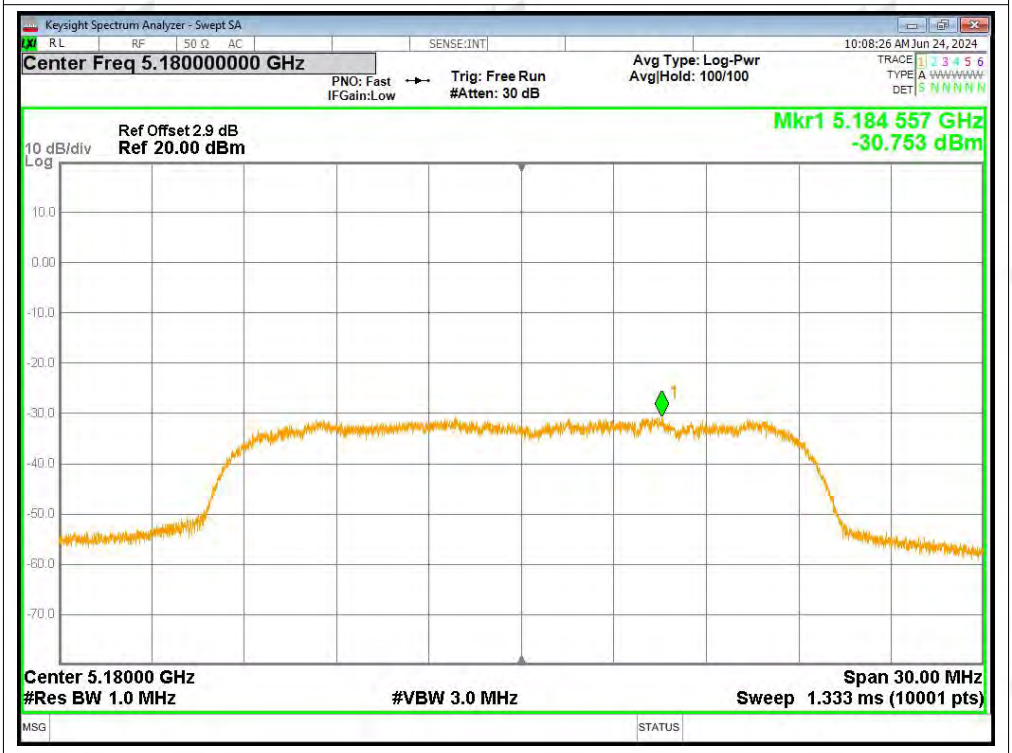

PSD NVNT n20 5200MHz Ant1

PSD NVNT n20 5240MHz Ant1

PSD NVNT n20 5180MHz Ant2

PSD NVNT n20 5200MHz Ant2

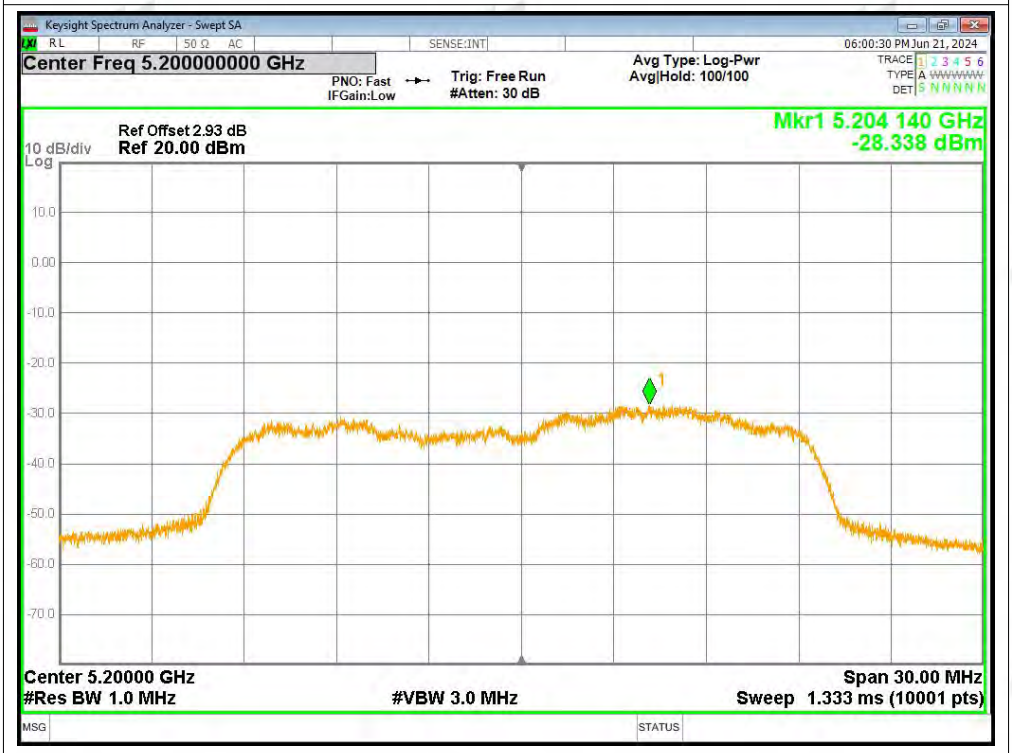

PSD NVNT n20 5240MHz Ant2

PSD NVNT n40 5190MHz Ant1

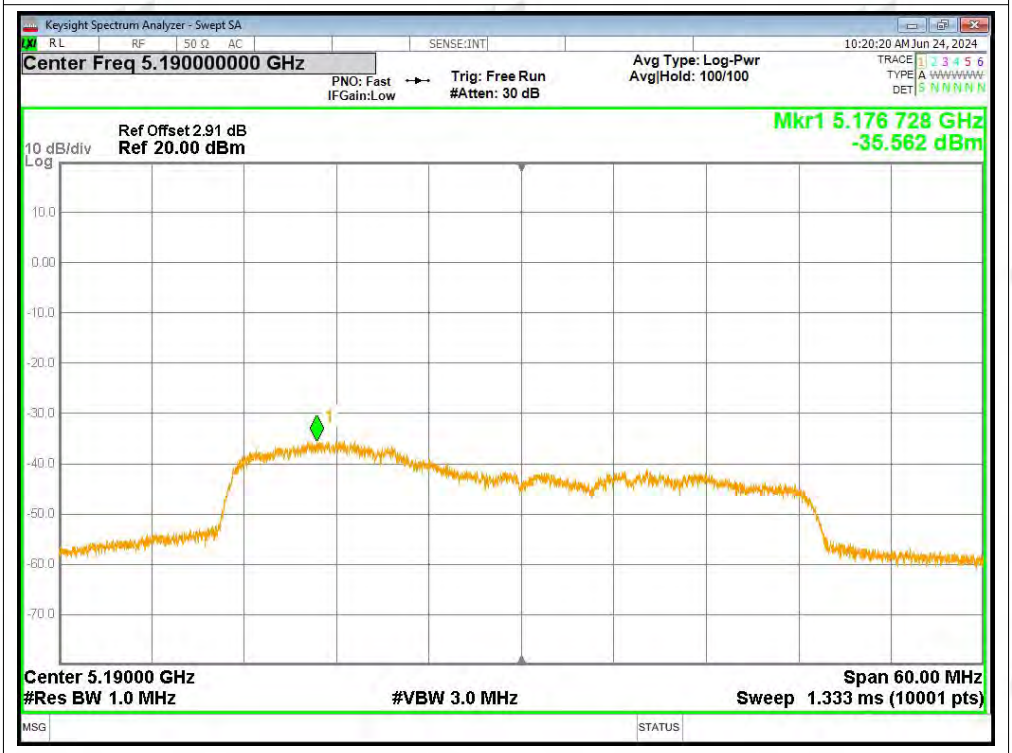

PSD NVNT n40 5230MHz Ant1

PSD NVNT n40 5190MHz Ant2

PSD NVNT n40 5230MHz Ant2

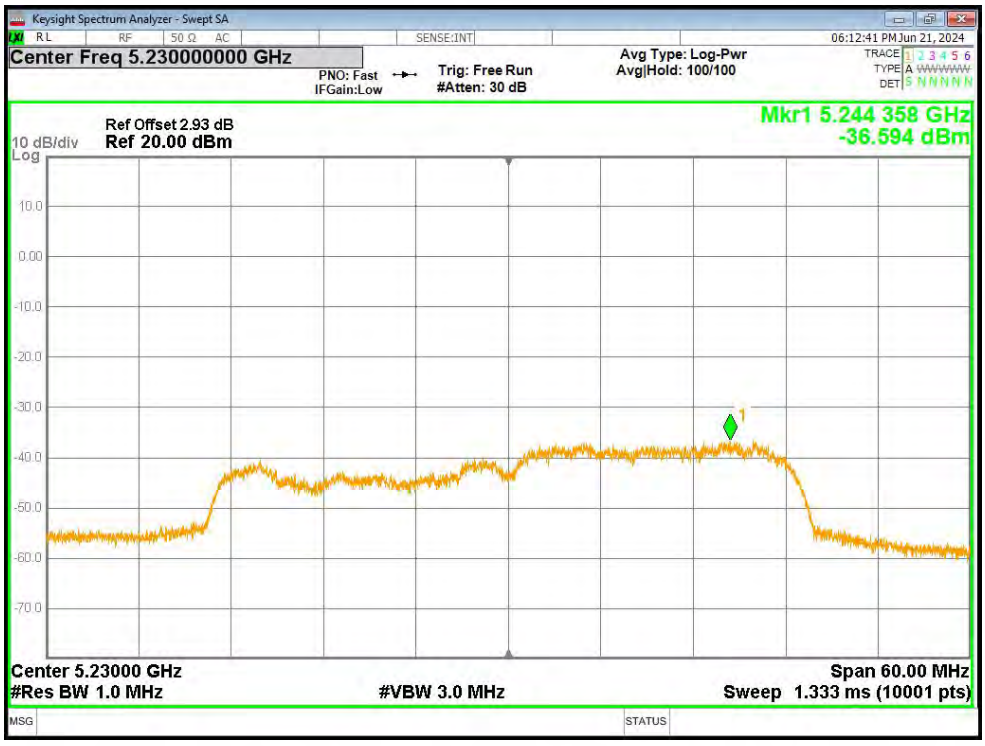

PSD NVNT ac20 5180MHz Ant1

PSD NVNT ac20 5200MHz Ant1

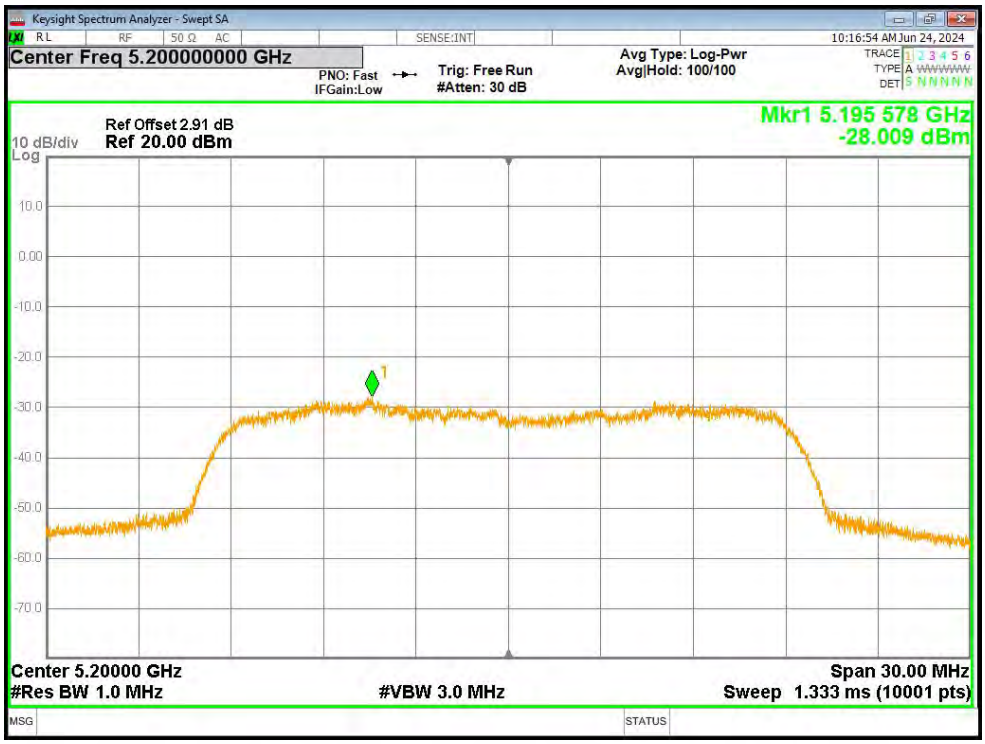

PSD NVNT ac20 5240MHz Ant1

PSD NVNT ac20 5180MHz Ant2

PSD NVNT ac20 5200MHz Ant2

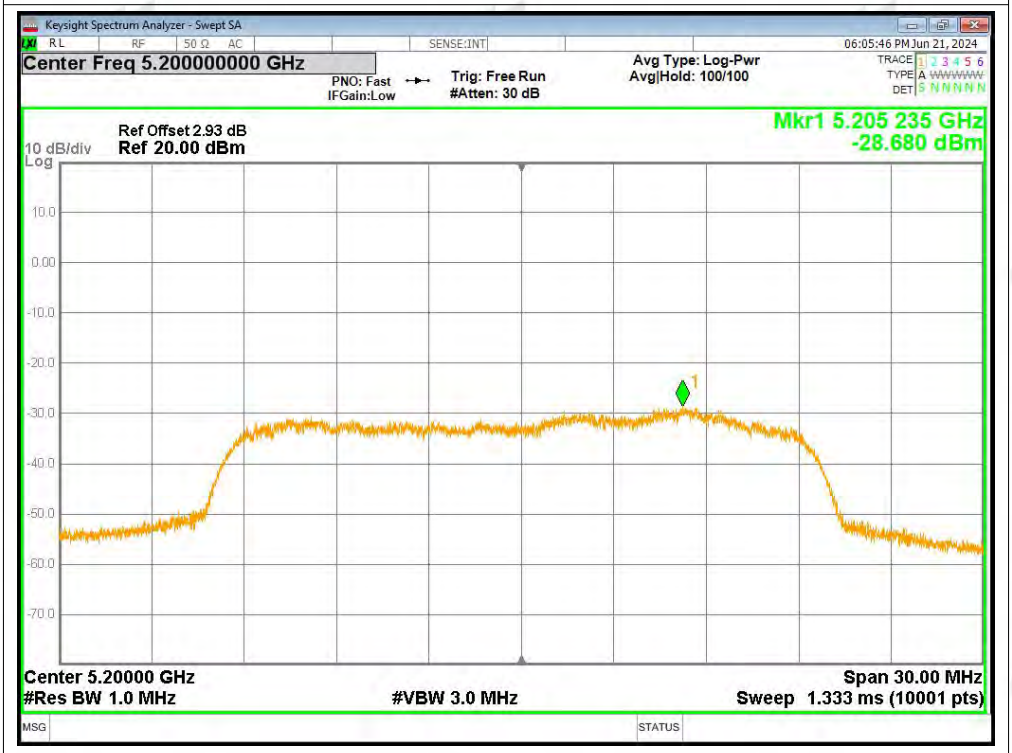

PSD NVNT ac20 5240MHz Ant2

PSD NVNT ac40 5190MHz Ant1

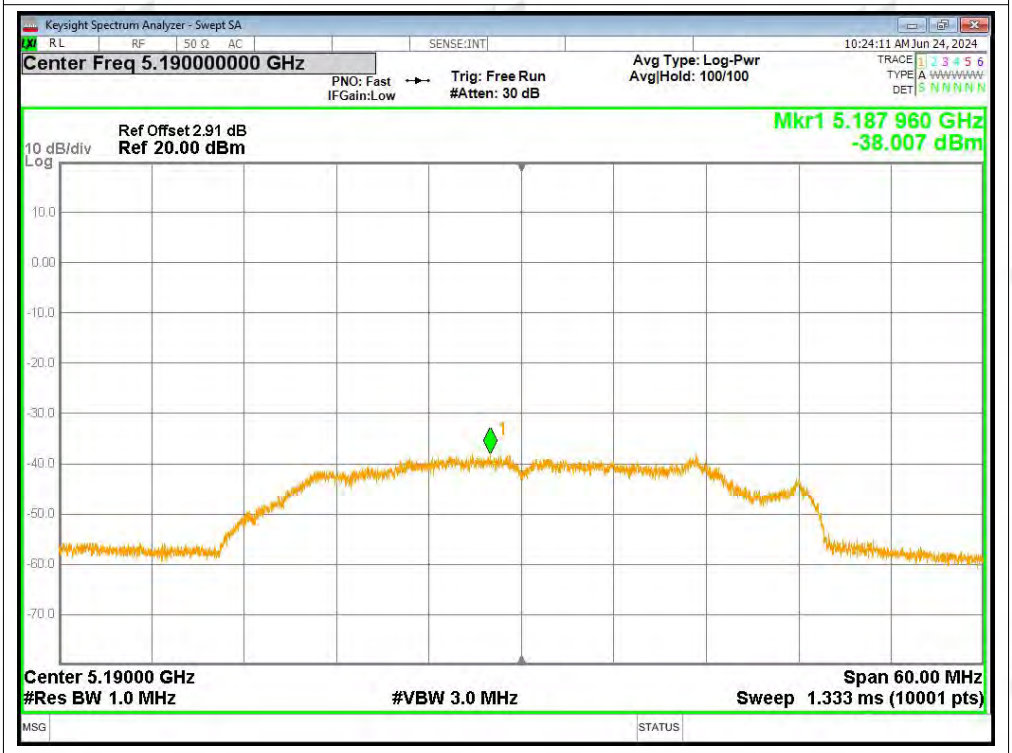

PSD NVNT ac40 5230MHz Ant1

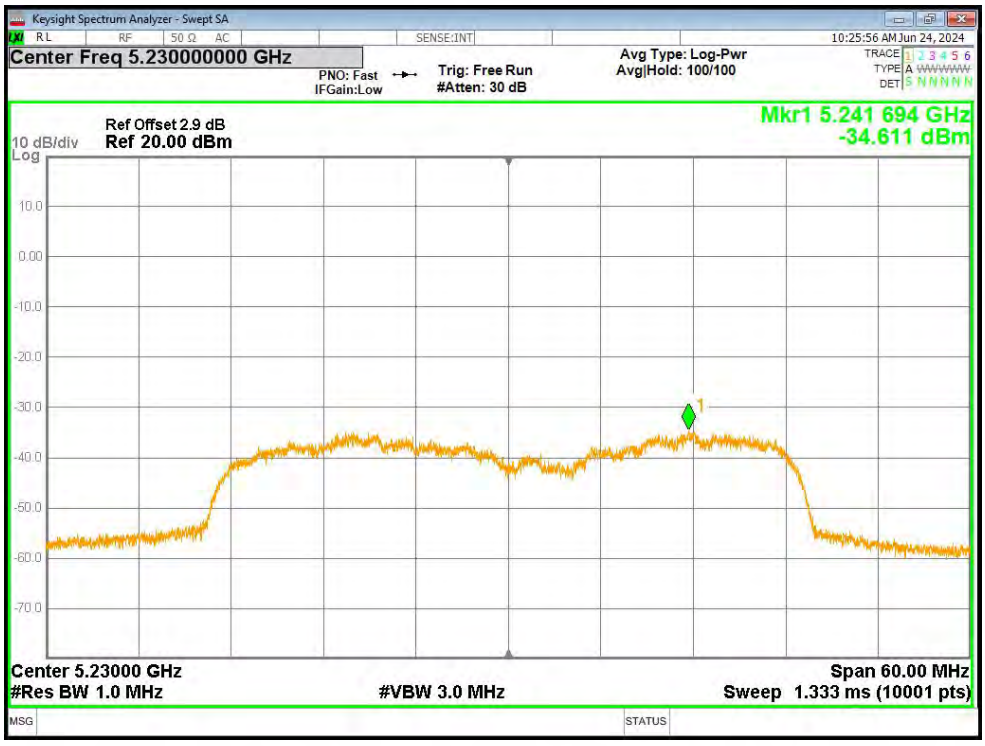

PSD NVNT ac40 5190MHz Ant2

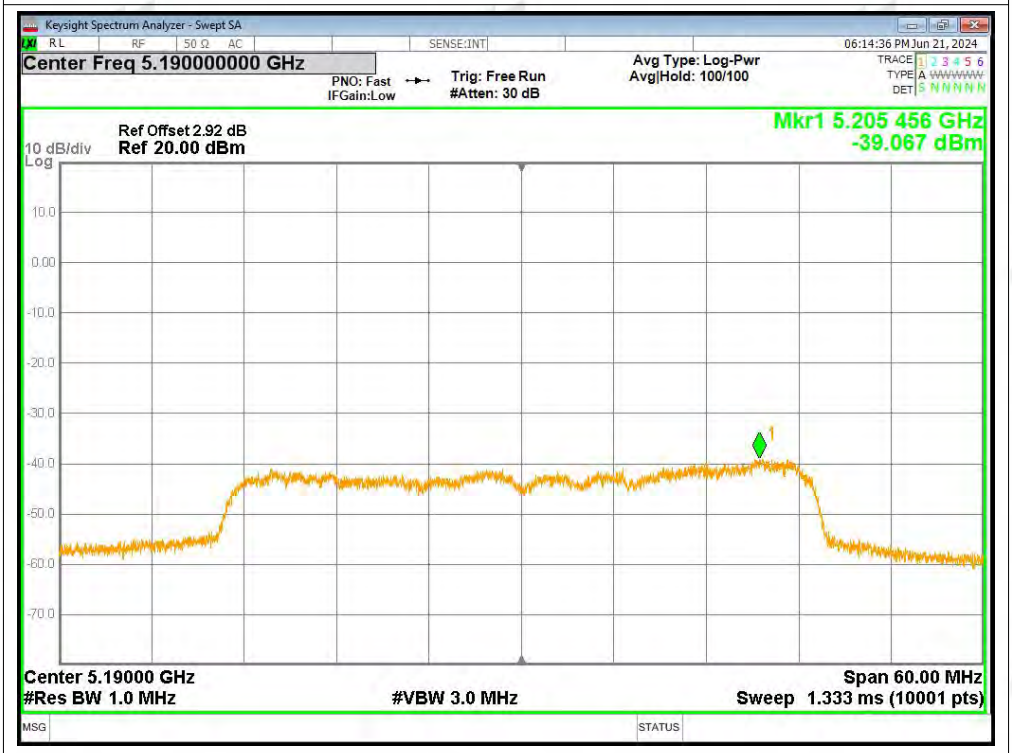

PSD NVNT ac40 5230MHz Ant2

PSD NVNT ac80 5210MHz Ant1

PSD NVNT ac80 5210MHz Ant2

A6. Band Edge

Condition	Mode	Frequency (MHz)	Antenna	Max Value (dBc)	Limit (dBc)	Verdict
NVNT	a	5180	Ant1	-47.02	-27	Pass
NVNT	a	5240	Ant1	-45.63	-27	Pass
NVNT	a	5180	Ant2	-46.56	-27	Pass
NVNT	a	5240	Ant2	-45.99	-27	Pass
NVNT	n20	5180	Ant1	-46.88	-27	Pass
NVNT	n20	5240	Ant1	-46.05	-27	Pass
NVNT	n20	5180	Ant2	-46.72	-27	Pass
NVNT	n20	5240	Ant2	-45.54	-27	Pass
NVNT	n40	5190	Ant1	-38.36	-27	Pass
NVNT	n40	5230	Ant1	-46.77	-27	Pass
NVNT	n40	5190	Ant2	-44.16	-27	Pass
NVNT	n40	5230	Ant2	-44.8	-27	Pass
NVNT	ac20	5180	Ant1	-47	-27	Pass
NVNT	ac20	5240	Ant1	-44.49	-27	Pass
NVNT	ac20	5180	Ant2	-47.26	-27	Pass
NVNT	ac20	5240	Ant2	-46.58	-27	Pass
NVNT	ac40	5190	Ant1	-41.51	-27	Pass
NVNT	ac40	5230	Ant1	-45.05	-27	Pass
NVNT	ac40	5190	Ant2	-40.25	-27	Pass
NVNT	ac40	5230	Ant2	-45.91	-27	Pass
NVNT	ac80	5210	Ant1	-33.5	-27	Pass
NVNT	ac80	5210	Ant2	-36.69	-27	Pass

Test Graphs

Band Edge NVNT a 5180MHz Low Ant1

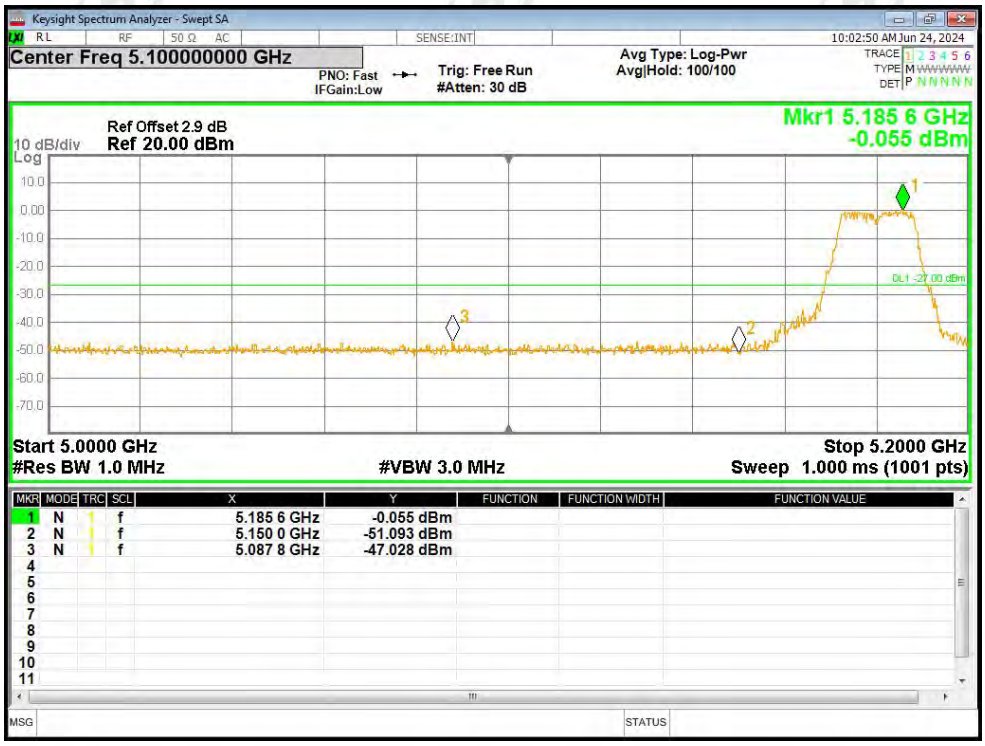

Band Edge NVNT a 5240MHz High Ant1

Band Edge NVNT a 5180MHz Low Ant2

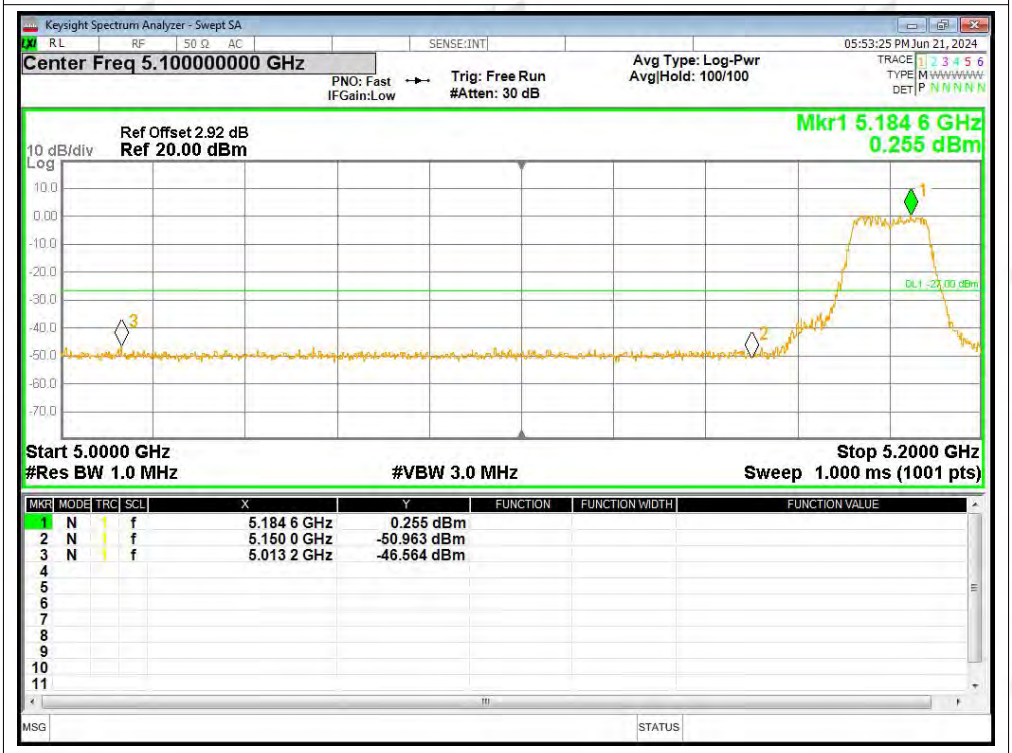

Band Edge NVNT a 5240MHz High Ant2

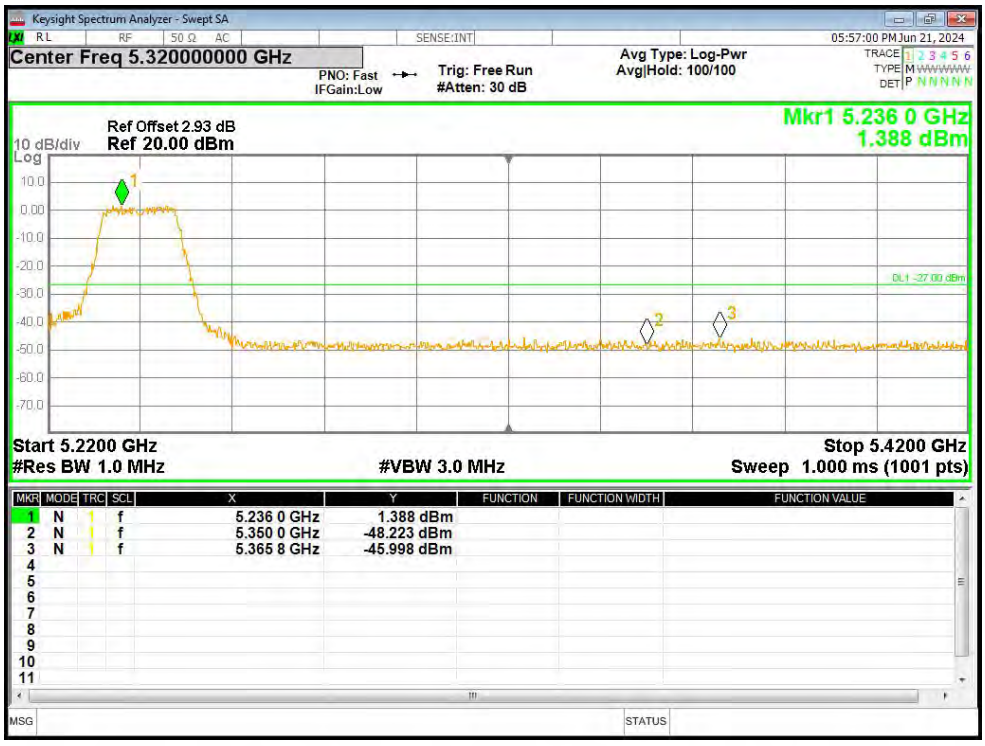

Band Edge NVNT n20 5180MHz Low Ant1

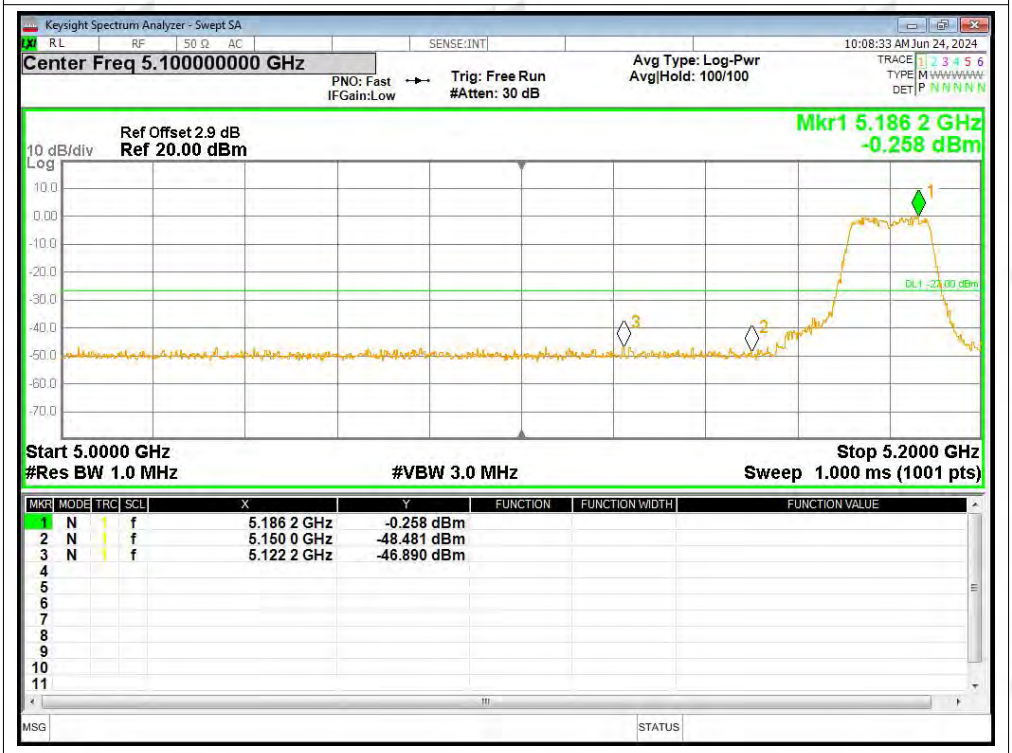

Band Edge NVNT n20 5240MHz High Ant1

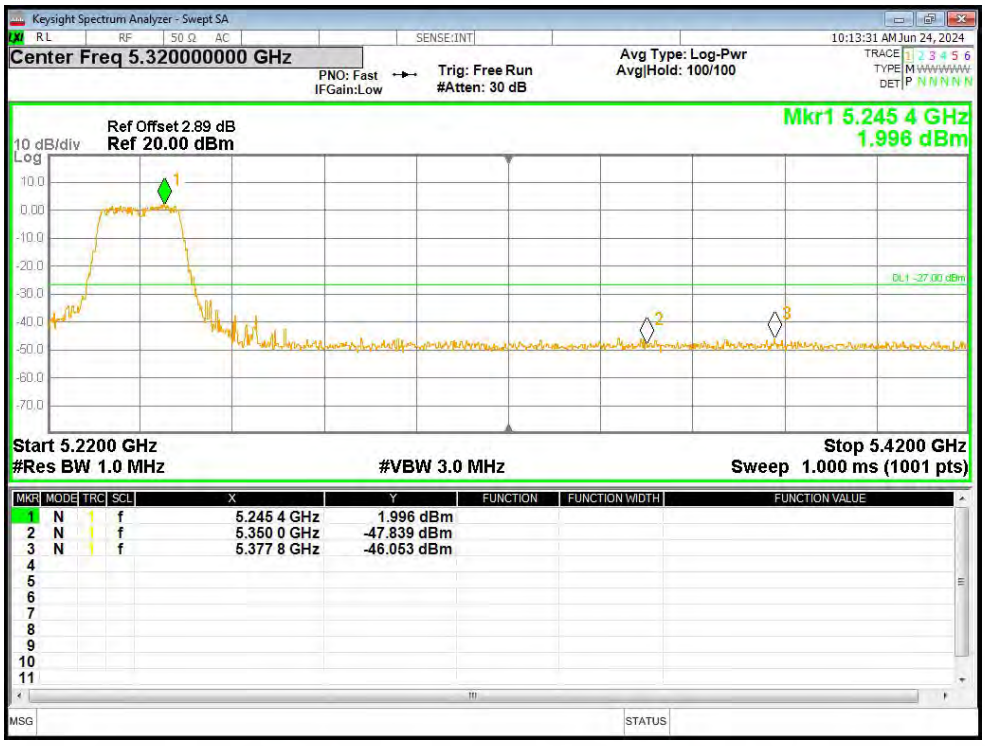

Band Edge NVNT n20 5180MHz Low Ant2

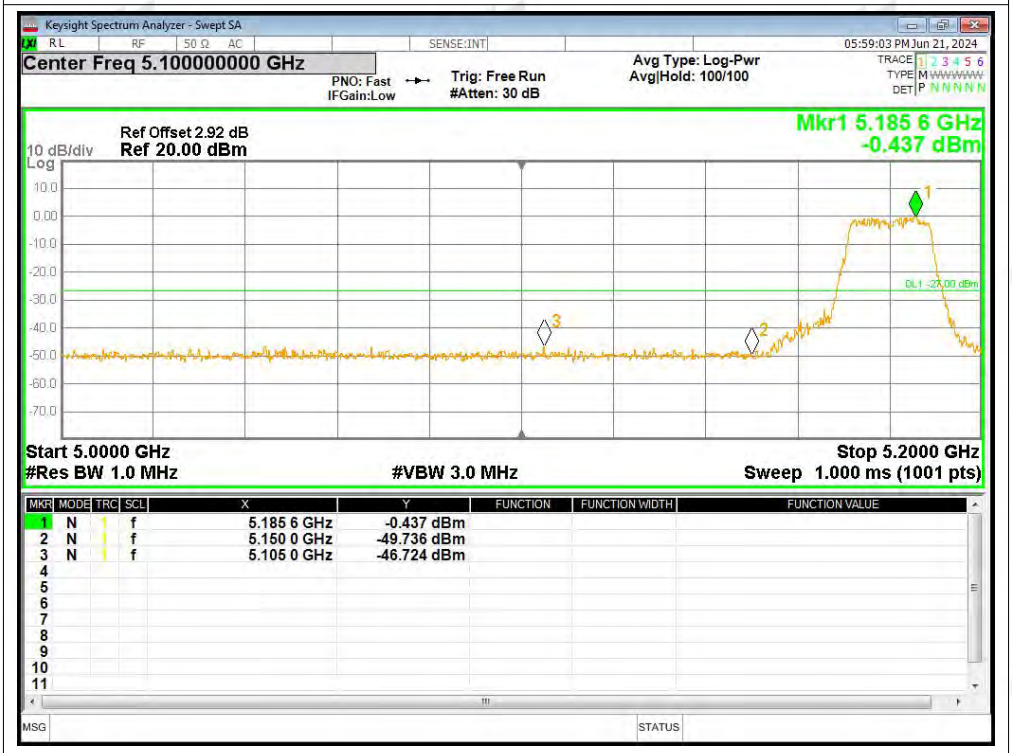

Band Edge NVNT n20 5240MHz High Ant2

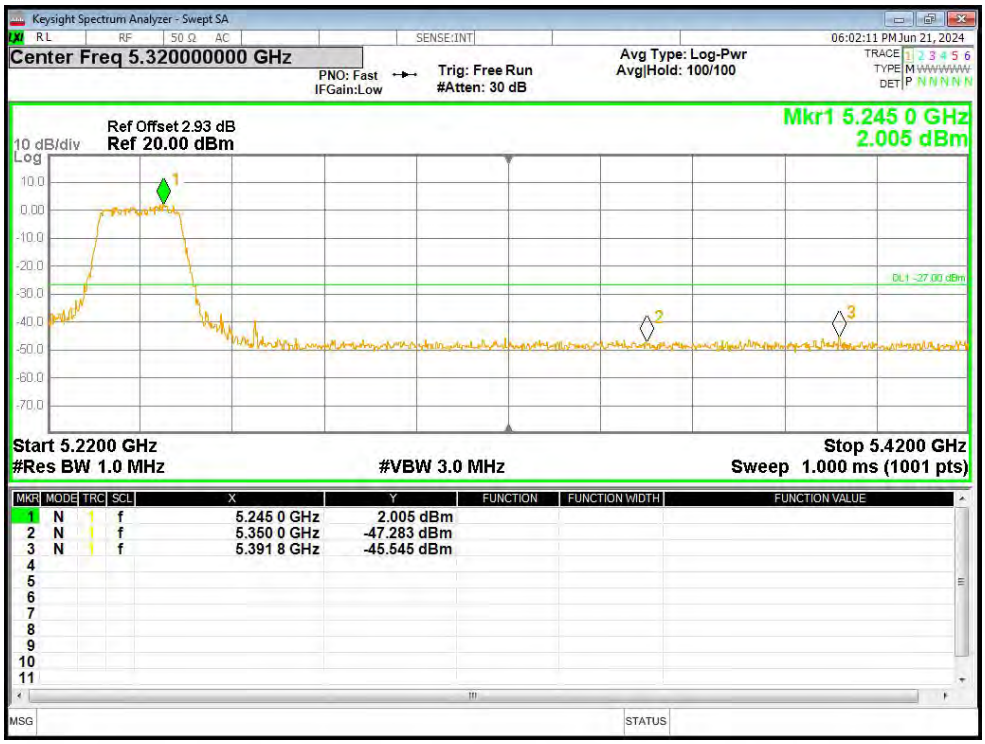

Band Edge NVNT n40 5190MHz Low Ant1

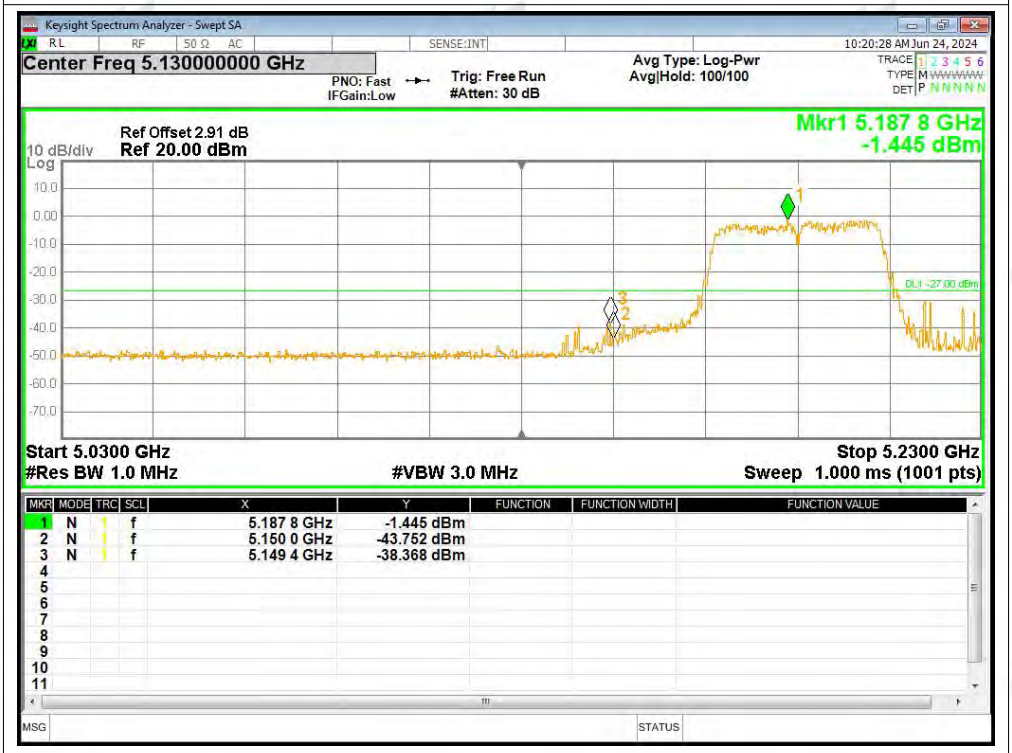

Band Edge NVNT n40 5230MHz High Ant1

Band Edge NVNT n40 5190MHz Low Ant2

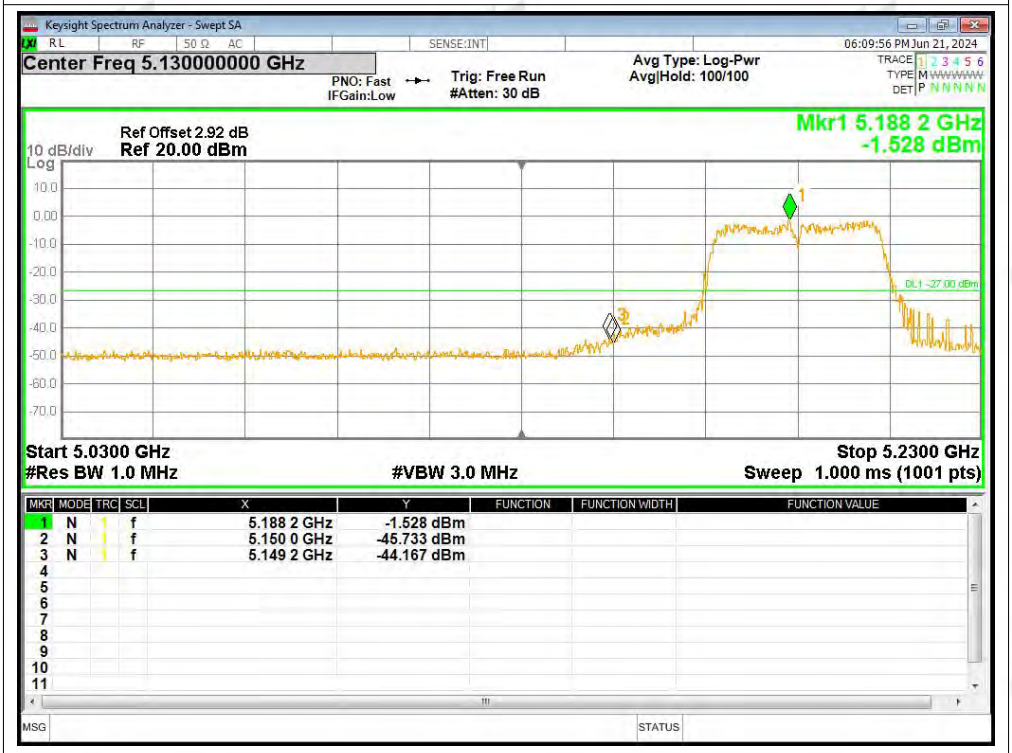

Band Edge NVNT n40 5230MHz High Ant2

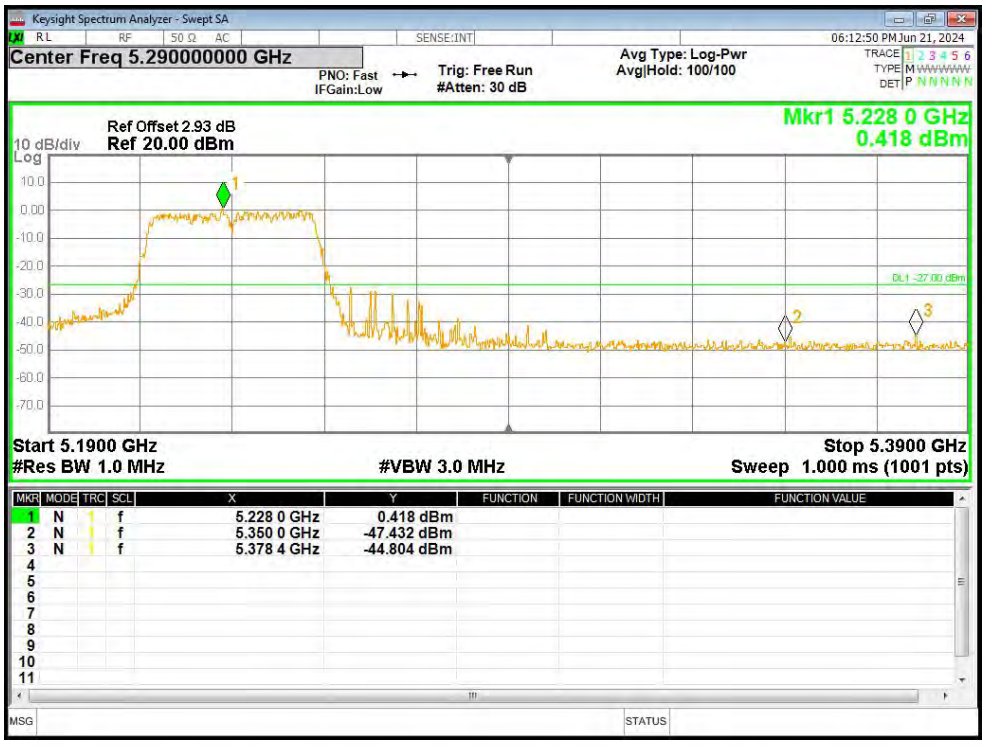

Band Edge NVNT ac20 5180MHz Low Ant1

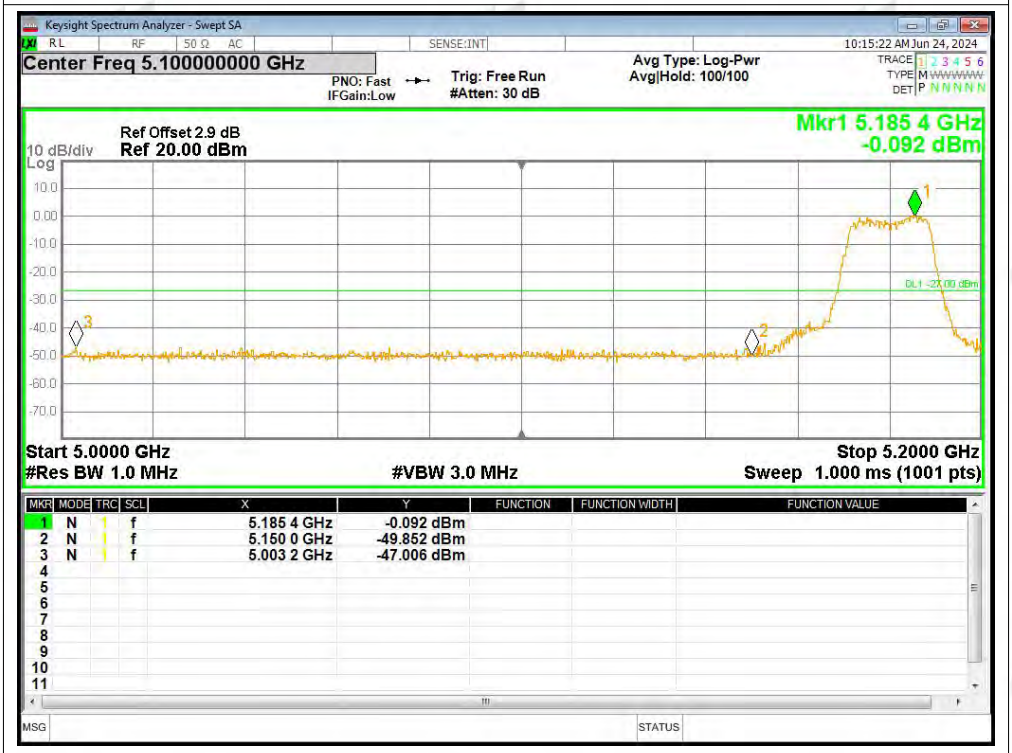

Band Edge NVNT ac20 5240MHz High Ant1

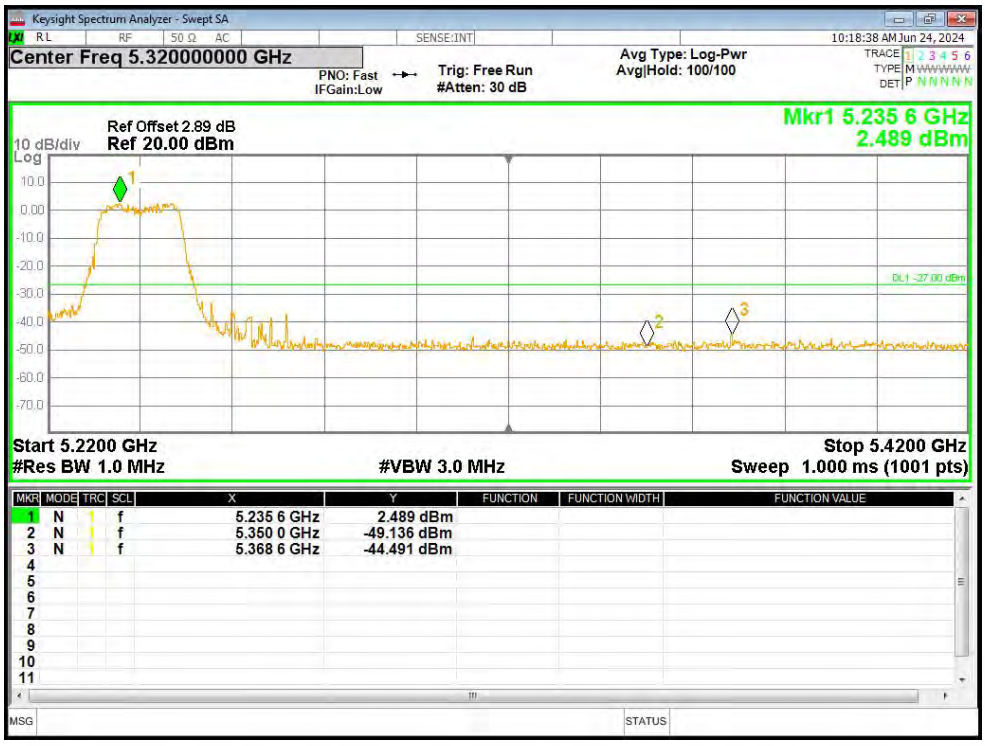

Band Edge NVNT ac20 5180MHz Low Ant2

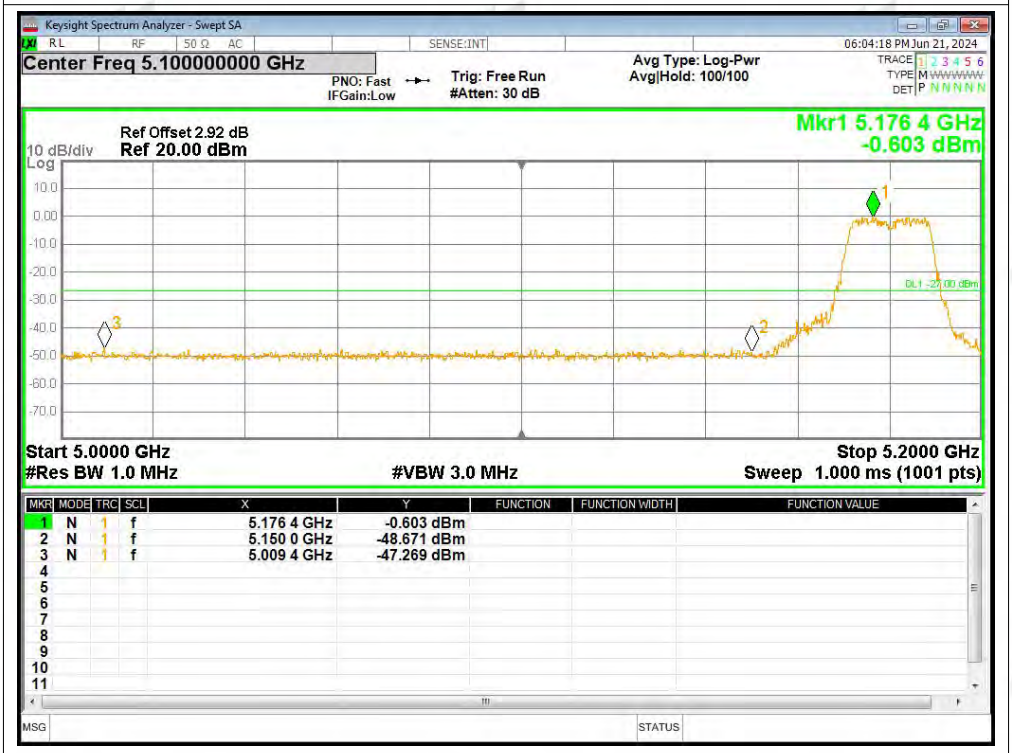

Band Edge NVNT ac20 5240MHz High Ant2

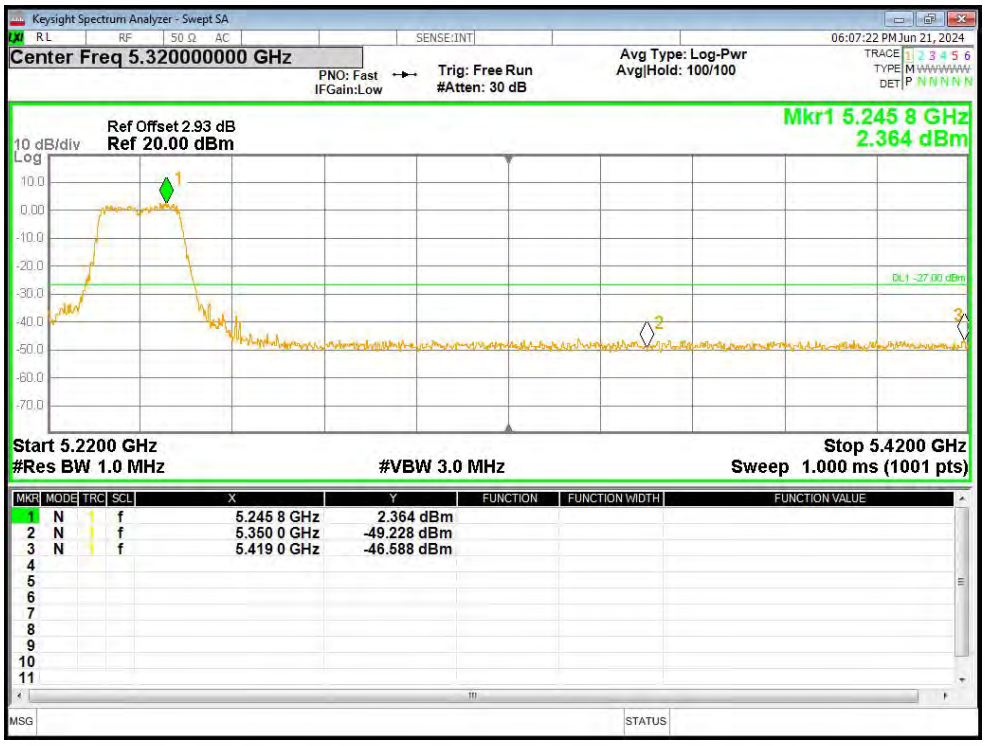

Band Edge NVNT ac40 5190MHz Low Ant1

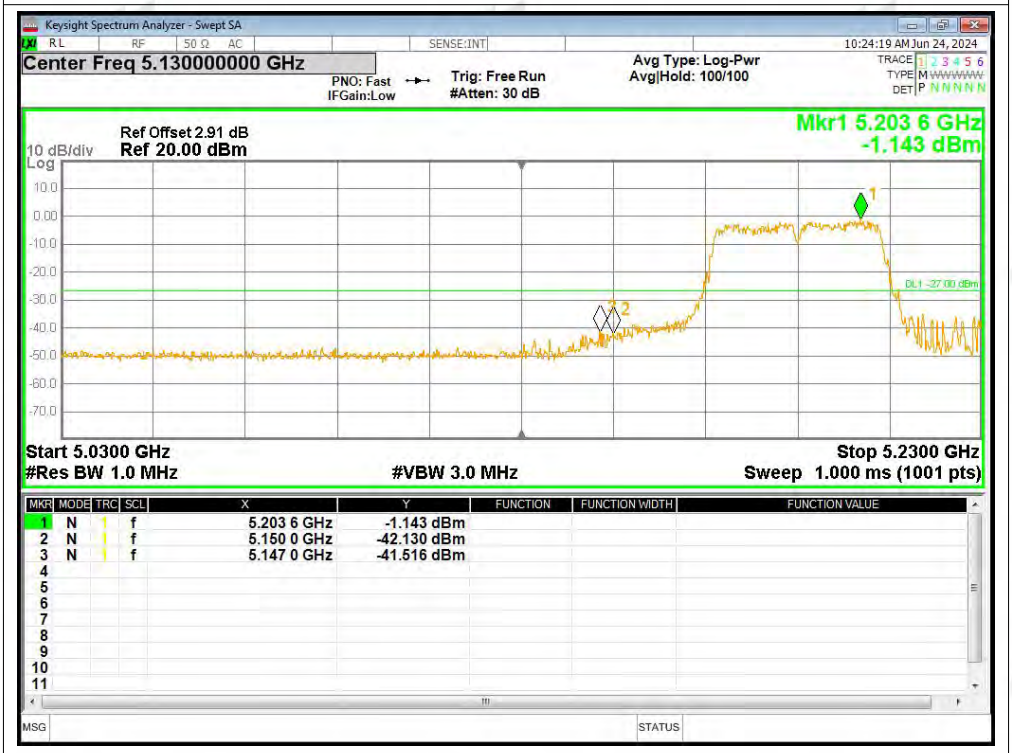

Band Edge NVNT ac40 5230MHz High Ant1

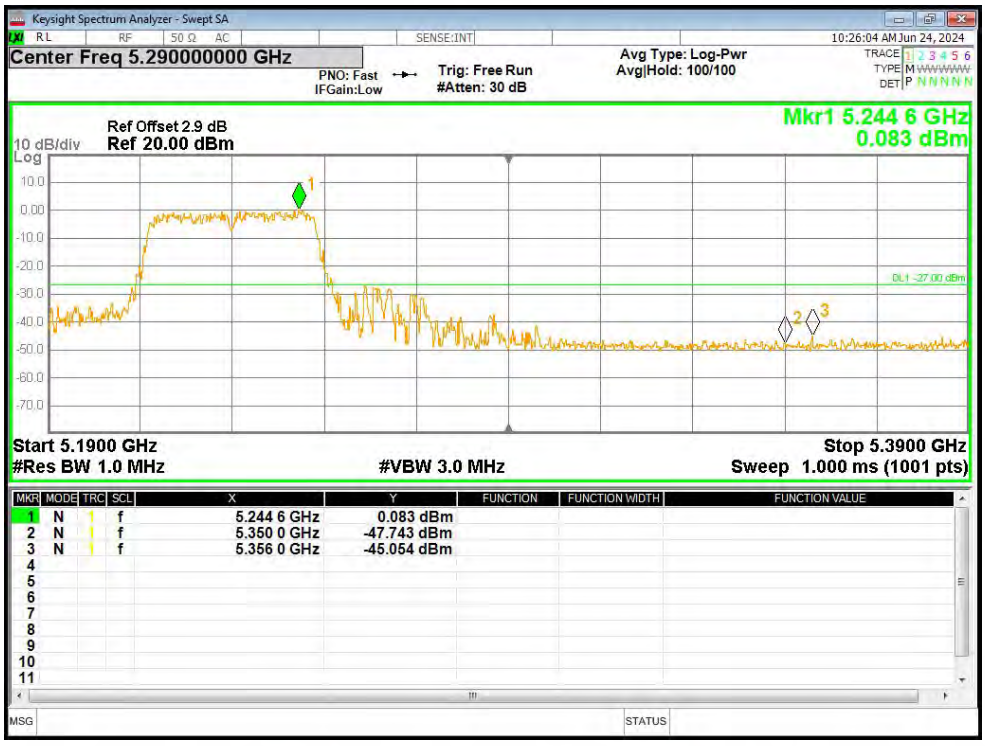

Band Edge NVNT ac40 5190MHz Low Ant2

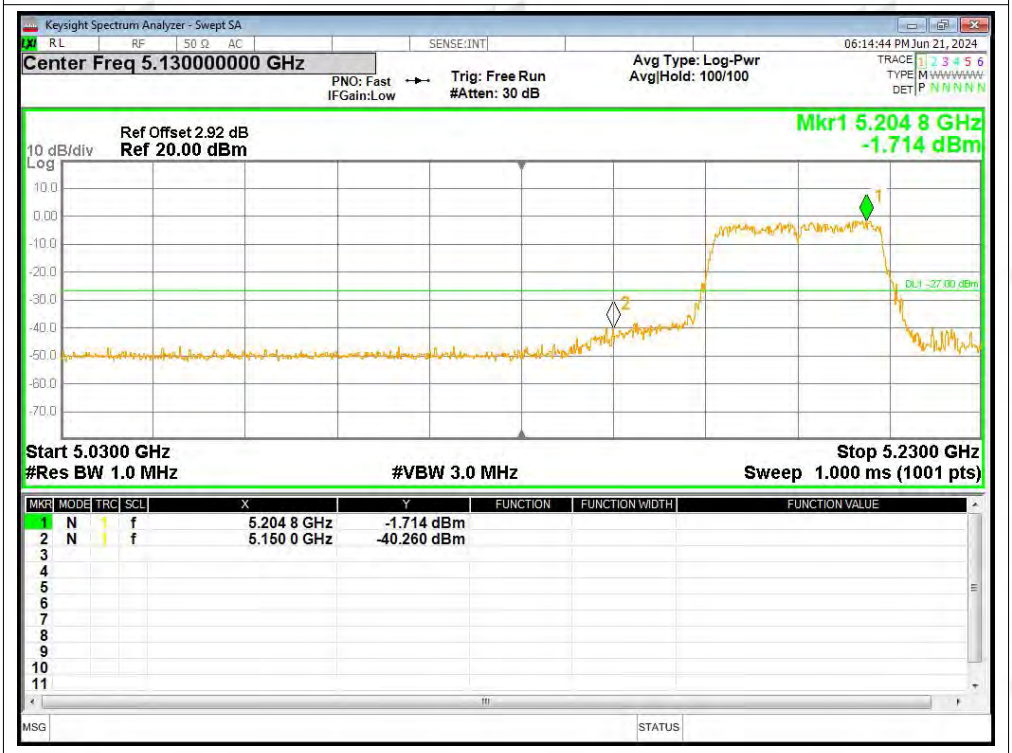

Band Edge NVNT ac40 5230MHz High Ant2

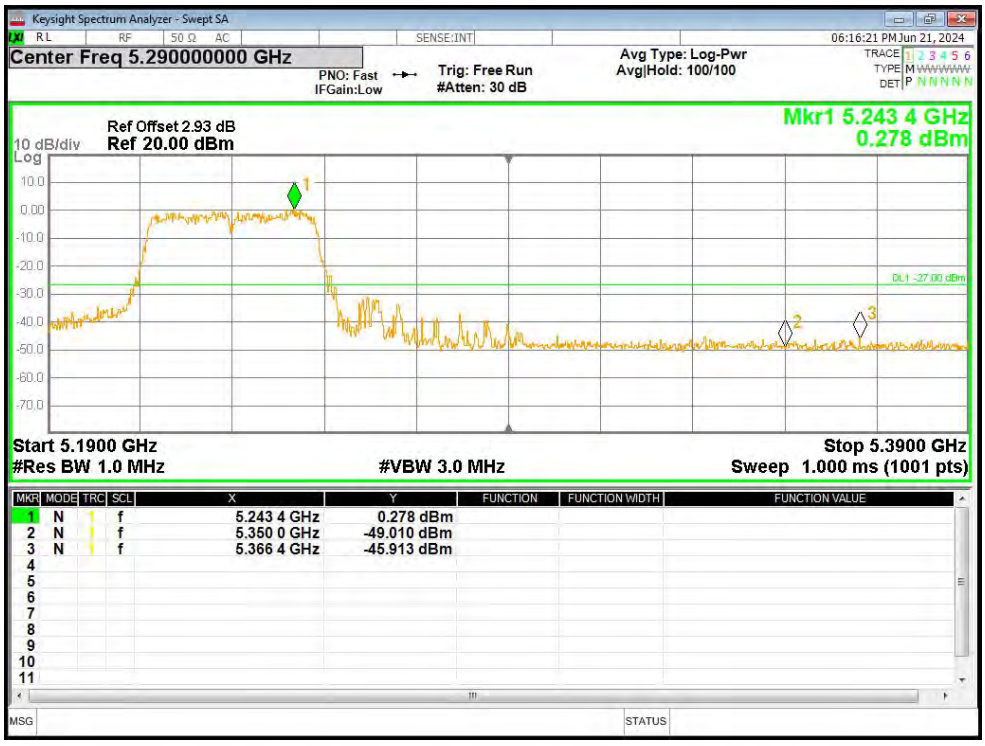

Band Edge NVNT ac80 5210MHz Low Ant1

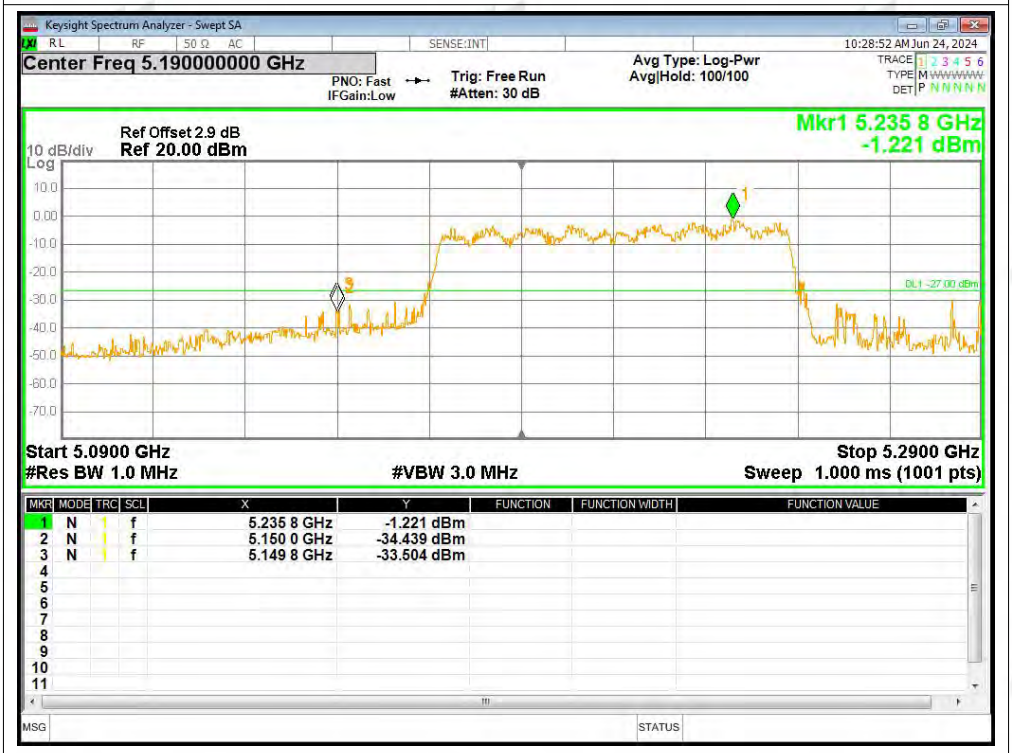

Band Edge NVNT ac80 5210MHz Low Ant2

A7. Frequency Stability

ANT1							
Voltage							
TestMode	Channel	Voltage [Vdc]	Temperature (℃)	Frequency Error (Hz)	Deviation (ppm)	Limit (ppm)	Verdict
a	5180	NV	NT	-20000	-3.86	Within 5150-5250MHz	Pass
		LV	NT	-20000	-3.86		
		HV	NT	-20000	-3.86		
	5200	NV	NT	-20000	-3.85		
		LV	NT	-20000	-3.85		
		HV	NT	-20000	-3.85		
	5240	NV	NT	-40000	-7.63		
		LV	NT	-40000	-7.63		
		HV	NT	-40000	-7.63		
n20	5180	NV	NT	-20000	-3.86		
		LV	NT	-20000	-3.86		
		HV	NT	-20000	-3.86		
	5200	NV	NT	-20000	-3.85		
		LV	NT	-20000	-3.85		
		HV	NT	-20000	-3.85		
	5240	NV	NT	-20000	-3.82		
		LV	NT	-20000	-3.82		
		HV	NT	-20000	-3.82		
ac20	5180	NV	NT	-40000	-7.72		
		LV	NT	-40000	-7.72		
		HV	NT	-40000	-7.72		
	5200	NV	NT	0	0		
		LV	NT	0	0		
		HV	NT	0	0		
	5240	NV	NT	-20000	-3.82		
		LV	NT	-20000	-3.82		
		HV	NT	-20000	-3.82		

n40	5190	NV	NT	0	0	Within 5150-5250MHz	Pass
		LV	NT	0	0		
		HV	NT	0	0		
	5230	NV	NT	-40000	-7.71		
		LV	NT	-40000	-7.71		
		HV	NT	-40000	-7.71		
ac40	5190	NV	NT	0	0		
		LV	NT	0	0		
		HV	NT	0	0		
	5230	NV	NT	0	0		
		LV	NT	0	0		
		HV	NT	0	0		
ac80	5210	NV	NT	0	0		
		LV	NT	0	0		
		HV	NT	0	0		

ANT1							
Temperature							
TestMode	Channel	Voltage [Vdc]	Temperature (℃)	Frequency Error (Hz)	Deviation (ppm)	Limit (ppm)	Verdict
a	5180	NV	-20	-20000	-3.86	Within 5150-5250MHz	Pass
		NV	-10	-20000	-3.86		
		NV	0	-20000	-3.86		
		NV	20	-20000	-3.86		
		NV	40	-20000	-3.86		
		NV	60	-20000	-3.86		
		NV	70	-20000	-3.86		
	5200	NV	-20	-20000	-3.85		
		NV	-10	-20000	-3.85		
		NV	0	-20000	-3.85		
		NV	20	-20000	-3.85		
		NV	40	-20000	-3.85		
		NV	60	-20000	-3.85		
		NV	70	-20000	-3.85		
	5240	NV	-20	-40000	-7.63		
		NV	-10	-40000	-7.63		
		NV	0	-40000	-7.63		

		NV	20	-40000	-7.63		
		NV	40	-40000	-7.63		
		NV	60	-40000	-7.63		
		NV	70	-40000	-7.63		
N20	5180	NV	-20	-20000	-3.86	Within 5150-5250MHz	Pass
		NV	-10	-20000	-3.86		
		NV	0	-20000	-3.86		
		NV	20	-20000	-3.86		
		NV	40	-20000	-3.86		
		NV	60	-20000	-3.86		
		NV	70	-20000	-3.86		
	5200	NV	-20	-20000	-3.85		
		NV	-10	-20000	-3.85		
		NV	0	-20000	-3.85		
		NV	20	-20000	-3.85		
		NV	40	-20000	-3.85		
		NV	60	-20000	-3.85		
		NV	70	-20000	-3.85		
	5240	NV	-20	-20000	-3.82		
		NV	-10	-20000	-3.82		
		NV	0	-20000	-3.82		
		NV	20	-20000	-3.82		
		NV	40	-20000	-3.82		
		NV	60	-20000	-3.82		
		NV	70	-20000	-3.82		
ac20	5180	NV	-20	-40000	-7.72		
		NV	-10	-40000	-7.72		
		NV	0	-40000	-7.72		
		NV	20	-40000	-7.72		
		NV	40	-40000	-7.72		
		NV	60	-40000	-7.72		
		NV	70	-40000	-7.72		
	5200	NV	-20	0	0		
		NV	-10	0	0		
		NV	0	0	0		
		NV	20	0	0		
		NV	40	0	0		

		NV	60	0	0		
		NV	70	0	0		
ac20	5240	NV	-20	-20000	-3.82	Within 5150-5250MHz	Pass
		NV	-10	-20000	-3.82		
		NV	0	-20000	-3.82		
		NV	20	-20000	-3.82		
		NV	40	-20000	-3.82		
		NV	60	-20000	-3.82		
		NV	70	-20000	-3.82		
N40	5190	NV	-20	0	0		
		NV	-10	0	0		
		NV	0	0	0		
		NV	20	0	0		
		NV	40	0	0		
		NV	60	0	0		
		NV	70	0	0		
	5230	NV	-20	0	0		
		NV	-10	0	0		
		NV	0	0	0		
		NV	20	0	0		
		NV	40	0	0		
		NV	60	0	0		
		NV	70	0	0		
ac40	5190	NV	-20	0	0		
		NV	-10	0	0		
		NV	0	0	0		
		NV	20	0	0		
		NV	40	0	0		
		NV	60	0	0		
		NV	70	0	0		
	5230	NV	-20	0	0		
		NV	-10	0	0		
		NV	0	0	0		
		NV	20	0	0		
		NV	40	0	0		
		NV	60	0	0		
		NV	70	0	0		

ac80	5210	NV	-20	0	0	Within 5150-5250MHz	Pass
		NV	-10	0	0		
		NV	0	0	0		
		NV	20	0	0		
		NV	40	0	0		
		NV	60	0	0		
		NV	70	0	0		

ANT2							
Voltage							
TestMode	Channel	Voltage [Vdc]	Temperature (℃)	Frequency Error (Hz)	Deviation (ppm)	Limit (ppm)	Verdict
a	5180	NV	NT	-20000	-3.86	Within 5150-5250MHz	Pass
		LV	NT	-20000	-3.86		
		HV	NT	-20000	-3.86		
	5200	NV	NT	-20000	-3.85		
		LV	NT	-20000	-3.85		
		HV	NT	-20000	-3.85		
	5240	NV	NT	-20000	-3.82		
		LV	NT	-20000	-3.82		
		HV	NT	-20000	-3.82		
n20	5180	NV	NT	-20000	-3.86		
		LV	NT	-20000	-3.86		
		HV	NT	-20000	-3.86		
	5200	NV	NT	-20000	-3.85		
		LV	NT	-20000	-3.85		
		HV	NT	-20000	-3.85		
	5240	NV	NT	0	0		
		LV	NT	0	0		
		HV	NT	0	0		
ac20	5180	NV	NT	0	0		
		LV	NT	0	0		
		HV	NT	0	0		
	5200	NV	NT	0	0		
		LV	NT	0	0		
		HV	NT	0	0		
	5240	NV	NT	0	0		
		LV	NT	0	0		
		HV	NT	0	0		

n40	5190	NV	NT	-40000	-7.71	Within 5150-5250MHz	Pass
		LV	NT	-40000	-7.71		
		HV	NT	-40000	-7.71		
	5230	NV	NT	-40000	-7.65		
		LV	NT	-40000	-7.65		
		HV	NT	-40000	-7.65		
ac40	5190	NV	NT	0	0		
		LV	NT	0	0		
		HV	NT	0	0		
	5230	NV	NT	0	0		
		LV	NT	0	0		
		HV	NT	0	0		
ac80	5210	NV	NT	80000	15.36		
		LV	NT	80000	15.36		
		HV	NT	80000	15.36		

ANT2							
Temperature							
TestMode	Channel	Voltage [Vdc]	Temperature (℃)	Frequency Error (Hz)	Deviation (ppm)	Limit (ppm)	Verdict
a	5180	NV	-20	-20000	-3.86	Within 5150-5250MHz	Pass
		NV	-10	-20000	-3.86		
		NV	0	-20000	-3.86		
		NV	20	-20000	-3.86		
		NV	40	-20000	-3.86		
		NV	60	-20000	-3.86		
		NV	70	-20000	-3.86		
	5200	NV	-20	-20000	-3.85		
		NV	-10	-20000	-3.85		
		NV	0	-20000	-3.85		
		NV	20	-20000	-3.85		
		NV	40	-20000	-3.85		
		NV	60	-20000	-3.85		
		NV	70	-20000	-3.85		
	5240	NV	-20	-20000	-3.82		
		NV	-10	-20000	-3.82		
		NV	0	-20000	-3.82		

		NV	20	-20000	-3.82		
		NV	40	-20000	-3.82		
		NV	60	-20000	-3.82		
		NV	70	-20000	-3.82		
N20	5180	NV	-20	-20000	-3.86	Within 5150-5250MHz	Pass
		NV	-10	-20000	-3.86		
		NV	0	-20000	-3.86		
		NV	20	-20000	-3.86		
		NV	40	-20000	-3.86		
		NV	60	-20000	-3.86		
		NV	70	-20000	-3.86		
	5200	NV	-20	-20000	-3.86		
		NV	-10	-20000	-3.86		
		NV	0	-20000	-3.86		
		NV	20	-20000	-3.86		
		NV	40	-20000	-3.86		
		NV	60	-20000	-3.86		
		NV	70	-20000	-3.86		
	5240	NV	-20	0	0		
		NV	-10	0	0		
		NV	0	0	0		
		NV	20	0	0		
		NV	40	0	0		
		NV	60	0	0		
		NV	70	0	0		
ac20	5180	NV	-20	0	0		
		NV	-10	0	0		
		NV	0	0	0		
		NV	20	0	0		
		NV	40	0	0		
		NV	60	0	0		
		NV	70	0	0		
	5200	NV	-20	0	0		
		NV	-10	0	0		
		NV	0	0	0		
		NV	20	0	0		
		NV	40	0	0		

		NV	60	0	0		
		NV	70	0	0		
ac20	5240	NV	-20	0	0	Within 5150-5250MHz	Pass
		NV	-10	0	0		
		NV	0	0	0		
		NV	20	0	0		
		NV	40	0	0		
		NV	60	0	0		
		NV	70	0	0		
N40	5190	NV	-20	-40000	-7.71		
		NV	-10	-40000	-7.71		
		NV	0	-40000	-7.71		
		NV	20	-40000	-7.71		
		NV	40	-40000	-7.71		
		NV	60	-40000	-7.71		
		NV	70	-40000	-7.71		
	5230	NV	-20	-40000	-7.65		
		NV	-10	-40000	-7.65		
		NV	0	-40000	-7.65		
		NV	20	-40000	-7.65		
		NV	40	-40000	-7.65		
		NV	60	-40000	-7.65		
		NV	70	-40000	-7.65		
ac40	5200	NV	-20	0	0		
		NV	-10	0	0		
		NV	0	0	0		
		NV	20	0	0		
		NV	40	0	0		
		NV	60	0	0		
		NV	70	0	0		
	5240	NV	-20	0	0		
		NV	-10	0	0		
		NV	0	0	0		
		NV	20	0	0		
		NV	40	0	0		
		NV	60	0	0		
		NV	70	0	0		

ac80	5210	NV	-20	80000	15.36	Within 5150-5250MHz	Pass
		NV	-10	80000	15.36		
		NV	0	80000	15.36		
		NV	20	80000	15.36		
		NV	40	80000	15.36		
		NV	60	80000	15.36		
		NV	70	80000	15.36		

Note:Test temperature:−20°to + 70°. At room temperature, the test results are the worst, only reflecting the test results graphs at room temperature.

Test Graphs

Freq. Stability NVNT a 5180MHz Ant1

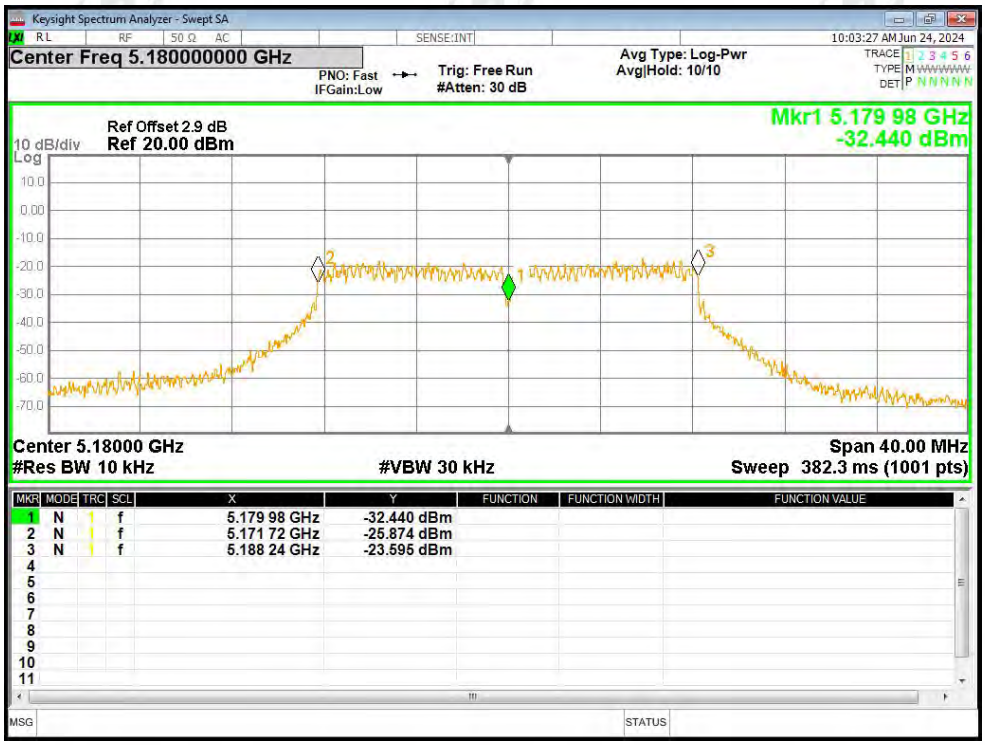

Freq. Stability NVNT a 5200MHz Ant1

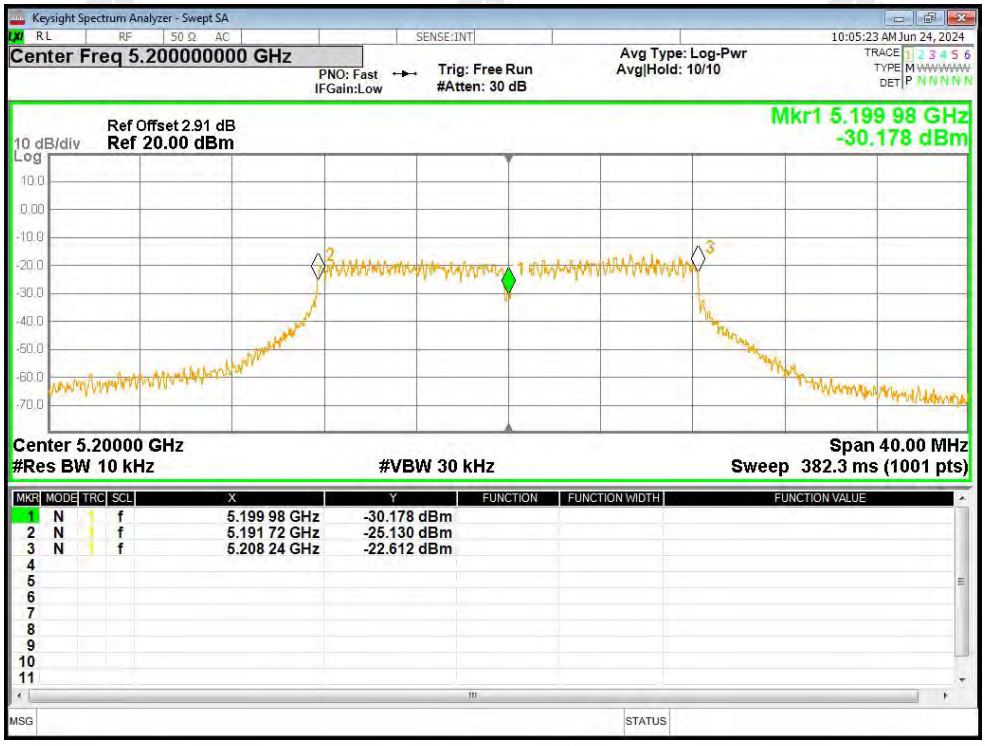

Freq. Stability NVNT a 5240MHz Ant1

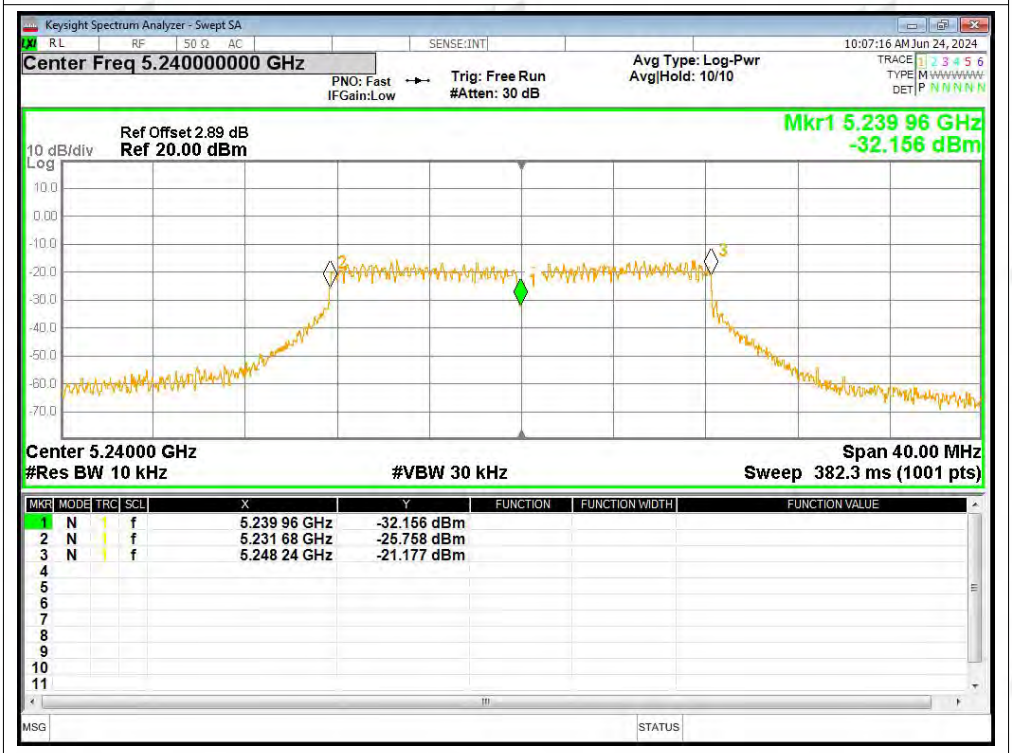

Freq. Stability NVNT a 5180MHz Ant2

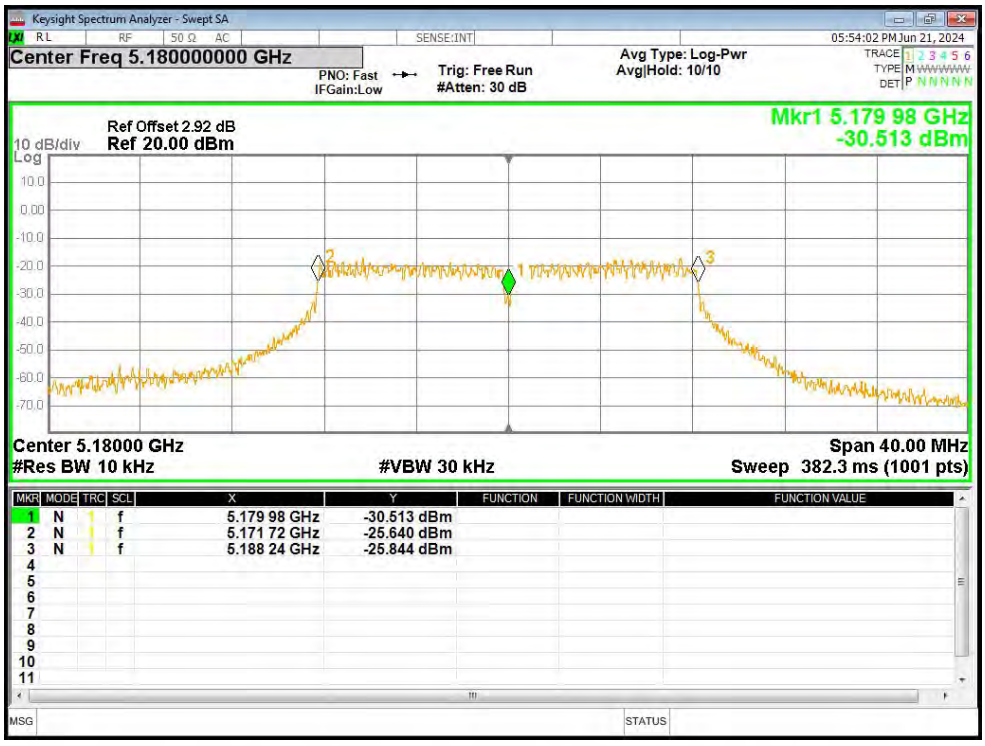

Freq. Stability NVNT a 5200MHz Ant2

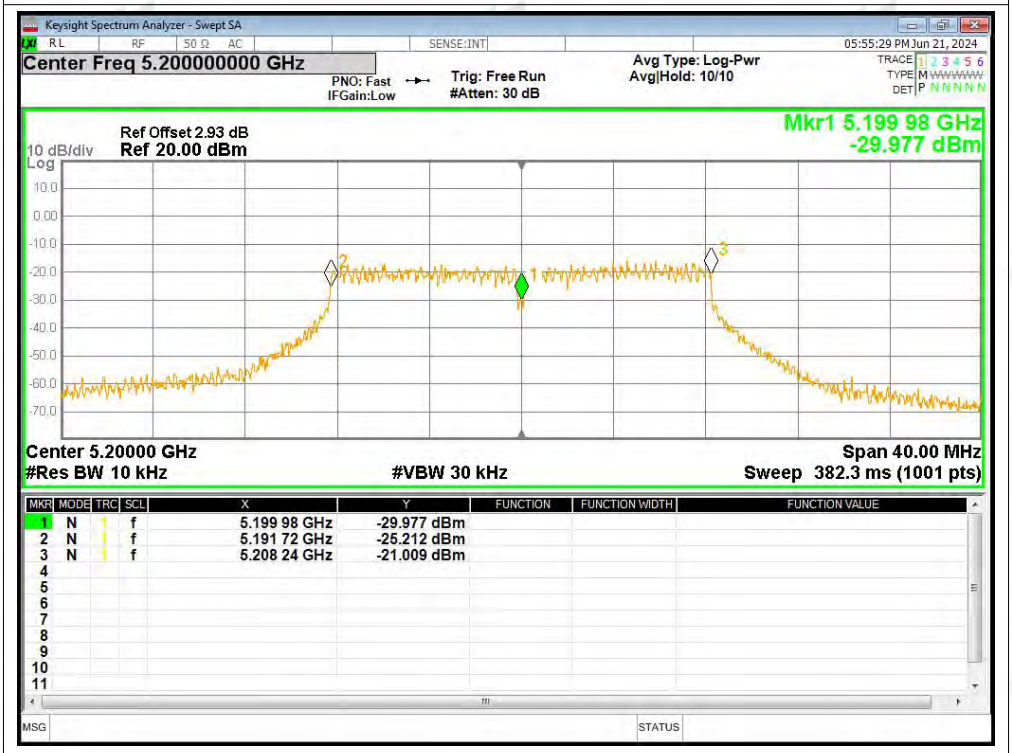

Freq. Stability NVNT a 5240MHz Ant2

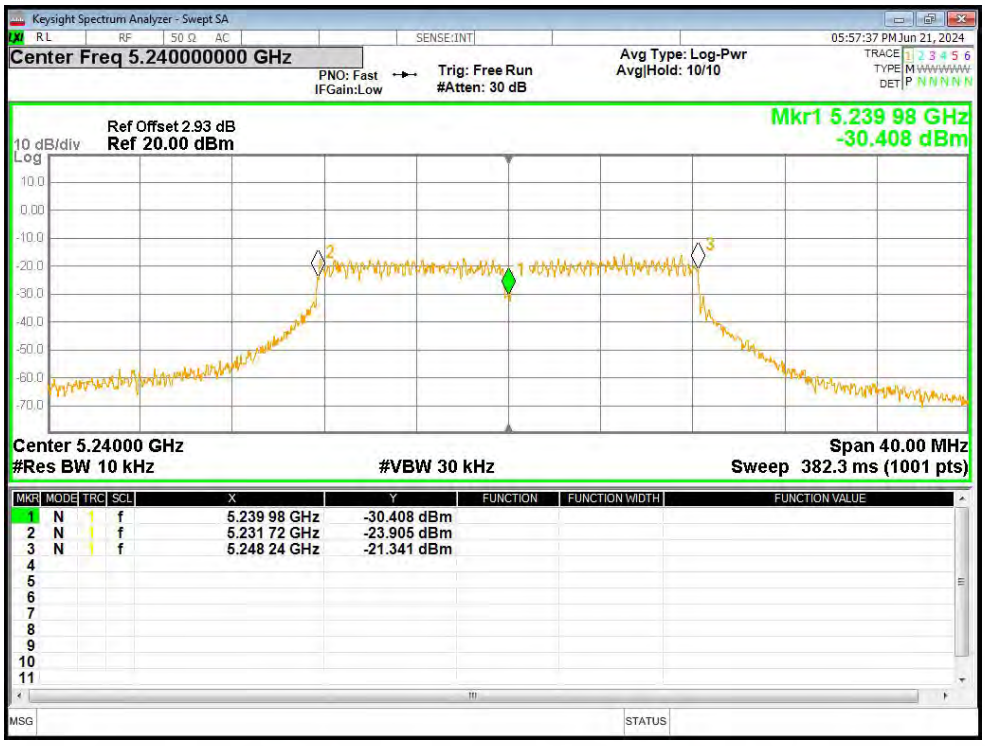

Freq. Stability NVNT n20 5180MHz Ant1

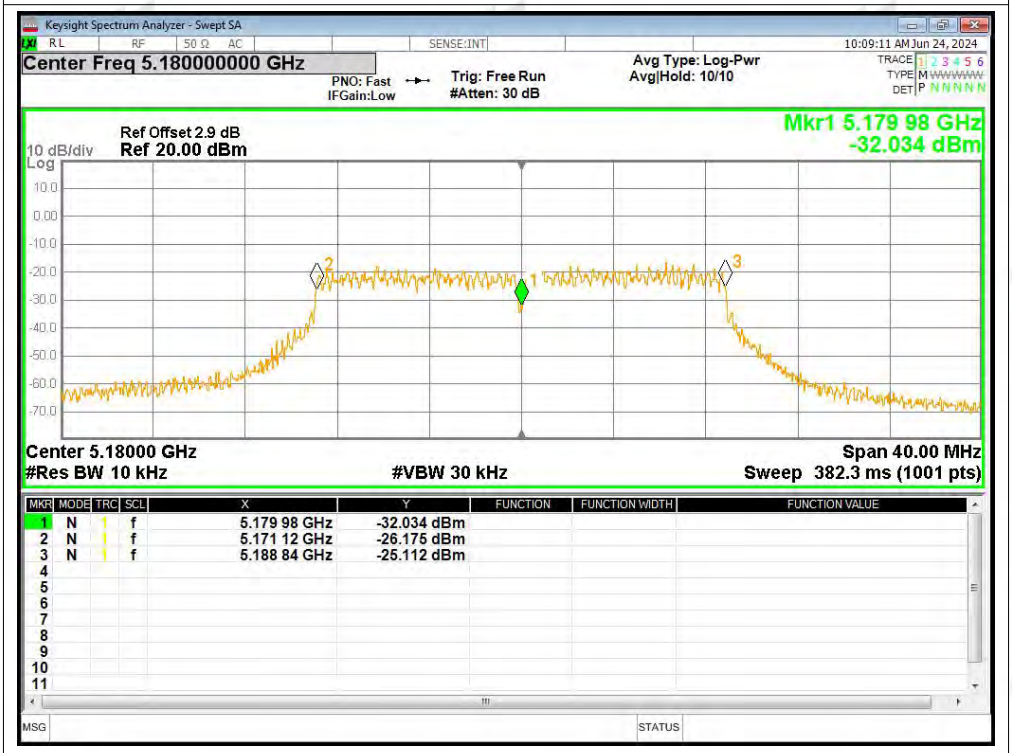

Freq. Stability NVNT n20 5200MHz Ant1

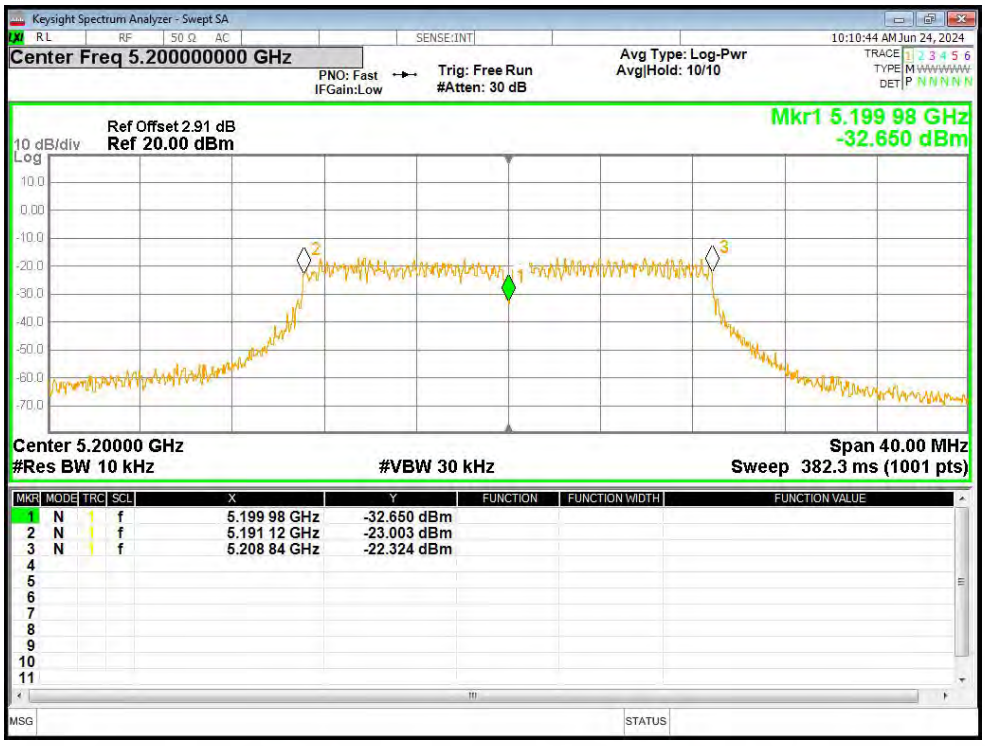

Freq. Stability NVNT n20 5240MHz Ant1

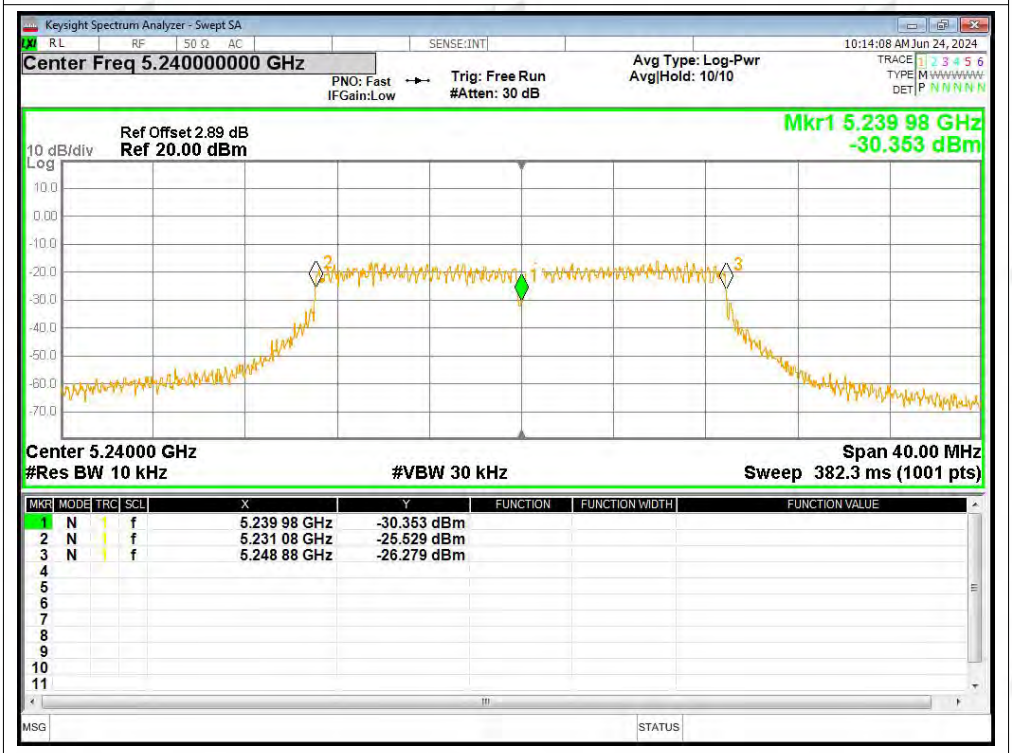

Freq. Stability NVNT n20 5180MHz Ant2

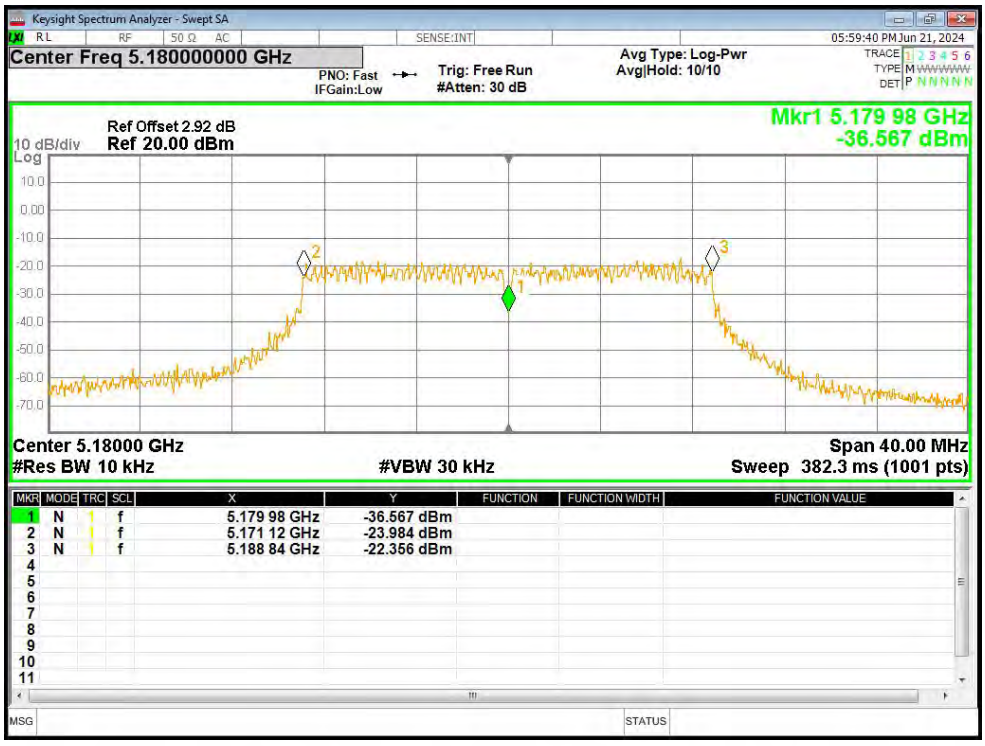

Freq. Stability NVNT n20 5200MHz Ant2

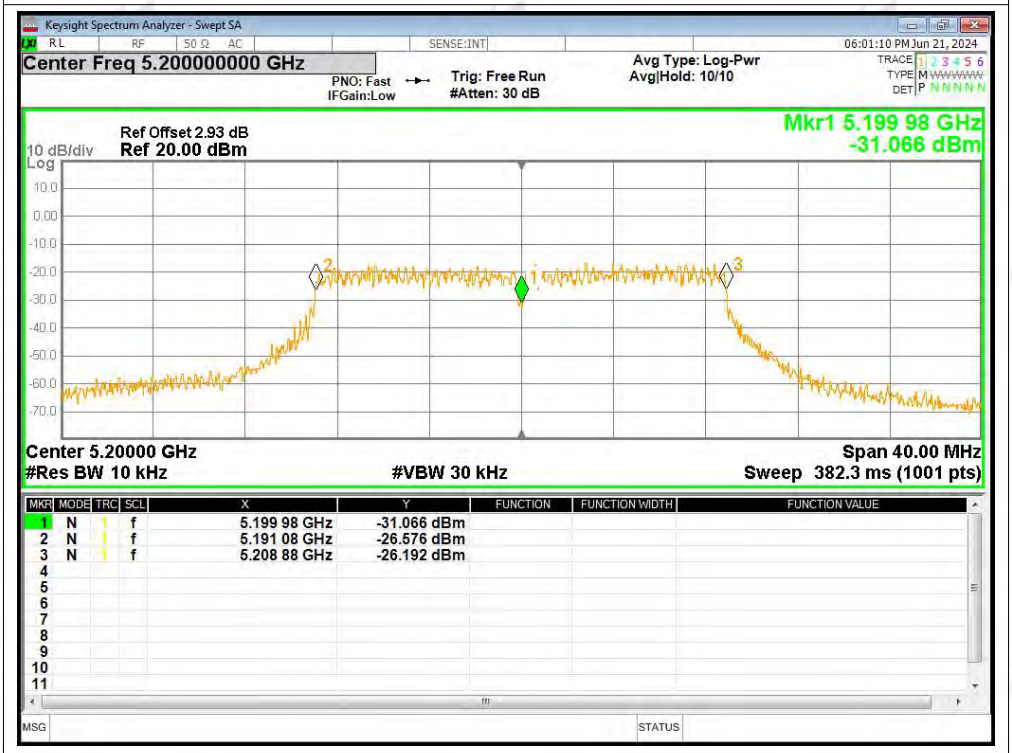

Freq. Stability NVNT n20 5240MHz Ant2

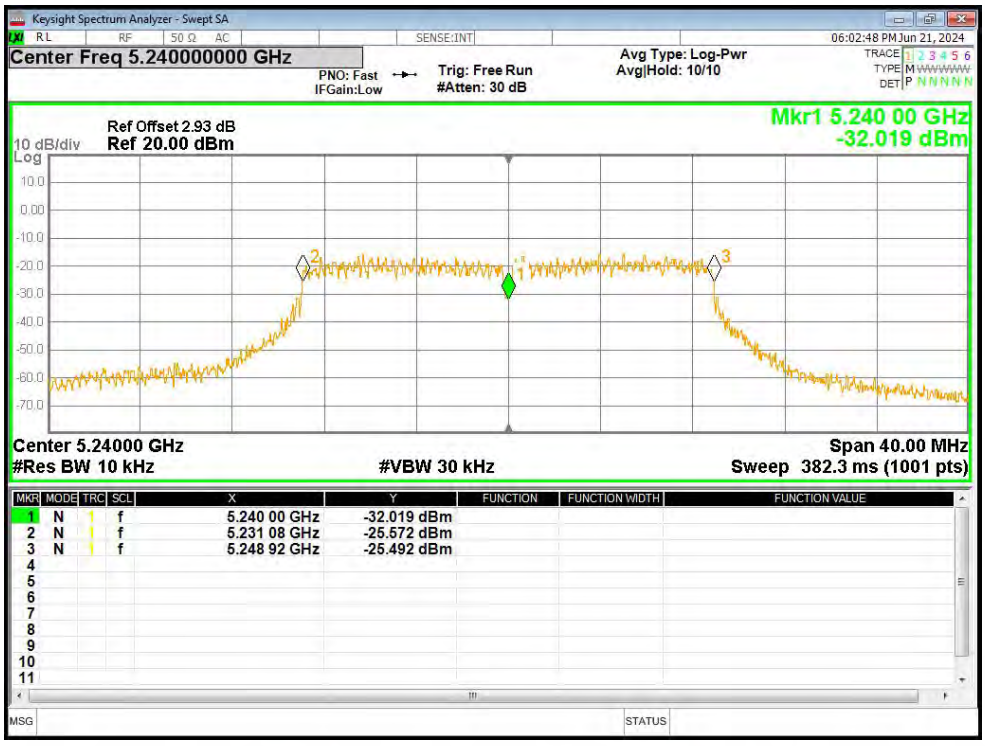

Freq. Stability NVNT n40 5190MHz Ant1

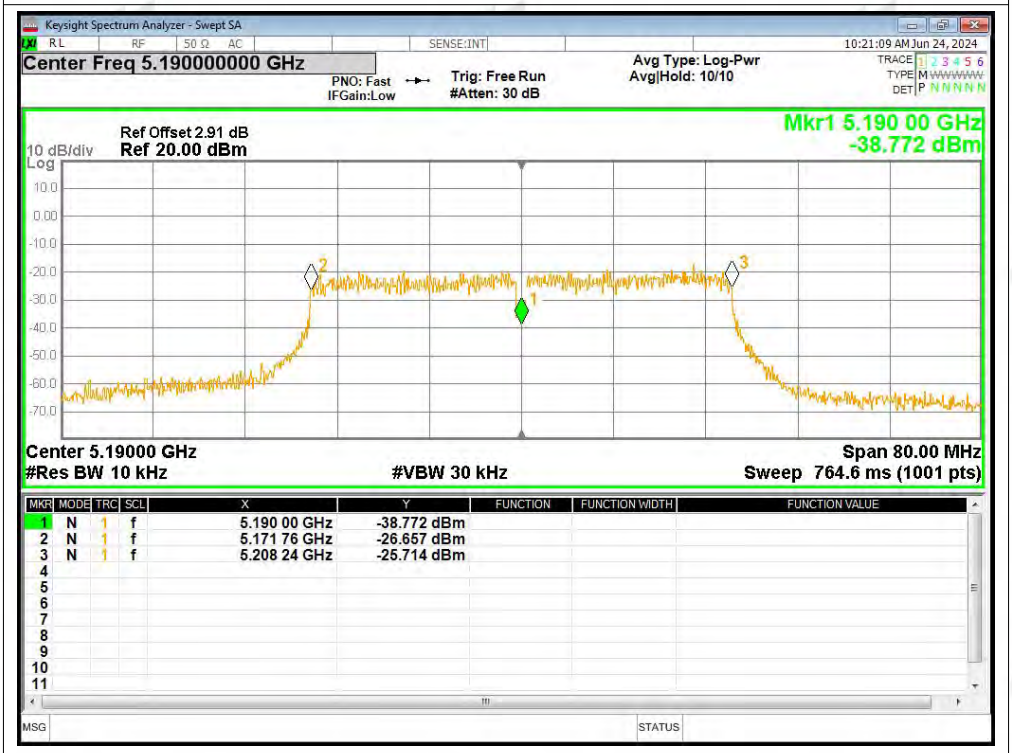

Freq. Stability NVNT n40 5230MHz Ant1

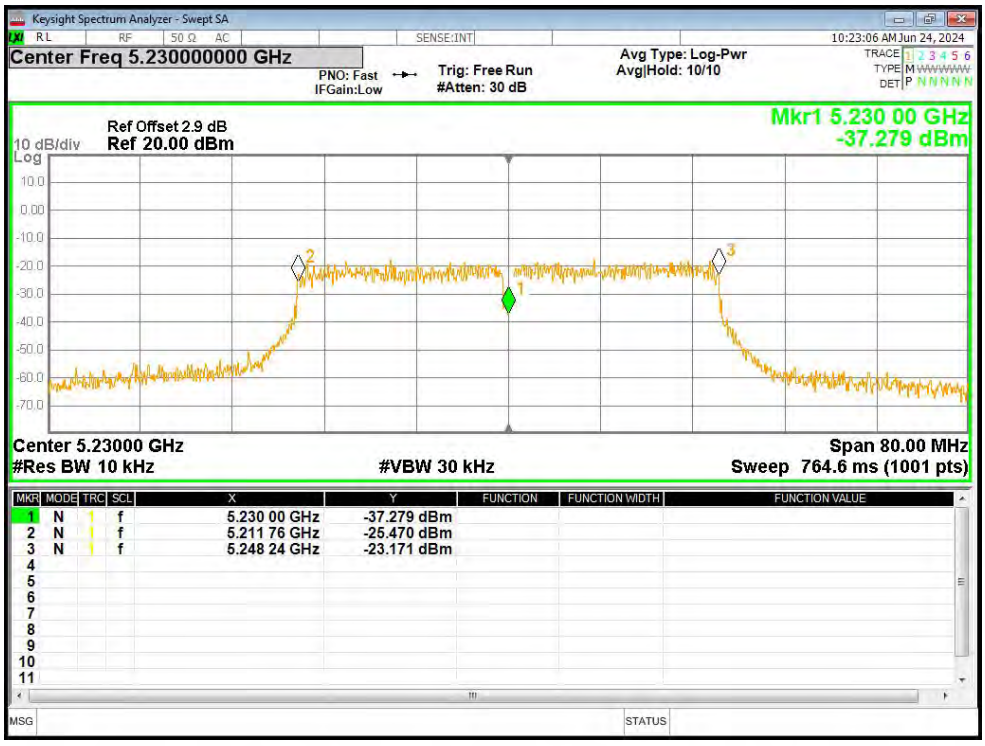

Freq. Stability NVNT n40 5190MHz Ant2

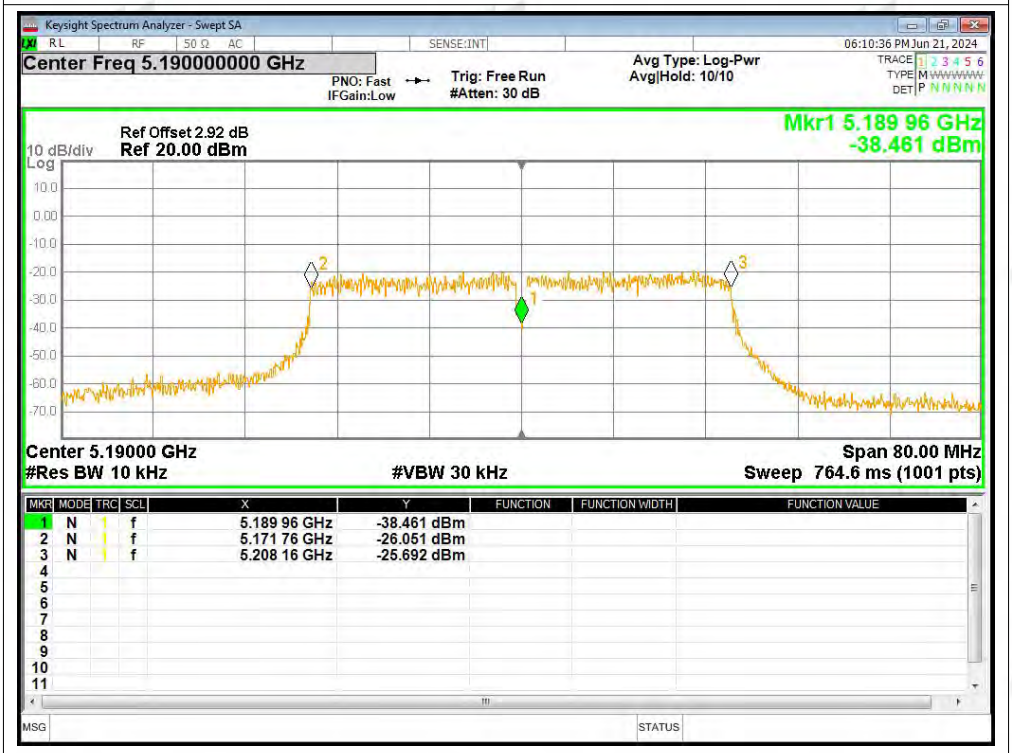
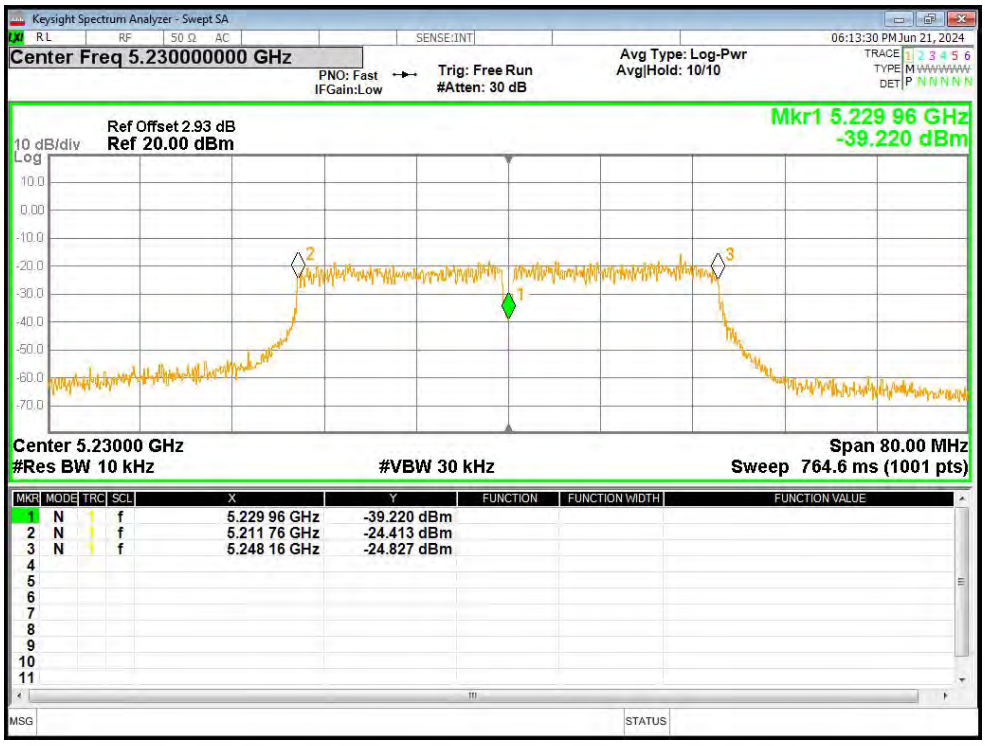
Freq. Stability NVNT n40 5230MHz Ant2