Test Mode: LTE Band 14 / 5MHz / 1RB / QPSK

Lowest channel

Highest channel

Test Mode: LTE Band 14 / 5MHz / 25RB / QPSK

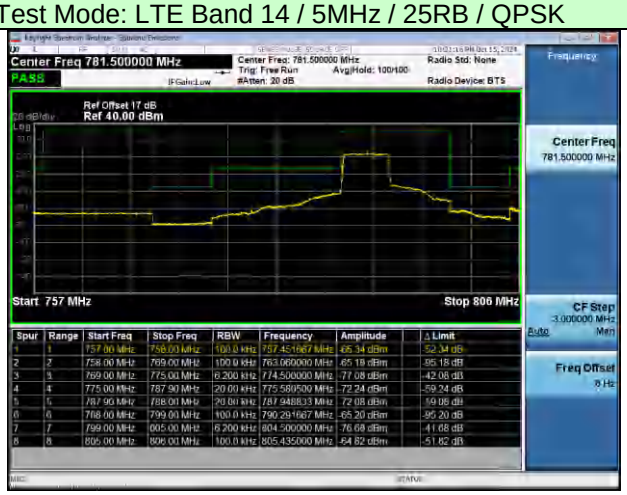

Lowest channel

Highest channel

Test Mode: LTE Band 14 / 10MHz / 1RB / QPSK

Lowest channel

Test Mode: LTE Band 14 / 10MHz / 50RB / QPSK

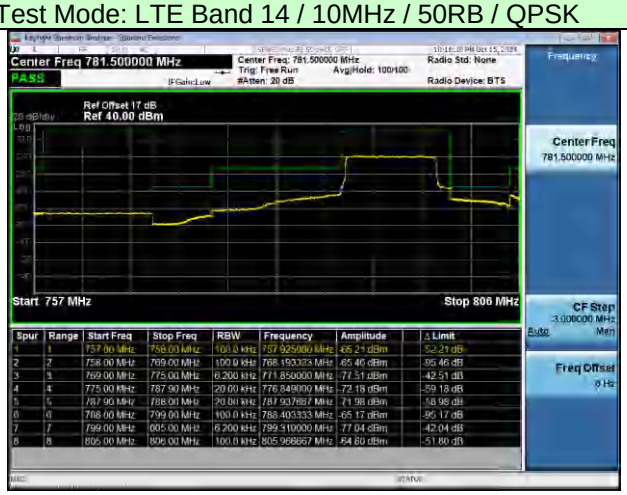

Lowest channel

Test Mode: LTE Band 14 / 5MHz / 1RB / 16-QAM

Lowest channel

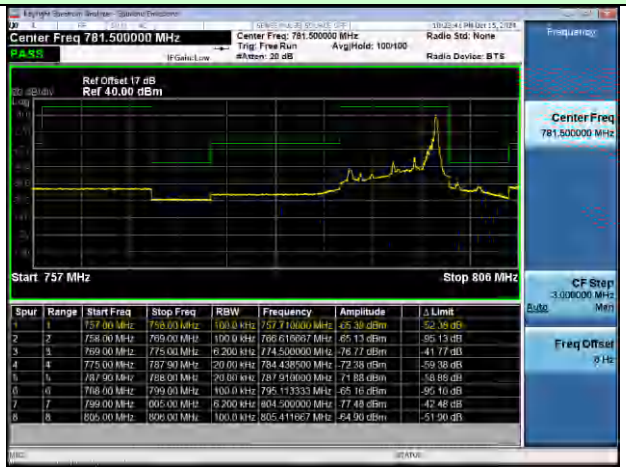

Highest channel

Test Mode: LTE Band 14 / 5MHz / 25RB / 16-QAM

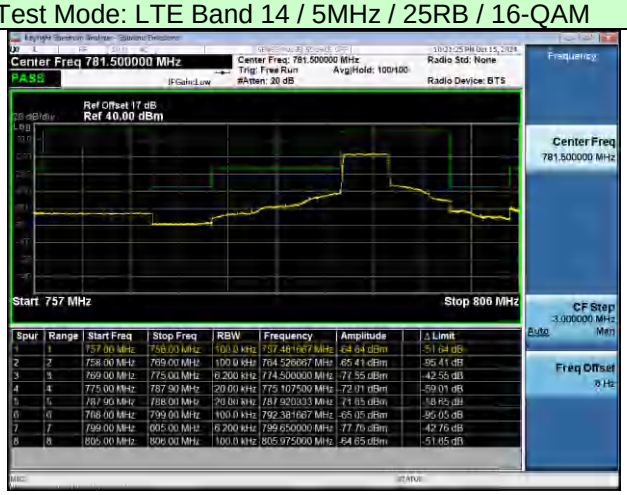

Lowest channel

Highest channel

Test Mode: LTE Band 14 / 10MHz / 1RB / 16-QAM

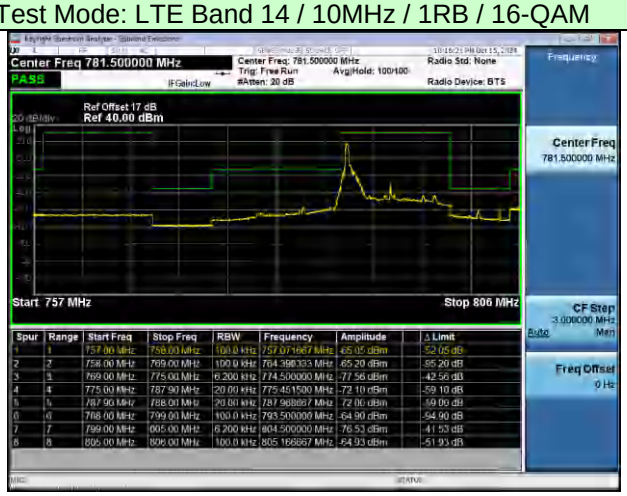

Lowest channel

Test Mode: LTE Band 14 / 10MHz / 50RB / 16-QAM

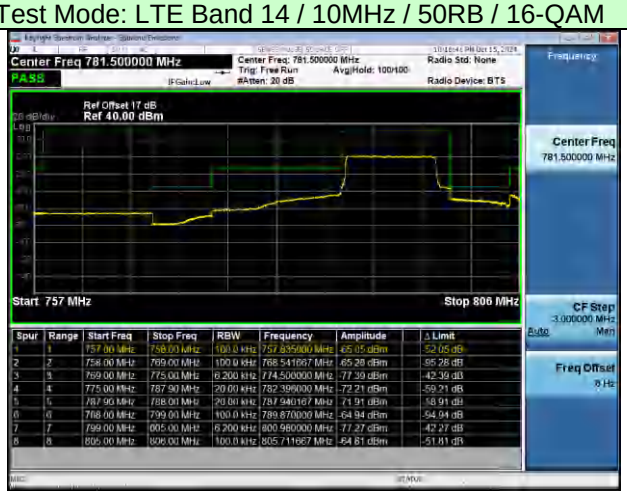

Lowest channel

Test Mode: LTE Band 66 / 1.4MHz / 1RB / QPSK

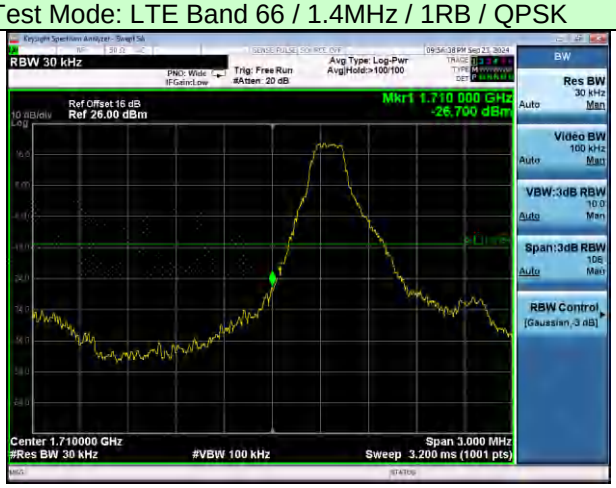

Lowest channel

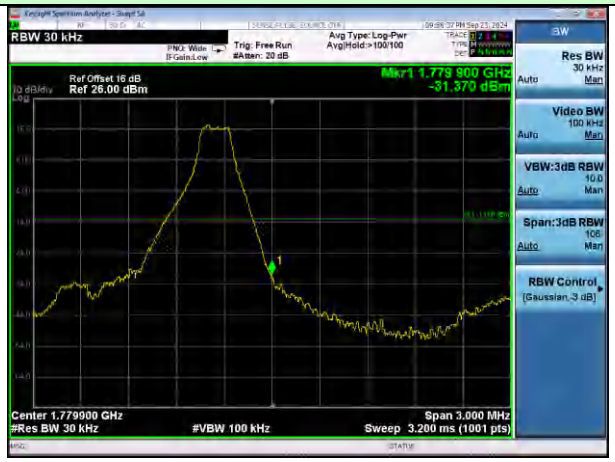

Highest channel

Test Mode: LTE Band 66 / 1.4MHz / 6RB / QPSK

Lowest channel

Highest channel

Test Mode: LTE Band 66 / 3MHz / 1RB / QPSK

Lowest channel

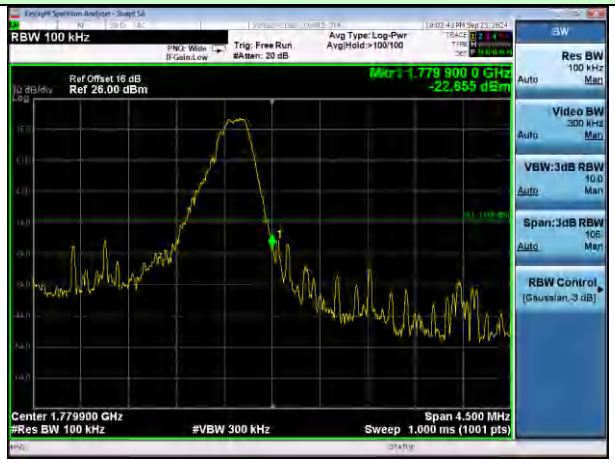

Highest channel

Test Mode: LTE Band 66 / 3MHz / 15RB / QPSK

Lowest channel

Highest channel

Test Mode: LTE Band 66 / 5MHz / 1RB / QPSK

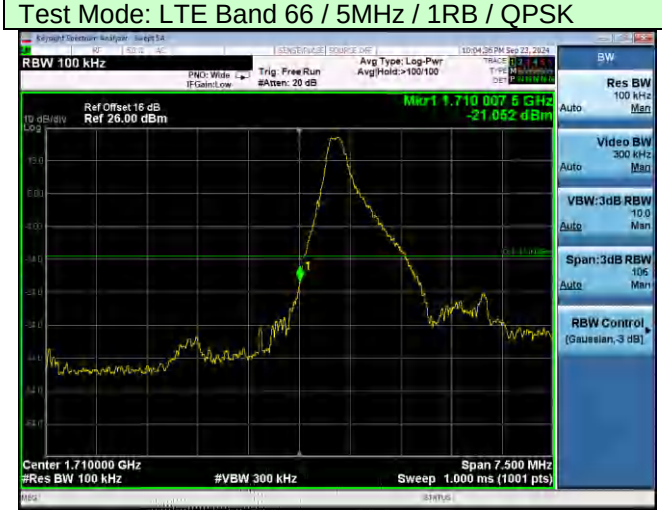

Lowest channel

Highest channel

Test Mode: LTE Band 66 / 5MHz / 25RB / QPSK

Lowest channel

Highest channel

Test Mode: LTE Band 66 / 10MHz / 1RB / QPSK

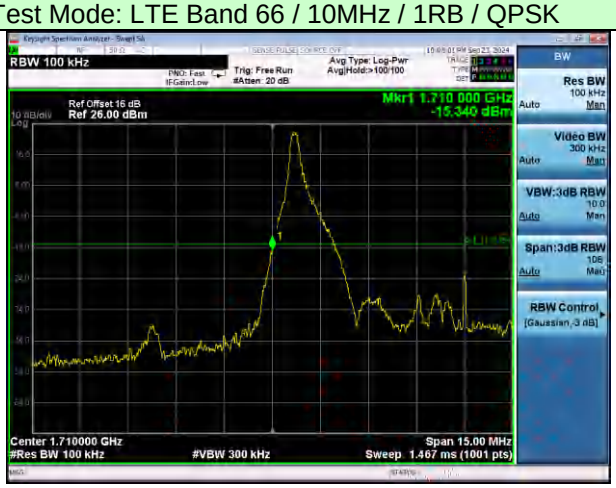

Lowest channel

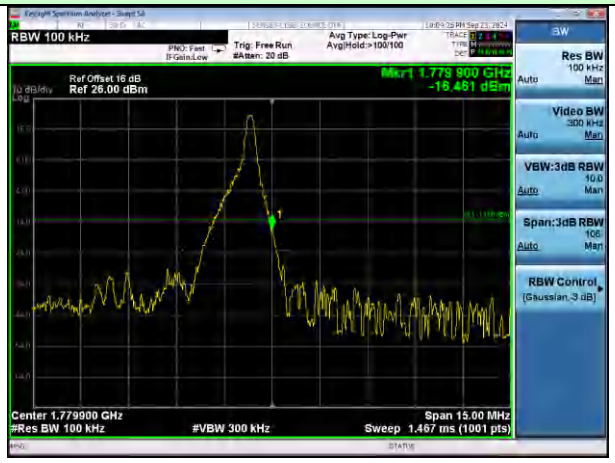

Highest channel

Test Mode: LTE Band 66 / 10MHz / 50RB / QPSK

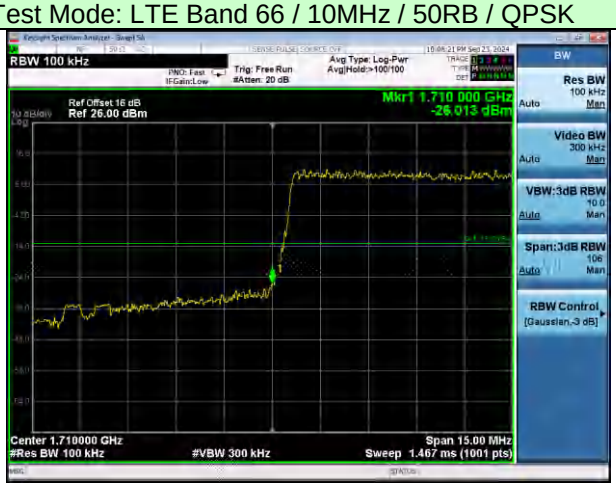

Lowest channel

Highest channel

Test Mode: LTE Band 66 / 15MHz / 1RB / QPSK

Lowest channel

Highest channel

Test Mode: LTE Band 66 / 15MHz / 75RB / QPSK

Lowest channel

Highest channel

Test Mode: LTE Band 66 / 20MHz / 1RB / QPSK

Lowest channel

Highest channel

Test Mode: LTE Band 66 / 20MHz / 100RB / QPSK

Lowest channel

Highest channel

Test Mode: LTE Band 66 / 1.4MHz / 1RB / 16-QAM

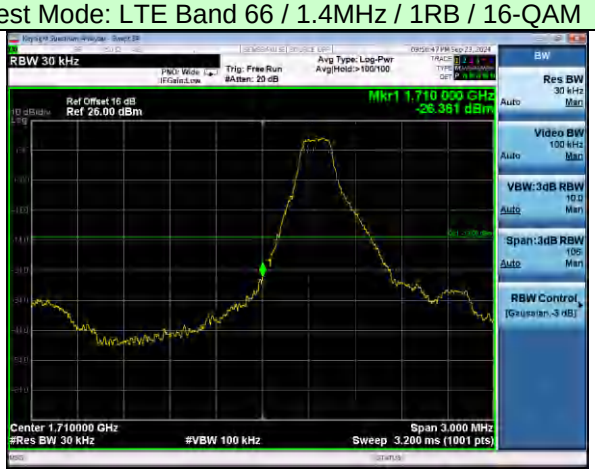

Lowest channel

Highest channel

Test Mode: LTE Band 66 / 1.4MHz / 6RB / 16-QAM

Lowest channel

Highest channel

Test Mode: LTE Band 66 / 3MHz / 1RB / 16-QAM

Lowest channel

Highest channel

Test Mode: LTE Band 66 / 3MHz / 15RB / 16-QAM

Lowest channel Highest channel

Test Mode: LTE Band 66 / 5MHz / 1RB / 16-QAM

Lowest channel Highest channel

Test Mode: LTE Band 66 / 5MHz / 25RB / 16-QAM

Lowest channel Highest channel

Test Mode: LTE Band 66 / 10MHz / 1RB / 16-QAM

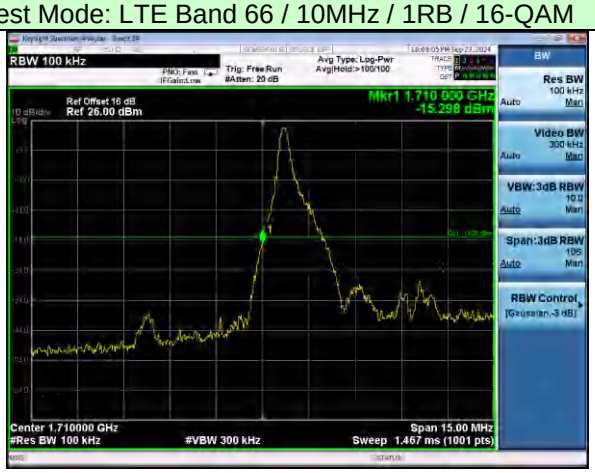

Lowest channel

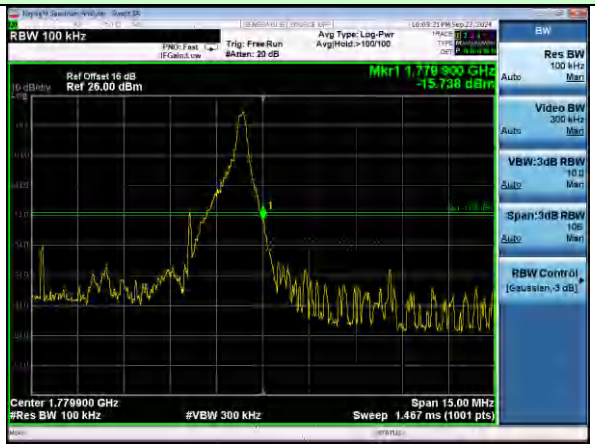

Highest channel

Test Mode: LTE Band 66 / 10MHz / 50RB / 16-QAM

Lowest channel

Highest channel

Test Mode: LTE Band 66 / 15MHz / 1RB / 16-QAM

Lowest channel

Highest channel

Test Mode: LTE Band 66 / 15MHz / 75RB / 16-QAM

Lowest channel

Highest channel

Test Mode: LTE Band 66 / 20MHz / 1RB / 16-QAM

Lowest channel

Highest channel

Test Mode: LTE Band 66 / 20MHz / 100RB / 16-QAM

Lowest channel

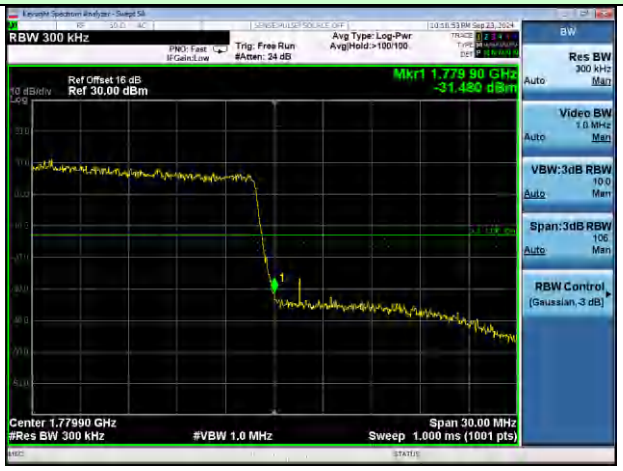

Highest channel

Test Mode: LTE Band 71 / 5MHz / 1RB / QPSK

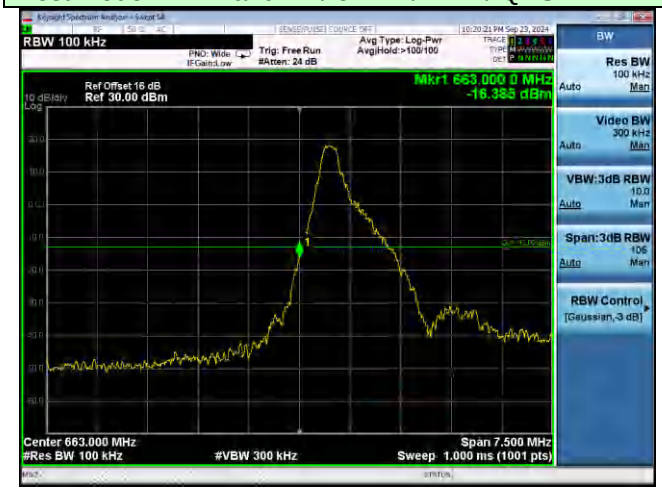

Lowest channel

Highest channel

Test Mode: LTE Band 71 / 5MHz / 25RB / QPSK

Lowest channel

Highest channel

Test Mode: LTE Band 71 / 10MHz / 1RB / QPSK

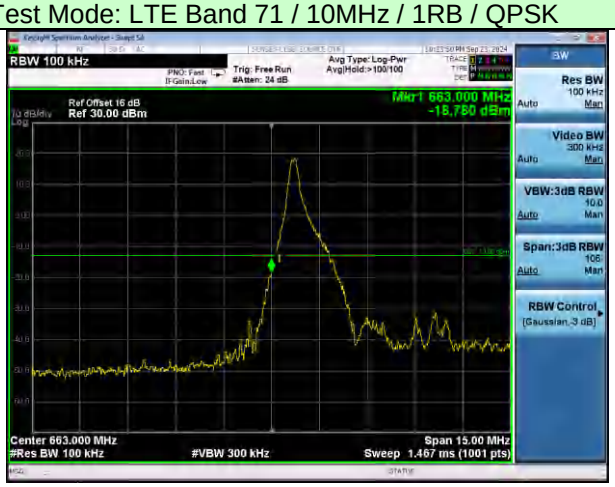

Lowest channel

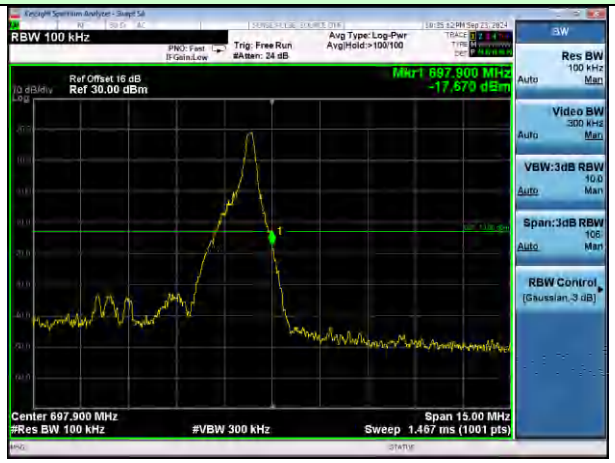

Highest channel

Test Mode: LTE Band 71 / 10MHz / 50RB / QPSK

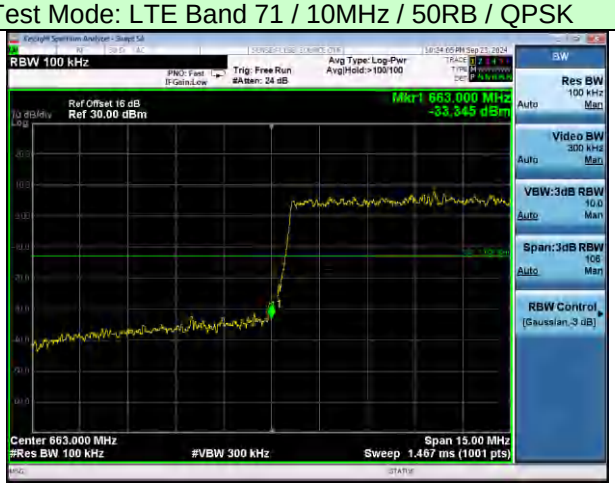

Lowest channel

Highest channel

Test Mode: LTE Band 71 / 15MHz / 1RB / QPSK

Lowest channel

Highest channel

Test Mode: LTE Band 71 / 15MHz / 75RB / QPSK

Lowest channel

Highest channel

Test Mode: LTE Band 71 / 20MHz / 1RB / QPSK

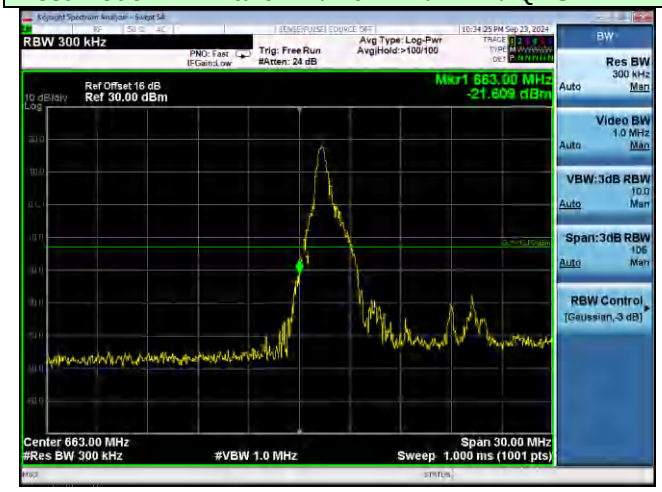

Lowest channel

Highest channel

Test Mode: LTE Band 71 / 20MHz / 100RB / QPSK

Lowest channel

Highest channel

Test Mode: LTE Band 71 / 5MHz / 1RB / 16-QAM

Lowest channel

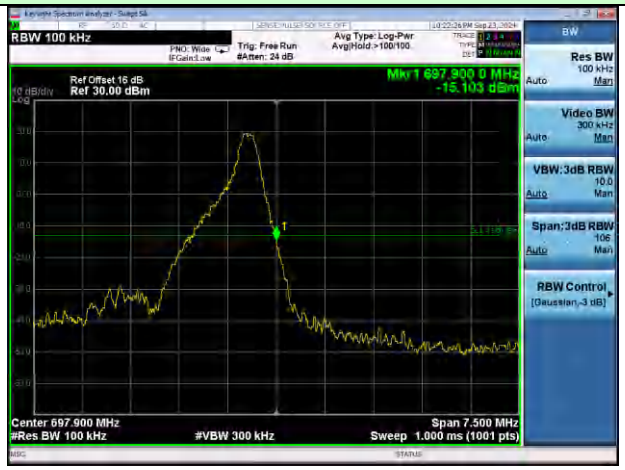

Highest channel

Test Mode: LTE Band 71 / 5MHz / 25RB / 16-QAM

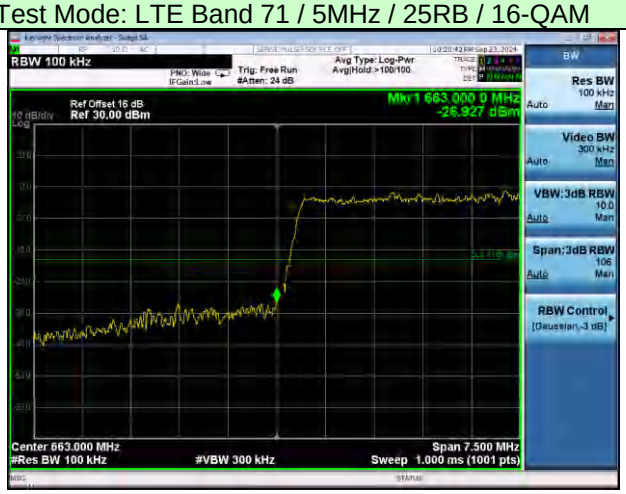

Lowest channel

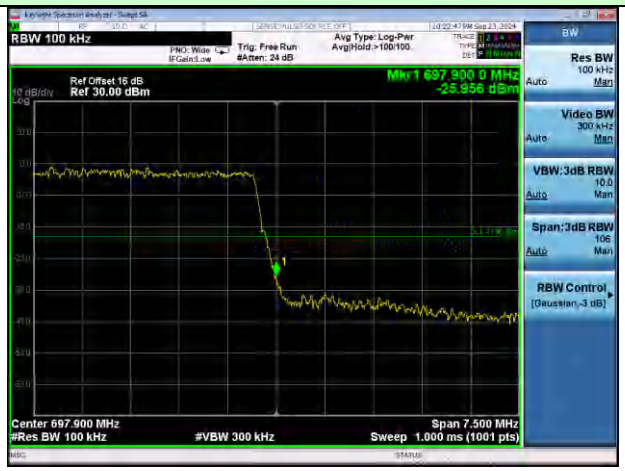

Highest channel

Test Mode: LTE Band 71 / 10MHz / 1RB / 16-QAM

Lowest channel

Highest channel

Test Mode: LTE Band 71 / 10MHz / 50RB / 16-QAM

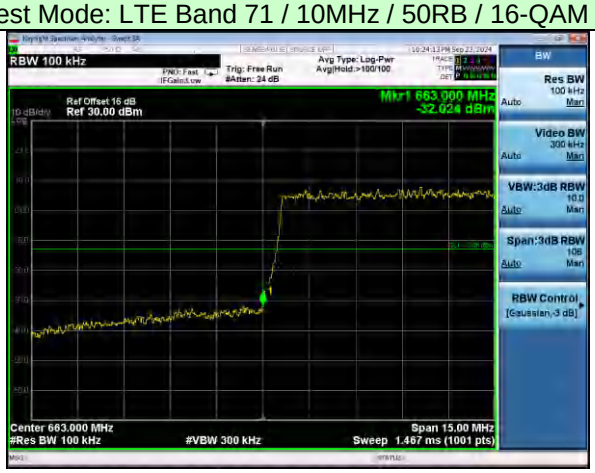

Lowest channel

Highest channel

Test Mode: LTE Band 71 / 15MHz / 1RB / 16-QAM

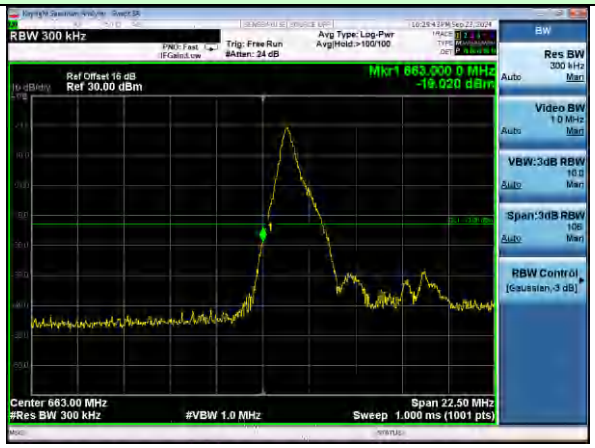

Lowest channel

Highest channel

Test Mode: LTE Band 71 / 15MHz / 75RB / 16-QAM

Lowest channel

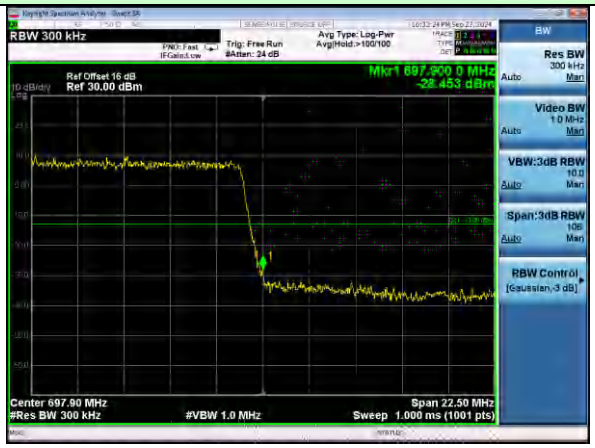

Highest channel

Test Mode: LTE Band 71 / 20MHz / 1RB / 16-QAM

Lowest channel

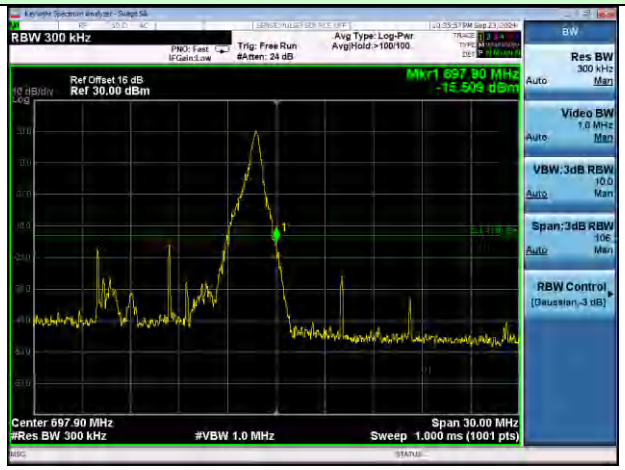

Highest channel

Test Mode: LTE Band 71 / 20MHz / 100RB / 16-QAM

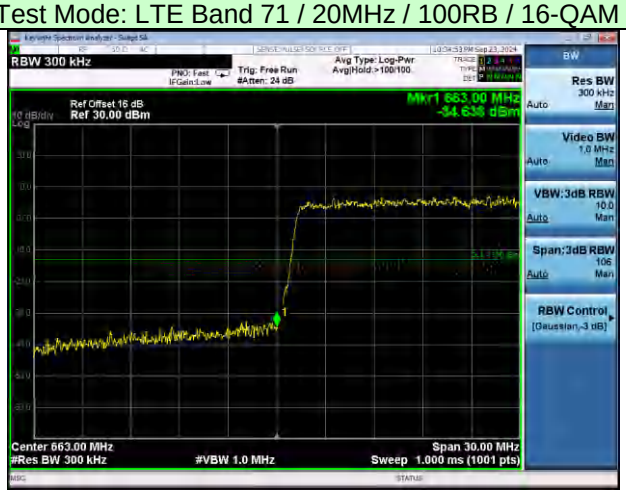

Lowest channel

Highest channel

Note: All bandwidth and modulation are tested, only the worst result is reported.

4.8 ERP, EIRP Measurement

Test Requirement:	FCC part22.913(a), FCC part24.232(b), FCC part 27.50(h) and FCC part 27.53, RSS-130 (4.6), RSS-132 (5.4), RSS-133 (6.4), RSS-139(6.5) and RSS-140(4.3)
Test Method:	ANSI C63.26:2015
Limit:	LTE Band 2: 2W (EIRP) LTE Band 4: 1W (EIRP) LTE Band 5(Upper Band): [7W (ERP) for FCC] LTE Band 7: 2W (EIRP) LTE Band 12: 2W (ERP) LTE Band 13: 2W (ERP) LTE Band 14: 3W (ERP) LTE Band 66:1W(EIRP) LTE Band 71:3W(ERP)
Test setup:	Below 1GHz 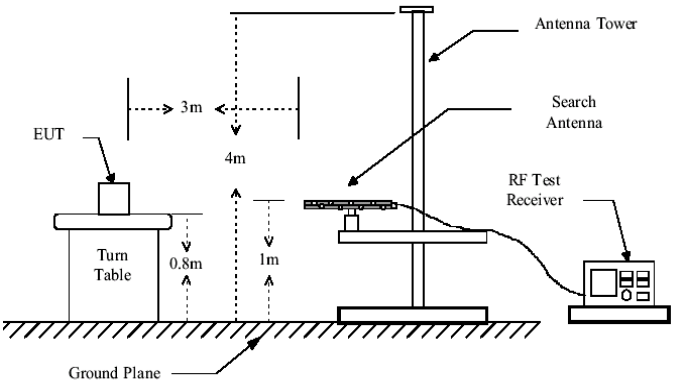 Above 1GHz 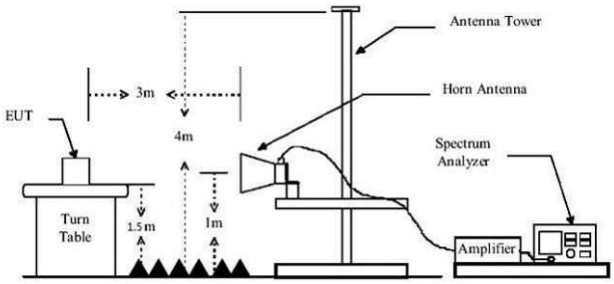 Substituted method:

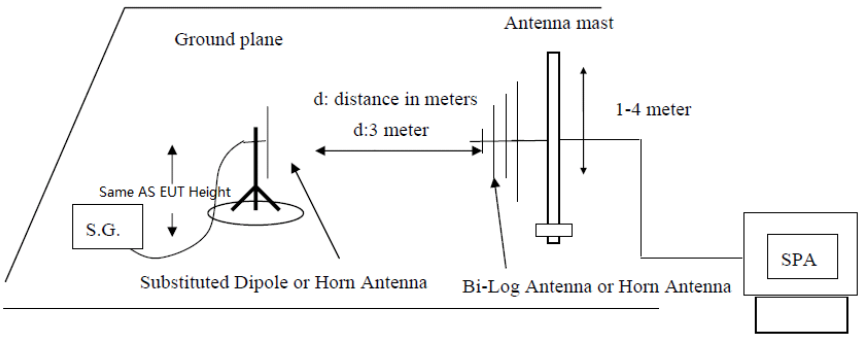
Ground plane
Antenna mast
d: distance in meters
d:3 meter
1-4 meter
Same AS EUT Height
S.G.
SPA
Substituted Dipole or Horn Antenna
Bi-Log Antenna or Horn Antenna

Test Procedure:	1. The EUT was placed on an non-conductive turntable using a non-conductive support. The radiated emission at the fundamental frequency was measured at 3 m with a test antenna and EMI spectrum analyzer. 2. During the measurement, the EUT was communication with the station. The highest emission was recorded with the rotation of the turntable and the lowering of the test antenna from 4m to 1m. The reading was recorded and the field strength (E in dBuV/m) was calculated. 3. ERP were measured using a substitution method. The EUT was replaced by dipole antenna connected, the S.G. output was recorded and ERP was calculated asfollows: ERP = S.G. output (dBm) + Antenna Gain (dBd) – Cable Loss (dB) 4. EIRP were measured using a substitution method. The EUT was replaced by or horn antenna connected, the S.G. output was recorded and EIRP was calculated as follows: EIRP = S.G. output (dBm) + Antenna Gain (dBi) – Cable Loss (dB)
Test Instruments:	Refer to section 3 for details
Test mode:	Refer to section 4.1 for details
Test results:	Pass
Remark:	H,E1,E2 mean for EUT polarization of X, Y, Z

Measurement Data

EUT mode	RB Size	RB Offset	Channel	EUT Pol.	Antenna Pol.	EIRP (dBm)	Limit (dBm)	Result
LTE Band 2 (1.4MHz) QPSK	6	0	Lowest	H	V	23.12	33.00	Pass
					H	21.05		
				E1	V	22.37		
					H	22.85		
				E2	V	22.99		
					H	22.17		
	6	0	Middle	H	V	22.56	33.00	Pass
					H	21.24		
				E1	V	21.88		
					H	22.86		
				E2	V	21.73		
					H	22.92		
	6	0	Highest	H	V	21.15	33.00	Pass
					H	23.40		
				E1	V	23.50		
					H	22.01		
				E2	V	22.55		
					H	22.55		

EUT mode	Channel	RB Size	RB Offset	EUT Pol.	Antenna Pol.	EIRP(dBm)	Limit (dBm)	Result
LTE Band 2 (3MHz) QPSK	Lowest	15	0	H	V	22.98	33.00	Pass
					H	21.56		
				E1	V	23.33		
					H	21.64		
				E2	V	22.70		
					H	20.76		
	Middle	15	0	H	V	22.35	33.00	Pass
					H	21.52		
				E1	V	21.88		
					H	21.13		
				E2	V	21.97		
					H	22.41		
	Highest	15	0	H	V	22.06	33.00	Pass
					H	23.40		
				E1	V	21.95		
					H	21.74		
				E2	V	23.27		
					H	22.06		

EUT mode	Channel	RB Size	RB Offset	EUT Pol.	Antenna Pol.	EIRP(dBm)	Limit (dBm)	Result
LTE Band 2 (5MHz) QPSK	Lowest	25	0	H	V	22.54	33.00	Pass
					H	21.55		
				E1	V	22.48		
					H	22.30		
				E2	V	22.85		
					H	21.18		
	Middle	25	0	H	V	23.27	33.00	Pass
					H	21.18		
				E1	V	22.67		
					H	21.28		
				E2	V	21.95		
					H	21.14		
	Highest	25	0	H	V	22.72	33.00	Pass
					H	23.51		
				E1	V	22.84		
					H	22.15		
				E2	V	23.09		
					H	21.51		

EUT mode	Channel	RB Size	RB Offset	EUT Pol.	Antenna Pol.	EIRP(dBm)	Limit (dBm)	Result
LTE Band 2 (10MHz) QPSK	Lowest	50	0	H	V	23.65	33.00	Pass
					H	22.43		
				E1	V	22.59		
					H	21.15		
				E2	V	23.45		
					H	21.10		
	Middle	50	0	H	V	21.95	33.00	Pass
					H	21.35		
				E1	V	21.35		
					H	21.43		
				E2	V	21.26		
					H	21.88		
	Highest	50	0	H	V	21.82	33.00	Pass
					H	22.28		
				E1	V	22.61		
					H	21.47		
				E2	V	22.35		
					H	22.25		

EUT mode	Channel	RB Size	RB Offset	EUT Pol.	Antenna Pol.	EIRP(dBm)	Limit (dBm)	Result
LTE Band 2 (15MHz) QPSK	Lowest	75	0	H	V	22.77	33.00	Pass
					H	21.87		
				E1	V	22.42		
					H	22.45		
				E2	V	23.20		
					H	21.51		
	Middle	75	0	H	V	22.99	33.00	Pass
					H	21.12		
				E1	V	22.31		
					H	21.19		
				E2	V	21.37		
					H	21.01		
	Highest	75	0	H	V	21.82	33.00	Pass
					H	23.18		
				E1	V	22.57		
					H	21.77		
				E2	V	22.04		
					H	22.35		

EUT mode	Channel	RB Size	RB Offset	EUT Pol.	Antenna Pol.	EIRP(dBm)	Limit (dBm)	Result
LTE Band 2 (20MHz) QPSK	Lowest	100	0	H	V	23.28	33.00	Pass
					H	21.55		
				E1	V	23.04		
					H	22.01		
				E2	V	23.21		
					H	21.14		
	Middle	100	0	H	V	22.65	33.00	Pass
					H	22.48		
				E1	V	21.10		
					H	22.07		
				E2	V	21.48		
					H	22.46		
	Highest	100	0	H	V	21.18	33.00	Pass
					H	22.20		
				E1	V	23.52		
					H	22.53		
				E2	V	23.01		
					H	21.05		

EUT mode	RB Size	RB Offset	Channel	EUT Pol.	Antenna Pol.	EIRP (dBm)	Limit (dBm)	Result
LTE Band 2 (1.4MHz) 16 QAM	6	0	Lowest	H	V	21.09	33.00	Pass
					H	22.17		
				E1	V	22.31		
					H	24.41		
				E2	V	21.29		
					H	22.26		
	6	0	Middle	H	V	21.80	33.00	Pass
					H	22.92		
				E1	V	21.22		
					H	21.62		
				E2	V	21.87		
					H	21.11		
	6	0	Highest	H	V	22.98	33.00	Pass
					H	22.85		
				E1	V	22.44		
					H	23.51		
				E2	V	21.41		
					H	21.14		

EUT mode	Channel	RB Size	RB Offset	EUT Pol.	Antenna Pol.	EIRP(dBm)	Limit (dBm)	Result
LTE Band 2 (3MHz) 16 QAM	Lowest	15	0	H	V	23.63	33.00	Pass
					H	21.72		
				E1	V	21.74		
					H	22.55		
				E2	V	23.73		
					H	21.08		
	Middle	15	0	H	V	22.12	33.00	Pass
					H	21.87		
				E1	V	21.32		
					H	22.19		
				E2	V	22.08		
					H	21.08		
	Highest	15	0	H	V	21.08	33.00	Pass
					H	22.41		
				E1	V	23.23		
					H	22.05		
				E2	V	22.61		
					H	21.21		

EUT mode	Channel	RB Size	RB Offset	EUT Pol.	Antenna Pol.	EIRP(dBm)	Limit (dBm)	Result
LTE Band 2 (5MHz) 16 QAM	Lowest	25	0	H	V	23.63	33.00	Pass
					H	21.72		
				E1	V	21.74		
					H	22.55		
				E2	V	23.73		
					H	21.19		
	Middle	25	0	H	V	22.12	33.00	Pass
					H	22.18		
				E1	V	21.32		
					H	21.51		
				E2	V	22.07		
					H	21.08		
	Highest	25	0	H	V	21.82	33.00	Pass
					H	22.41		
				E1	V	23.23		
					H	22.05		
				E2	V	22.61		
					H	21.21		

EUT mode	Channel	RB Size	RB Offset	EUT Pol.	Antenna Pol.	EIRP(dBm)	Limit (dBm)	Result
LTE Band 2 (10MHz) 16 QAM	Lowest	50	0	H	V	23.05	33.00	Pass
					H	21.91		
				E1	V	22.61		
					H	21.87		
				E2	V	23.09		
					H	21.19		
	Middle	50	0	H	V	23.06	33.00	Pass
					H	21.55		
				E1	V	21.78		
					H	22.18		
				E2	V	22.24		
					H	22.74		
	Highest	50	0	H	V	22.89	33.00	Pass
					H	22.33		
				E1	V	23.80		
					H	22.68		
				E2	V	22.19		
					H	22.50		

EUT mode	Channel	RB Size	RB Offset	EUT Pol.	Antenna Pol.	EIRP(dBm)	Limit (dBm)	Result
LTE Band 2 (15MHz) 16 QAM	Lowest	75	0	H	V	23.69	33.00	Pass
					H	21.60		
				E1	V	22.81		
					H	21.63		
				E2	V	24.86		
					H	21.18		
	Middle	75	0	H	V	22.45	33.00	Pass
					H	21.81		
				E1	V	21.41		
					H	21.19		
				E2	V	21.13		
					H	21.28		
	Highest	75	0	H	V	21.47	33.00	Pass
					H	22.43		
				E1	V	22.25		
					H	21.93		
				E2	V	22.91		
					H	22.12		

EUT mode	Channel	RB Size	RB Offset	EUT Pol.	Antenna Pol.	EIRP(dBm)	Limit (dBm)	Result
LTE Band 2 (20MHz) 16 QAM	Lowest	100	0	H	V	23.86	33.00	Pass
					H	21.37		
				E1	V	22.16		
					H	21.79		
				E2	V	24.12		
					H	22.48		
	Middle	100	0	H	V	22.47	33.00	Pass
					H	22.19		
				E1	V	21.89		
					H	21.08		
				E2	V	21.34		
					H	21.17		
	Highest	100	0	H	V	22.19	33.00	Pass
					H	23.20		
				E1	V	22.15		
					H	22.09		
				E2	V	23.52		
					H	21.83		

EUT mode	Channel	RB Size	RB Offset	EUT Pol.	Antenna Pol.	EIRP(dBm)	Limit (dBm)	Result
LTE Band 4 (1.4MHz) QPSK	Lowest	6	0	H	V	23.20	30.00	Pass
					H	21.81		
				E1	V	22.99		
					H	21.84		
				E2	V	22.56		
					H	21.21		
	Middle	6	0	H	V	22.81	30.00	Pass
					H	21.03		
				E1	V	21.40		
					H	21.84		
				E2	V	21.65		
					H	22.74		
	Highest	6	0	H	V	21.19	30.00	Pass
					H	22.89		
				E1	V	22.09		
					H	21.27		
				E2	V	23.08		
					H	21.93		

EUT mode	Channel	RB Size	RB Offset	EUT Pol.	Antenna Pol.	EIRP(dBm)	Limit (dBm)	Result
LTE Band 4 (3MHz) QPSK	Lowest	15	0	H	V	23.92	30.00	Pass
					H	21.18		
				E1	V	22.30		
					H	21.36		
				E2	V	22.93		
					H	21.08		
	Middle	15	0	H	V	22.58	30.00	Pass
					H	21.29		
				E1	V	21.54		
					H	22.34		
				E2	V	21.02		
					H	21.94		
	Highest	15	0	H	V	21.52	30.00	Pass
					H	22.38		
				E1	V	22.86		
					H	21.16		
				E2	V	22.61		
					H	21.37		

EUT mode	Channel	RB Size	RB Offset	EUT Pol.	Antenna Pol.	EIRP(dBm)	Limit (dBm)	Result
LTE Band 4 (5MHz) QPSK	Lowest	25	0	H	V	23.59	30.00	Pass
					H	20.81		
				E1	V	23.62		
					H	22.84		
				E2	V	22.53		
					H	21.08		
	Middle	25	0	H	V	22.54	30.00	Pass
					H	21.40		
				E1	V	21.79		
					H	21.29		
				E2	V	21.47		
					H	21.82		
	Highest	25	0	H	V	21.07	30.00	Pass
					H	23.46		
				E1	V	22.19		
					H	21.84		
				E2	V	23.25		
					H	21.98		

EUT mode	Channel	RB Size	RB Offset	EUT Pol.	Antenna Pol.	EIRP(dBm)	Limit (dBm)	Result
LTE Band 4 (10MHz) QPSK	Lowest	50	0	H	V	24.44	30.00	Pass
					H	21.23		
				E1	V	23.18		
					H	21.77		
				E2	V	24.50		
					H	22.18		
	Middle	50	0	H	V	22.37	30.00	Pass
					H	21.18		
				E1	V	22.08		
					H	21.32		
				E2	V	21.16		
					H	22.12		
	Highest	50	0	H	V	22.18	30.00	Pass
					H	22.69		
				E1	V	22.75		
					H	21.97		
				E2	V	23.31		
					H	21.48		

EUT mode	Channel	RB Size	RB Offset	EUT Pol.	Antenna Pol.	EIRP(dBm)	Limit (dBm)	Result
LTE Band 4 (15MHz) QPSK	Lowest	75	0	H	V	24.04	30.00	Pass
					H	21.33		
				E1	V	22.74		
					H	22.37		
				E2	V	23.97		
					H	21.08		
	Middle	75	0	H	V	22.41	30.00	Pass
					H	21.81		
				E1	V	21.10		
					H	21.08		
				E2	V	22.17		
					H	22.09		
	Highest	75	0	H	V	21.01	30.00	Pass
					H	22.47		
				E1	V	22.61		
					H	21.61		
				E2	V	22.04		
					H	21.92		

EUT mode	Channel	RB Size	RB Offset	EUT Pol.	Antenna Pol.	EIRP(dBm)	Limit (dBm)	Result
LTE Band 4 (20MHz) QPSK	Lowest	100	0	H	V	23.76	30.00	Pass
					H	21.65		
				E1	V	22.80		
					H	21.69		
				E2	V	23.72		
					H	21.15		
	Middle	100	0	H	V	22.82	30.00	Pass
					H	21.26		
				E1	V	21.61		
					H	22.07		
				E2	V	21.50		
					H	21.00		
	Highest	100	0	H	V	21.46	30.00	Pass
					H	23.14		
				E1	V	23.08		
					H	22.29		
				E2	V	22.94		
					H	21.68		

EUT mode	Channel	RB Size	RB Offset	EUT Pol.	Antenna Pol.	EIRP(dBm)	Limit (dBm)	Result
LTE Band 4 (1.4MHz) 16 QAM	Lowest	6	0	H	V	23.92	30.00	Pass
					H	21.51		
				E1	V	22.57		
					H	21.46		
				E2	V	23.50		
					H	21.44		
	Middle	6	0	H	V	22.28	30.00	Pass
					H	21.43		
				E1	V	21.00		
					H	21.42		
				E2	V	22.18		
					H	21.87		
	Highest	6	0	H	V	21.11	30.00	Pass
					H	23.23		
				E1	V	23.07		
					H	21.49		
				E2	V	22.88		
					H	22.42		

EUT mode	Channel	RB Size	RB Offset	EUT Pol.	Antenna Pol.	EIRP(dBm)	Limit (dBm)	Result
LTE Band 4 (3MHz) 16 QAM	Lowest	15	0	H	V	24.06	30.00	Pass
					H	21.65		
				E1	V	23.16		
					H	21.75		
				E2	V	24.44		
					H	21.81		
	Middle	15	0	H	V	22.67	30.00	Pass
					H	21.46		
				E1	V	21.22		
					H	22.70		
				E2	V	21.56		
					H	21.25		
	Highest	15	0	H	V	21.78	30.00	Pass
					H	23.17		
				E1	V	22.26		
					H	21.00		
				E2	V	22.78		
					H	21.72		

EUT mode	Channel	RB Size	RB Offset	EUT Pol.	Antenna Pol.	EIRP(dBm)	Limit (dBm)	Result
LTE Band 4 (5MHz) 16 QAM	Lowest	25	0	H	V	22.79	30.00	Pass
					H	21.52		
				E1	V	23.11		
					H	22.84		
				E2	V	23.32		
					H	21.11		
	Middle	25	0	H	V	23.54	30.00	Pass
					H	21.31		
				E1	V	22.00		
					H	21.81		
				E2	V	21.76		
					H	22.19		
	Highest	25	0	H	V	20.50	30.00	Pass
					H	22.72		
				E1	V	23.78		
					H	22.65		
				E2	V	22.71		
					H	21.97		

EUT mode	Channel	RB Size	RB Offset	EUT Pol.	Antenna Pol.	EIRP(dBm)	Limit (dBm)	Result
LTE Band 4 (10MHz) 16 QAM	Lowest	50	0	H	V	22.84	30.00	Pass
					H	21.81		
				E1	V	23.54		
					H	22.36		
				E2	V	23.90		
					H	21.60		
	Middle	50	0	H	V	22.12	30.00	Pass
					H	21.85		
				E1	V	21.44		
					H	21.51		
				E2	V	21.97		
					H	21.31		
	Highest	50	0	H	V	21.99	30.00	Pass
					H	23.24		
				E1	V	22.61		
					H	21.20		
				E2	V	22.52		
					H	21.98		

EUT mode	Channel	RB Size	RB Offset	EUT Pol.	Antenna Pol.	EIRP(dBm)	Limit (dBm)	Result
LTE Band 4 (15MHz) 16 QAM	Lowest	75	0	H	V	23.80	30.00	Pass
					H	22.00		
				E1	V	22.81		
					H	22.01		
				E2	V	23.43		
					H	22.41		
	Middle	75	0	H	V	22.03	30.00	Pass
					H	21.70		
				E1	V	21.73		
					H	21.87		
				E2	V	21.49		
					H	21.52		
	Highest	75	0	H	V	21.51	30.00	Pass
					H	22.14		
				E1	V	22.94		
					H	22.10		
				E2	V	23.46		
					H	21.59		

EUT mode	Channel	RB Size	RB Offset	EUT Pol.	Antenna Pol.	EIRP(dBm)	Limit (dBm)	Result
LTE Band 4 (20MHz) 16 QAM	Lowest	100	0	H	V	23.80	30.00	Pass
					H	21.93		
				E1	V	22.51		
					H	21.80		
				E2	V	23.78		
					H	20.44		
	Middle	100	0	H	V	22.80	30.00	Pass
					H	21.77		
				E1	V	22.02		
					H	20.09		
				E2	V	20.52		
					H	21.78		
	Highest	100	0	H	V	20.69	30.00	Pass
					H	23.15		
				E1	V	23.01		
					H	21.62		
				E2	V	22.92		
					H	21.62		

EUT mode	Channel	RB Size	RB Offset	EUT Pol.	Antenna Pol.	ERP(dBm)	Limit (dBm)	Result
LTE Band 5 (1.4MHz) QPSK	Lowest	6	0	H	V	22.99	38.45	Pass
					H	21.82		
				E1	V	22.52		
					H	22.46		
				E2	V	23.56		
					H	19.67		
	Middle	6	0	H	V	21.89	38.45	Pass
					H	21.53		
				E1	V	21.24		
					H	20.35		
				E2	V	21.15		
					H	21.48		
	Highest	6	0	H	V	20.46	38.45	Pass
					H	23.12		
				E1	V	22.64		
					H	21.56		
				E2	V	22.15		
					H	20.95		

EUT mode	Channel	RB Size	RB Offset	EUT Pol.	Antenna Pol.	ERP(dBm)	Limit (dBm)	Result
LTE Band 5 (3MHz) QPSK	Lowest	15	0	H	V	22.11	38.45	Pass
					H	20.84		
				E1	V	22.91		
					H	22.28		
				E2	V	23.12		
					H	19.26		
	Middle	15	0	H	V	22.75	38.45	Pass
					H	20.81		
				E1	V	22.10		
					H	20.38		
				E2	V	22.28		
					H	22.20		
	Highest	15	0	H	V	21.29	38.45	Pass
					H	23.16		
				E1	V	23.04		
					H	21.66		
				E2	V	22.63		
					H	21.73		

EUT mode	Channel	RB Size	RB Offset	EUT Pol.	Antenna Pol.	ERP(dBm)	Limit (dBm)	Result
LTE Band 5 (5MHz) QPSK	Lowest	25	0	H	V	24.43	38.45	Pass
					H	21.43		
				E1	V	21.66		
					H	22.34		
				E2	V	23.14		
					H	20.27		
	Middle	25	0	H	V	22.28	38.45	Pass
					H	21.60		
				E1	V	20.77		
					H	20.56		
				E2	V	20.58		
					H	21.84		
	Highest	25	0	H	V	19.55	38.45	Pass
					H	22.48		
				E1	V	22.70		
					H	20.82		
				E2	V	22.20		
					H	21.90		

EUT mode	Channel	RB Size	RB Offset	EUT Pol.	Antenna Pol.	ERP(dBm)	Limit (dBm)	Result
LTE Band 5 (10MHz) QPSK	Lowest	50	0	H	V	24.21	38.45	Pass
					H	21.87		
				E1	V	21.57		
					H	22.06		
				E2	V	24.56		
					H	20.34		
	Middle	50	0	H	V	22.83	38.45	Pass
					H	22.11		
				E1	V	21.02		
					H	20.35		
				E2	V	21.46		
					H	21.38		
	Highest	50	0	H	V	20.02	38.45	Pass
					H	23.01		
				E1	V	22.43		
					H	21.58		
				E2	V	22.29		
					H	21.60		

EUT mode	Channel	RB Size	RB Offset	EUT Pol.	Antenna Pol.	ERP(dBm)	Limit (dBm)	Result
LTE Band 5 (1.4MHz) 16 QAM	Lowest	6	0	H	V	23.38	38.45	Pass
					H	21.31		
				E1	V	21.65		
					H	22.52		
				E2	V	24.20		
					H	20.53		
	Middle	6	0	H	V	22.53	38.45	Pass
					H	20.03		
				E1	V	21.55		
					H	20.34		
				E2	V	21.52		
					H	22.46		
	Highest	6	0	H	V	20.45	38.45	Pass
					H	22.56		
				E1	V	22.12		
					H	21.26		
				E2	V	22.13		
					H	22.29		

EUT mode	Channel	RB Size	RB Offset	EUT Pol.	Antenna Pol.	ERP(dBm)	Limit (dBm)	Result
LTE Band 5 (3MHz) 16 QAM	Lowest	15	0	H	V	23.72	38.45	Pass
					H	21.57		
				E1	V	22.47		
					H	22.04		
				E2	V	23.47		
					H	19.48		
	Middle	15	0	H	V	22.53	38.45	Pass
					H	21.55		
				E1	V	20.53		
					H	20.59		
				E2	V	20.61		
					H	22.07		
	Highest	15	0	H	V	20.40	38.45	Pass
					H	22.22		
				E1	V	23.04		
					H	21.50		
				E2	V	22.30		
					H	21.80		

EUT mode	Channel	RB Size	RB Offset	EUT Pol.	Antenna Pol.	ERP(dBm)	Limit (dBm)	Result
LTE Band 5 (5MHz) 16 QAM	Lowest	25	0	H	V	23.30	38.45	Pass
					H	20.99		
				E1	V	22.42		
					H	22.68		
				E2	V	22.82		
					H	19.04		
	Middle	25	0	H	V	22.81	38.45	Pass
					H	20.64		
				E1	V	21.86		
					H	20.48		
				E2	V	22.32		
					H	21.41		
	Highest	25	0	H	V	19.91	38.45	Pass
					H	22.75		
				E1	V	23.33		
					H	22.61		
				E2	V	22.54		
					H	23.34		

EUT mode	Channel	RB Size	RB Offset	EUT Pol.	Antenna Pol.	ERP(dBm)	Limit (dBm)	Result
LTE Band 5 (10MHz) 16 QAM	Lowest	50	0	H	V	23.03	38.45	Pass
					H	21.60		
				E1	V	22.37		
					H	22.32		
				E2	V	24.41		
					H	20.33		
	Middle	50	0	H	V	21.93	38.45	Pass
					H	20.61		
				E1	V	20.12		
					H	20.14		
				E2	V	21.02		
					H	22.31		
	Highest	50	0	H	V	20.80	38.45	Pass
					H	22.55		
				E1	V	22.84		
					H	22.70		
				E2	V	22.18		
					H	21.57		

EUT mode	Channel	RB Size	RB Offset	EUT Pol.	Antenna Pol.	EIRP(dBm)	Limit (dBm)	Result
LTE Band 12 (1.4MHz) QPSK	Lowest	6	0	H	V	23.15	33.00	Pass
					H	21.06		
				E1	V	21.94		
					H	21.72		
				E2	V	23.46		
					H	18.74		
	Middle	6	0	H	V	23.51	33.00	Pass
					H	21.67		
				E1	V	22.06		
					H	19.73		
				E2	V	22.60		
					H	22.25		
	Highest	6	0	H	V	20.13	33.00	Pass
					H	22.22		
				E1	V	23.68		
					H	22.48		
				E2	V	23.01		
					H	22.12		

EUT mode	Channel	RB Size	RB Offset	EUT Pol.	Antenna Pol.	EIRP(dBm)	Limit (dBm)	Result
LTE Band 12 (3MHz) QPSK	Lowest	15	0	H	V	24.16	33.00	Pass
					H	20.98		
				E1	V	22.97		
					H	22.74		
				E2	V	23.28		
					H	20.08		
	Middle	15	0	H	V	22.94	33.00	Pass
					H	20.69		
				E1	V	20.61		
					H	21.15		
				E2	V	21.80		
					H	21.69		
	Highest	15	0	H	V	20.24	33.00	Pass
					H	22.56		
				E1	V	22.55		
					H	21.50		
				E2	V	22.71		
					H	22.54		

EUT mode	Channel	RB Size	RB Offset	EUT Pol.	Antenna Pol.	EIRP(dBm)	Limit (dBm)	Result
LTE Band 12 (5MHz) QPSK	Lowest	25	0	H	V	22.99	33.00	Pass
					H	20.90		
				E1	V	22.45		
					H	22.18		
				E2	V	22.72		
					H	19.92		
	Middle	25	0	H	V	22.26	33.00	Pass
					H	20.68		
				E1	V	22.03		
					H	21.16		
				E2	V	21.15		
					H	21.94		
	Highest	25	0	H	V	20.84	33.00	Pass
					H	22.85		
				E1	V	22.24		
					H	22.06		
				E2	V	22.72		
					H	22.31		

EUT mode	Channel	RB Size	RB Offset	EUT Pol.	Antenna Pol.	EIRP(dBm)	Limit (dBm)	Result
LTE Band 12 (10MHz) QPSK	Lowest	50	0	H	V	23.90	33.00	Pass
					H	20.89		
				E1	V	22.23		
					H	22.12		
				E2	V	23.83		
					H	19.66		
	Middle	50	0	H	V	22.76	33.00	Pass
					H	20.70		
				E1	V	20.76		
					H	20.47		
				E2	V	21.44		
					H	21.28		
	Highest	50	0	H	V	20.09	33.00	Pass
					H	23.23		
				E1	V	22.77		
					H	22.21		
				E2	V	22.98		
					H	22.61		

EUT mode	Channel	RB Size	RB Offset	EUT Pol.	Antenna Pol.	EIRP(dBm)	Limit (dBm)	Result
LTE Band 12 (1.4MHz) 16QAM	Lowest	6	0	H	V	24.10	33.00	Pass
					H	20.56		
				E1	V	22.83		
					H	21.00		
				E2	V	23.40		
					H	20.13		
	Middle	6	0	H	V	21.44	33.00	Pass
					H	21.64		
				E1	V	21.41		
					H	21.11		
				E2	V	20.61		
					H	22.30		
	Highest	6	0	H	V	20.77	33.00	Pass
					H	23.27		
				E1	V	22.06		
					H	21.49		
				E2	V	22.32		
					H	22.47		

EUT mode	Channel	RB Size	RB Offset	EUT Pol.	Antenna Pol.	EIRP(dBm)	Limit (dBm)	Result
LTE Band 12 (3MHz) 16QAM	Lowest	15	0	H	V	22.71	33.00	Pass
					H	21.06		
				E1	V	22.58		
					H	22.63		
				E2	V	22.38		
					H	18.99		
	Middle	15	0	H	V	22.96	33.00	Pass
					H	20.86		
				E1	V	22.13		
					H	20.47		
				E2	V	21.87		
					H	22.13		
	Highest	15	0	H	V	20.73	33.00	Pass
					H	23.15		
				E1	V	24.14		
					H	22.92		
				E2	V	22.84		
					H	22.04		

EUT mode	Channel	RB Size	RB Offset	EUT Pol.	Antenna Pol.	EIRP(dBm)	Limit (dBm)	Result
LTE Band 12 (5MHz) 16QAM	Lowest	25	0	H	V	22.72	33.00	Pass
					H	21.87		
				E1	V	22.49		
					H	21.33		
				E2	V	23.37		
					H	19.27		
	Middle	25	0	H	V	22.00	33.00	Pass
					H	20.70		
				E1	V	21.04		
					H	20.94		
				E2	V	21.18		
					H	20.88		
	Highest	25	0	H	V	20.15	33.00	Pass
					H	23.38		
				E1	V	22.04		
					H	21.94		
				E2	V	22.59		
					H	22.03		

EUT mode	Channel	RB Size	RB Offset	EUT Pol.	Antenna Pol.	EIRP(dBm)	Limit (dBm)	Result
LTE Band 12 (10MHz) 16QAM	Lowest	50	0	H	V	23.68	33.00	Pass
					H	20.49		
				E1	V	22.82		
					H	22.25		
				E2	V	24.15		
					H	20.26		
	Middle	50	0	H	V	22.94	33.00	Pass
					H	21.57		
				E1	V	21.64		
					H	21.21		
				E2	V	20.64		
					H	22.01		
	Highest	50	0	H	V	20.73	33.00	Pass
					H	23.43		
				E1	V	23.16		
					H	21.91		
				E2	V	22.53		
					H	21.88		

EUT mode	Channel	RB Size	RB Offset	EUT Pol.	Antenna Pol.	EIRP(dBm)	Limit (dBm)	Result
LTE Band 13 (5MHz) QPSK	Lowest	25	0	H	V	23.77	34.77	Pass
					H	21.30		
				E1	V	23.01		
					H	22.14		
				E2	V	24.03		
					H	20.18		
	Middle	25	0	H	V	22.49	34.77	Pass
					H	20.44		
				E1	V	21.66		
					H	20.74		
				E2	V	21.59		
					H	22.04		
	Highest	25	0	H	V	20.31	34.77	Pass
					H	22.97		
				E1	V	22.95		
					H	21.78		
				E2	V	22.62		
					H	21.60		

EUT mode	Channel	RB Size	RB Offset	EUT Pol.	Antenna Pol.	EIRP(dBm)	Limit (dBm)	Result
LTE Band 13 (10MHz) QPSK	Middle	50	0	H	V	23.81	34.77	Pass
					H	21.24		
				E1	V	22.38		
					H	21.67		
				E2	V	24.14		
					H	21.01		

EUT mode	Channel	RB Size	RB Offset	EUT Pol.	Antenna Pol.	EIRP(dBm)	Limit (dBm)	Result
LTE Band 13 (5MHz) 16QAM	Lowest	25	0	H	V	22.99	34.77	Pass
					H	20.82		
				E1	V	22.67		
					H	22.73		
				E2	V	23.87		
					H	19.70		
	Middle	25	0	H	V	23.86	34.77	Pass
					H	20.91		
				E1	V	22.13		
					H	20.61		
				E2	V	21.47		
					H	22.19		
	Highest	25	0	H	V	19.76	34.77	Pass
					H	22.83		
				E1	V	23.40		
					H	22.20		
				E2	V	22.93		
					H	22.38		

EUT mode	Channel	RB Size	RB Offset	EUT Pol.	Antenna Pol.	EIRP(dBm)	Limit (dBm)	Result
LTE Band 13 (10MHz) 16QAM	Middle	50	0	H	V	23.73	34.77	Pass
					H	20.54		
				E1	V	21.95		
					H	22.05		
				E2	V	23.61		
					H	20.47		

EUT mode	Channel	RB Size	RB Offset	EUT Pol.	Antenna Pol.	EIRP(dBm)	Limit (dBm)	Result
LTE Band 14 (5MHz) QPSK	Lowest	25	0	H	V	23.51	34.77	Pass
					H	21.05		
				E1	V	22.99		
					H	22.66		
				E2	V	22.85		
					H	20.23		
	Middle	25	0	H	V	23.16	34.77	Pass
					H	20.59		
				E1	V	22.65		
					H	20.49		
				E2	V	21.99		
					H	21.99		
	Highest	25	0	H	V	20.35	34.77	Pass
					H	23.37		
				E1	V	23.68		
					H	22.01		
				E2	V	22.08		
					H	21.89		

EUT mode	Channel	RB Size	RB Offset	EUT Pol.	Antenna Pol.	EIRP(dBm)	Limit (dBm)	Result
LTE Band 14 (10MHz) QPSK	Middle	50	0	H	V	22.93	34.77	Pass
					H	21.40		
				E1	V	21.21		
					H	20.47		
				E2	V	21.72		
					H	22.00		

EUT mode	Channel	RB Size	RB Offset	EUT Pol.	Antenna Pol.	EIRP(dBm)	Limit (dBm)	Result
LTE Band 14 (5MHz) 16QAM	Lowest	25	0	H	V	23.52	34.77	Pass
					H	20.90		
				E1	V	22.78		
					H	22.61		
				E2	V	22.71		
					H	20.13		
	Middle	25	0	H	V	23.07	34.77	Pass
					H	20.58		
				E1	V	22.52		
					H	20.49		
				E2	V	21.94		
					H	21.97		
	Highest	25	0	H	V	20.53	34.77	Pass
					H	23.50		
				E1	V	23.66		
					H	21.65		
				E2	V	21.87		
					H	22.02		

EUT mode	Channel	RB Size	RB Offset	EUT Pol.	Antenna Pol.	EIRP(dBm)	Limit (dBm)	Result
LTE Band 14 (10MHz) 16QAM	Middle	50	0	H	V	22.84	34.77	Pass
					H	21.36		
				E1	V	21.17		
					H	20.38		
				E2	V	21.55		
					H	21.95		

EUT mode	RB Size	RB Offset	Channel	EUT Pol.	Antenna Pol.	EIRP (dBm)	Limit (dBm)	Result
LTE Band 66 (1.4MHz) QPSK	6	0	Lowest	H	V	23.35	30.00	Pass
					H	19.77		
				E1	V	21.73		
					H	21.57		
				E2	V	22.06		
					H	19.98		
	6	0	Middle	H	V	22.87	30.00	Pass
					H	20.69		
				E1	V	22.62		
					H	19.74		
				E2	V	21.65		
					H	21.75		
	6	0	Highest	H	V	20.57	30.00	Pass
					H	23.23		
				E1	V	23.16		
					H	20.96		
				E2	V	21.54		
					H	20.96		

EUT mode	Channel	RB Size	RB Offset	EUT Pol.	Antenna Pol.	EIRP(dBm)	Limit (dBm)	Result
LTE Band 66 (3MHz) QPSK	Lowest	15	0	H	V	22.46	30.00	Pass
					H	21.90		
				E1	V	22.27		
					H	21.75		
				E2	V	21.49		
					H	21.24		
	Middle	15	0	H	V	21.00	30.00	Pass
					H	21.60		
				E1	V	22.32		
					H	21.73		
				E2	V	20.52		
					H	21.40		
	Highest	15	0	H	V	21.16	30.00	Pass
					H	21.68		
				E1	V	22.50		
					H	20.94		
				E2	V	20.61		
					H	20.27		

EUT mode	Channel	RB Size	RB Offset	EUT Pol.	Antenna Pol.	EIRP(dBm)	Limit (dBm)	Result
LTE Band 66 (5MHz) QPSK	Lowest	25	0	H	V	21.89	30.00	Pass
					H	21.35		
				E1	V	21.71		
					H	20.93		
				E2	V	21.01		
					H	21.07		
	Middle	25	0	H	V	20.96	30.00	Pass
					H	21.57		
				E1	V	21.19		
					H	21.14		
				E2	V	21.02		
					H	21.28		
	Highest	25	0	H	V	21.47	30.00	Pass
					H	21.21		
				E1	V	22.21		
					H	23.35		
				E2	V	22.04		
					H	20.77		

EUT mode	Channel	RB Size	RB Offset	EUT Pol.	Antenna Pol.	EIRP(dBm)	Limit (dBm)	Result
LTE Band 66 (10MHz) QPSK	Lowest	50	0	H	V	22.99	30.00	Pass
					H	19.79		
				E1	V	21.84		
					H	22.78		
				E2	V	22.63		
					H	19.34		
	Middle	50	0	H	V	22.81	30.00	Pass
					H	19.80		
				E1	V	22.36		
					H	19.60		
				E2	V	21.60		
					H	22.00		
	Highest	50	0	H	V	20.29	30.00	Pass
					H	23.62		
				E1	V	23.67		
					H	21.20		
				E2	V	21.33		
					H	21.60		

EUT mode	Channel	RB Size	RB Offset	EUT Pol.	Antenna Pol.	EIRP(dBm)	Limit (dBm)	Result
LTE Band 66 (15MHz) QPSK	Lowest	75	0	H	V	22.14	30.00	Pass
					H	22.19		
				E1	V	22.42		
					H	21.29		
				E2	V	21.75		
					H	21.03		
	Middle	75	0	H	V	20.48	30.00	Pass
					H	21.64		
				E1	V	22.17		
					H	21.87		
				E2	V	20.97		
					H	21.10		
	Highest	75	0	H	V	21.25	30.00	Pass
					H	21.54		
				E1	V	22.89		
					H	20.45		
				E2	V	21.39		
					H	20.12		

EUT mode	Channel	RB Size	RB Offset	EUT Pol.	Antenna Pol.	EIRP(dBm)	Limit (dBm)	Result
LTE Band 66 (20MHz) QPSK	Lowest	100	0	H	V	22.25	30.00	Pass
					H	21.43		
				E1	V	22.21		
					H	20.62		
				E2	V	21.33		
					H	21.60		
	Middle	100	0	H	V	21.10	30.00	Pass
					H	21.12		
				E1	V	21.95		
					H	22.42		
				E2	V	20.51		
					H	21.07		
	Highest	100	0	H	V	21.80	30.00	Pass
					H	20.64		
				E1	V	22.79		
					H	23.24		
				E2	V	21.91		
					H	20.56		

EUT mode	RB Size	RB Offset	Channel	EUT Pol.	Antenna Pol.	EIRP (dBm)	Limit (dBm)	Result
LTE Band 66 (1.4MHz) 16 QAM	6	0	Lowest	H	V	23.45	30.00	Pass
					H	20.46		
				E1	V	22.15		
					H	21.79		
				E2	V	22.08		
					H	19.74		
	6	0	Middle	H	V	22.78	30.00	Pass
					H	20.10		
				E1	V	22.47		
					H	19.69		
				E2	V	21.53		
					H	21.26		
	6	0	Highest	H	V	19.92	30.00	Pass
					H	22.40		
				E1	V	23.26		
					H	21.50		
				E2	V	21.53		
					H	20.98		

EUT mode	Channel	RB Size	RB Offset	EUT Pol.	Antenna Pol.	EIRP(dBm)	Limit (dBm)	Result
LTE Band 66 (3MHz) 16 QAM	Lowest	15	0	H	V	22.31	30.00	Pass
					H	22.82		
				E1	V	21.55		
					H	21.16		
				E2	V	21.49		
					H	21.24		
	Middle	15	0	H	V	20.63	30.00	Pass
					H	21.35		
				E1	V	21.53		
					H	21.13		
				E2	V	21.16		
					H	21.82		
	Highest	15	0	H	V	21.84	30.00	Pass
					H	21.96		
				E1	V	23.41		
					H	20.57		
				E2	V	20.35		
					H	20.16		

EUT mode	Channel	RB Size	RB Offset	EUT Pol.	Antenna Pol.	EIRP(dBm)	Limit (dBm)	Result
LTE Band 66 (5MHz) 16 QAM	Lowest	25	0	H	V	21.20	30.00	Pass
					H	21.64		
				E1	V	21.78		
					H	20.14		
				E2	V	21.31		
					H	21.26		
	Middle	25	0	H	V	20.94	30.00	Pass
					H	21.19		
				E1	V	21.14		
					H	22.46		
				E2	V	21.02		
					H	21.14		
	Highest	25	0	H	V	20.86	30.00	Pass
					H	20.85		
				E1	V	22.69		
					H	23.30		
				E2	V	21.59		
					H	21.22		

EUT mode	Channel	RB Size	RB Offset	EUT Pol.	Antenna Pol.	EIRP(dBm)	Limit (dBm)	Result
LTE Band 66 (10MHz) 16 QAM	Lowest	50	0	H	V	22.52	30.00	Pass
					H	21.38		
				E1	V	22.41		
					H	21.40		
				E2	V	21.85		
					H	20.12		
	Middle	50	0	H	V	22.58	30.00	Pass
					H	20.55		
				E1	V	22.62		
					H	19.73		
				E2	V	21.66		
					H	21.40		
	Highest	50	0	H	V	20.41	30.00	Pass
					H	22.93		
				E1	V	22.67		
					H	21.23		
				E2	V	21.45		
					H	20.76		

EUT mode	Channel	RB Size	RB Offset	EUT Pol.	Antenna Pol.	EIRP(dBm)	Limit (dBm)	Result
LTE Band 66 (15MHz) 16 QAM	Lowest	75	0	H	V	21.45	30.00	Pass
					H	22.26		
				E1	V	22.35		
					H	20.96		
				E2	V	21.27		
					H	21.24		
	Middle	75	0	H	V	20.94	30.00	Pass
					H	21.61		
				E1	V	22.18		
					H	22.34		
				E2	V	21.38		
					H	20.83		
	Highest	75	0	H	V	21.05	30.00	Pass
					H	21.45		
				E1	V	22.92		
					H	21.31		
				E2	V	20.48		
					H	19.96		

EUT mode	Channel	RB Size	RB Offset	EUT Pol.	Antenna Pol.	EIRP(dBm)	Limit (dBm)	Result
LTE Band 66 (20MHz) 16 QAM	Lowest	100	0	H	V	22.24	30.00	Pass
					H	21.71		
				E1	V	22.25		
					H	20.63		
				E2	V	20.72		
					H	21.50		
	Middle	100	0	H	V	20.51	30.00	Pass
					H	21.75		
				E1	V	21.64		
					H	22.57		
				E2	V	20.67		
					H	21.37		
	Highest	100	0	H	V	21.15	30.00	Pass
					H	20.24		
				E1	V	22.75		
					H	23.00		
				E2	V	21.53		
					H	21.40		

EUT mode	Channel	RB Size	RB Offset	EUT Pol.	Antenna Pol.	EIRP(dBm)	Limit (dBm)	Result
LTE Band 71 (5MHz) QPSK	Lowest	25	0	H	V	22.69	34.77	Pass
					H	20.50		
				E1	V	22.52		
					H	21.56		
				E2	V	22.51		
					H	19.50		
	Middle	25	0	H	V	22.71	34.77	Pass
					H	20.16		
				E1	V	22.06		
					H	19.85		
				E2	V	22.25		
					H	21.58		
	Highest	25	0	H	V	20.77	34.77	Pass
					H	22.84		
				E1	V	23.32		
					H	21.61		
				E2	V	21.49		
					H	20.77		

EUT mode	Channel	RB Size	RB Offset	EUT Pol.	Antenna Pol.	EIRP(dBm)	Limit (dBm)	Result
LTE Band 71 (10MHz) QPSK	Lowest	50	0	H	V	22.63	34.77	Pass
					H	20.77		
				E1	V	22.27		
					H	21.69		
				E2	V	22.08		
					H	20.23		
	Middle	50	0	H	V	22.76	34.77	Pass
					H	20.75		
				E1	V	21.82		
					H	20.36		
				E2	V	22.08		
					H	21.51		
	Highest	50	0	H	V	20.74	34.77	Pass
					H	23.22		
				E1	V	22.77		
					H	20.97		
				E2	V	21.39		
					H	21.48		

EUT mode	Channel	RB Size	RB Offset	EUT Pol.	Antenna Pol.	EIRP(dBm)	Limit (dBm)	Result
LTE Band 71 (15MHz) QPSK	Lowest	75	0	H	V	22.30	34.77	Pass
					H	22.30		
				E1	V	22.05		
					H	21.08		
				E2	V	20.85		
					H	21.10		
	Middle	75	0	H	V	21.29	34.77	Pass
					H	22.33		
				E1	V	21.41		
					H	21.82		
				E2	V	20.58		
					H	21.04		
	Highest	75	0	H	V	21.04	34.77	Pass
					H	20.16		
				E1	V	22.17		
					H	22.55		
				E2	V	21.32		
					H	21.64		

EUT mode	Channel	RB Size	RB Offset	EUT Pol.	Antenna Pol.	EIRP(dBm)	Limit (dBm)	Result
LTE Band 71 (20MHz) QPSK	Lowest	100	0	H	V	23.44	34.77	Pass
					H	20.58		
				E1	V	22.09		
					H	22.67		
				E2	V	22.88		
					H	20.57		
	Middle	100	0	H	V	21.89	34.77	Pass
					H	19.92		
				E1	V	21.82		
					H	20.35		
				E2	V	21.08		
					H	21.70		
	Highest	100	0	H	V	19.87	34.77	Pass
					H	23.56		
				E1	V	23.00		
					H	21.16		
				E2	V	21.96		
					H	21.05		

EUT mode	Channel	RB Size	RB Offset	EUT Pol.	Antenna Pol.	EIRP(dBm)	Limit (dBm)	Result
LTE Band 71 (5MHz) 16 QAM	Lowest	25	0	H	V	22.88	34.77	Pass
					H	20.58		
				E1	V	22.23		
					H	22.27		
				E2	V	22.51		
					H	20.36		
	Middle	25	0	H	V	21.97	34.77	Pass
					H	20.73		
				E1	V	22.08		
					H	20.19		
				E2	V	20.84		
					H	22.28		
	Highest	25	0	H	V	19.97	34.77	Pass
					H	23.58		
				E1	V	23.12		
					H	20.98		
				E2	V	21.60		
					H	21.23		

EUT mode	Channel	RB Size	RB Offset	EUT Pol.	Antenna Pol.	EIRP(dBm)	Limit (dBm)	Result
LTE Band 71 (10MHz) 16 QAM	Lowest	50	0	H	V	21.84	34.77	Pass
					H	22.03		
				E1	V	22.43		
					H	20.22		
				E2	V	21.07		
					H	20.14		
	Middle	50	0	H	V	21.82	34.77	Pass
					H	21.69		
				E1	V	21.07		
					H	22.44		
				E2	V	20.82		
					H	21.05		
	Highest	50	0	H	V	21.27	34.77	Pass
					H	20.75		
				E1	V	22.21		
					H	22.94		
				E2	V	21.35		
					H	20.75		

EUT mode	Channel	RB Size	RB Offset	EUT Pol.	Antenna Pol.	EIRP(dBm)	Limit (dBm)	Result
LTE Band 71 (15MHz) 16 QAM	Lowest	75	0	H	V	23.54	34.77	Pass
					H	20.55		
				E1	V	21.80		
					H	22.18		
				E2	V	22.22		
					H	19.43		
	Middle	75	0	H	V	22.88	34.77	Pass
					H	19.46		
				E1	V	22.28		
					H	19.39		
				E2	V	21.49		
					H	21.29		
	Highest	75	0	H	V	19.87	34.77	Pass
					H	23.42		
				E1	V	23.71		
					H	21.16		
				E2	V	21.75		
					H	21.57		

EUT mode	Channel	RB Size	RB Offset	EUT Pol.	Antenna Pol.	EIRP(dBm)	Limit (dBm)	Result
LTE Band 71 (20MHz) 16 QAM	Lowest	100	0	H	V	22.16	34.77	Pass
					H	22.28		
				E1	V	22.41		
					H	20.49		
				E2	V	21.10		
					H	20.50		
	Middle	100	0	H	V	20.97	34.77	Pass
					H	21.55		
				E1	V	21.37		
					H	21.92		
				E2	V	20.87		
					H	20.81		
	Highest	100	0	H	V	21.29	34.77	Pass
					H	20.63		
				E1	V	22.87		
					H	22.73		
				E2	V	21.09		
					H	21.17		

4.9 Field strength of spurious radiation measurement

Test Requirement:	FCC part22.913(a), FCC part24.238(a) and FCC part27.53, RSS-130 (4.7), RSS-132 (5.5), RSS-133 (6.5.1), RSS-139(6.6) and RSS-140(4.4)
Test Method:	ANSI C63.26:2015
Limit:	-13dBm Band 7/41:-25dBm
Test setup:	Below 1GHz 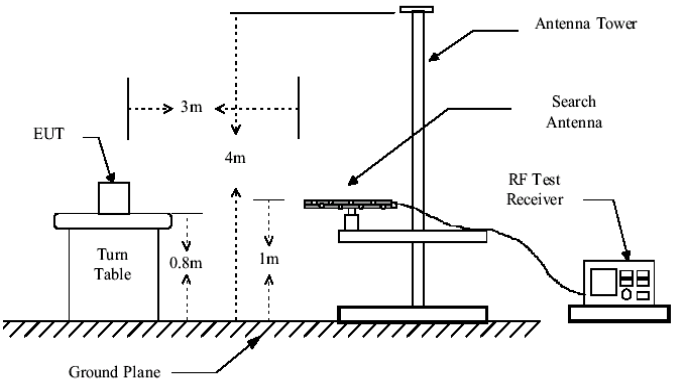 Above 1GHz 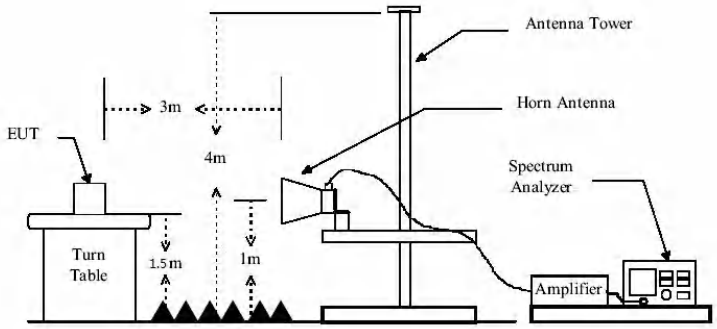 Substituted method: 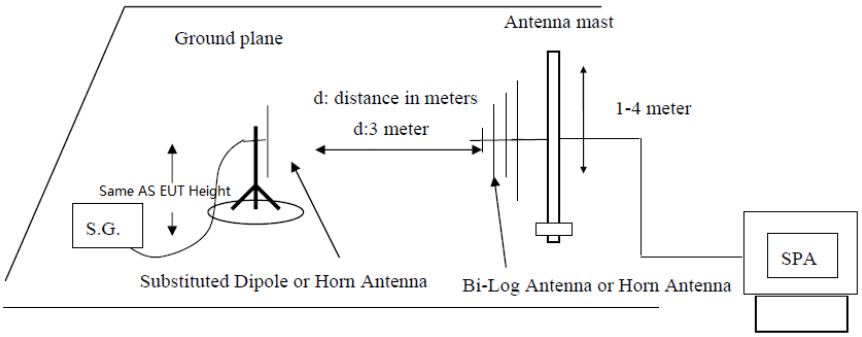

Test Procedure:	1. The EUT was placed on an non-conductive turntable using a non-conductive support. The radiated emission at the fundamental frequency was measured at 3 m with a test antenna and EMI spectrum analyzer. 2. During the tests, the antenna height and the EUT azimuth were varied in order to identify the maximum level of emissions from the EUT. This maximization process was repeated with the EUT positioned in each of its three orthogonal orientations. 3. The frequency range up to tenth harmonic was investigated for each of three fundamental frequency (low, middle and high channels). Once spurious emission was identified, the power of the emission was determined using the substitution method. 4. The spurious emissions attenuation was calculated as the difference between radiated power at the fundamental frequency and the spurious emissions frequency. ERP / EIRP = S.G. output (dBm) + Antenna Gain(dB/dBi) – Cable Loss (dB) 5. Compliance with the provisions of part 27 paragraphs (c)(3) and (c)(4) of this section is based on the use of measurement instrumentation such that the reading taken with any resolution bandwidth setting should be adjusted to indicate spectral energy in a 6.25 kHz segment.
Test Instruments:	Refer to section 3 for details
Test mode:	Refer to section 4.1 for details
Test results:	Pass

Measurement Data:

QPSK Mode:

Test mode:	LTE Band 2(1.4MHz)		Test channel:	Lowest
Frequency (MHz)	Spurious Emission		Limit (dBm)	Result
	Polarization	Level (dBm)		
3701.37	V	-38.47	-13.00	Pass
5552.38	V	-36.20		
7402.06	V	-35.43		
9253.24	V	-32.91		
11103.81	V	-30.09		
3701.60	H	-38.84	-13.00	Pass
5551.91	H	-36.59		
7402.36	H	-34.05		
9252.54	H	-31.40		
11103.92	H	-29.96		
Test mode:	**LTE Band 2(1.4MHz)**		**Test channel:**	**Middle**
Frequency (MHz)	Spurious Emission		Limit (dBm)	Result
	Polarization	Level (dBm)		
3759.35	V	-37.90	-13.00	Pass
5639.60	V	-36.45		
7519.61	V	-35.66		
9399.26	V	-32.78		
11280.13	V	-30.43		
3760.18	H	-38.60	-13.00	Pass
5639.60	H	-36.53		
7519.03	H	-35.12		
9398.95	H	-32.36		
11279.81	H	-30.90		
Test mode:	**LTE Band 2(1.4MHz)**		**Test channel:**	**Highest**
Frequency (MHz)	Spurious Emission		Limit (dBm)	Result
	Polarization	Level (dBm)		
3818.37	V	-38.23	-13.00	Pass
5727.50	V	-35.96		
7637.10	V	-35.82		
9546.36	V	-32.69		
11454.84	V	-30.00		
3818.89	H	-39.02	-13.00	Pass
5727.75	H	-37.20		
7636.75	H	-35.13		
9545.98	H	-33.19		
11455.71	H	-29.46		

Remark：

1. The emission behaviour belongs to narrowband spurious emission, all modes investigated and only worst case is reported.
2. The emission levels of below 1 GHz are very lower (20dB lower than the limit) than the limit and not show in test report.

Test mode:	LTE Band 4(1.4MHz)		Test channel:	Lowest
Frequency (MHz)	Spurious Emission		Limit (dBm)	Result
	Polarization	Level (dBm)		
3420.89	V	-37.81	-13.00	Pass
5132.13	V	-36.39		
6842.82	V	-35.58		
8553.16	V	-32.04		
10263.70	V	-30.94		
3420.68	H	-38.29	-13.00	Pass
5131.72	H	-36.77		
6842.33	H	-35.85		
8553.64	H	-32.91		
10264.17	H	-30.51		
Test mode:	**LTE Band 4(1.4MHz)**		**Test channel:**	**Middle**
Frequency (MHz)	Spurious Emission		Limit (dBm)	Result
	Polarization	Level (dBm)		
3464.83	V	-38.37	-13.00	Pass
5197.20	V	-36.81		
6928.63	V	-35.67		
8661.96	V	-32.34		
10394.68	V	-29.64		
3464.66	H	-38.90	-13.00	Pass
5196.72	H	-36.37		
6930.01	H	-35.77		
8661.59	H	-32.68		
10394.79	H	-29.79		
Test mode:	**LTE Band 4(1.4MHz)**		**Test channel:**	**Highest**
Frequency (MHz)	Spurious Emission		Limit (dBm)	Result
	Polarization	Level (dBm)		
3508.24	V	-38.32	-13.00	Pass
5262.23	V	-36.40		
7016.75	V	-35.02		
8770.92	V	-32.29		
10525.16	V	-29.99		
3508.65	H	-38.53	-13.00	Pass
5262.63	H	-36.54		
7016.93	H	-35.70		
8770.89	H	-32.85		
10525.46	H	-30.05		

Remark：

1. The emission behaviour belongs to narrowband spurious emission, all modes investigated and only worst case is reported.
2. The emission levels of below 1 GHz are very lower (20dB lower than the limit) than the limit and not show in test report.

Test mode:	LTE Band 5(1.4MHz)		Test channel:	Lowest
Frequency (MHz)	Spurious Emission		Limit (dBm)	Result
	Polarization	Level (dBm)		
1649.50	V	-45.18	-13.00	Pass
2473.17	V	-43.13		
3298.06	V	-41.23		
4123.55	V	-40.16		
4947.88	V	-40.01		
1649.18	H	-45.47	-13.00	Pass
2473.26	H	-44.28		
3298.31	H	-41.52		
4122.63	H	-39.72		
4948.21	H	-39.04		
Test mode:	**LTE Band 5(1.4MHz)**		**Test channel:**	**Middle**
Frequency (MHz)	Spurious Emission		Limit (dBm)	Result
	Polarization	Level (dBm)		
1672.39	V	-44.90	-13.00	Pass
2508.50	V	-43.27		
3345.22	V	-40.59		
4181.84	V	-40.19		
5018.80	V	-38.66		
1673.15	H	-44.18	-13.00	Pass
2509.21	H	-43.27		
3346.21	H	-40.69		
4181.94	H	-39.75		
5019.09	H	-38.41		
Test mode:	**LTE Band 5(1.4MHz)**		**Test channel:**	**Highest**
Frequency (MHz)	Spurious Emission		Limit (dBm)	Result
	Polarization	Level (dBm)		
1696.38	V	-44.51	-13.00	Pass
2544.17	V	-42.84		
3392.26	V	-41.34		
4241.69	V	-39.94		
5089.04	V	-40.03		
1696.43	H	-45.42	-13.00	Pass
2544.39	H	-43.39		
3392.54	H	-41.43		
4240.88	H	-40.07		
5089.58	H	-38.91		

Remark：

1. The emission behaviour belongs to narrowband spurious emission, all modes investigated and only worst case is reported.
2. The emission levels of below 1 GHz are very lower (20dB lower than the limit) than the limit and not show in test report.

Test mode:	LTE Band 12(1.4MHz)		Test channel:	Lowest
Frequency (MHz)	Spurious Emission		Limit (dBm)	Result
	Polarization	Level (dBm)		
5005.31	V	-37.17	-13.00	Pass
7506.95	V	-34.20		
10009.59	V	-31.64		
12511.88	V	-31.69		
15014.85	V	-29.34		
5004.56	H	-37.17	-13.00	Pass
7507.26	H	-33.77		
10010.16	H	-31.90		
12512.12	H	-31.39		
15014.67	H	-29.11		
Test mode:	**LTE Band 12(1.4MHz)**		**Test channel:**	**Middle**
Frequency (MHz)	Spurious Emission		Limit (dBm)	Result
	Polarization	Level (dBm)		
5070.21	V	-37.17	-13.00	Pass
7605.04	V	-33.46		
10139.52	V	-32.37		
12674.79	V	-30.87		
15209.59	V	-29.30		
5070.39	H	-37.43	-13.00	Pass
7604.67	H	-34.64		
10139.37	H	-31.21		
12674.17	H	-31.65		
15210.08	H	-29.85		
Test mode:	**LTE Band 12(1.4MHz)**		**Test channel:**	**Highest**
Frequency (MHz)	Spurious Emission		Limit (dBm)	Result
	Polarization	Level (dBm)		
5134.39	V	-37.86	-13.00	Pass
7702.01	V	-33.82		
10269.65	V	-31.61		
12836.66	V	-30.89		
15405.13	V	-30.04		
5134.45	H	-37.20	-13.00	Pass
7701.98	H	-34.15		
10269.52	H	-31.20		
12836.78	H	-31.24		
15405.01	H	-30.02		

Remark：

1 The emission behaviour belongs to narrowband spurious emission, all modes investigated and only worst case is reported.

2 The emission levels of below 1 GHz are very lower (20dB lower than the limit) than the limit and not show in test report.

Test mode:	LTE Band 13(5MHz)		Test channel:	Lowest
Frequency (MHz)	Spurious Emission		Limit (dBm)	Result
	Polarization	Level (dBm)		
1587.38	V	-43.86	-40.00	Pass
5004.42	V	-37.42	-13.00	Pass
7507.06	V	-34.56		
10010.24	V	-31.77		
12512.10	V	-31.53		
15015.08	V	-29.06		
1587.10	H	-45.83	-40.00	Pass
5004.70	H	-37.28	-13.00	Pass
7507.19	H	-34.02		
10009.01	H	-31.83		
12512.06	H	-30.80		
15015.33	H	-29.68		
Test mode:	**LTE Band 13(5MHz)**		**Test channel:**	**Middle**
Frequency (MHz)	Spurious Emission		Limit (dBm)	Result
	Polarization	Level (dBm)		
1594.15	V	-46.89	-40.00	Pass
5069.64	V	-37.34	-13.00	Pass
7605.00	V	-34.12		
10140.30	V	-32.48		
12674.61	V	-30.99		
15209.44	V	-29.80		
1594.36	H	-46.20	-40.00	Pass
5070.00	H	-37.13	-13.00	Pass
7604.89	H	-33.97		
10139.49	H	-31.76		
12674.64	H	-31.85		
15209.29	H	-29.83		
Test mode:	**LTE Band 13(5MHz)**		**Test channel:**	**Highest**
Frequency (MHz)	Spurious Emission		Limit (dBm)	Result
	Polarization	Level (dBm)		
1579.35	V	-45.42	-40.00	Pass
5134.11	V	-37.36	-13.00	Pass
7702.07	V	-33.66		
10269.66	V	-31.83		
12837.04	V	-31.07		
15404.60	V	-29.67		
1579.56	H	-45.61	-40.00	Pass
5134.88	H	-37.78	-13.00	Pass
7701.93	H	-34.34		
10269.65	H	-31.85		
12837.29	H	-30.56		
15404.57	H	-29.83		

Remark：

1 The emission behaviour belongs to narrowband spurious emission, all modes investigated and only worst case is reported.

2 The emission levels of below 1 GHz are very lower (20dB lower than the limit) than the limit and not show in test report.

Test mode:	LTE Band 14(5MHz)		Test channel:	Lowest
Frequency (MHz)	Spurious Emission		Limit (dBm)	Result
	Polarization	Level (dBm)		
1575.98	V	-38.43	-13.00	Pass
2363.77	V	-34.78		
3152.12	V	-32.35		
3940.16	V	-32.19		
4727.70	V	-30.47		
1575.81	H	-38.06	-13.00	Pass
2364.03	H	-33.72		
3151.81	H	-32.27		
3939.79	H	-32.19		
4727.96	H	-29.75		
Test mode:	**LTE Band 14(5MHz)**		**Test channel:**	**Middle**
Frequency (MHz)	Spurious Emission		Limit (dBm)	Result
	Polarization	Level (dBm)		
1585.75	V	-38.52	-13.00	Pass
2378.62	V	-34.68		
3172.14	V	-32.71		
3965.03	V	-32.26		
4758.08	V	-30.41		
1585.97	H	-37.92	-13.00	Pass
2378.69	H	-33.79		
3171.74	H	-32.57		
3964.84	H	-32.04		
4757.93	H	-29.71		
Test mode:	**LTE Band 14(5MHz)**		**Test channel:**	**Highest**
Frequency (MHz)	Spurious Emission		Limit (dBm)	Result
	Polarization	Level (dBm)		
1587.70	V	-38.59	-13.00	Pass
2381.68	V	-35.01		
3175.33	V	-32.31		
3969.50	V	-32.20		
4763.60	V	-30.41		
1587.49	H	-37.94	-13.00	Pass
2381.54	H	-33.90		
3175.64	H	-32.19		
3969.67	H	-31.79		
4763.46	H	-29.42		

Remark :

1 The emission behaviour belongs to narrowband spurious emission, all modes investigated and only worst case is reported.

2 The emission levels of below 1 GHz are very lower (20dB lower than the limit) than the limit and not show in test report.

Test mode:	LTE Band 66(1.4MHz)		Test channel:	Lowest
Frequency (MHz)	Spurious Emission		Limit (dBm)	Result
	Polarization	Level (dBm)		
3420.03	V	-38.31	-13.00	Pass
5129.87	V	-34.90		
6839.76	V	-32.48		
8550.07	V	-32.46		
10259.67	V	-30.52		
3420.09	H	-37.91	-13.00	Pass
5130.14	H	-33.70		
6839.97	H	-32.30		
8550.14	H	-32.03		
10259.92	H	-29.52		
Test mode:	**LTE Band 66(1.4MHz)**		**Test channel:**	**Middle**
Frequency (MHz)	Spurious Emission		Limit (dBm)	Result
	Polarization	Level (dBm)		
3489.80	V	-38.20	-13.00	Pass
5235.18	V	-34.81		
6979.95	V	-32.51		
8724.72	V	-32.21		
10470.17	V	-30.60		
3489.82	H	-37.83	-13.00	Pass
5235.08	H	-33.58		
6979.99	H	-32.16		
8724.78	H	-31.86		
10469.76	H	-29.34		
Test mode:	**LTE Band 66(1.4MHz)**		**Test channel:**	**Highest**
Frequency (MHz)	Spurious Emission		Limit (dBm)	Result
	Polarization	Level (dBm)		
3558.07	V	-38.48	-13.00	Pass
5337.07	V	-34.64		
7115.60	V	-32.50		
8895.16	V	-32.54		
10673.77	V	-30.30		
3557.89	H	-37.82	-13.00	Pass
5336.75	H	-33.72		
7116.20	H	-32.53		
8895.13	H	-31.87		
10673.81	H	-29.59		

Remark：

1 The emission behaviour belongs to narrowband spurious emission, all modes investigated and only worst case is reported.

2 The emission levels of below 1 GHz are very lower (20dB lower than the limit) than the limit and not show in test report.

Test mode:	LTE Band 71(5MHz)		Test channel:	Lowest
Frequency (MHz)	Spurious Emission		Limit (dBm)	Result
	Polarization	Level (dBm)		
1325.78	V	-38.26	-13.00	Pass
1988.87	V	-34.75		
2652.15	V	-32.38		
3315.05	V	-32.26		
3977.89	V	-30.32		
1325.67	H	-38.25	-13.00	Pass
1988.76	H	-33.66		
2651.80	H	-32.22		
3314.86	H	-31.72		
3977.99	H	-29.41		
Test mode:	**LTE Band 71(5MHz)**		**Test channel:**	**Middle**
Frequency (MHz)	Spurious Emission		Limit (dBm)	Result
	Polarization	Level (dBm)		
1360.98	V	-38.38	-13.00	Pass
2041.58	V	-34.84		
2721.80	V	-32.65		
3402.52	V	-32.33		
4082.93	V	-30.19		
1360.99	H	-38.01	-13.00	Pass
2041.31	H	-33.59		
2721.98	H	-32.32		
3402.40	H	-31.78		
4083.17	H	-29.34		
Test mode:	**LTE Band 71(5MHz)**		**Test channel:**	**Highest**
Frequency (MHz)	Spurious Emission		Limit (dBm)	Result
	Polarization	Level (dBm)		
1395.68	V	-38.44	-13.00	Pass
2093.41	V	-34.73		
2791.29	V	-32.30		
3489.16	V	-32.33		
4187.52	V	-30.48		
1395.51	H	-37.82	-13.00	Pass
2093.33	H	-33.89		
2791.72	H	-32.19		
3489.28	H	-31.76		
4187.26	H	-29.73		

Remark：

1 The emission behaviour belongs to narrowband spurious emission, all modes investigated and only worst case is reported.

2 The emission levels of below 1 GHz are very lower (20dB lower than the limit) than the limit and not show in test report.

16 QAM Mode:

Test mode:	LTE Band 2 (1.4MHz)		Test channel:	Lowest
Frequency (MHz)	Spurious Emission		Limit (dBm)	Result
	Polarization	Level (dBm)		
3701.06	V	-39.22	-13.00	Pass
5552.16	V	-36.80		
7402.94	V	-36.32		
9253.15	V	-32.68		
11103.27	V	-30.20		
3701.46	H	-39.09	-13.00	Pass
5551.63	H	-36.59		
7402.15	H	-35.41		
9253.53	H	-33.03		
11104.28	H	-31.78		
Test mode:	**LTE Band 2 (1.4MHz)**		**Test channel:**	**Middle**
Frequency (MHz)	Spurious Emission		Limit (dBm)	Result
	Polarization	Level (dBm)		
3759.82	V	-38.62	-13.00	Pass
5639.72	V	-37.23		
7519.28	V	-36.16		
9399.60	V	-33.30		
11279.52	V	-30.72		
3760.23	H	-39.82	-13.00	Pass
5639.77	H	-36.71		
7519.46	H	-35.21		
9399.81	H	-32.51		
11279.41	H	-31.39		
Test mode:	**LTE Band 2 (1.4MHz)**		**Test channel:**	**Highest**
Frequency (MHz)	Spurious Emission		Limit (dBm)	Result
	Polarization	Level (dBm)		
3818.59	V	-39.82	-13.00	Pass
5727.95	V	-36.83		
7636.83	V	-36.10		
9546.75	V	-32.72		
11455.50	V	-30.84		
3818.48	H	-39.47	-13.00	Pass
5727.53	H	-37.07		
7636.84	H	-34.82		
9545.84	H	-32.38		
11455.54	H	-30.69		

Remark：

1 The emission behaviour belongs to narrowband spurious emission, all modes investigated and only worst case is reported.

2 The emission levels of below 1 GHz are very lower (20dB lower than the limit) than the limit and not show in test report.

Test mode:	LTE Band 4(1.4MHz)		Test channel:	Lowest
Frequency (MHz)	Spurious Emission		Limit (dBm)	Result
	Polarization	Level (dBm)		
3421.36	V	-38.47	-13.00	Pass
5132.09	V	-37.25		
6842.86	V	-36.35		
8553.61	V	-32.74		
10263.87	V	-30.98		
3421.12	H	-39.01	-13.00	Pass
5131.79	H	-37.15		
6842.45	H	-36.17		
8553.48	H	-32.92		
10264.12	H	-30.41		
Test mode:	**LTE Band 4(1.4MHz)**		**Test channel:**	**Middle**
Frequency (MHz)	Spurious Emission		Limit (dBm)	Result
	Polarization	Level (dBm)		
3464.77	V	-39.53	-13.00	Pass
5197.01	V	-37.00		
6929.94	V	-35.99		
8661.69	V	-32.80		
10394.31	V	-31.09		
3464.75	H	-38.66	-13.00	Pass
5196.63	H	-36.86		
6930.22	H	-36.31		
8661.79	H	-33.28		
10394.65	H	-30.14		
Test mode:	**LTE Band 4(1.4MHz)**		**Test channel:**	**Highest**
Frequency (MHz)	Spurious Emission		Limit (dBm)	Result
	Polarization	Level (dBm)		
3508.23	V	-39.53	-13.00	Pass
5262.77	V	-37.00		
7016.57	V	-35.99		
8771.16	V	-32.80		
10525.10	V	-31.09		
3507.95	H	-38.66	-13.00	Pass
5262.36	H	-36.86		
7016.90	H	-36.31		
8770.96	H	-33.28		
10525.65	H	-30.14		

Remark：

1 The emission behaviour belongs to narrowband spurious emission, all modes investigated and only worst case is reported.

2 The emission levels of below 1 GHz are very lower (20dB lower than the limit) than the limit and not show in test report.

Test mode:	LTE Band 5(1.4MHz)		Test channel:	Lowest
Frequency (MHz)	Spurious Emission		Limit (dBm)	Result
	Polarization	Level (dBm)		
1649.48	V	-45.08	-13.00	Pass
2473.70	V	-43.20		
3298.61	V	-40.34		
4123.29	V	-39.98		
4947.95	V	-39.50		
1649.37	H	-44.66	-13.00	Pass
2474.26	H	-43.61		
3298.34	H	-41.58		
4123.17	H	-40.95		
4947.57	H	-39.35		
Test mode:	**LTE Band 5(1.4MHz)**		**Test channel:**	**Middle**
Frequency (MHz)	Spurious Emission		Limit (dBm)	Result
	Polarization	Level (dBm)		
1672.95	V	-45.29	-13.00	Pass
2509.43	V	-42.96		
3345.90	V	-41.15		
4182.40	V	-40.39		
5018.73	V	-38.78		
1673.23	H	-44.39	-13.00	Pass
2509.22	H	-43.50		
3345.92	H	-40.68		
4182.18	H	-39.58		
5019.24	H	-39.19		
Test mode:	**LTE Band 5(1.4MHz)**		**Test channel:**	**Highest**
Frequency (MHz)	Spurious Emission		Limit (dBm)	Result
	Polarization	Level (dBm)		
1696.31	V	-44.42	-13.00	Pass
2545.04	V	-43.34		
3392.62	V	-40.28		
4241.80	V	-39.87		
5089.39	V	-39.27		
1695.69	H	-45.01	-13.00	Pass
2545.09	H	-43.61		
3393.13	H	-41.83		
4241.06	H	-40.34		
5089.49	H	-39.09		

Remark :

1 The emission behaviour belongs to narrowband spurious emission, all modes investigated and only worst case is reported.

2 The emission levels of below 1 GHz are very lower (20dB lower than the limit) than the limit and not show in test report.

Test mode:	LTE Band 12 (1.4MHz)		Test channel:	Lowest
Frequency (MHz)	Spurious Emission		Limit (dBm)	Result
	Polarization	Level (dBm)		
3701.50	V	-39.36	-13.00	Pass
5551.91	V	-37.45		
7403.02	V	-35.91		
9253.11	V	-33.43		
11103.88	V	-30.96		
3701.14	H	-38.89	-13.00	Pass
5551.38	H	-36.96		
7402.08	H	-35.81		
9253.21	H	-32.78		
11104.04	H	-30.49		
Test mode:	**LTE Band 12 (1.4MHz)**		**Test channel:**	**Middle**
Frequency (MHz)	Spurious Emission		Limit (dBm)	Result
	Polarization	Level (dBm)		
3759.45	V	-38.68	-13.00	Pass
5639.83	V	-36.67		
7519.96	V	-36.41		
9399.46	V	-33.27		
11279.85	V	-31.44		
3759.89	H	-39.41	-13.00	Pass
5639.32	H	-36.73		
7519.51	H	-35.59		
9399.95	H	-33.20		
11279.91	H	-30.17		
Test mode:	**LTE Band 12 (1.4MHz)**		**Test channel:**	**Highest**
Frequency (MHz)	Spurious Emission		Limit (dBm)	Result
	Polarization	Level (dBm)		
3818.21	V	-38.53	-13.00	Pass
5727.55	V	-36.83		
7636.73	V	-36.68		
9546.00	V	-32.33		
11455.81	V	-30.94		
3818.21	H	-39.34	-13.00	Pass
5727.01	H	-36.86		
7636.97	H	-35.39		
9546.51	H	-33.41		
11455.26	H	-30.49		

Remark :

1 The emission behaviour belongs to narrowband spurious emission, all modes investigated and only worst case is reported.

2 The emission levels of below 1 GHz are very lower (20dB lower than the limit) than the limit and not show in test report.

Test mode:	LTE Band 13(5MHz)		Test channel:	Lowest
Frequency (MHz)	Spurious Emission		Limit (dBm)	Result
	Polarization	Level (dBm)		
5004.49	V	-38.46	-13.00	Pass
7507.42	V	-34.13		
10009.82	V	-32.20		
12512.22	V	-32.10		
15014.48	V	-30.48		
5004.71	H	-37.79	-13.00	Pass
7507.21	H	-34.54		
10009.59	H	-32.59		
12512.79	H	-31.62		
15014.79	H	-30.37		
Test mode:	**LTE Band 13(5MHz)**		**Test channel:**	**Middle**
Frequency (MHz)	Spurious Emission		Limit (dBm)	Result
	Polarization	Level (dBm)		
5069.63	V	-38.12	-13.00	Pass
7604.39	V	-34.98		
10139.13	V	-32.74		
12674.41	V	-31.89		
15209.32	V	-30.08		
5069.48	H	-38.06	-13.00	Pass
7604.67	H	-34.32		
10139.66	H	-32.29		
12674.75	H	-31.92		
15209.46	H	-30.02		
Test mode:	**LTE Band 13(5MHz)**		**Test channel:**	**Highest**
Frequency (MHz)	Spurious Emission		Limit (dBm)	Result
	Polarization	Level (dBm)		
5135.42	V	-38.13	-13.00	Pass
7701.86	V	-34.46		
10270.34	V	-32.37		
12837.35	V	-31.22		
15404.56	V	-29.74		
5134.52	H	-38.24	-13.00	Pass
7702.08	H	-35.14		
10270.00	H	-32.47		
12837.38	H	-31.35		
15404.60	H	-30.29		

Remark：

1 The emission behaviour belongs to narrowband spurious emission, all modes investigated and only worst case is reported.

2 The emission levels of below 1 GHz are very lower (20dB lower than the limit) than the limit and not show in test report.

Test mode:	LTE Band 14(5MHz)		Test channel:	Lowest
Frequency (MHz)	Spurious Emission		Limit (dBm)	Result
	Polarization	Level (dBm)		
1576.04	V	-38.19	-13.00	Pass
2363.63	V	-34.69		
3151.89	V	-32.59		
3939.95	V	-32.15		
4728.04	V	-30.33		
1575.67	H	-38.22	-13.00	Pass
2363.89	H	-33.68		
3151.77	H	-32.25		
3940.01	H	-31.70		
4727.66	H	-29.45		
Test mode:	**LTE Band 14(5MHz)**		**Test channel:**	**Middle**
Frequency (MHz)	Spurious Emission		Limit (dBm)	Result
	Polarization	Level (dBm)		
1585.67	V	-38.50	-13.00	Pass
2379.17	V	-35.00		
3171.97	V	-32.46		
3964.90	V	-32.54		
4757.70	V	-30.25		
1585.91	H	-38.25	-13.00	Pass
2378.96	H	-33.83		
3172.14	H	-32.63		
3965.15	H	-32.16		
4757.62	H	-29.35		
Test mode:	**LTE Band 14(5MHz)**		**Test channel:**	**Highest**
Frequency (MHz)	Spurious Emission		Limit (dBm)	Result
	Polarization	Level (dBm)		
1595.84	V	-38.19	-13.00	Pass
2393.65	V	-35.10		
3191.67	V	-32.38		
3989.66	V	-32.12		
4787.57	V	-30.63		
1595.61	H	-38.28	-13.00	Pass
2393.44	H	-33.95		
3191.56	H	-32.51		
3989.21	H	-32.10		
4787.37	H	-29.38		

Remark :

1 The emission behaviour belongs to narrowband spurious emission, all modes investigated and only worst case is reported.

2 The emission levels of below 1 GHz are very lower (20dB lower than the limit) than the limit and not show in test report.

Test mode:	LTE Band 66(1.4MHz)		Test channel:	Lowest
Frequency (MHz)	Spurious Emission		Limit (dBm)	Result
	Polarization	Level (dBm)		
3419.68	V	-38.47	-13.00	Pass
5129.61	V	-34.98		
6840.14	V	-32.41		
8550.16	V	-32.32		
10260.08	V	-30.64		
3419.63	H	-37.98	-13.00	Pass
5129.67	H	-33.77		
6839.65	H	-32.46		
8549.91	H	-31.74		
10259.75	H	-29.66		
Test mode:	**LTE Band 66(1.4MHz)**		**Test channel:**	**Middle**
Frequency (MHz)	Spurious Emission		Limit (dBm)	Result
	Polarization	Level (dBm)		
3489.68	V	-38.21	-13.00	Pass
5235.16	V	-35.10		
6979.76	V	-32.75		
8725.09	V	-32.43		
10469.98	V	-30.44		
3490.13	H	-37.96	-13.00	Pass
5234.86	H	-33.92		
6979.93	H	-32.29		
8724.88	H	-32.16		
10469.99	H	-29.58		
Test mode:	**LTE Band 66(1.4MHz)**		**Test channel:**	**Highest**
Frequency (MHz)	Spurious Emission		Limit (dBm)	Result
	Polarization	Level (dBm)		
3559.77	V	-38.45	-13.00	Pass
5339.34	V	-35.05		
7119.21	V	-32.57		
8899.57	V	-32.26		
10679.52	V	-30.49		
3559.42	H	-37.93	-13.00	Pass
5339.50	H	-33.68		
7119.27	H	-32.40		
8899.43	H	-32.07		
10679.28	H	-29.56		

Remark：

1 The emission behaviour belongs to narrowband spurious emission, all modes investigated and only worst case is reported.

2 The emission levels of below 1 GHz are very lower (20dB lower than the limit) than the limit and not show in test report.

Test mode:	LTE Band 71(5MHz)		Test channel:	Lowest
Frequency (MHz)	Spurious Emission		Limit (dBm)	Result
	Polarization	Level (dBm)		
1325.81	V	-38.15	-13.00	Pass
1989.15	V	-34.78		
2651.75	V	-32.43		
3314.82	V	-32.29		
3978.11	V	-30.50		
1325.93	H	-37.79	-13.00	Pass
1988.81	H	-33.49		
2651.61	H	-32.27		
3314.76	H	-31.82		
3977.99	H	-29.34		
Test mode:	**LTE Band 71(5MHz)**		**Test channel:**	**Middle**
Frequency (MHz)	Spurious Emission		Limit (dBm)	Result
	Polarization	Level (dBm)		
1360.98	V	-38.38	-13.00	Pass
2041.54	V	-34.80		
2722.10	V	-32.40		
3402.34	V	-32.25		
4082.76	V	-30.28		
1360.72	H	-38.23	-13.00	Pass
2041.56	H	-33.62		
2722.01	H	-32.22		
3402.56	H	-31.88		
4082.66	H	-29.48		
Test mode:	**LTE Band 71(5MHz)**		**Test channel:**	**Highest**
Frequency (MHz)	Spurious Emission		Limit (dBm)	Result
	Polarization	Level (dBm)		
1395.42	V	-38.53	-13.00	Pass
2093.81	V	-34.72		
2791.64	V	-32.62		
3489.24	V	-32.09		
4187.13	V	-30.43		
1395.75	H	-37.99	-13.00	Pass
2093.57	H	-33.73		
2791.76	H	-32.64		
3489.64	H	-31.95		
4187.14	H	-29.74		

Remark：

1 The emission behaviour belongs to narrowband spurious emission, all modes investigated and only worst case is reported.

2 The emission levels of below 1 GHz are very lower (20dB lower than the limit) than the limit and not show in test report.

4.10 Frequency stability V.S. Temperature measurement

Test Requirement:	FCC Part2.1055(a)(1)(b), RSS-130 (4.5), RSS-132 (5.3), RSS-133 (6.3), RSS-139(6.4) and RSS-140(4.2)
Test Method:	ANSI C63.26:2015
Limit:	2.5ppm(Part 22) Within the authorized bands of operation(Part 24, Part 27)
Test setup:	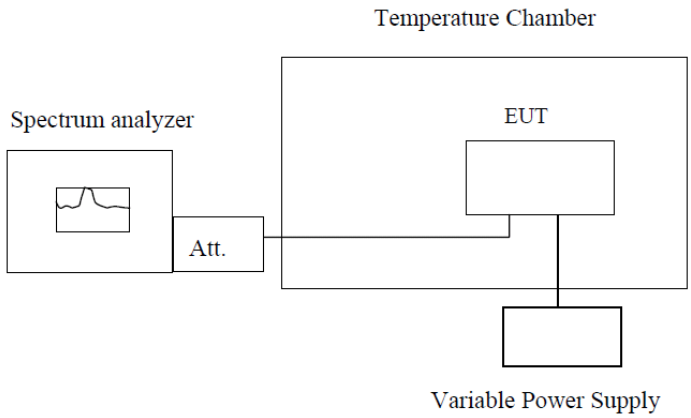 **Note :** Measurement setup for testing on Antenna connector
Test procedure:	1. The equipment under test was connected to an external DC power supply and input rated voltage. 2. RF output was connected to a frequency counter or spectrum analyzer via feed through attenuators. 3. The EUT was placed inside the temperature chamber. 4. Set the spectrum analyzer RBW low enough to obtain the desired frequency resolution and measure EUT 25°C operating frequency as reference frequency. 5. Turn EUT off and set the chamber temperature to –20°C. After the temperature stabilized for approximately 30 minutes recorded the frequency. 6. Repeat step measure with 10°C increased per stage until the highest temperature of +50°C reached.
Test Instruments:	Refer to section 3 for details
Test mode:	Refer to section 4.1 for details
Test results:	Pass
Remark:	If all frequencies stability are comply with the lower limit, then all results can be considered qualified

Measurement Data

Reference Frequency: LTE Band 2 Middle channel=18900 channel=1880MHz					
Power supplied (Vdc)	Temperature (°C)	Frequency error		Limit (ppm)	Result
		Hz	ppm		
3.7	-20	11	0.0059	Within the authorized bands	Pass
	-10	21	0.0112		
	0	14	0.0074		
	10	-23	-0.0122		
	20	19	0.0101		
	30	5	0.0027		
	40	1	0.0005		
	50	-1	-0.0005		
	60	15	0.0080		

Reference Frequency: LTE Band 4 Middle channel=20175 channel=1732.5MHz					
Power supplied (Vdc)	Temperature (°C)	Frequency error		Limit (ppm)	Result
		Hz	ppm		
3.7	-20	16	0.0092	2.5	Pass
	-10	21	0.0121		
	0	19	0.0110		
	10	-30	-0.0173		
	20	13	0.0075		
	30	13	0.0075		
	40	-8	-0.0046		
	50	4	0.0023		
	60	12	0.0069		

Reference Frequency: LTE Band 5 Middle channel=20175 channel=836.5MHz					
Power supplied (Vdc)	Temperature (°C)	Frequency error		Limit (ppm)	Result
		Hz	ppm		
3.7	-20	16	0.0191	2.5	Pass
	-10	10	0.0120		
	0	4	0.0048		
	10	17	0.0203		
	20	23	0.0275		
	30	-19	-0.0227		
	40	4	0.0048		
	50	-2	-0.0024		
	60	6	0.0072		

Reference Frequency: LTE Band 12 Middle channel=23095 channel=707.5MHz					
Power supplied (Vdc)	Temperature (°C)	Frequency error		Limit (ppm)	Result
		Hz	ppm		
3.7	-20	13	0.0184	2.5	Pass
	-10	17	0.0240		
	0	17	0.0240		
	10	-23	-0.0325		
	20	17	0.0240		
	30	12	0.0170		
	40	0	0.0000		
	50	-3	-0.0042		
	60	14	0.0198		

Reference Frequency: LTE Band 13 Middle channel=23230 channel=782MHz					
Power supplied (Vdc)	Temperature (°C)	Frequency error		Limit (ppm)	Result
		Hz	ppm		
3.7	-20	13	0.0166	Within the authorized bands	Pass
	-10	22	0.0281		
	0	24	0.0307		
	10	-33	-0.0422		
	20	19	0.0243		
	30	7	0.0090		
	40	-10	-0.0128		
	50	0	0.0000		
	60	15	0.0192		

Reference Frequency: LTE Band 14 Middle channel=23330 channel=793MHz					
Power supplied (Vdc)	Temperature (°C)	Frequency error		Limit (ppm)	Result
		Hz	ppm		
3.7	-20	10	0.0126	2.5	Pass
	-10	4	0.0050		
	0	4	0.0050		
	10	10	0.0126		
	20	19	0.0240		
	30	-20	-0.0252		
	40	11	0.0139		
	50	3	0.0038		
	60	8	0.0101		

Reference Frequency: LTE Band 66 Middle channel=132671 channel=1745MHz					
Power supplied (Vdc)	Temperature (°C)	Frequency error		Limit (ppm)	Result
		Hz	ppm		
3.7	-20	14	0.0080	2.5	Pass
	-10	18	0.0103		
	0	17	0.0097		
	10	-28	-0.0160		
	20	19	0.0109		
	30	9	0.0052		
	40	-4	-0.0023		
	50	-2	-0.0011		
	60	17	0.0097		

Reference Frequency: LTE Band71 Middle channel=133297 channel=680.5MHz					
Power supplied (Vdc)	Temperature (°C)	Frequency error		Limit (ppm)	Result
		Hz	ppm		
3.7	-20	13	0.0191	2.5	Pass
	-10	19	0.0279		
	0	23	0.0338		
	10	-31	-0.0456		
	20	14	0.0206		
	30	11	0.0162		
	40	-8	-0.0118		
	50	3	0.0044		
	60	9	0.0132		

4.11 Frequency stability V.S. Voltage measurement

Test Requirement:	FCC Part2.1055(d)(1)(2), RSS-130 (4.5), RSS-132 (5.3), RSS-133 (6.3), RSS-139(6.4) and RSS-140(4.2)
Test Method:	ANSI C63.26:2015
Limit:	2.5ppm Band II & Band VII should be within authorized band.
Test setup:	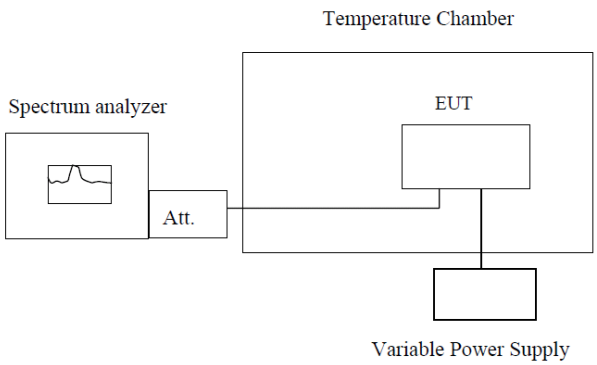 **Note :** Measurement setup for testing on Antenna connector
Test procedure:	1. Set chamber temperature to 20°C. Use a variable DC power source to power the EUT and set the voltage to rated voltage. 2. Set the spectrum analyzer RBW low enough to obtain the desired frequency resolution and recorded the frequency. 3. Reduce the input voltage to specified extreme voltage variation (+/-15%) and endpoint, record the maximum frequency change.
Test Instruments:	Refer to section 3 for details
Test mode:	Refer to section 4.1 for details
Test results:	Pass
Remark:	1. Manufacturer specified the battery operating end point voltage is 3.7VDC, max voltage is 4.2VDC. 2. If all frequencies stability are comply with the lower limit, then all results can be considered qualified

Measurement Data

Reference Frequency: LTE Band 2 Middle channel=18900 channel=1880MHz					
Temperature (°C)	Power supplied (Vdc)	Frequency error		Limit (ppm)	Result
		Hz	ppm		
25	4.07	11	0.0059	within authorized band	Pass
	3.7	15	0.0080		
	3.33	16	0.0085		
Reference Frequency: LTE Band 4 Middle channel=20175 channel=1732.5MHz					
Temperature (°C)	Power supplied (Vdc)	Frequency error		Limit (ppm)	Result
		Hz	ppm		
25	4.07	16	0.0092	2.5	Pass
	3.7	25	0.0144		
	3.33	20	0.0115		
Reference Frequency: LTE Band 5 Middle channel=20175 channel=836.5MHz					
Temperature (°C)	Power supplied (Vdc)	Frequency error		Limit (ppm)	Result
		Hz	ppm		
25	4.07	11	0.0132	2.5	Pass
	3.7	21	0.0251		
	3.33	13	0.0155		
Reference Frequency: LTE Band 12 Middle channel=23095 channel=707.5MHz					
Temperature (°C)	Power supplied (Vdc)	Frequency error		Limit (ppm)	Result
		Hz	ppm		
25	4.07	-29	-0.0410	within authorized band	Pass
	3.7	17	0.0240		
	3.33	12	0.0170		
Reference Frequency: LTE Band 13 Middle channel=23230 channel=782MHz					
Temperature (°C)	Power supplied (Vdc)	Frequency error		Limit (ppm)	Result
		Hz	ppm		
25	4.07	13	0.0166	within authorized band	Pass
	3.7	20	0.0256		
	3.33	18	0.0230		

Reference Frequency: LTE Band 14 Middle channel=23330 channel=793MHz					
Temperature (°C)	Power supplied (Vdc)	Frequency error		Limit (ppm)	Result
		Hz	ppm		
25	4.07	5	0.0063	2.5	Pass
	3.7	15	0.0189		
	3.33	21	0.0265		
Reference Frequency: LTE Band 66 Middle channel=132322 channel=1745MHz					
Temperature (°C)	Power supplied (Vdc)	Frequency error		Limit (ppm)	Result
		Hz	ppm		
25	4.07	7	0.0040	2.5	Pass
	3.7	10	0.0057		
	3.33	9	0.0052		
Reference Frequency: LTE Band 71 Middle channel=133297channel=680.5MHz					
Temperature (°C)	Power supplied (Vdc)	Frequency error		Limit (ppm)	Result
		Hz	ppm		
25	4.07	4	0.0059	2.5	Pass
	3.7	12	0.0176		
	3.33	6	0.0088		

4.12 Emission Mask

Test Requirement:	FCC Part2.1051, FCC Part 90.210(b) and RSS-140(4.3)(4.4)
Test Method:	ANSI C63.26:2015
Limit:	Transmitters designed for operation under this part on frequencies other than listed in this section must meet the emission mask requirements of Emission Mask B. Equipment operating under this part on frequencies allocated to but shared with the Federal Government, must meet the applicable Federal Government technical standards (b) Emission Mask B. For transmitters that are equipped with an audio low-pass filter, the power of any emission must be attenuated below the unmodulated carrier power (P) as follows: (1) On any frequency removed from the assigned frequency by more than 50 percent, but not more than 100 ercent of the authorized bandwidth: At least 25 dB. (2) On any frequency removed from the assigned frequency by more than 100 percent, but not more than 250 percent of the authorized bandwidth: At least 35 dB. (3) On any frequency removed from the assigned frequency by more than 250 percent of the authorized bandwidth: At least 43 + 10 log (P) dB.
Test setup:	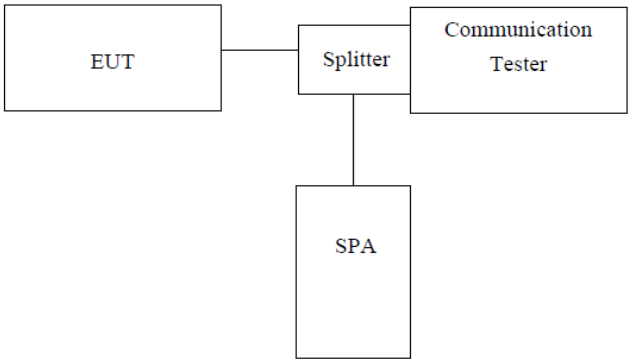 ***Note:*** *Measurement setup for testing on Antenna connector*
Test procedure:	1. The EUT's output RF connector was connected with a short cable to the spectrum analyzer, set center frequency to channel center frequency. 2. RBW=100K, VBW≥ 3 X RBW. 3. Set spectrum analyzer detection mode to peak, and the trace mode to max hold.
Test Instruments:	Refer to section 3 for details
Test mode:	Refer to section 4.1 for details
Test results:	Pass

Test Mode: LTE Band 14 / 5MHz /1RB	Test Mode: LTE Band 14 / 5MHz /FULL RB

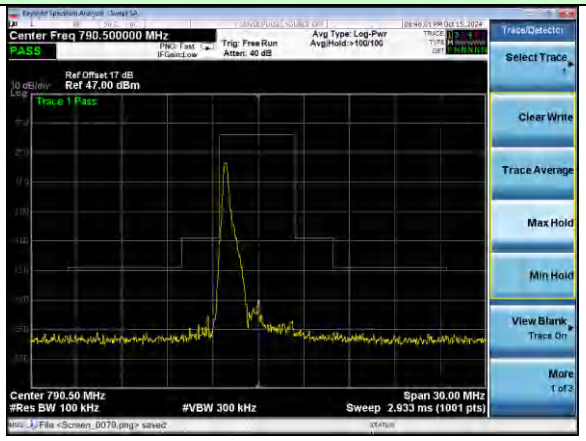

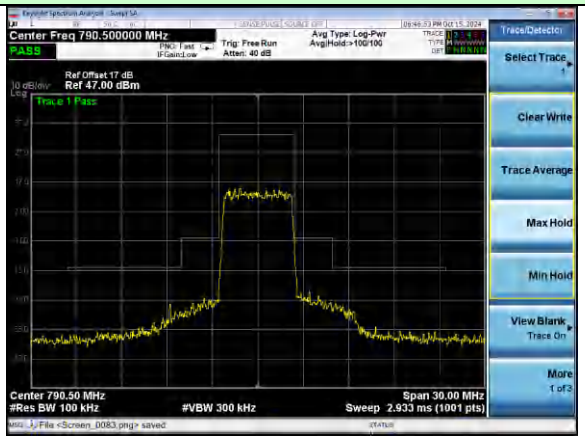

Lowest channel

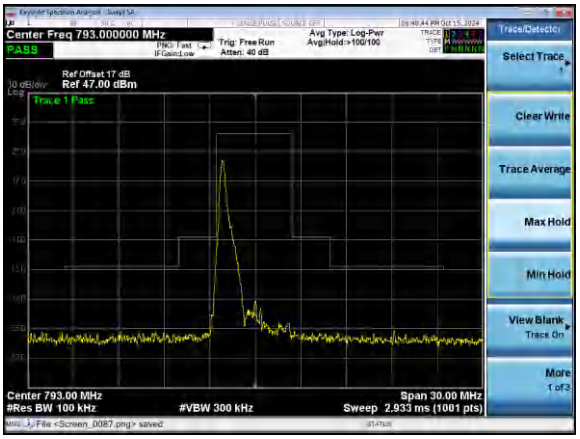

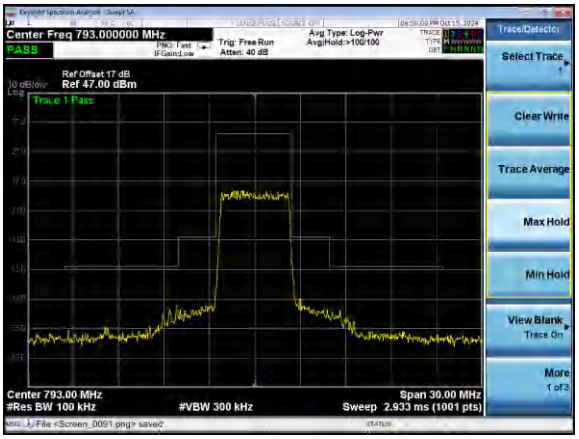

Middle channel

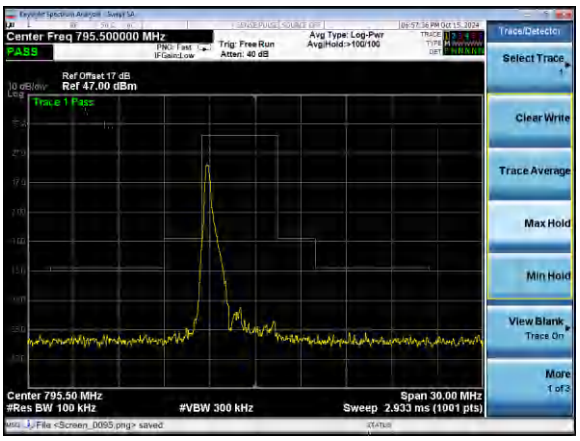

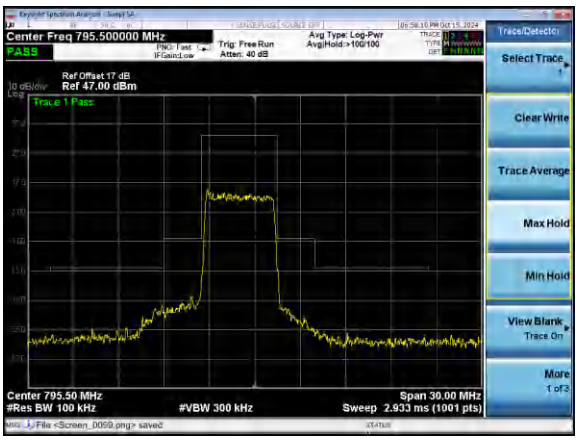

Highest channel

Test Mode: LTE Band 14 / 10MHz /1RB	Test Mode: LTE Band 14 / 10MHz /FULL RB
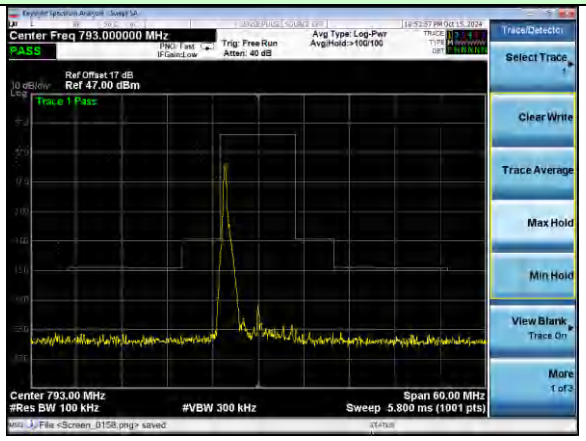	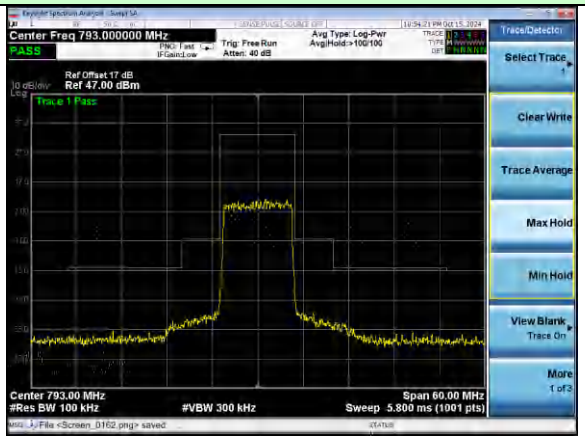

Middle channel

Note: All modes have been tested, and only the worst data is reflected in the report.