W02
70*96mm

用户手册
W02真无线立体声蓝牙耳机

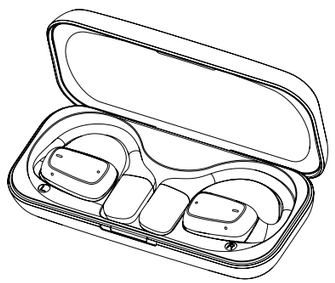

感谢您购买我们的产品,对于操作可仔细查看本手册。

概述

1、触摸区
2、耳机指示灯
3、Typc-C 充电接口
4、充电仓指示灯

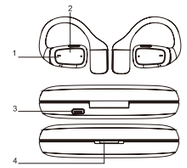

产品参数

产品型号	W02
蓝牙版本	V 5.4
额定功率	3mW
声道系统	立体声
充电接口类型	Type-C USB
频响	20Hz~20kHz
喇叭	Φ13mm±0.1mm,32Ω±15%
充电仓电池容量	300mAh
充电仓最大输出功率	1.5W
耳机电池容量	40mAh
音乐播放时间	约6小时 (70%音量)
通话时间	约4小时
充电时间	≤2小时(充电仓), ≤1.5小时(耳机)
蓝牙连接距	≥10米 (360°)
产品尺寸	103.80*47.10*24.70mm

功能说明

开机:长按左/右耳机约3秒

关机:长按左/右耳机约5秒

下一曲:双击右耳机

上一曲:双击左耳机

播放/暂停:单击左/右耳机

接听电话/挂断电话:单击左/右耳机

拒接电话:双击左/右耳机

唤醒语音助手:三击左/右耳机

断开连接:关闭手机上的蓝牙功能/取消手机上的蓝牙连接

耳机配对:耳机开机后选择"W02"进行配对

低电报警:电池电压低于3.2V

低电关机:电池电压低于3.1V时耳机将自动关机

自动关机:耳机在5分钟内无任何连接将自动关机

恢复出厂设置:无连接状态下,快速四击左/右耳机

*注意事项

工作: -10°C~45°C
存储: -20°C~55*°C
工作湿度: 5%-95%
存储湿度: 5%-95%
检测温度: 25°C±10°C
大气压力: 70-106Mpa

1.切勿使用具有磨蚀性的清洁剂清理本产品。
2.切勿让本产品加热或靠近火源,如煮食炉。
3.切勿让本产品长时间受阳光直接照射。
4.切勿将本产品弃置于火中,避免发生爆炸。
5.切勿尝试拆开本产品作出任何修改,因为它并不包含任何维修组件。
6.切勿在雨中使用本产品。
7.不要在高温,高湿,高寒,高粉尘,高电磁辐射及雷电环境下使用本品。
8.谨慎使用非原装充电配件充电。
9.长时间使用时音量不要超过60分贝,以免损伤听力。
10.不可随意拆卸,否则不保修。
11.产品寿命到期后可送往专业回收机构,请勿随意丢弃,以免污染环境。
12.如果长时期内不打算使用本产品,请您将它储存在干燥的环境中,避免极端的温度和灰尘。并每月至少为耳机充电一次以延长寿命。

安全守则

1.不管任何时候都不要拆开你的蓝牙耳机,因为这样做可能损坏你的蓝牙耳机或导致电池自燃。请把蓝牙耳机带到指定的维修服务点维修,或更换电池。
2.当你戴着蓝牙耳机开车时,请遵守你所在国家或地区的规定
3.避免把蓝牙耳机放在高温环境<高于50°C/122*F>,比如放在太阳下暴晒,这样会损坏蓝牙性能,减少电池寿命。
4.不要使蓝牙耳机淋雨或浸于液体之中。
5.长时间高音量使用耳机可能会损伤你的听力。

常见问题及其解决方案

问题描述	造成原因	问题解决方法
不开机	电池电量耗尽	用充电器充满电即可
不充电	充电插头没插好	把充电插头重新插入
不关机	误操作导致耳机程序出错	用充电器充电复位即可
搜索不到或配对失败	耳机没有进入配对状态	将耳机进入配对状态
	手机蓝牙应用程序出错	关掉手机重新开始配对

USER'S MANUAL
W02 True Wireless Stereo Wireless Earphones

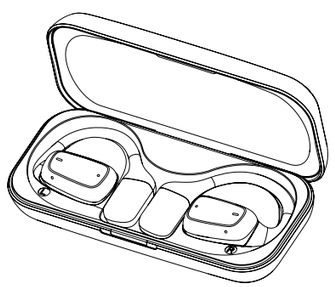

Please refer to this manual carefully for instructions.

OVERVIEW

1、Touch controls
2、Eadphone indicator light
3、Typc-C charging interface
4、Charging Case Led Indicator

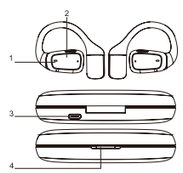

PRODUCT PARAMETERS

Product model	W02
Bluetooth version	V 5.4
Rated power	3mW
Vocal system	Stereo
Charging interface type	Type-C USB
Frequent response	20Hz~20kHz
Horn	Φ13mm±0.1mm,32Ω±15%
Battery capacity	300mAh
Power	1.5W
Earphone battery capacity	40mAh
Music playback time	≈ 6H (70% volume)
Call time	≈4H
Charging time	≤ 2H, ≤ 1.5H(Earphones)
Connection distance	≥ 10 meters (360 °)
Product size	103.80*47.10*24.70mm

KEYING FUNCTION

Power On: Long press the left/right earphone for 3 seconds

Power Off: Long press the left/right earphone for 5 seconds

Next Track: Double click on the right earphone

Previouse Track: Double click on the left earphone

Pause or Play: Click on the left/right earphones

Answer/end call: Click on the left/right earphones

Reject call: Double click on the left/right earphones

Voice Asisitant: Three clicks on the left earphone

Disconnect: Turn off Bluetooth function on the phone/Cancel Bluetooth connection on the phone

Earphone pairing: After taking out the headphones, select "W02" to pair them

Low battery alarm: Battery voltage below 3.2V

Low battery shutdown: When the battery voltage is below 3.1V, the headphones will automatically shut down

Automatic shutdown: The headphones will automatically shut down if there is no connection within 5 minutes

Restore factory settings: When there is no connection, quickly tap the left/right earphones four times

*Cautions

Working Temperature: -10°C~45°C Storage Humidity: 5%-95%
Storage Temperature: -20°°C~55°C Test Temperature: 25°C± 10°C
Working Humidity: 5%-95% Atmospheric Pressure: 70-106Mpa

1. Do not use abrasive cleaning agents to clean this product.
2. Do not allow this product to be heated or placed near a source of fire, such as a cooking stove.
3. Do not allow this product to be exposed to direct sunlight for an extended period of time.
4. Do not dispose of this product in fire to avoid explosion.
5. Do not attempt to disassemble this product for any modifications, as it does not contain any repair components.
6. Do not use this product in the rain.
7. Do not use this product in high temperature, high humidity, high cold, high dust, high electromagnetic radiation, and lightning environments.
8. Be cautious when using non original charging accessories for charging.
9. When used for a long time, the volume should not exceed 60 decibels to avoid hearing damage.
10. Do not disassemble it randomly, otherwise it will not be covered by warranty.
11. After the product's lifespan expires, it can be sent to a professional recycling agency. Please do not dispose of it casually to avoid environmental pollution.
12. Do not plan to use this product for a long time. Please store it in a dry environment to avoid extreme temperatures and dust. And charge the headphones at least once a month to extend their lifespan.

General Safety Information

1. Do not open your Bluetooth earphones, as this may damage them or cause the battery to self ignite.
2. When driving with Bluetooth earphones, please comply with the regulations of your country or region
3. Avoid placing Bluetooth earphones in high temperature environments, such as in direct sunlight, as this can damage Bluetooth performance and reduce battery life.
4. Do not expose the Bluetooth earphones to rain or liquids.
5. Long term use of headphones at high volume may damage your hearing.

Troubleshooting

Problems	Cause	Solutions
Cannot power on	Dead battery	Charge the earbuds
Can not charge	The charger plug was not connected firmly or correctly	Re-plug the charger
Can not power off	Incorrect operation led to an error in the earbuds program	Use the charger to charge and reset
Can not searched or paired	The earbuds did not enter the pairing state	Let the earbuds to in to pairing mode
	Certain phone' s wireless application program went wrong	Power off and pair one more time the earbud

FCC Caution:

This device complies with part 15 of the FCC Rules. Operation is subject to the following two conditions: (1) This device may not cause harmful interference, and (2) this device must accept any interference received, including interference that may cause undesired operation.

Any changes or modifications not expressly approved by the party responsible for compliance could void the user's authority to operate the equipment.

NOTE: This equipment has been tested and found to comply with the limits for a Class B digital device, pursuant to Part 15 of the FCC Rules. These limits are designed to provide reasonable protection against harmful interference in a residential installation. This equipment generates, uses and can radiate radio frequency energy and, if not installed and used in accordance with the instructions, may cause harmful interference to radio communications. However, there is no guarantee that interference will not occur in a particular installation.If this equipment does cause harmful interference to radio or television reception,

which can be determined by turning the equipment off and on, the user is encouraged to try to correct the interference by one or more of the following measures:

-- Reorient or relocate the receiving antenna.

-- Increase the separation between the equipment and receiver.

-- Connect the equipment into an outlet on a circuit different from that to which the receiver is connected.

-- Consult the dealer or an experienced radio/TV technician for help.

The device has been evaluated to meet general RF exposure requirement. The device can be used in portable exposure condition without restriction.