MPE TEST REPORT

Applicant	:	Cibes Lift AB (Jiaxing) Co.,Ltd
Address of Applicant	:	Building F, Baodi(Jiaxing) International Industrial Park, Wanguo Road, Jiaxing, China
Product Name	:	Repeater
Brand Name	:	Cibes
Model Name	:	LRC243
Sample Acquisition Method	:	Sent by Client
Sample No.	:	E24060051-03#03
FCC ID	:	2BHC5LRC243
Standard	:	FCC Part 2.1091
Date of Receipt	:	2024-08-05
Date of Test	:	2024-08-06~ 2024-08-12
Date of Issue	:	2024-08-15

Remark:

This report details the results of the testing carried out on one sample, the results contained in this report do not relate to other samples of the same product. The manufacturer should ensure that all products in series production are in conformity with the product sample detailed in this report.

Prepared by: Erik. Yang (Erik Yang) Reviewed by: Jennifer zhou (Jennifer Zhou) Approved by: Echo Mu (Authorized signatory: Echo Mu)

Contents

1 GENERAL INFORMATION 3

1.1 TESTING LABORATORY 3
1.2 ENVIRONMENTAL CONDITIONS 3
1.3 DETAILS OF APPLICATION 3
1.4 DETAILS OF EUT 3

2 MAXIMUM PERMISSIBLE EXPOSURE (MPE) 4

2.1 LIMITS 4
2.2 ASSESSMENT METHODS 4
2.3 TEST RESULT 5
2.4 CONCLUSION 5

3 APPENDIXES 6

3.1 SAMPLE PHOTOGRAPH 6

1 General Information

1.1 Testing Laboratory

Company Name	ICAS Testing Technology Service (Shanghai) Co., Ltd.
Address	No.1298, Pingan Road, Minhang District, Shanghai, China
Telephone	0086 21-51682999
Fax	0086 21-54711112
Homepage	www.icasiso.com

1.2 Environmental conditions

Temperature (°C)	18-25
Humidity (%RH)	40-65
Barometric Pressure (mbar)	960-1060
Ambient noise & Reflection（W/kg）	< 0.012

1.3 Details of Application

Applicant Company Name	Cibes Lift AB (Jiaxing) Co.,Ltd
Address	Building F, Baodi(Jiaxing) International Industrial Park, Wanguo Road, Jiaxing, China
Contact Person	Jacky Wang
Telephone	+86 135 2438 0472
Email	jacky.wang@cibes.cn
Manufacturer Company Name	Cibes Lift AB (Jiaxing) Co.,Ltd
Address	Building F, Baodi(Jiaxing) International Industrial Park, Wanguo Road, Jiaxing, China
Factory Company Name	Cibes Lift AB (Jiaxing) Co.,Ltd
Address	Building F, Baodi(Jiaxing) International Industrial Park, Wanguo Road, Jiaxing, China

1.4 Details of EUT

Product Name	Repeater
Brand Name	Cibes
Model Name	LRC243
FCC ID	2BHC5LRC243
Frequency Range	2404MHz ~ 2480MHz
Modulation Type	GFSK
Max RF Output Power-Conducted	5.52dBm
Antenna Type	Ceramic Antenna
Antenna Gain	2.66dBi

Hardware Version	MR-HW-15.1B
Software Version	V2.1.0

2 Maximum Permissible Exposure (MPE)

2.1 Limits

According to KDB 447498 D01 General RF Exposure Guidance v06, Per § 1.1310(d)(2) MPE limits in § 1.1310(e)(1) - Table 1, systems operating under the provisions of this section shall be operated in a manner the ensures that the public is not exposed to radio frequency energy level in excess of the commission's guidelines.

TABLE 1 TO § 1.1310(E)(1)—LIMITS FOR MAXIMUM PERMISSIBLE EXPOSURE (MPE)

Frequency range (MHz)	Electric field strength (V/m)	Magnetic field strength (A/m)	Power density (mW/cm^2)	Averaging time (minutes)
(i) Limits for Occupational/Controlled Exposure				
0.3–3.0	614	1.63	*(100)	≤6
3.0–30	1842/f	4.89/f	*(900/f^2)	<6
30–300	61.4	0.163	1.0	<6
300–1,500			f/300	<6
1,500–100,000			5	<6
(ii) Limits for General Population/Uncontrolled Exposure				
0.3–1.34	614	1.63	*(100)	<30
1.34–30	824/f	2.19/f	*(180/f^2)	<30
30–300	27.5	0.073	0.2	<30
300–1,500			f/1500	<30
1,500–100,000			1.0	<30

f = frequency in MHz. * = Plane-wave equivalent power density.

2.2 Assessment methods

Calculation Formula from FCC OET 65:

$$S = \frac{P * G}{4 * \pi * R^2}$$

Where:

S = Power Density (mW/cm2)

P = Input Power of the Antenna (mW)

G = Antenna Gain Relative to an Isotropic Antenna

R = Distance from the Antenna to the Point of Investigation (cm)

2.3 Test Result

Frequency Range (MHz)	Max Conducted Power (dBm)	Antenna Gain (dBi)	Max EIRP (mW)	Power Density at R = 20 cm (mW/cm^2)	Limit (mW/cm^2)
2404 ~ 2480	5.52	2.66	6.576578	0.0013083	1.0

Note(s):

1. For 300 – 1,500MHz: Power Density limit is f/1500 mW/cm2
2. For 1,500 – 100,000MHz: Power Density limit is 1.0 mW/cm^2

2.4 Conclusion

The Power Density at the position which is 20 cm far from the EUT is smaller than the General Population/Uncontrolled Exposure limit.

3 Appendixes

3.1 Sample Photograph



Front of the sample



Rear of the sample



Left of the sample



Right of the sample

Top of the sample



Bottom of the sample



Open of the sample



Internal-1 of the sample



Internal-2 of the sample



Antenna Position

End of the report