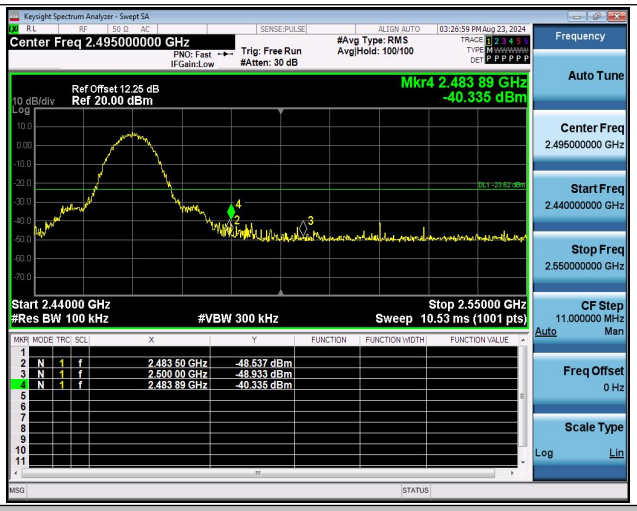

11G_Ant1_Low_2412

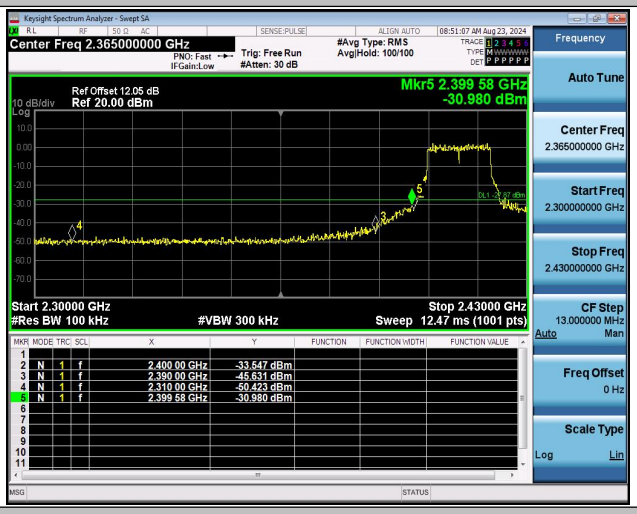

11G_Ant2_Low_2412

11G_Ant1_High_2462

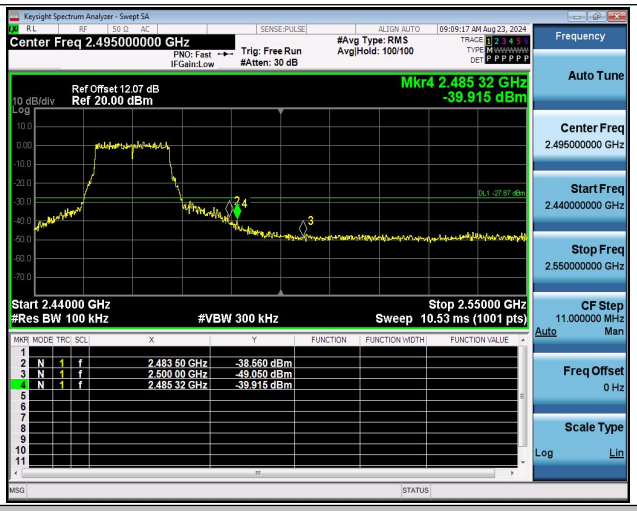

11G_Ant2_High_2462

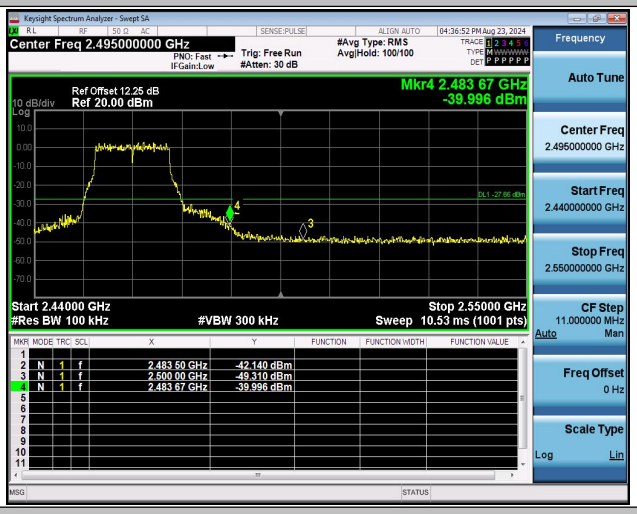

11N20MIMO_Ant1_Low_2412

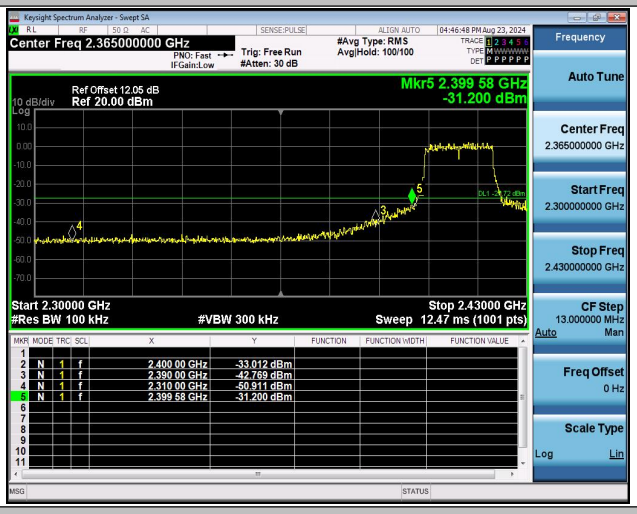

11N20MIMO_Ant2_Low_2412

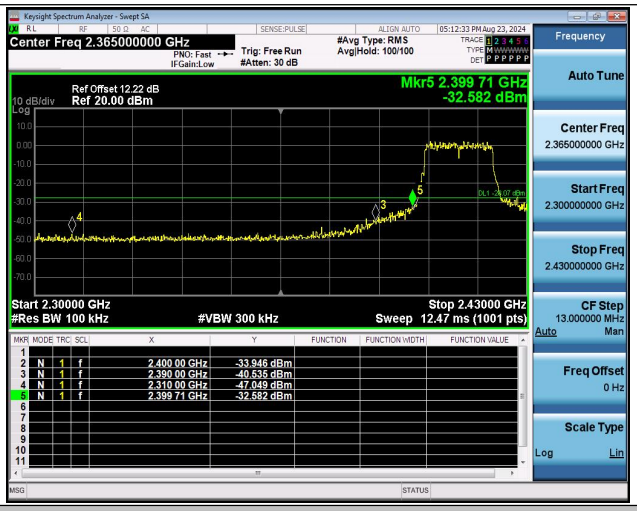

11N20MIMO_Ant1_High_2462

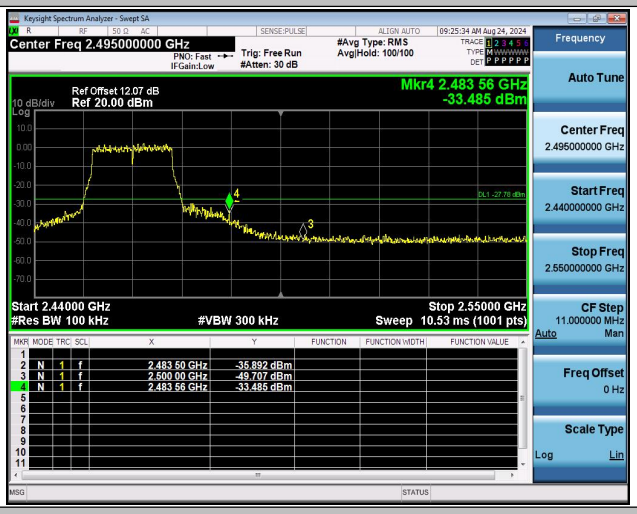

11N20MIMO_Ant2_High_2462

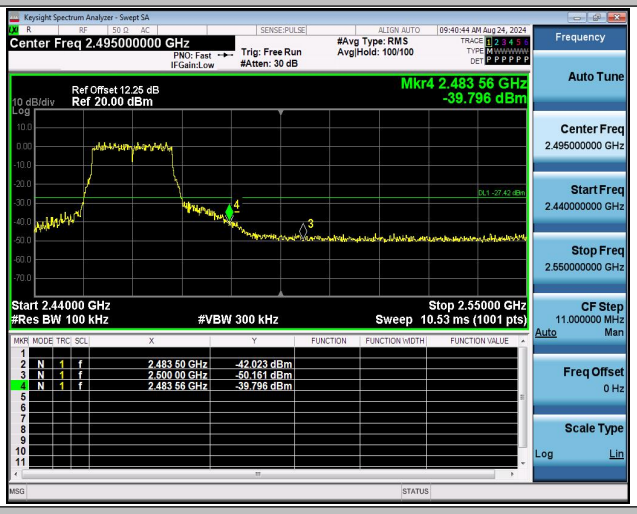

11AX20MIMO_Ant1_Low_2412

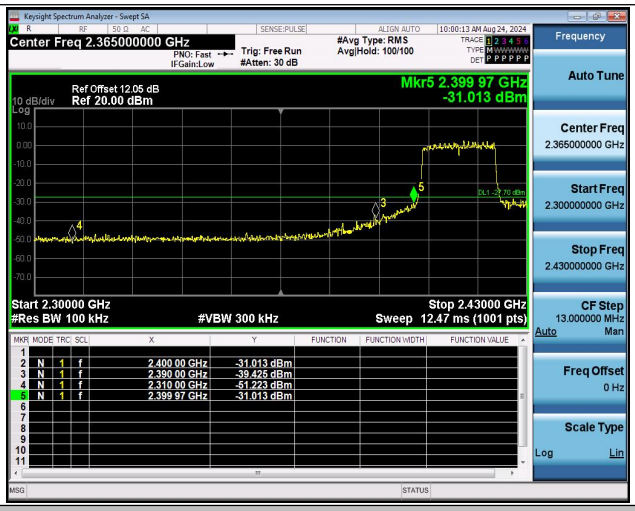

11AX20MIMO_Ant2_Low_2412

11AX20MIMO_Ant1_High_2462

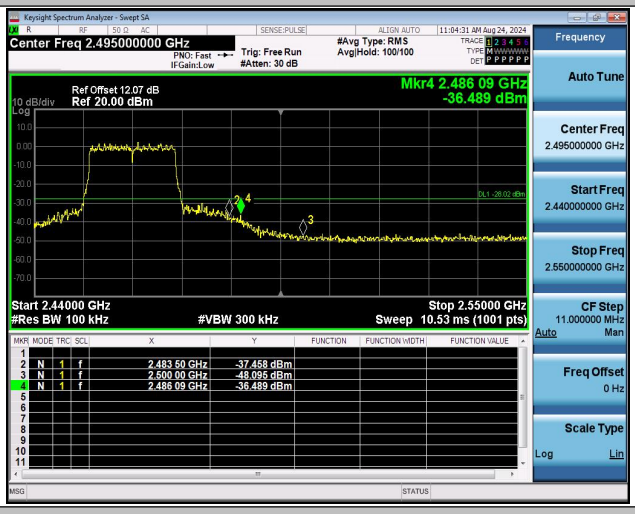

11AX20MIMO_Ant2_High_2462

Keysight Spectrum Analyzer - Swept SA
Center Freq 2.495000000 GHz
PNO: Fast
IFGain:Low
Trig: Free Run
#Atten: 30 dB
#Avg Type: RMS
Avg|Hold: 100/100
11:17:15 AM Aug 24, 2024
Ref Offset 12.25 dB
10 dB/div Ref 20.00 dBm
Log
Mkr4 2.484 33 GHz
-35.968 dBm
Start 2.44000 GHz
#Res BW 100 kHz
#VBW 300 kHz
Stop 2.55000 GHz
Sweep 10.53 ms (1001 pts)
1 N 1 f 2.483 50 GHz -36.281 dBm
2 N 1 f 2.500 00 GHz -49.235 dBm
3 N 1 f 2.484 33 GHz -35.968 dBm
Frequency
Auto Tune
Center Freq
2.495000000 GHz
Start Freq
2.440000000 GHz
Stop Freq
2.550000000 GHz
CF Step
11.000000 MHz
Auto Man
Freq Offset
0 Hz
Scale Type
Log Lin

Appendix G: Conducted Spurious Emission

Test Result

TestMode	Antenna	Frequency[MHz]	FreqRange [Mhz]	RefLevel [dBm]	Result [dBm]	Limit [dBm]	Verdict
11B	Ant1	2412	30~1000	3.21	-58.98	≤-26.79	PASS
			1000~26500	3.21	-44.64	≤-26.79	PASS
	Ant2	2412	30~1000	6.16	-57.71	≤-23.84	PASS
			1000~26500	6.16	-43.59	≤-23.84	PASS
	Ant1	2437	30~1000	6.13	-58.32	≤-23.87	PASS
			1000~26500	6.13	-44.2	≤-23.87	PASS
	Ant2	2437	30~1000	6.68	-59.28	≤-23.32	PASS
			1000~26500	6.68	-44.35	≤-23.32	PASS
	Ant1	2462	30~1000	7.32	-58.9	≤-22.68	PASS
			1000~26500	7.32	-44.21	≤-22.68	PASS
	Ant2	2462	30~1000	6.38	-58.7	≤-23.62	PASS
			1000~26500	6.38	-44.53	≤-23.62	PASS
11G	Ant1	2412	30~1000	2.13	-59.71	≤-27.87	PASS
			1000~26500	2.13	-44.97	≤-27.87	PASS
	Ant2	2412	30~1000	1.85	-58.42	≤-28.15	PASS
			1000~26500	1.85	-44.38	≤-28.15	PASS
	Ant1	2437	30~1000	1.65	-59.36	≤-28.35	PASS
			1000~26500	1.65	-43.88	≤-28.35	PASS
	Ant2	2437	30~1000	2.67	-58.69	≤-27.33	PASS
			1000~26500	2.67	-44.49	≤-27.33	PASS
	Ant1	2462	30~1000	2.13	-59.12	≤-27.87	PASS
			1000~26500	2.13	-44.19	≤-27.87	PASS
	Ant2	2462	30~1000	2.34	-58.13	≤-27.66	PASS
			1000~26500	2.34	-43.95	≤-27.66	PASS
11N20MIMO	Ant1	2412	30~1000	2.28	-59.4	≤-27.72	PASS
			1000~26500	2.28	-44.43	≤-27.72	PASS
	Ant2	2412	30~1000	1.93	-58.87	≤-28.07	PASS
			1000~26500	1.93	-44.29	≤-28.07	PASS
	Ant1	2437	30~1000	2.24	-58.7	≤-27.76	PASS
			1000~26500	2.24	-43.47	≤-27.76	PASS
	Ant2	2437	30~1000	2.75	-58.93	≤-27.25	PASS
			1000~26500	2.75	-44.29	≤-27.25	PASS
	Ant1	2462	30~1000	2.22	-58.83	≤-27.78	PASS
			1000~26500	2.22	-43.76	≤-27.78	PASS
	Ant2	2462	30~1000	2.58	-58.21	≤-27.42	PASS
			1000~26500	2.58	-43.79	≤-27.42	PASS
11AX20MIMO	Ant1	2412	30~1000	2.30	-58.95	≤-27.7	PASS

			1000~26500	2.30	-44.34	≤-27.7	PASS
	Ant2	2412	30~1000	2.20	-58.68	≤-27.8	PASS
			1000~26500	2.20	-43.75	≤-27.8	PASS
	Ant1	2437	30~1000	1.95	-59.4	≤-28.05	PASS
			1000~26500	1.95	-43.14	≤-28.05	PASS
	Ant2	2437	30~1000	2.18	-58.9	≤-27.82	PASS
			1000~26500	2.18	-43.7	≤-27.82	PASS
	Ant1	2462	30~1000	1.98	-58.97	≤-28.02	PASS
			1000~26500	1.98	-43.98	≤-28.02	PASS
	Ant2	2462	30~1000	2.56	-59.22	≤-27.44	PASS
			1000~26500	2.56	-43.8	≤-27.44	PASS

Test Graphs

11B_Ant1_2412_30~1000

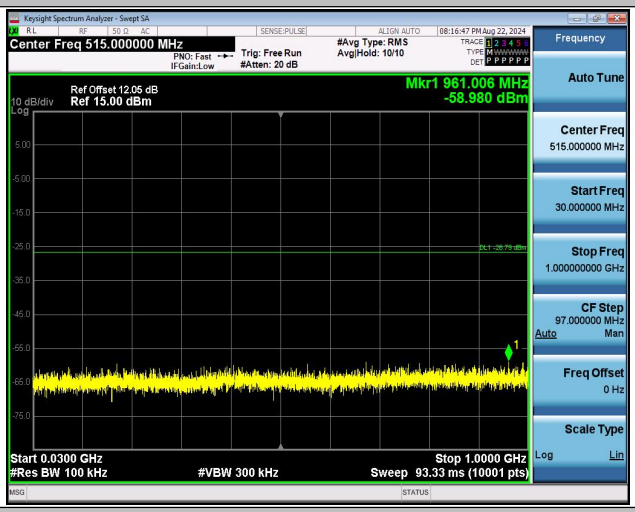

11B_Ant1_2412_1000~26500

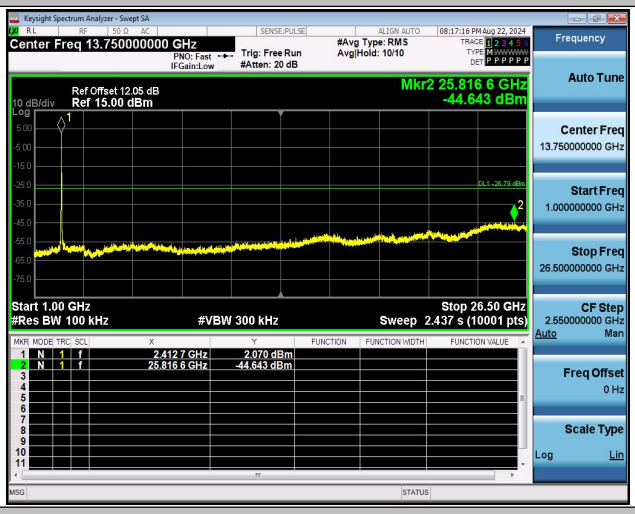

11B_Ant2_2412_30~1000

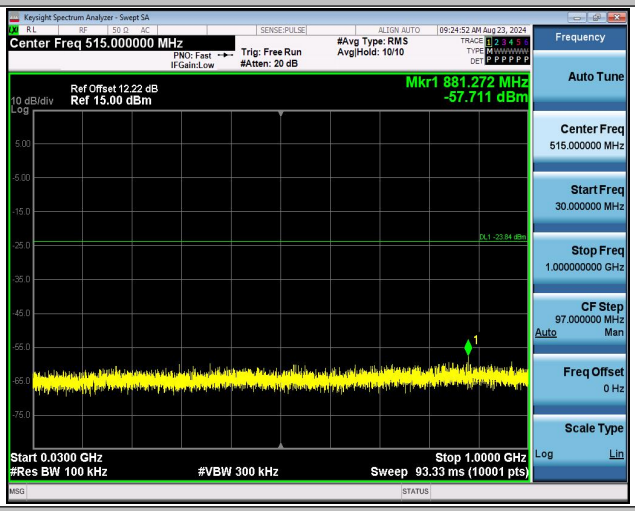

11B_Ant2_2412_1000~26500

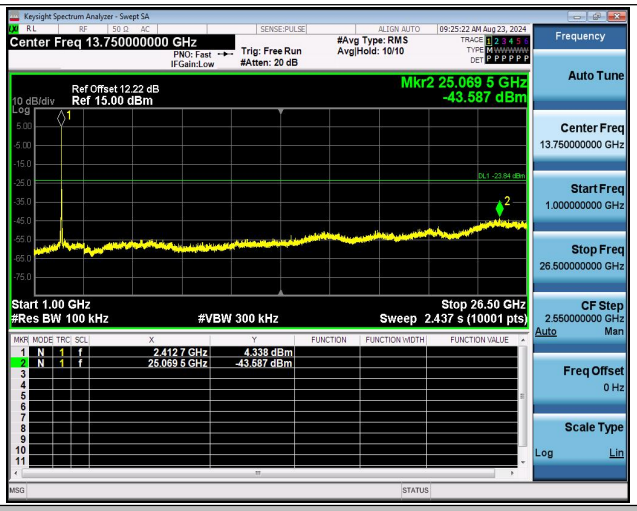

11B_Ant1_2437_30~1000

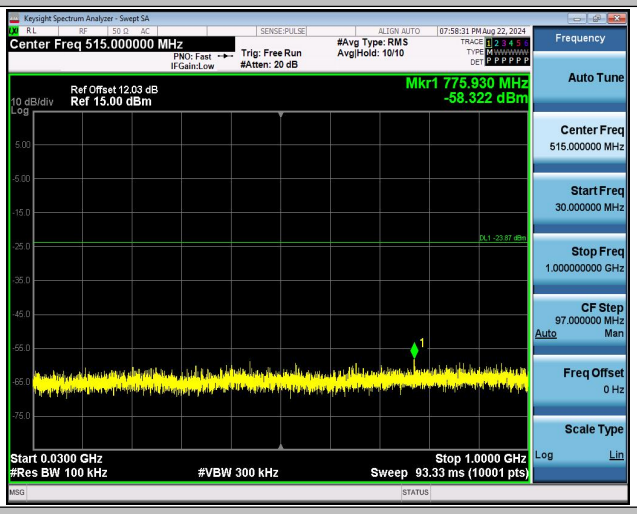

11B_Ant1_2437_1000~26500

11B_Ant2_2437_30~1000

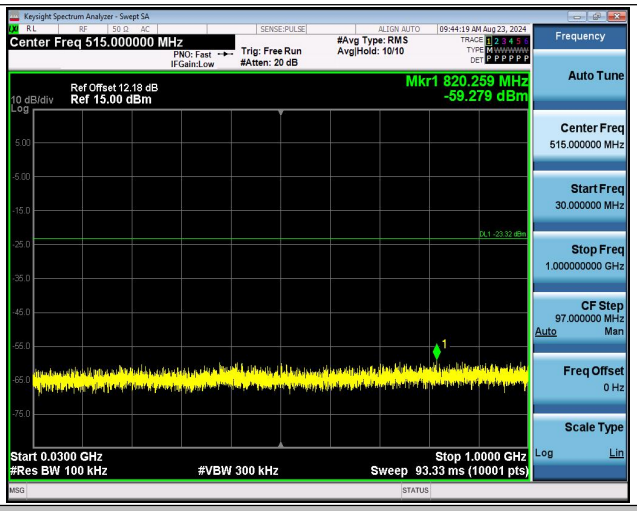

11B_Ant2_2437_1000~26500

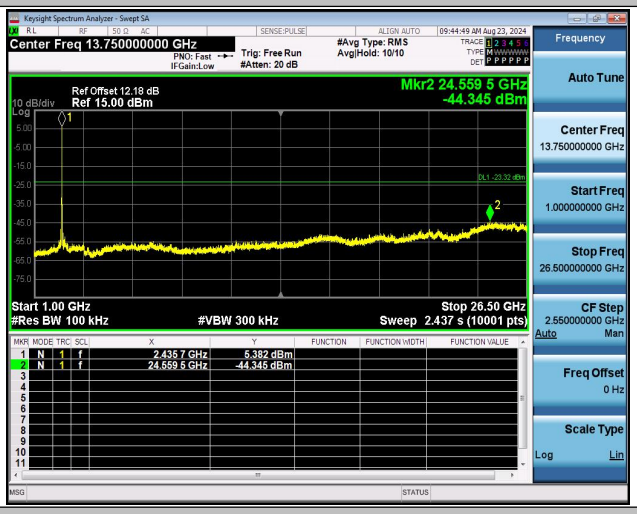

11B_Ant1_2462_30~1000

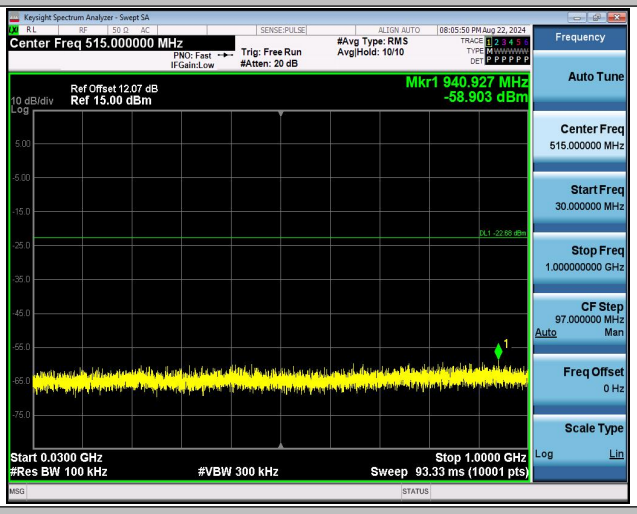

11B_Ant1_2462_1000~26500

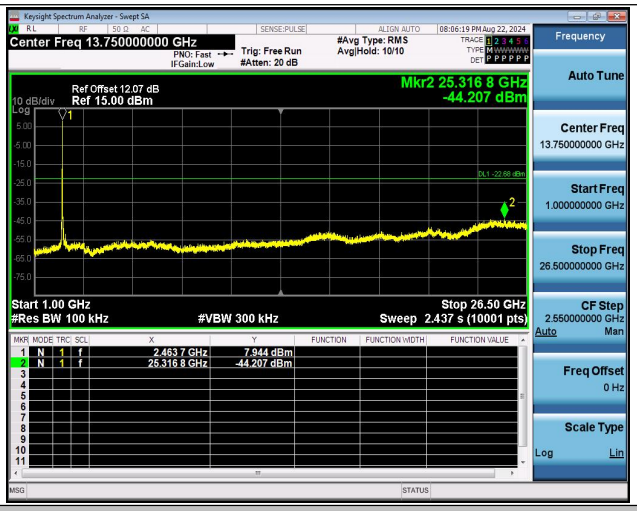

11B_Ant2_2462_30~1000

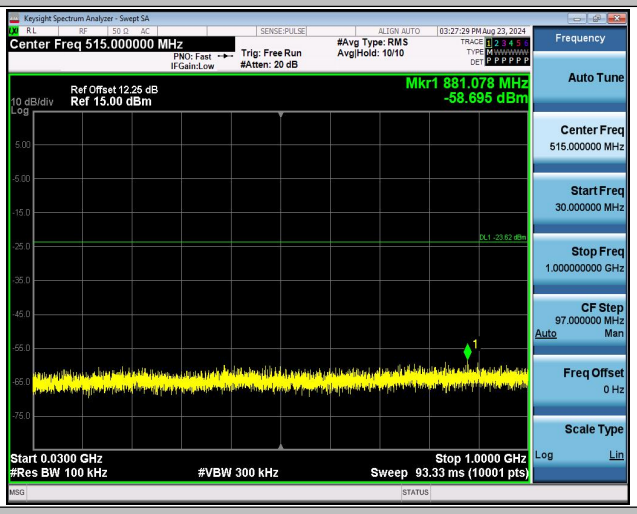

11B_Ant2_2462_1000~26500

11G_Ant1_2412_30~1000

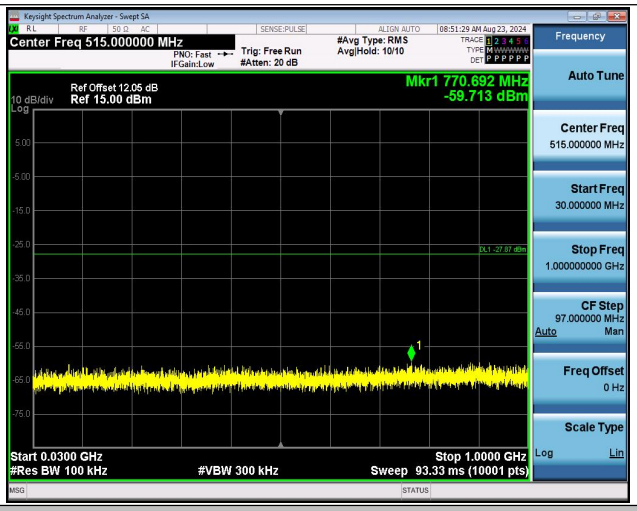

11G_Ant1_2412_1000~26500

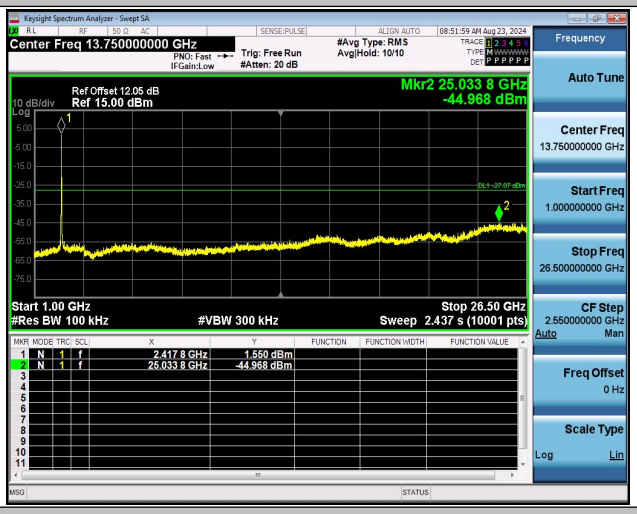

11G_Ant2_2412_30~1000

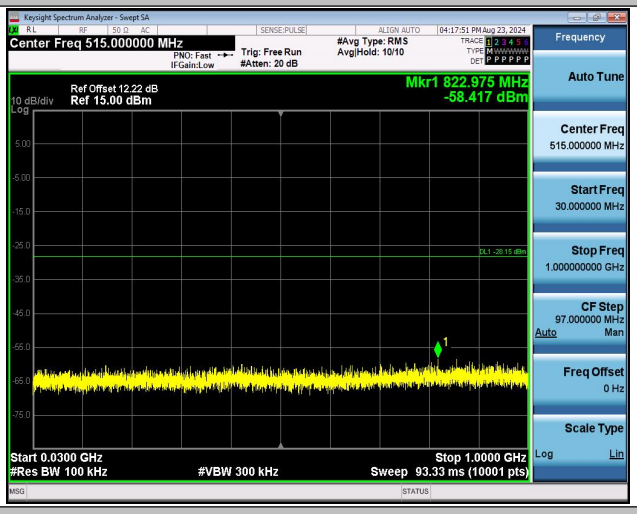

11G_Ant2_2412_1000~26500

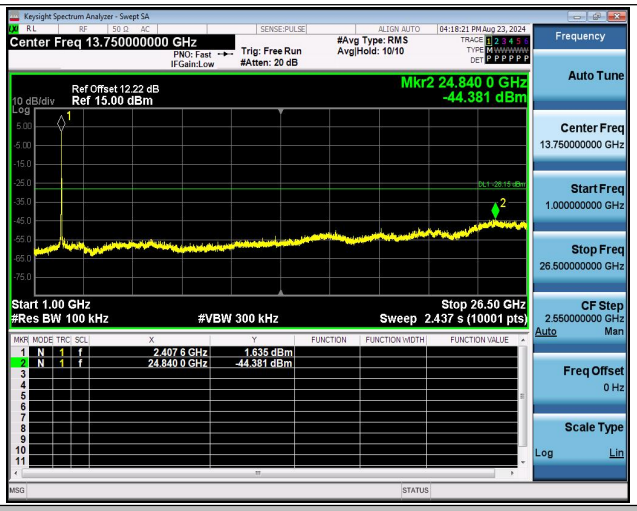

11G_Ant1_2437_30~1000

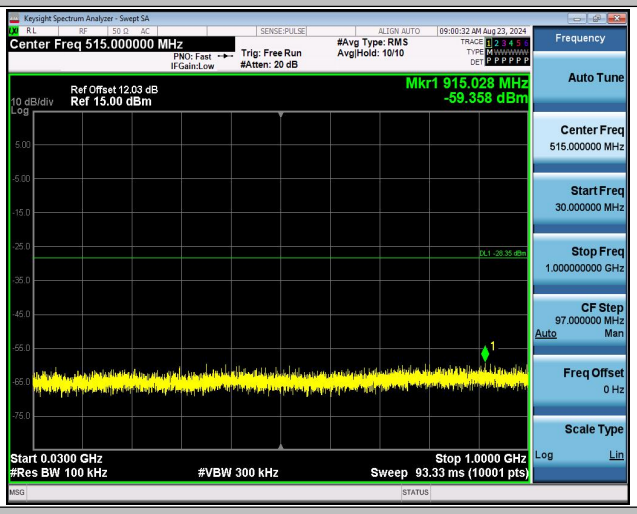

11G_Ant1_2437_1000~26500

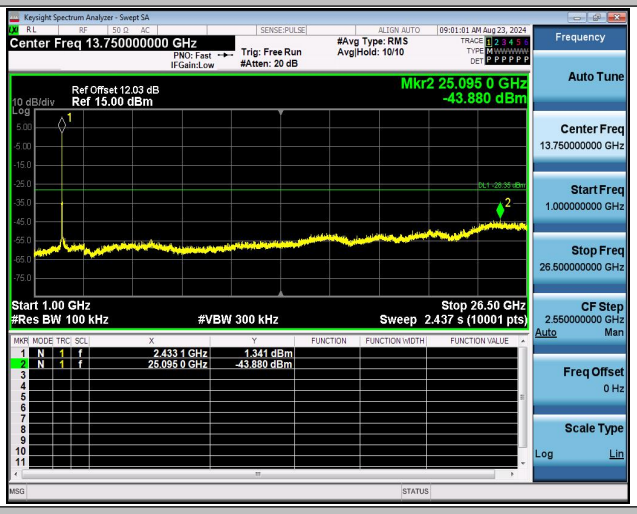

11G_Ant2_2437_30~1000

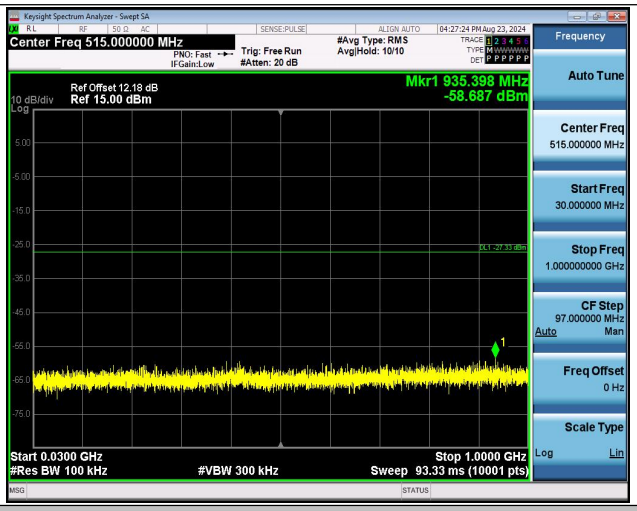

11G_Ant2_2437_1000~26500

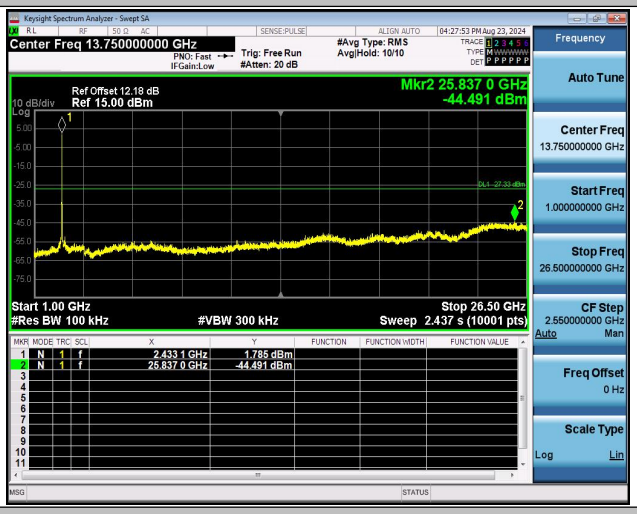

11G_Ant1_2462_30~1000

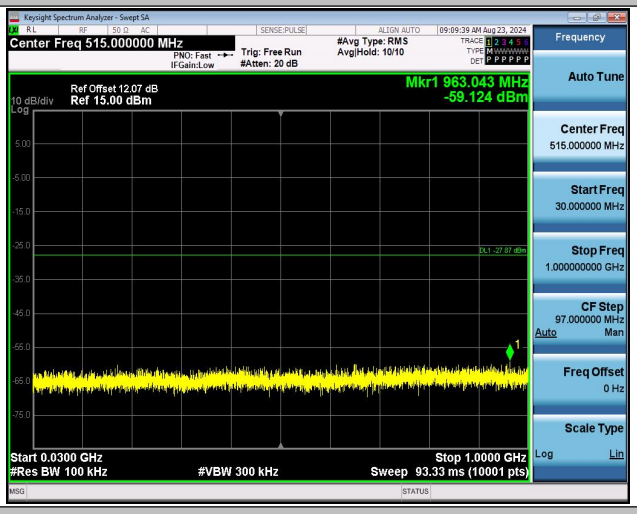

11G_Ant1_2462_1000~26500