Appendix Test Data

Report No.:	182512C400329101	Test Sample No.:	1-2-2
Start Test Date:	2024.7.17	Finish Test Date:	2024.7.17
Test Engineer:	Joker Huang	Auditor:	Justin Feng
Temperature:	25.3℃	Relative Humidity:	49%
Pressure:	101kPa		

Appendix A: 20dB Bandwidth

Test Result

TestMode	Antenna	Frequency[MHz]	20db EBW [MHz]	FL[MHz]	FH[MHz]	Limit[MHz]	Verdict
DH5	Ant1	2402	0.849	2401.556	2402.405	---	---
DH5	Ant1	2441	0.816	2440.589	2441.405	---	---
DH5	Ant1	2480	0.843	2479.562	2480.405	---	---
2DH5	Ant1	2402	1.287	2401.361	2402.648	---	---
2DH5	Ant1	2441	1.287	2440.358	2441.645	---	---
2DH5	Ant1	2480	1.281	2479.358	2480.639	---	---
3DH5	Ant1	2402	1.287	2401.349	2402.636	---	---
3DH5	Ant1	2441	1.287	2440.349	2441.636	---	---
3DH5	Ant1	2480	1.269	2479.355	2480.624	---	---

Test Graphs

DH5-Ant1-2402

DH5-Ant1-2441

DH5-Ant1-2480

2DH5-Ant1-2402

2DH5-Ant1-2441

2DH5-Ant1-2480

3DH5-Ant1-2402

3DH5-Ant1-2441

3DH5-Ant1-2480

Appendix B: 99% Occupied Bandwidth

Test Result

TestMode	Antenna	Frequency[MHz]	OCB [MHz]	FL[MHz]	FH[MHz]	Limit[MHz]	Verdict
DH5	Ant1	2402	0.75673	2401.6207	2402.3774	---	---
DH5	Ant1	2441	0.75270	2440.6195	2441.3722	---	---
DH5	Ant1	2480	0.76307	2479.6160	2480.3791	---	---
2DH5	Ant1	2402	1.1581	2401.4130	2402.5711	---	---
2DH5	Ant1	2441	1.1657	2440.4082	2441.5739	---	---
2DH5	Ant1	2480	1.1613	2479.4103	2480.5716	---	---
3DH5	Ant1	2402	1.1660	2401.4150	2402.5810	---	---
3DH5	Ant1	2441	1.1810	2440.4028	2441.5838	---	---
3DH5	Ant1	2480	1.1737	2479.4052	2480.5789	---	---

Test Graphs

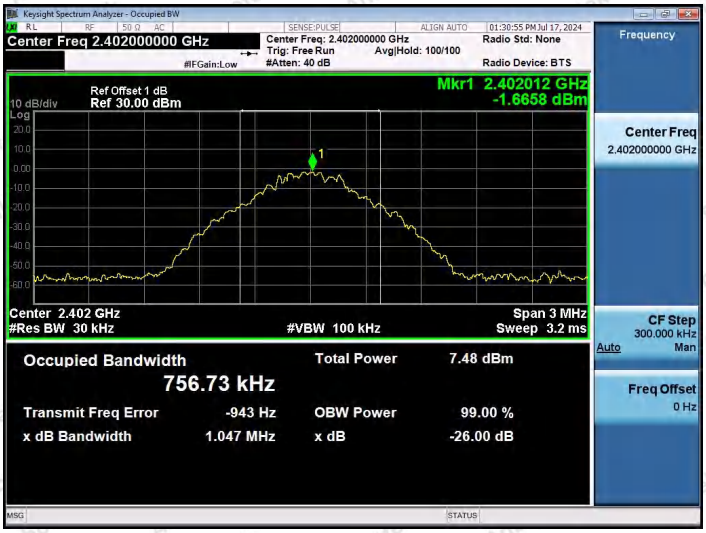

DH5-Ant1-2402

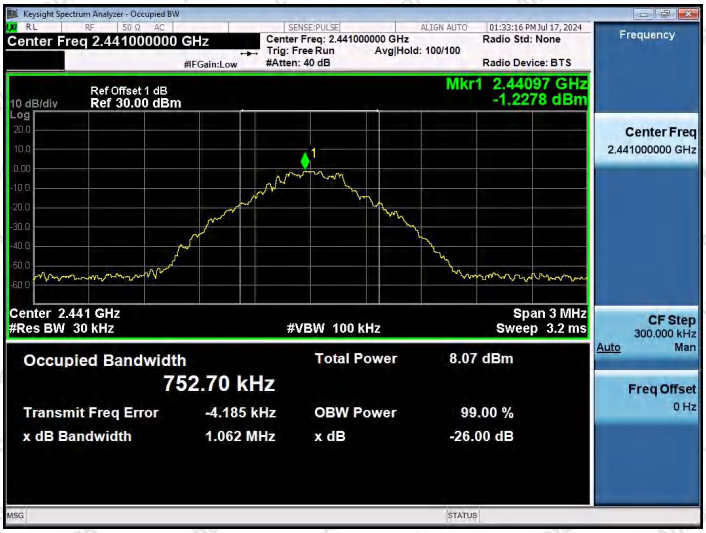

DH5-Ant1-2441

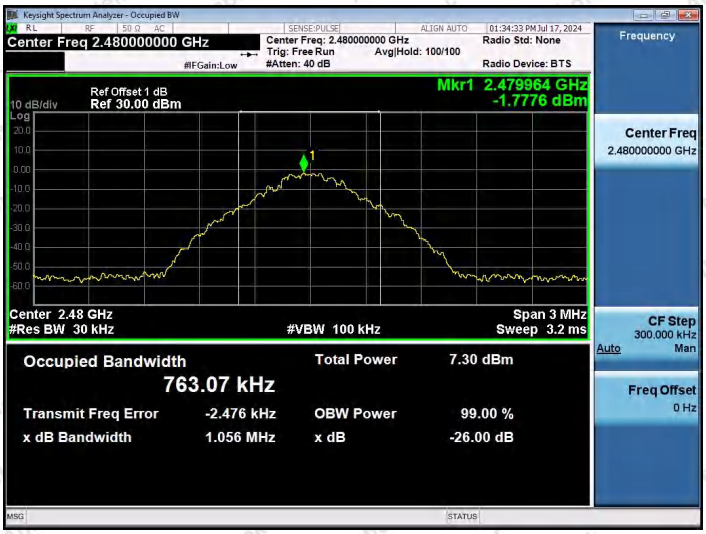

DH5-Ant1-2480

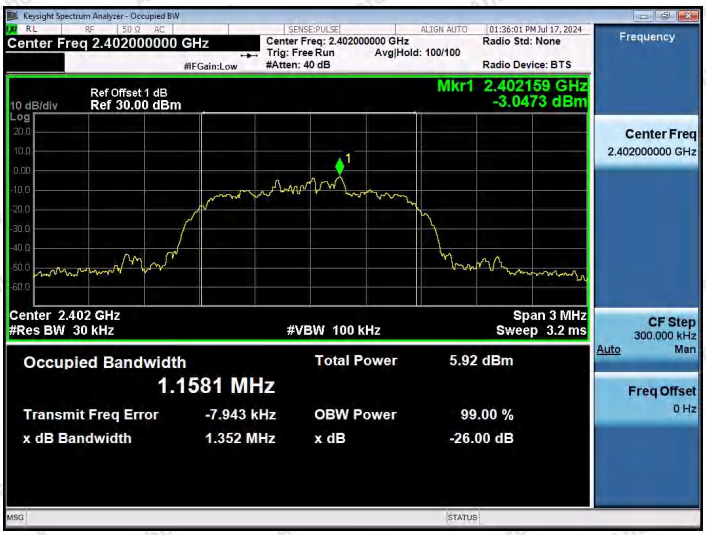

2DH5-Ant1-2402

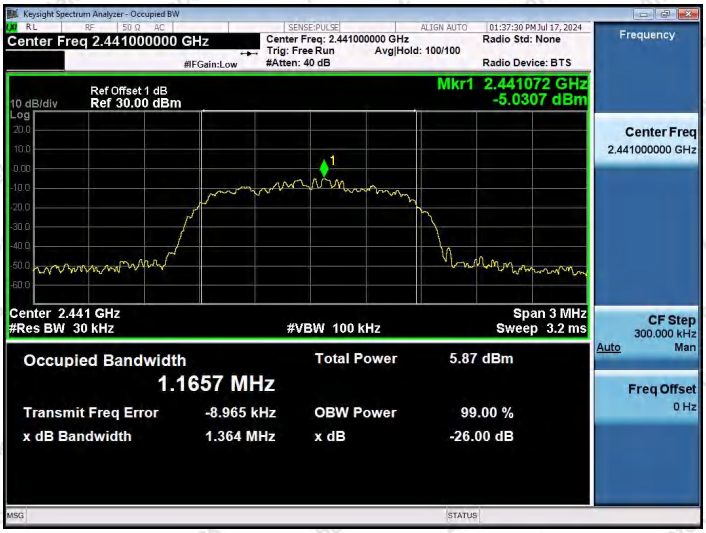

2DH5-Ant1-2441

2DH5-Ant1-2480

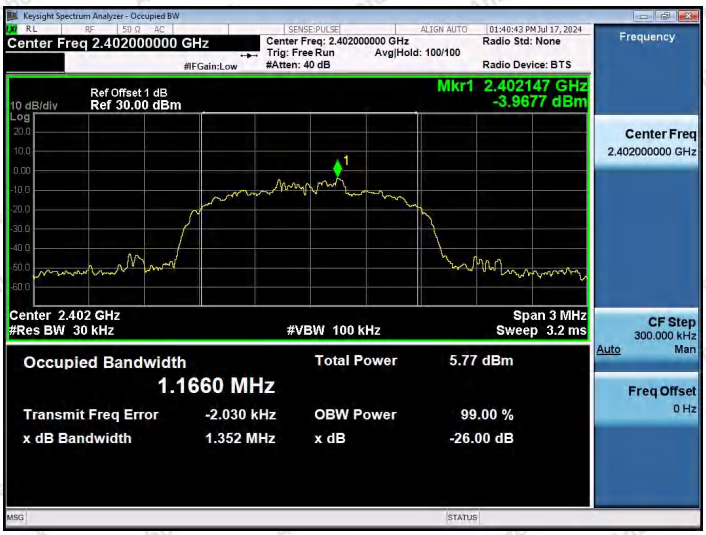

3DH5-Ant1-2402

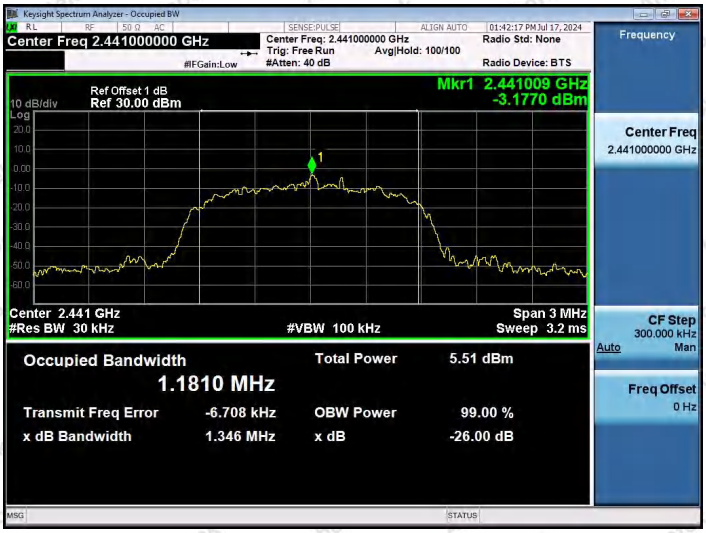

3DH5-Ant1-2441

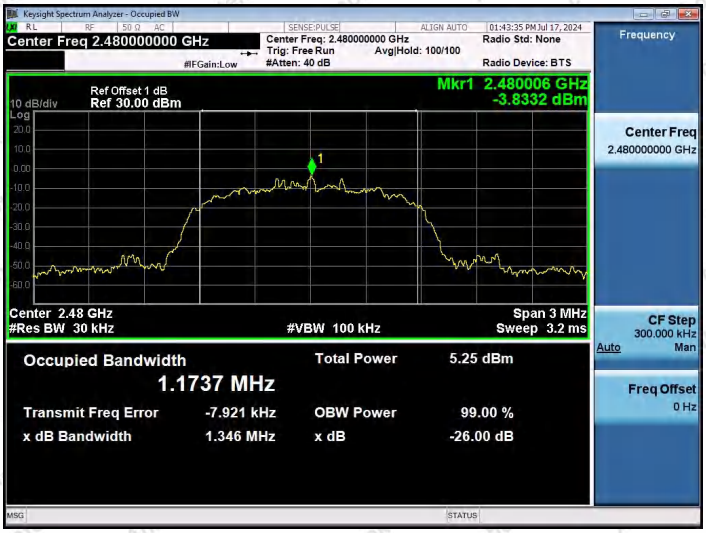

3DH5-Ant1-2480

Appendix C: Maximum Conducted Output Power

Test Result Peak

Test Mode	Antenna	Frequency[MHz]	Conducted Peak Power[dBm]	Conducted Limit[dBm]	Verdict
DH5	Ant1	2402	1.21	≤20.97	PASS
DH5	Ant1	2441	**1.72**	≤20.97	PASS
DH5	Ant1	2480	1.29	≤20.97	PASS
2DH5	Ant1	2402	0.53	≤20.97	PASS
2DH5	Ant1	2441	1.09	≤20.97	PASS
2DH5	Ant1	2480	0.64	≤20.97	PASS
3DH5	Ant1	2402	0.47	≤20.97	PASS
3DH5	Ant1	2441	0.99	≤20.97	PASS
3DH5	Ant1	2480	0.56	≤20.97	PASS

Test Graphs

DH5-Ant1-2402-PASS

DH5-Ant1-2441-PASS

DH5-Ant1-2480-PASS

2DH5-Ant1-2402-PASS

2DH5-Ant1-2441-PASS

2DH5-Ant1-2480-PASS

3DH5-Ant1-2402-PASS

3DH5-Ant1-2441-PASS

3DH5-Ant1-2480-PASS

Appendix D: Carrier frequency separation

Test Result

TestMode	Antenna	Frequency[MHz]	Result[MHz]	Limit[MHz]	Verdict
DH5	Ant1	Hop	0.988	≥0.566	PASS
2DH5	Ant1	Hop	1.318	≥0.858	PASS
3DH5	Ant1	Hop	0.974	≥0.858	PASS

Test Graphs

DH5-Ant1-Hop-PASS

2DH5-Ant1-Hop-PASS

3DH5-Ant1-Hop-PASS

Appendix E: Dwell Time

Test Result

TestMode	Antenna	Frequency[MHz]	BurstWidth [ms]	TotalHops [Num]	Result[s]	Limit[s]	Verdict
DH1	Ant1	Hop	0.374	313	0.117	≤0.4	PASS
DH3	Ant1	Hop	1.630	159	0.259	≤0.4	PASS
DH5	Ant1	Hop	2.878	111	0.319	≤0.4	PASS
2DH1	Ant1	Hop	0.381	313	0.119	≤0.4	PASS
2DH3	Ant1	Hop	1.634	160	0.261	≤0.4	PASS
2DH5	Ant1	Hop	2.882	109	0.314	≤0.4	PASS
3DH1	Ant1	Hop	0.383	314	0.12	≤0.4	PASS
3DH3	Ant1	Hop	1.633	159	0.26	≤0.4	PASS
3DH5	Ant1	Hop	2.884	106	0.306	≤0.4	PASS

Test Graphs

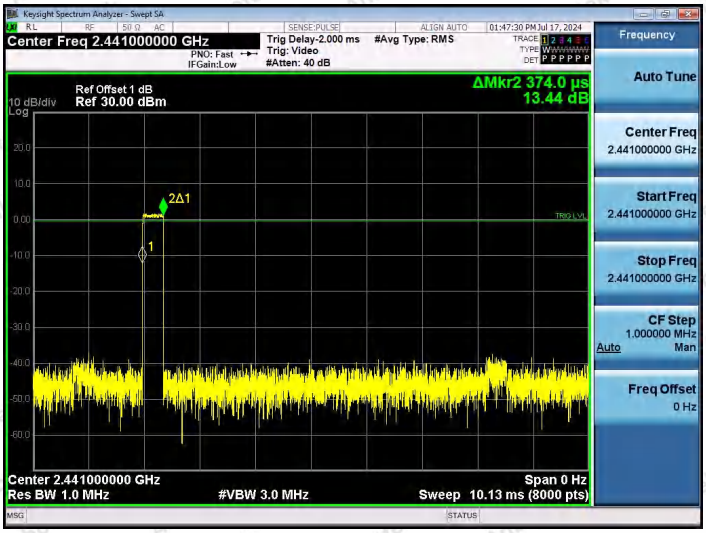

DH1-Ant1-Hop-PASS

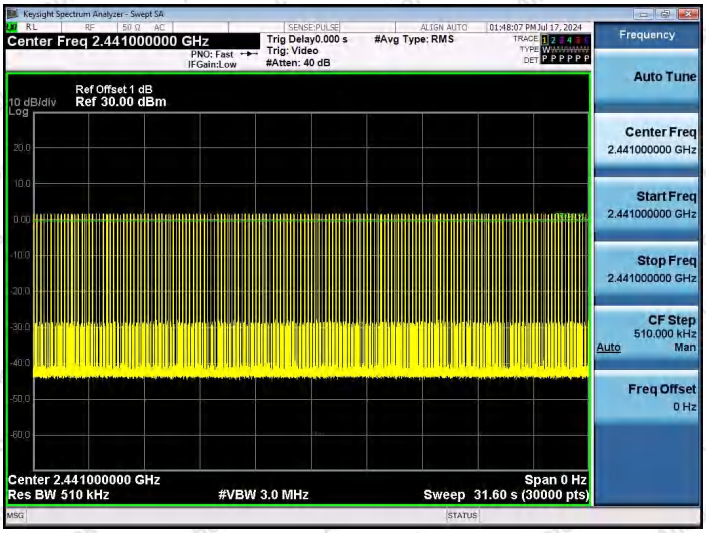

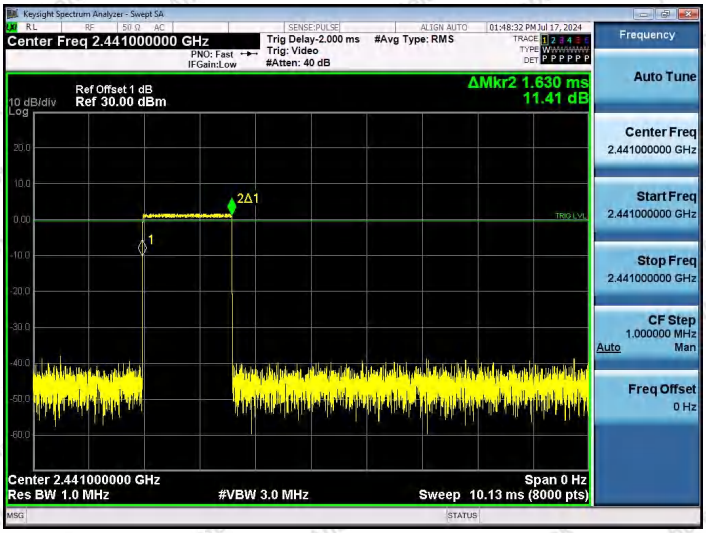

DH3-Ant1-Hop-PASS

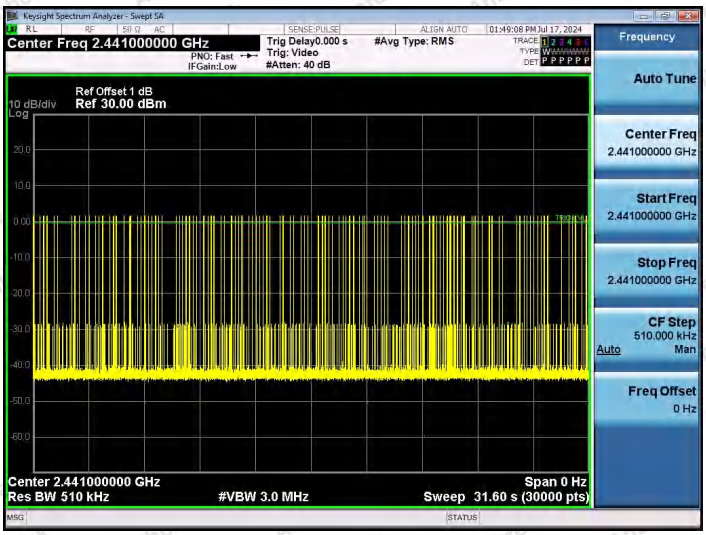

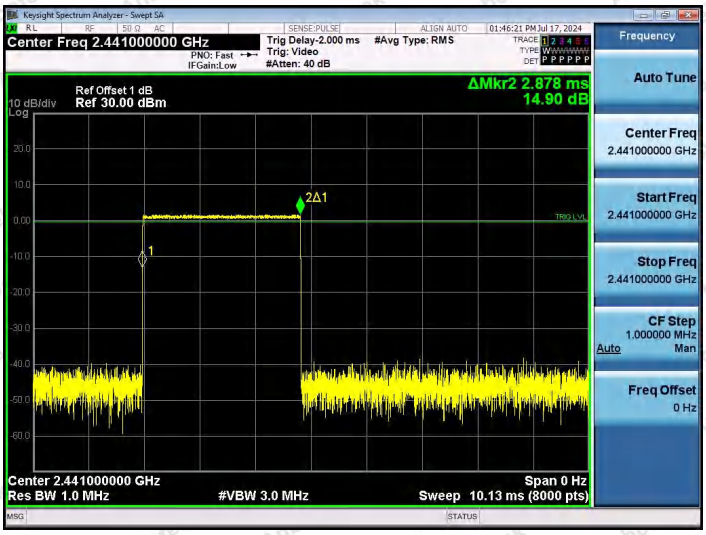

DH5-Ant1-Hop-PASS

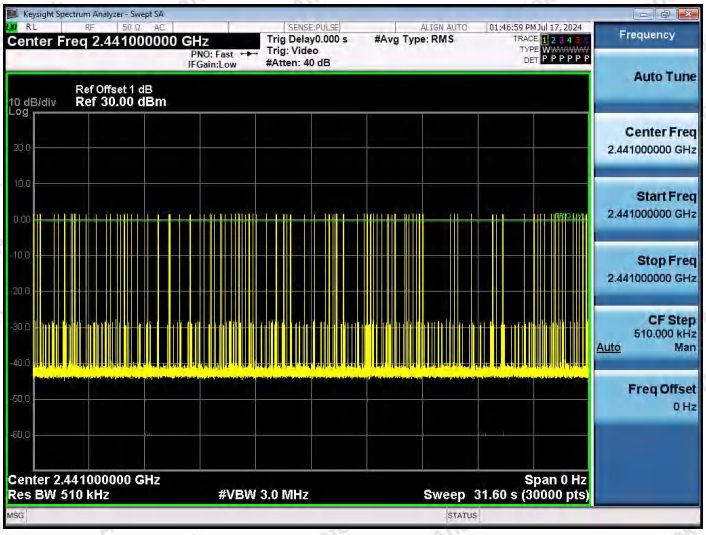

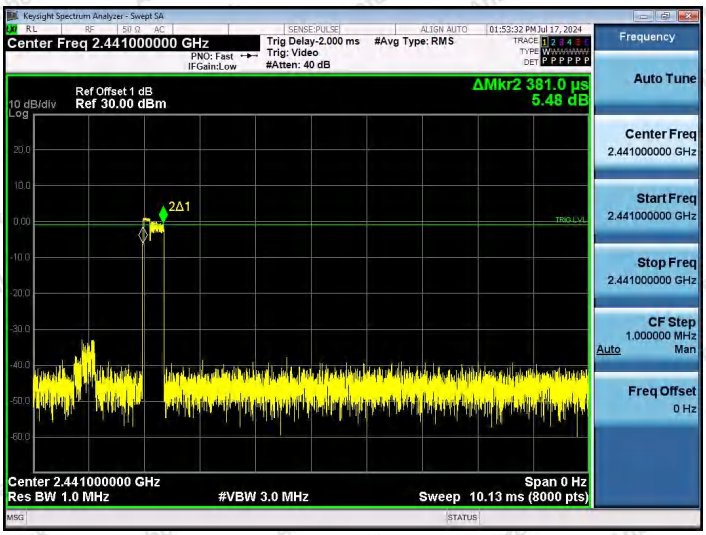

2DH1-Ant1-Hop-PASS

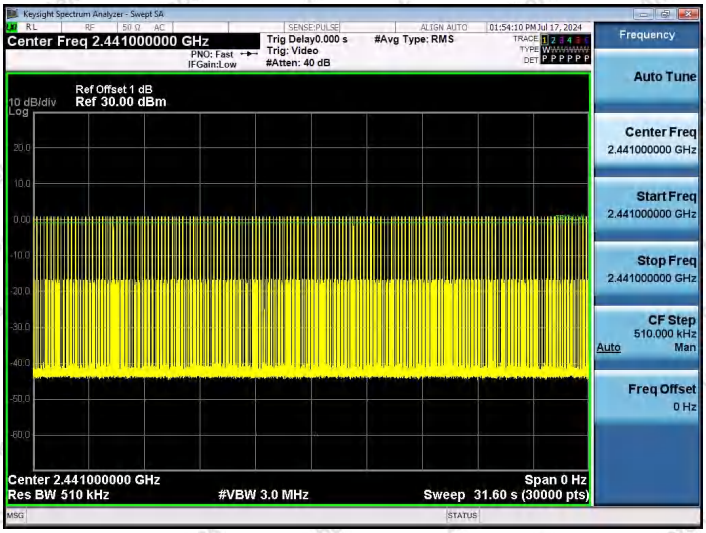

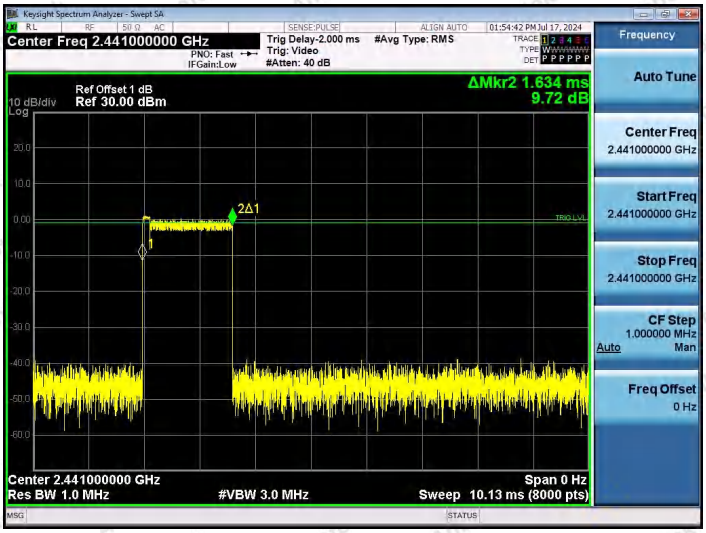

2DH3-Ant1-Hop-PASS

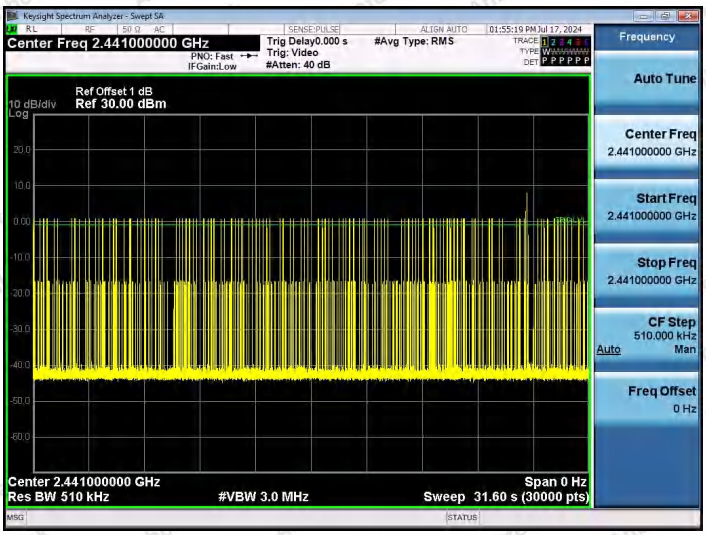

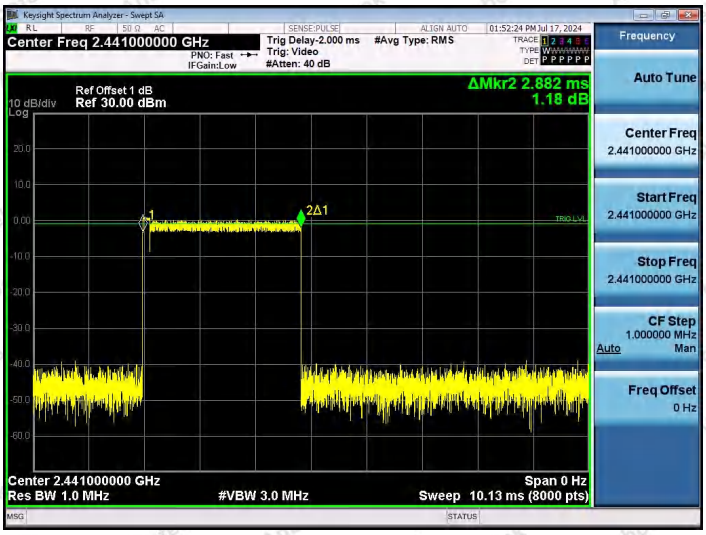

2DH5-Ant1-Hop-PASS

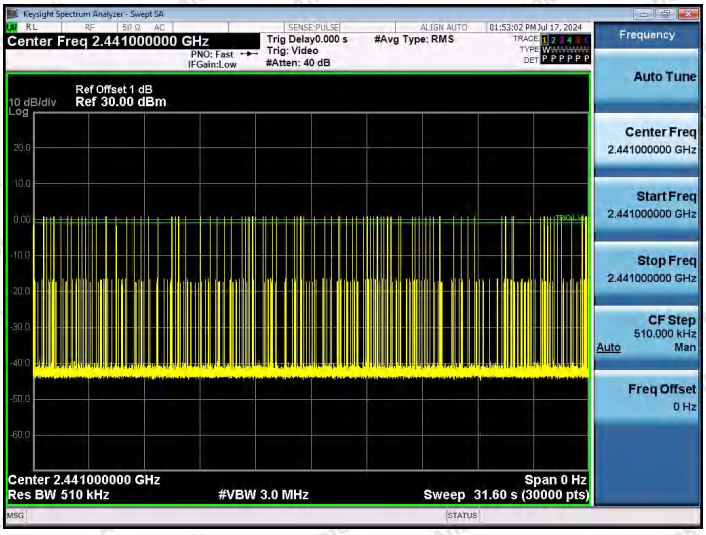

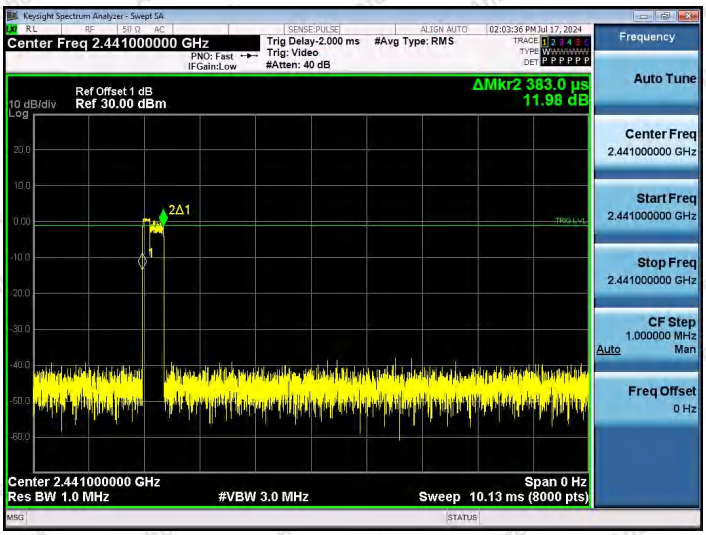

3DH1-Ant1-Hop-PASS

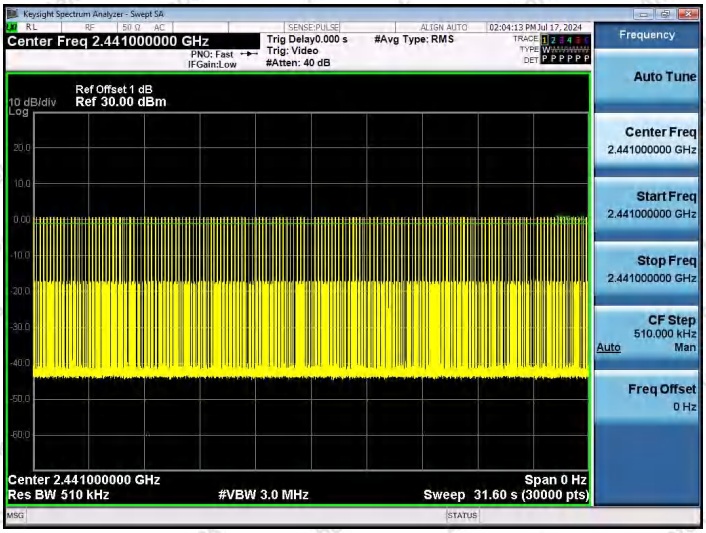

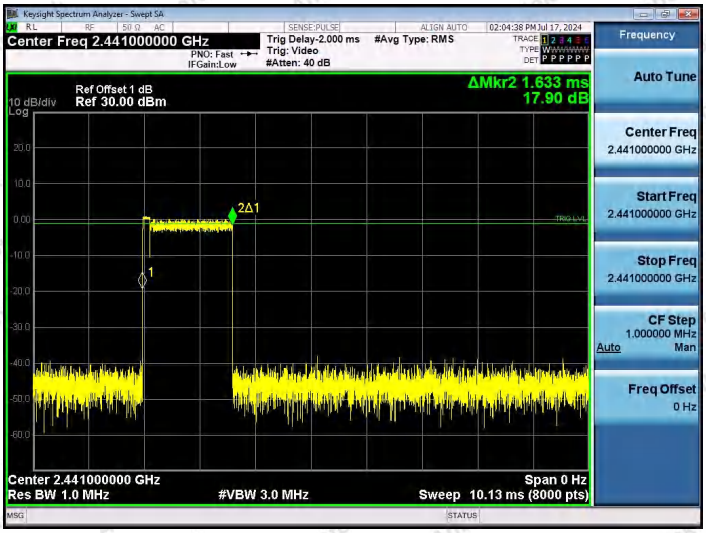

3DH3-Ant1-Hop-PASS

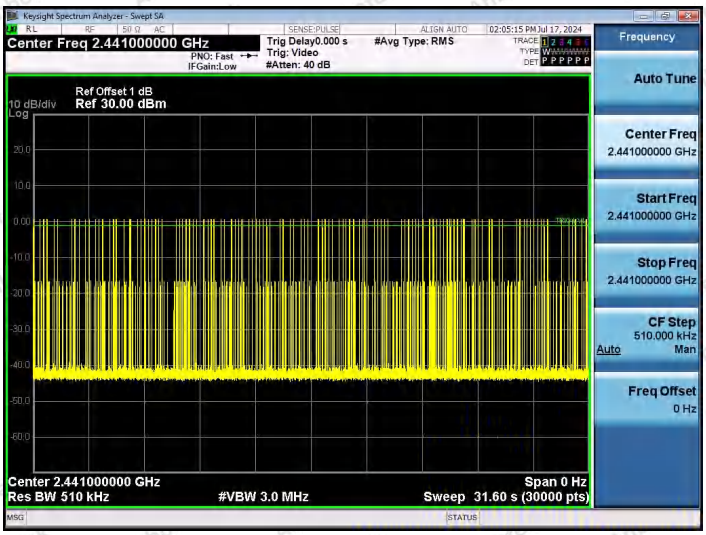

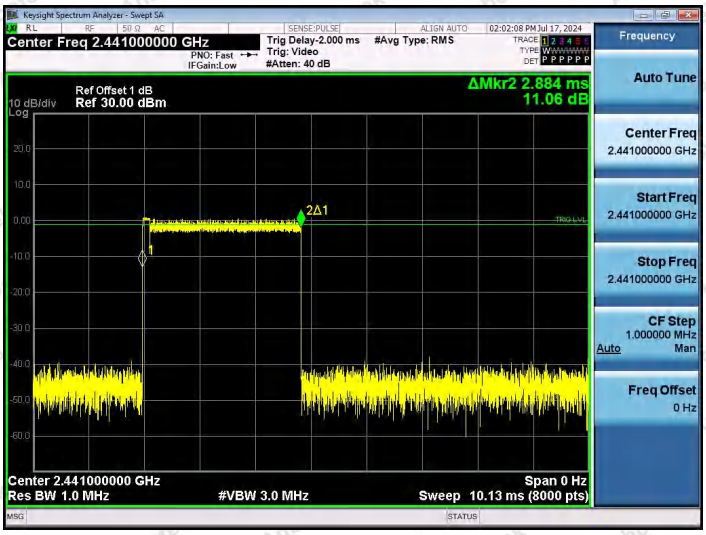

3DH5-Ant1-Hop-PASS

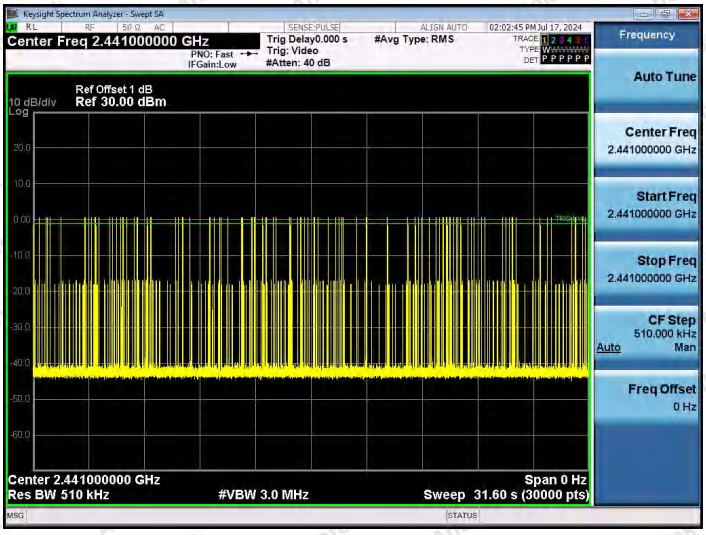

Appendix F: Number of Hopping Channel

Test Result

TestMode	Antenna	Frequency[MHz]	Result[Num]	Limit[Num]	Verdict
DH5	Ant1	Hop	79	≥15	PASS
2DH5	Ant1	Hop	79	≥15	PASS
3DH5	Ant1	Hop	79	≥15	PASS

Test Graphs

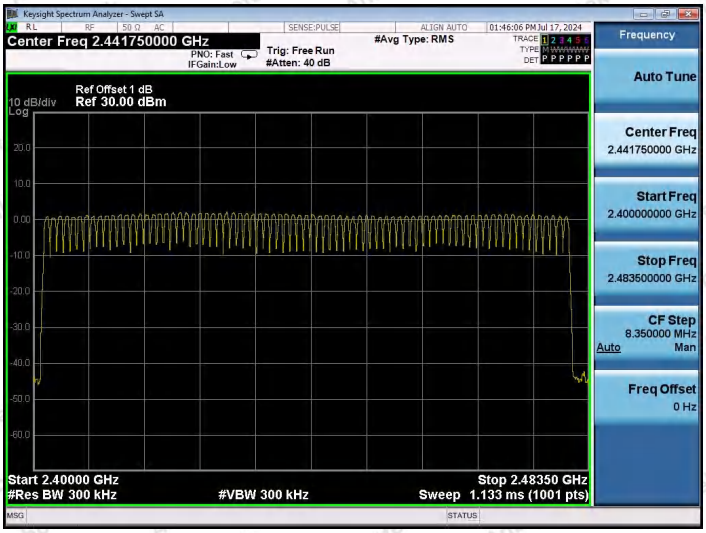

DH5-Ant1-Hop-PASS

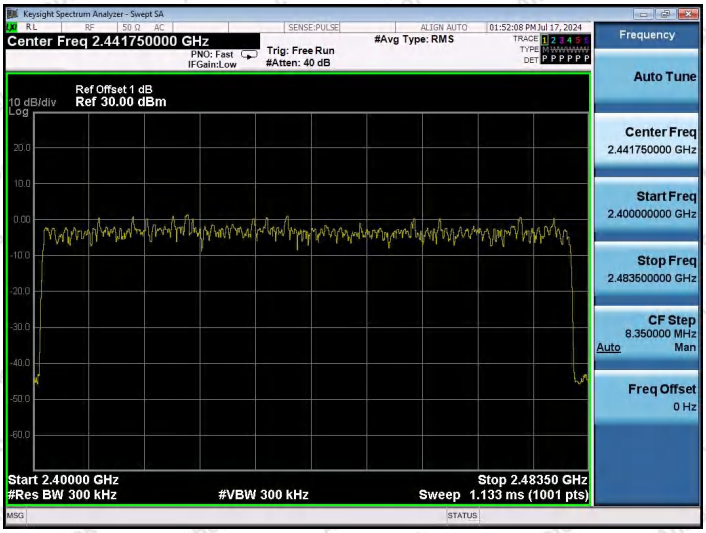

2DH5-Ant1-Hop-PASS

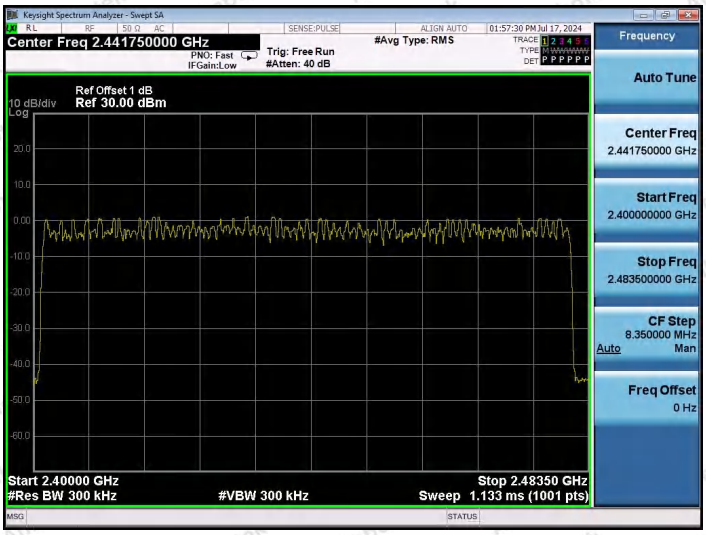

3DH5-Ant1-Hop-PASS

Appendix G: Conducted Band edge

Test Result

TestMode	Antenna	ChName	Frequency[MHz]	RefLevel [dBm]	Result [dBm]	Limit [dBm]	Verdict
DH5	Ant1	Low	2402	0.51	-57.35	≤-19.49	PASS
DH5	Ant1	High	2480	0.84	-57	≤-19.16	PASS
DH5	Ant1	Low	Hop_2402	0.13	-53.84	≤-19.87	PASS
DH5	Ant1	High	Hop_2480	0.84	-55.88	≤-19.16	PASS
2DH5	Ant1	Low	2402	-0.67	-56.47	≤-20.67	PASS
2DH5	Ant1	High	2480	-0.21	-56.96	≤-20.21	PASS
2DH5	Ant1	Low	Hop_2402	-1.38	-57.01	≤-21.38	PASS
2DH5	Ant1	High	Hop_2480	0.10	-56.19	≤-19.9	PASS
3DH5	Ant1	Low	2402	-0.23	-57.33	≤-20.23	PASS
3DH5	Ant1	High	2480	-2.33	-57.31	≤-22.33	PASS
3DH5	Ant1	Low	Hop_2402	-4.91	-56.33	≤-24.91	PASS
3DH5	Ant1	High	Hop_2480	0.20	-49.06	≤-19.8	PASS

Test Graphs

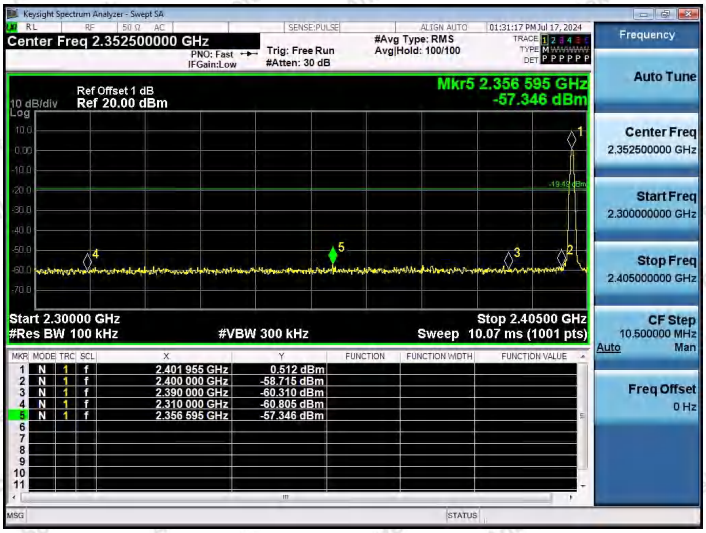

DH5-Ant1-2402-PASS

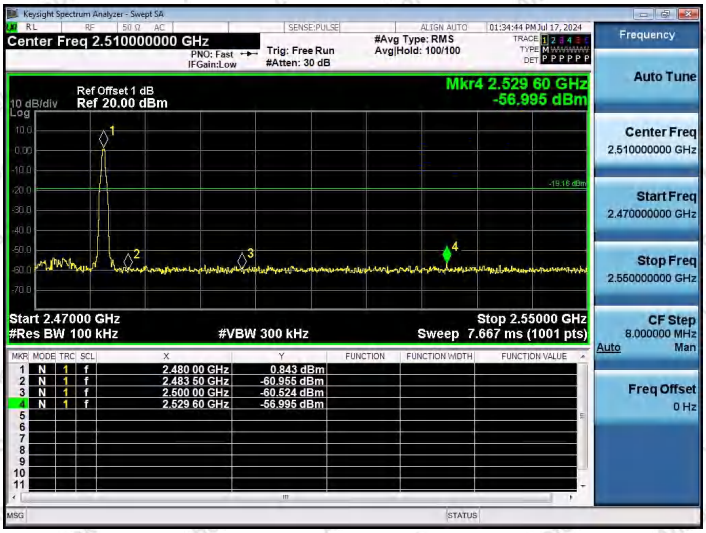

DH5-Ant1-2480-PASS

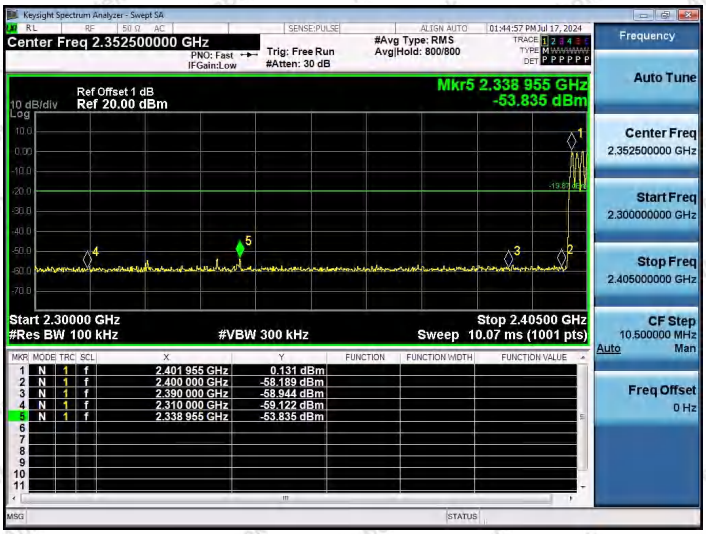

DH5-Ant1-Hop_2402-PASS

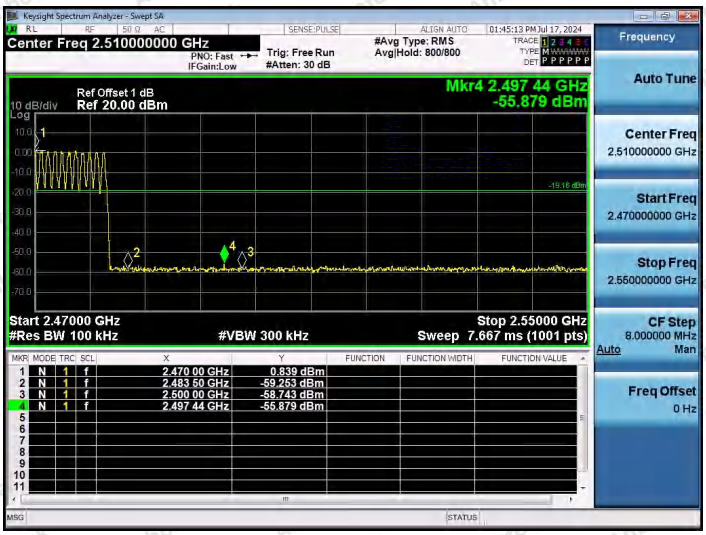

DH5-Ant1-Hop_2480-PASS

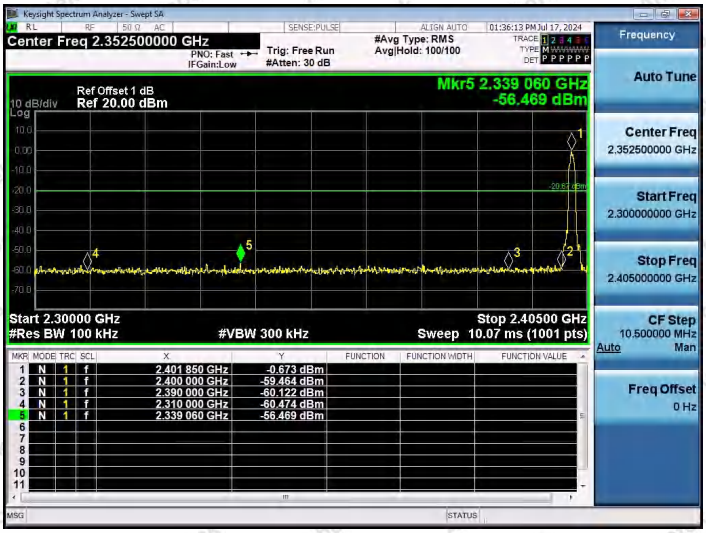

2DH5-Ant1-2402-PASS

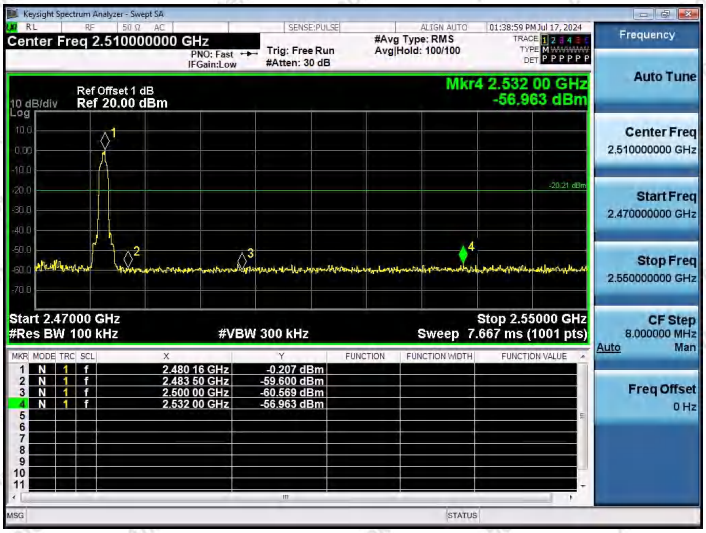

2DH5-Ant1-2480-PASS

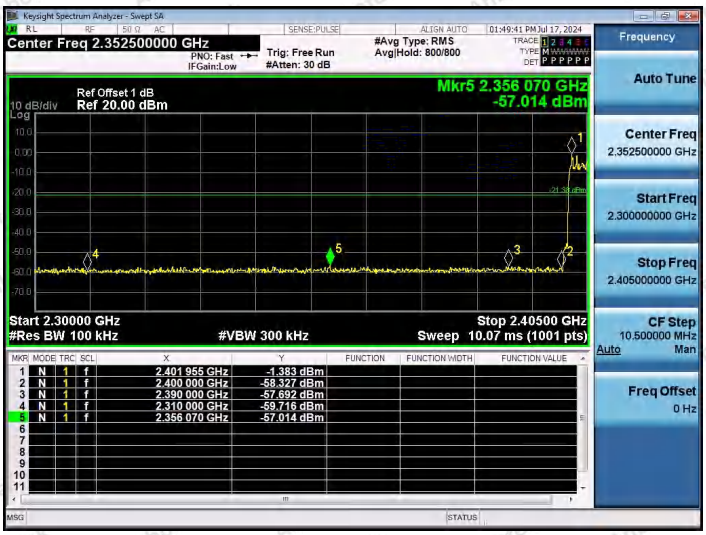

2DH5-Ant1-Hop_2402-PASS

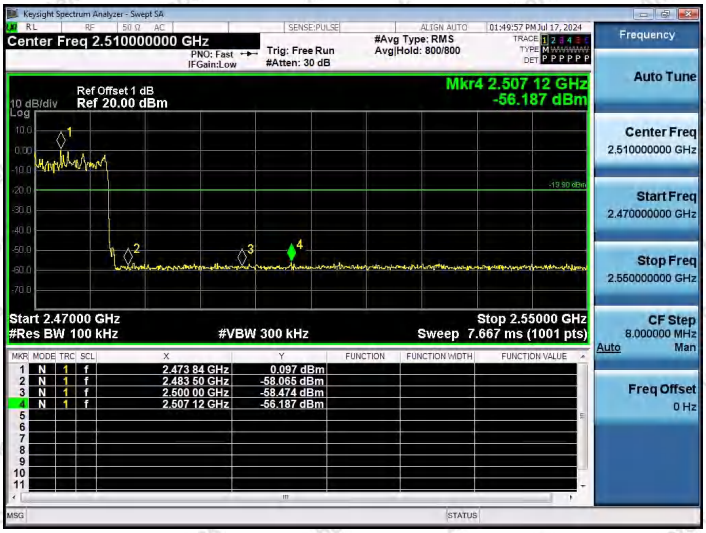

2DH5-Ant1-Hop_2480-PASS

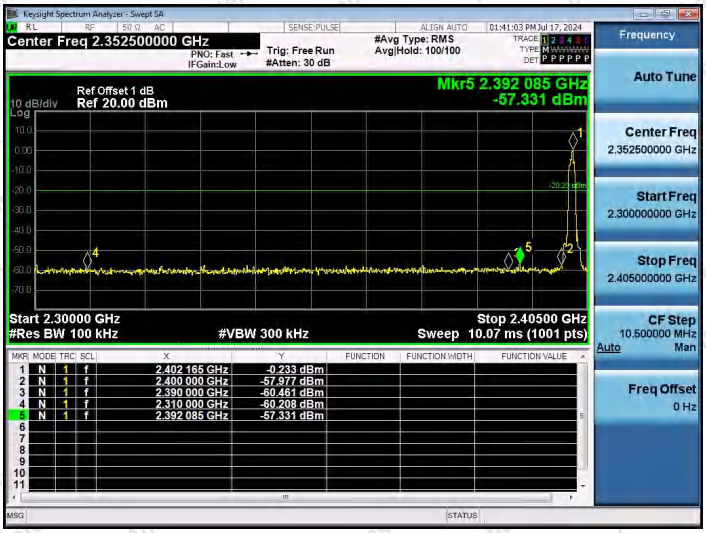

3DH5-Ant1-2402-PASS

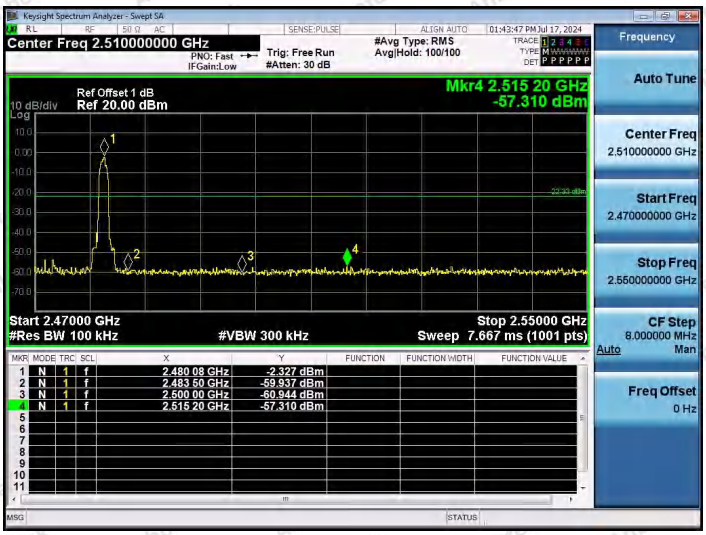

3DH5-Ant1-2480-PASS

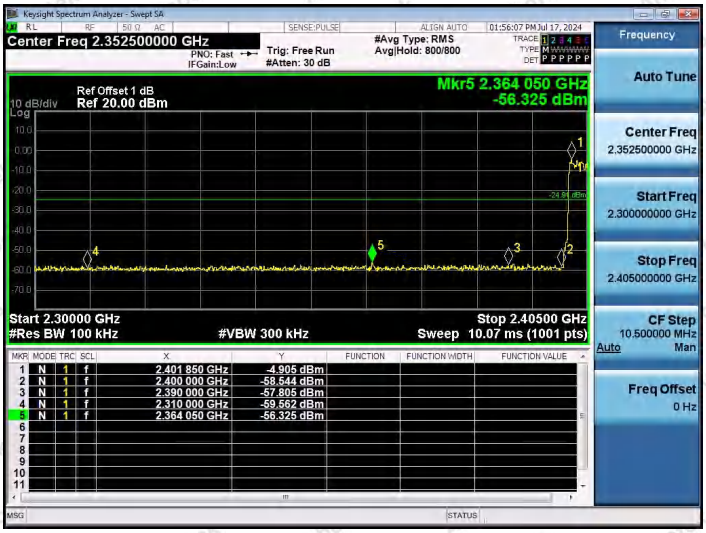

3DH5-Ant1-Hop_2402-PASS

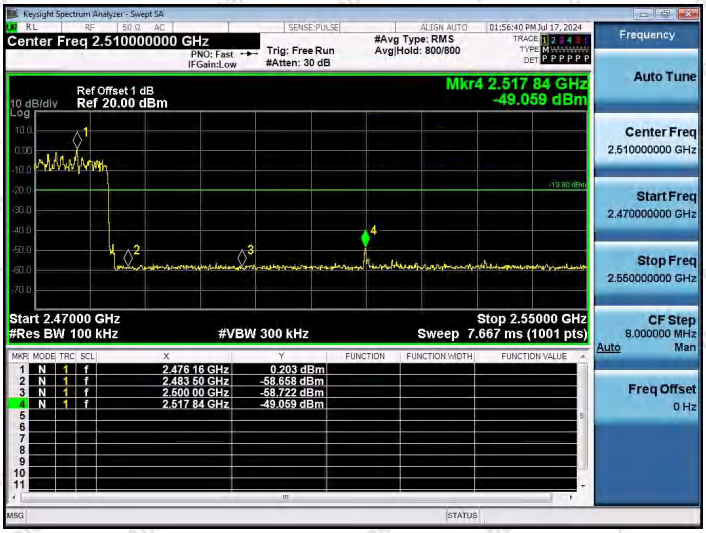

3DH5-Ant1-Hop_2480-PASS

Appendix H: Conducted Spurious Emission

Test Result

TestMode	Antenna	Frequency[MHz]	FreqRange [MHz]	RefLevel [dBm]	Result [dBm]	Limit [dBm]	Verdict
DH5	Ant1	2402	0~Reference	0.13	0.13	---	PASS
DH5	Ant1	2402	30~1000	0.13	-68.74	≤-19.87	PASS
DH5	Ant1	2402	1000~26500	0.13	-52.58	≤-19.87	PASS
DH5	Ant1	2441	0~Reference	0.82	0.82	---	PASS
DH5	Ant1	2441	30~1000	0.82	-68.06	≤-19.18	PASS
DH5	Ant1	2441	1000~26500	0.82	-52.9	≤-19.18	PASS
DH5	Ant1	2480	0~Reference	0.34	0.34	---	PASS
DH5	Ant1	2480	30~1000	0.34	-69.07	≤-19.66	PASS
DH5	Ant1	2480	1000~26500	0.34	-52.84	≤-19.66	PASS
2DH5	Ant1	2402	0~Reference	-0.18	-0.18	---	PASS
2DH5	Ant1	2402	30~1000	-0.18	-68.8	≤-20.18	PASS
2DH5	Ant1	2402	1000~26500	-0.18	-53.27	≤-20.18	PASS
2DH5	Ant1	2441	0~Reference	-0.22	-0.22	---	PASS
2DH5	Ant1	2441	30~1000	-0.22	-68.36	≤-20.22	PASS
2DH5	Ant1	2441	1000~26500	-0.22	-52.8	≤-20.22	PASS
2DH5	Ant1	2480	0~Reference	-1.65	-1.65	---	PASS
2DH5	Ant1	2480	30~1000	-1.65	-68.08	≤-21.65	PASS
2DH5	Ant1	2480	1000~26500	-1.65	-51.86	≤-21.65	PASS
3DH5	Ant1	2402	0~Reference	-4.92	-4.92	---	PASS
3DH5	Ant1	2402	30~1000	-4.92	-68.71	≤-24.92	PASS
3DH5	Ant1	2402	1000~26500	-4.92	-53.65	≤-24.92	PASS
3DH5	Ant1	2441	0~Reference	-4.03	-4.03	---	PASS
3DH5	Ant1	2441	30~1000	-4.03	-69.16	≤-24.03	PASS
3DH5	Ant1	2441	1000~26500	-4.03	-53.41	≤-24.03	PASS
3DH5	Ant1	2480	0~Reference	-4.81	-4.81	---	PASS
3DH5	Ant1	2480	30~1000	-4.81	-68.16	≤-24.81	PASS
3DH5	Ant1	2480	1000~26500	-4.81	-52.24	≤-24.81	PASS

Test Graphs

DH5-Ant1-2402-0~Reference-PASS

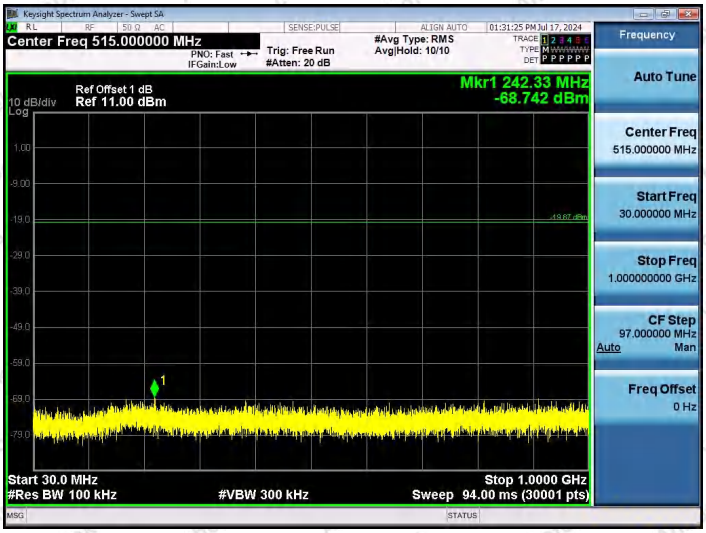

DH5-Ant1-2402-30~1000-PASS

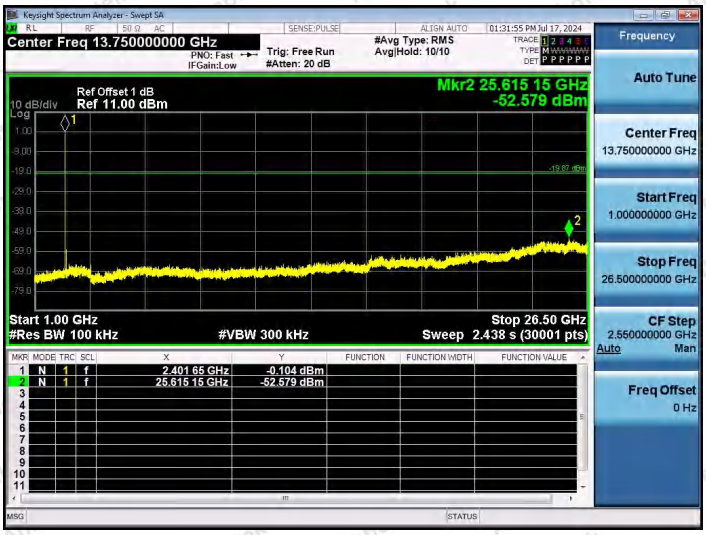

DH5-Ant1-2402-1000~26500-PASS

DH5-Ant1-2441-0~Reference-PASS

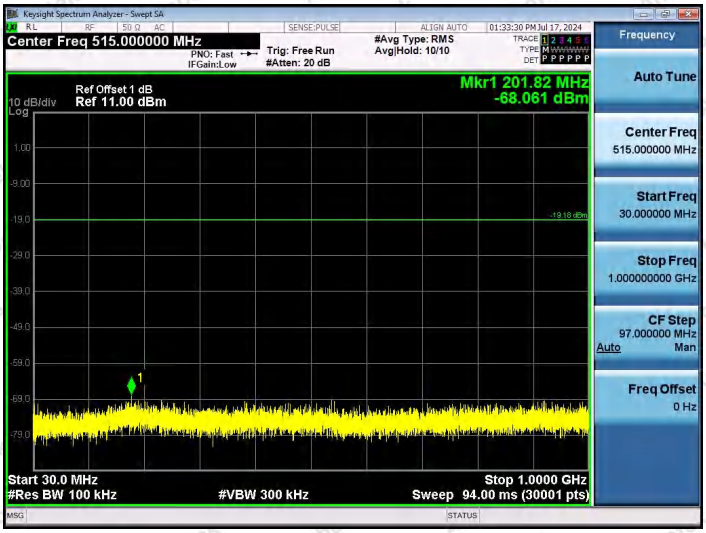

DH5-Ant1-2441-30~1000-PASS

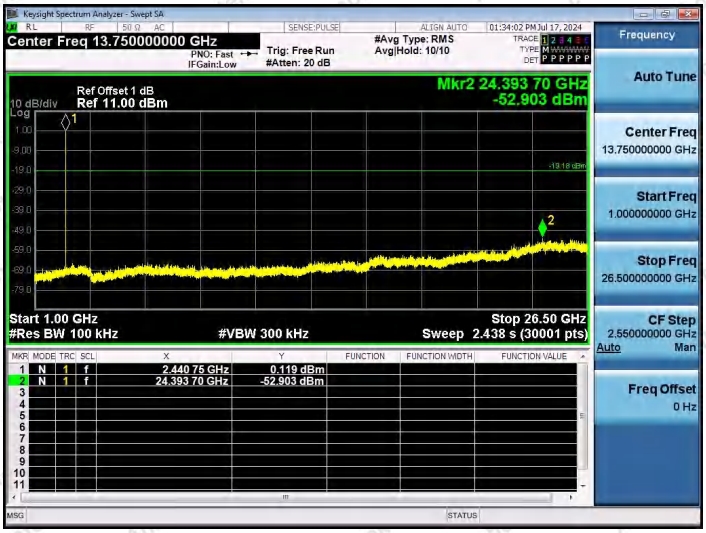

DH5-Ant1-2441-1000~26500-PASS

DH5-Ant1-2480-0~Reference-PASS

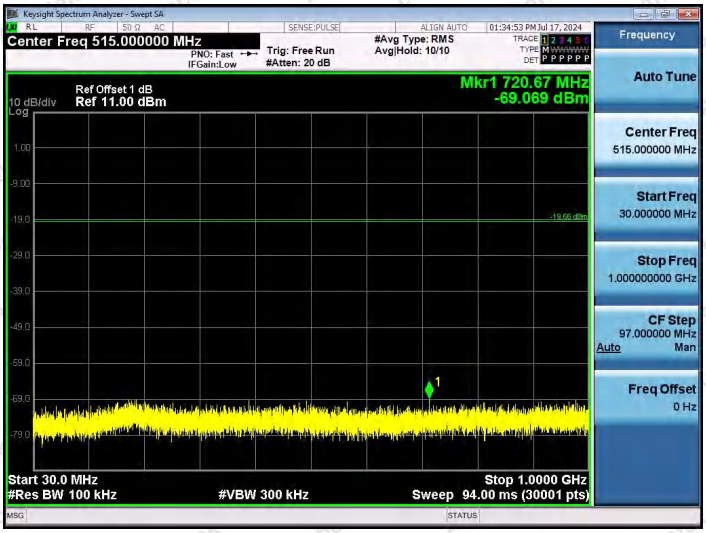

DH5-Ant1-2480-30~1000-PASS

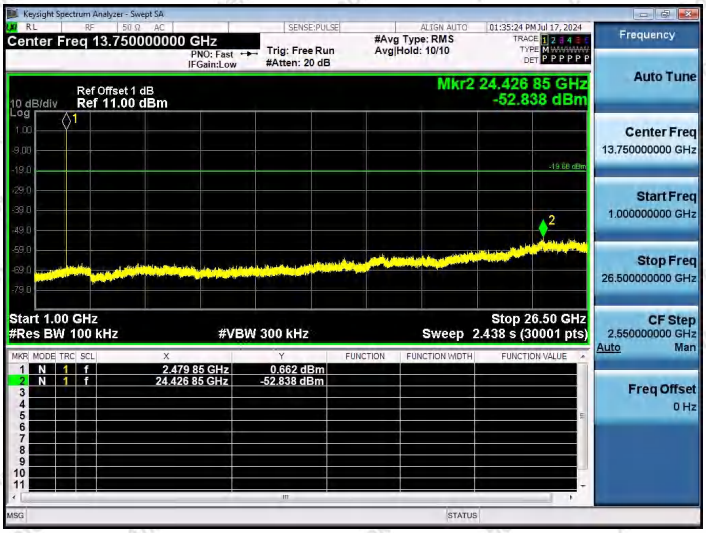

DH5-Ant1-2480-1000~26500-PASS

2DH5-Ant1-2402-0~Reference-PASS

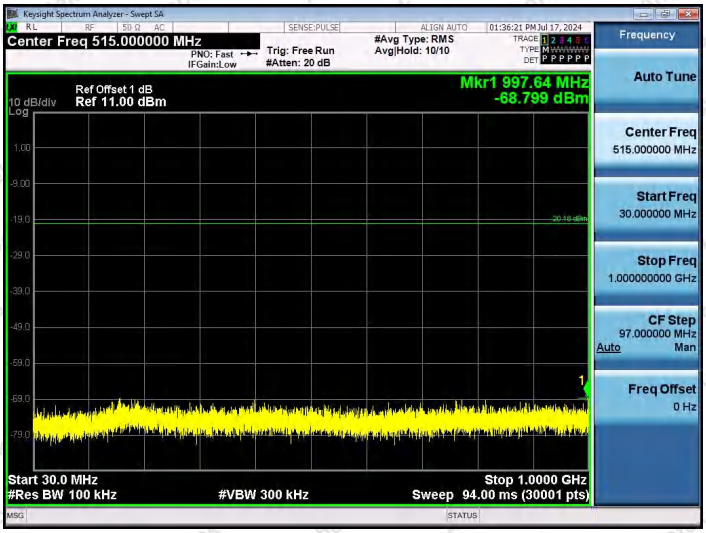

2DH5-Ant1-2402-30~1000-PASS

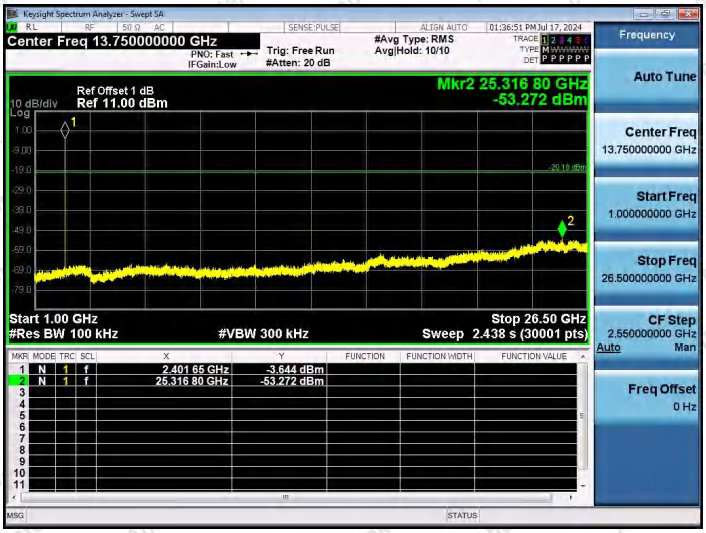

2DH5-Ant1-2402-1000~26500-PASS

2DH5-Ant1-2441-0~Reference-PASS

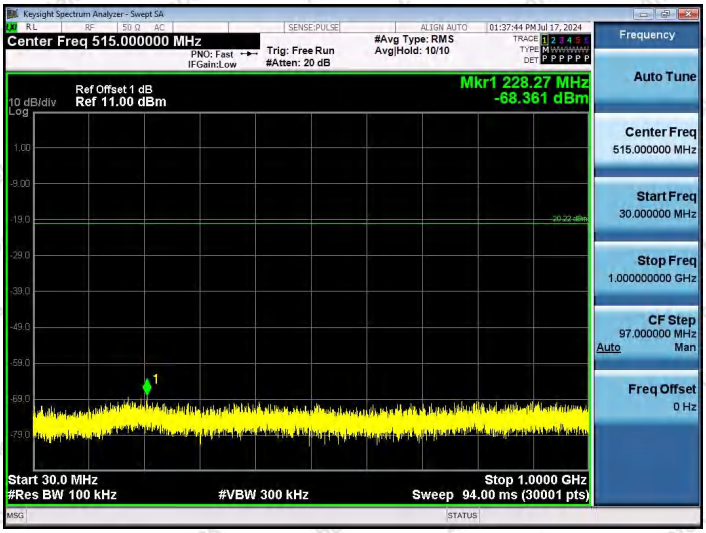

2DH5-Ant1-2441-30~1000-PASS

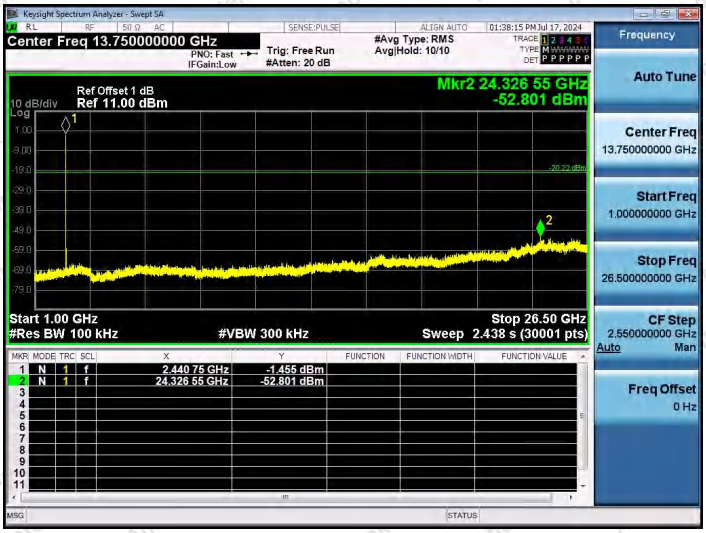

2DH5-Ant1-2441-1000~26500-PASS

2DH5-Ant1-2480-0~Reference-PASS

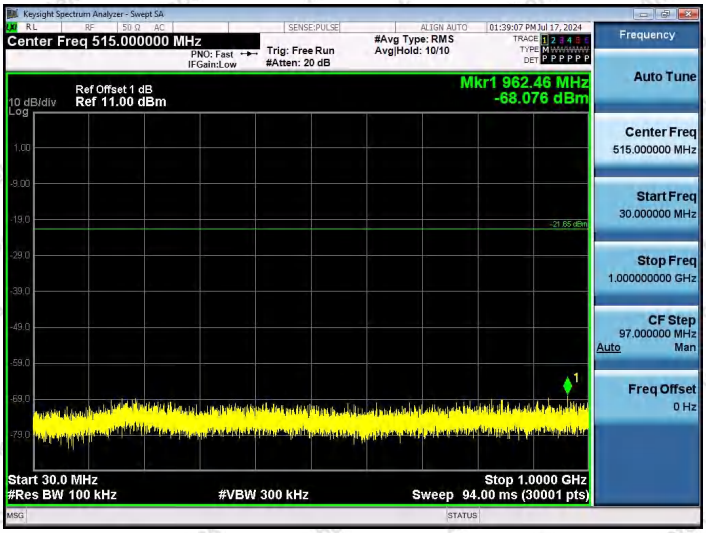

2DH5-Ant1-2480-30~1000-PASS

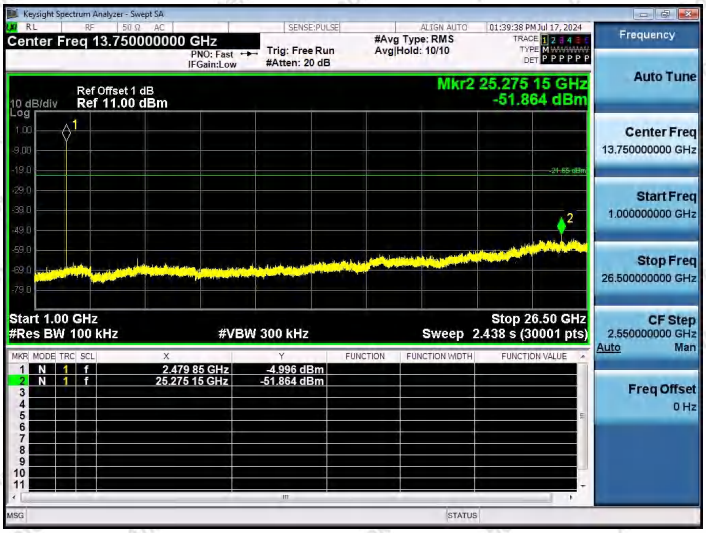

2DH5-Ant1-2480-1000~26500-PASS

3DH5-Ant1-2402-0~Reference-PASS

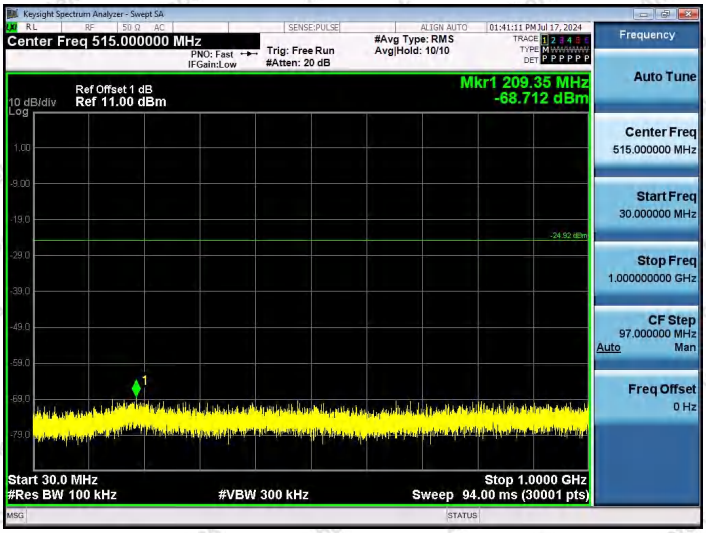

3DH5-Ant1-2402-30~1000-PASS

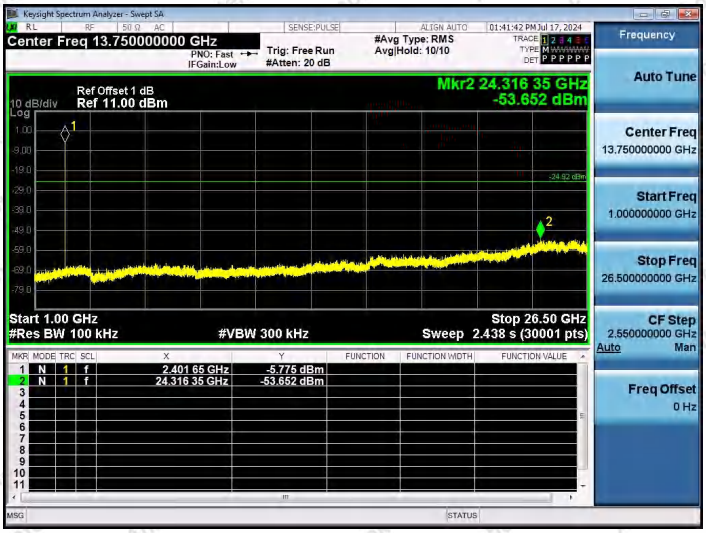

3DH5-Ant1-2402-1000~26500-PASS

3DH5-Ant1-2441-0~Reference-PASS

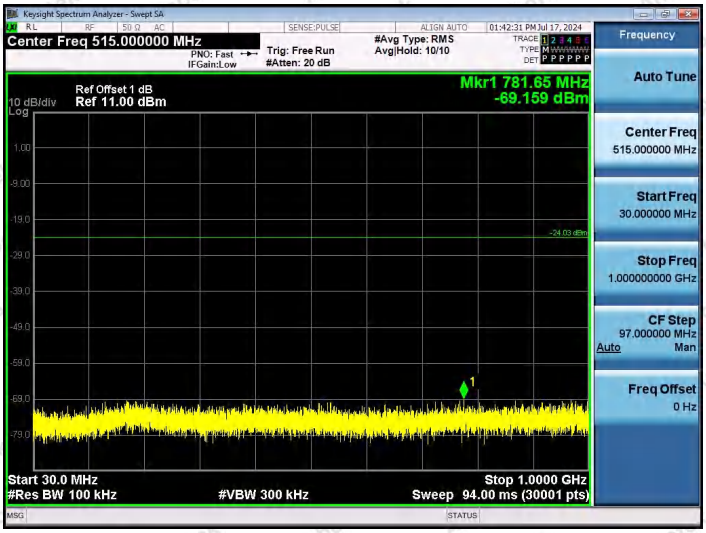

3DH5-Ant1-2441-30~1000-PASS

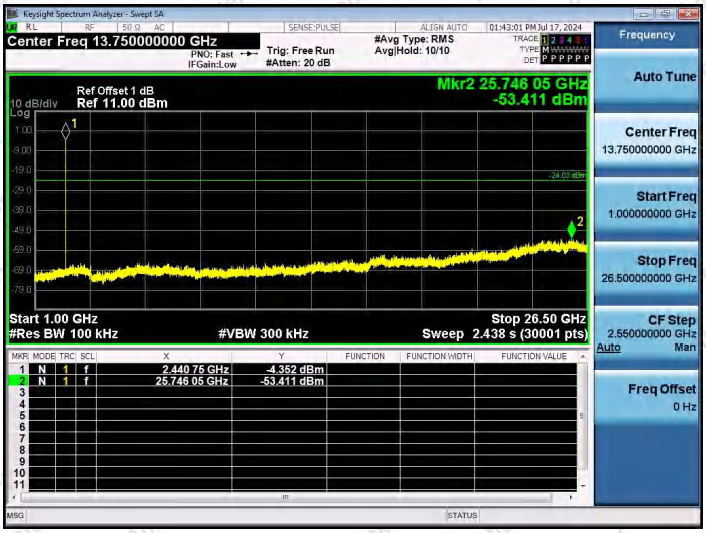

3DH5-Ant1-2441-1000~26500-PASS

3DH5-Ant1-2480-0~Reference-PASS

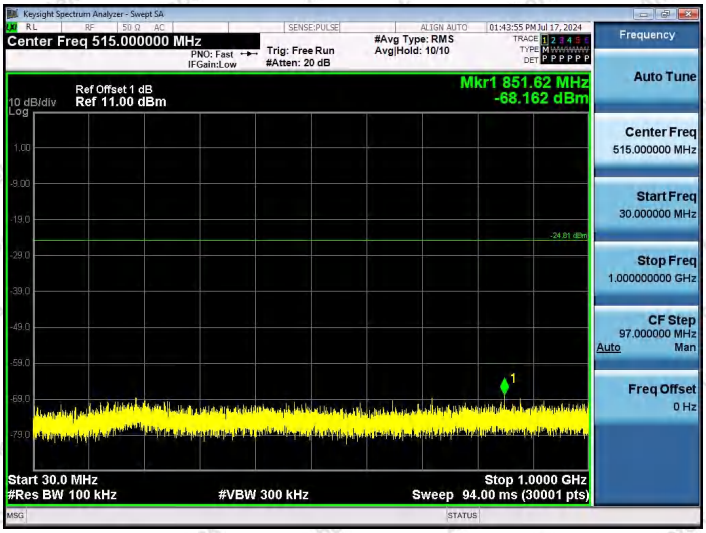

3DH5-Ant1-2480-30~1000-PASS

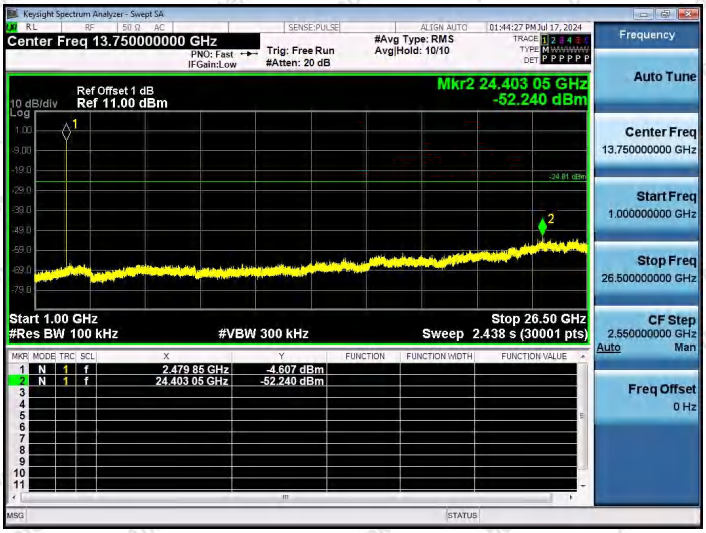

3DH5-Ant1-2480-1000~26500-PASS

Appendix I: Duty Cycle

Test Result

TestMode	Antenna	Frequency[MHz]	ON Time [ms]	Period [ms]	Duty Cycle [%]	Duty Cycle Factor[dB]
DH5	Ant1	2402	2.88	3.75	76.80	1.15
DH5	Ant1	2441	2.88	3.74	77.01	1.13
DH5	Ant1	2480	2.88	3.74	77.01	1.13
2DH5	Ant1	2402	2.88	3.75	76.80	1.15
2DH5	Ant1	2441	2.88	3.74	77.01	1.13
2DH5	Ant1	2480	2.88	3.75	76.80	1.15
3DH5	Ant1	2402	2.88	3.74	77.01	1.13
3DH5	Ant1	2441	2.89	3.75	77.07	1.13
3DH5	Ant1	2480	2.88	3.74	77.01	1.13

Test Graphs

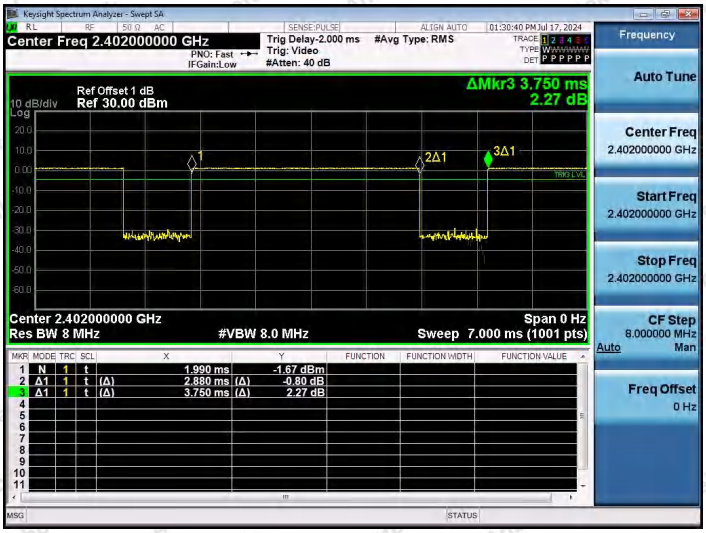

NTNV-DH5-Ant1-2402

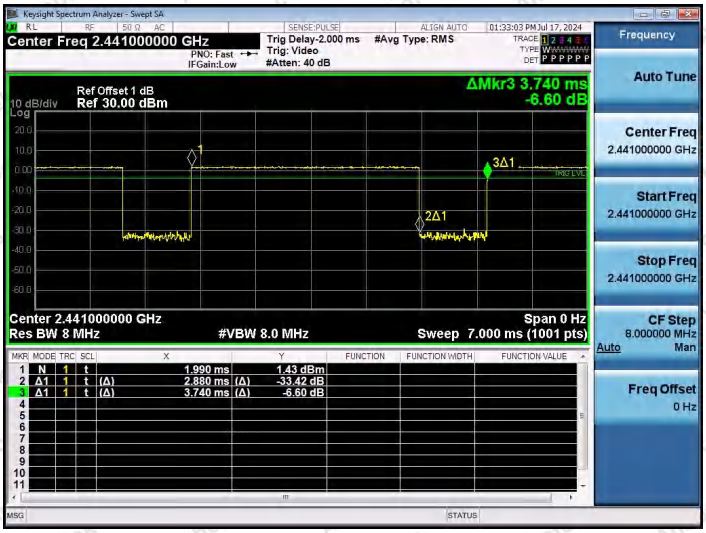

NTNV-DH5-Ant1-2441

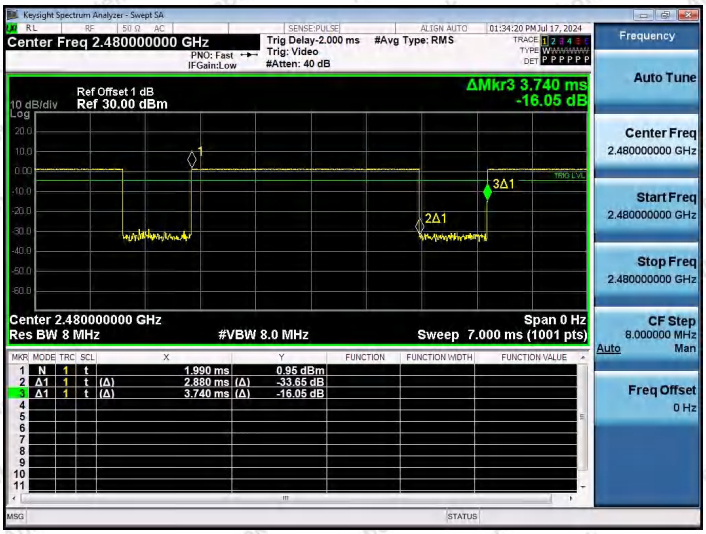

NTNV-DH5-Ant1-2480

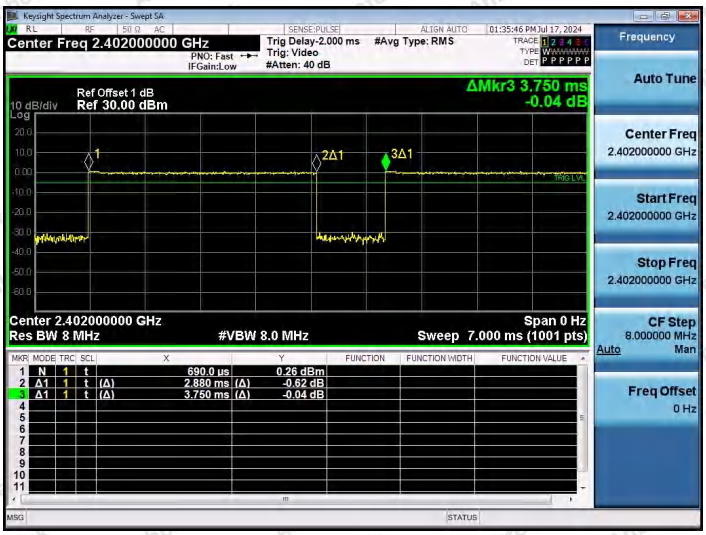

NTNV-2DH5-Ant1-2402

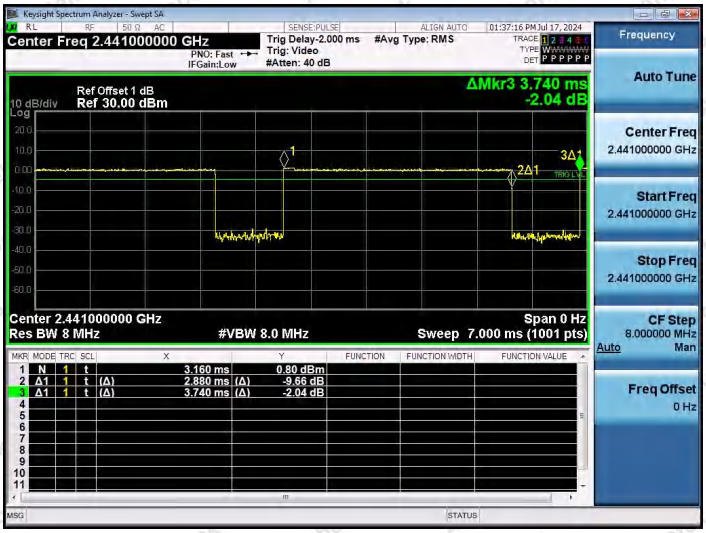

NTNV-2DH5-Ant1-2441

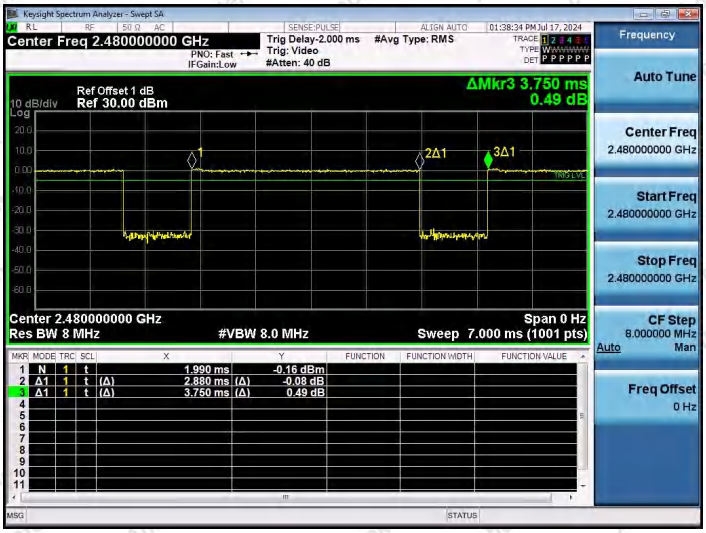

NTNV-2DH5-Ant1-2480

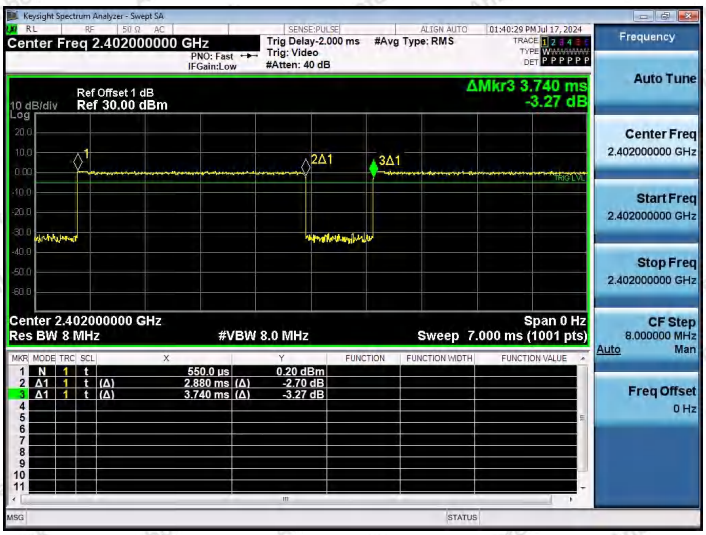

NTNV-3DH5-Ant1-2402

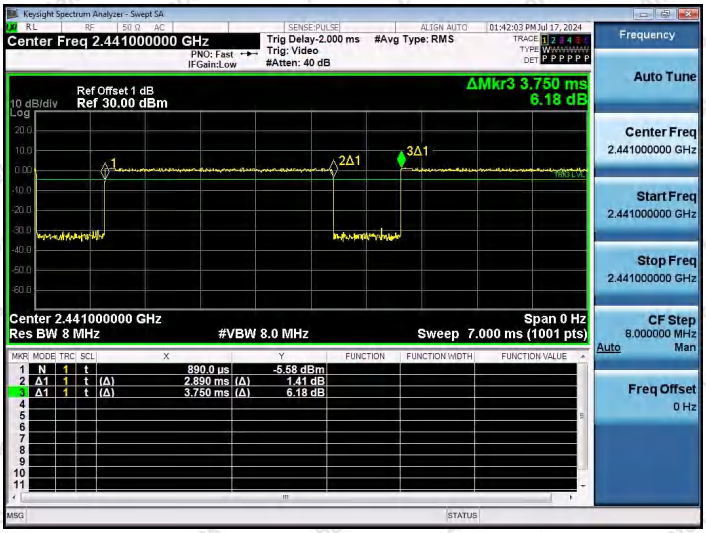

NTNV-3DH5-Ant1-2441

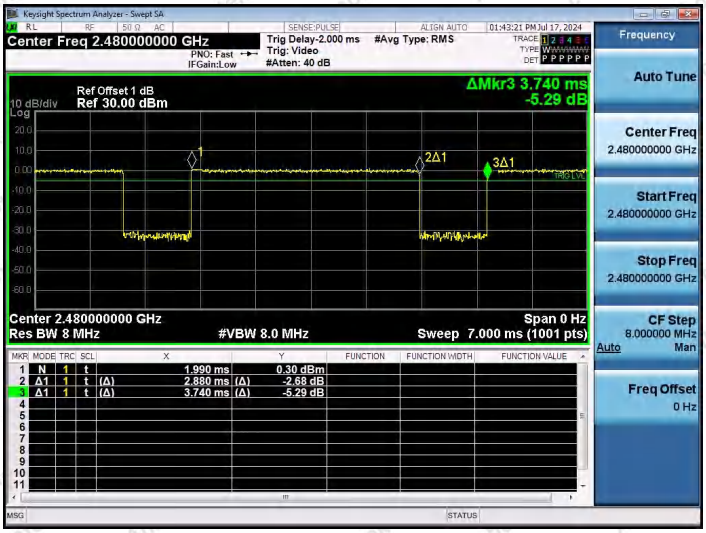

NTNV-3DH5-Ant1-2480

---End---