11N40SISO-Ant1-5670-PASS

11AC20SISO-Ant1-5180-PASS

11AC20SISO-Ant1-5200-PASS

11AC20SISO-Ant1-5240-PASS

11AC20SISO-Ant1-5260-PASS

11AC20SISO-Ant1-5300-PASS

11AC20SISO-Ant1-5320-PASS

11AC20SISO-Ant1-5500-PASS

11AC20SISO-Ant1-5580-PASS

11AC20SISO-Ant1-5700-PASS

11AC40SISO-Ant1-5190-PASS

11AC40SISO-Ant1-5230-PASS

11AC40SISO-Ant1-5270-PASS

11AC40SISO-Ant1-5310-PASS

11AC40SISO-Ant1-5510-PASS

11AC40SISO-Ant1-5550-PASS

11AC40SISO-Ant1-5670-PASS

11AC80SISO-Ant1-5210-PASS

11AC80SISO-Ant1-5290-PASS

11AC80SISO-Ant1-5530-PASS

11AC80SISO-Ant1-5610-PASS

Test Graphs B4

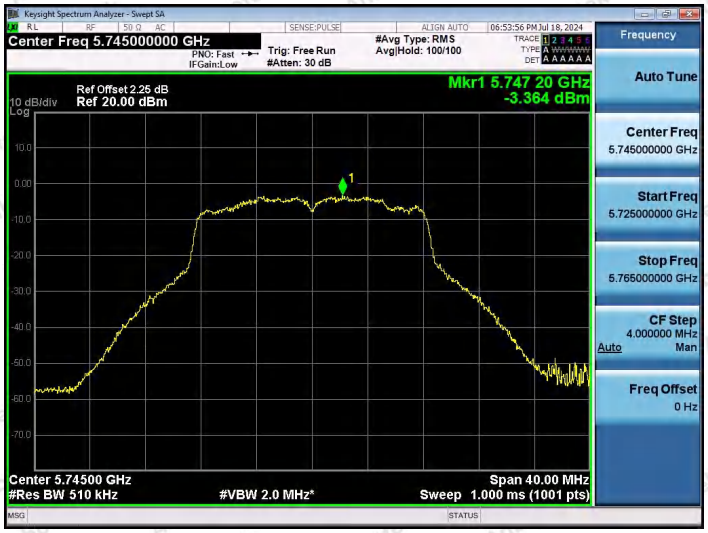

11A-Ant1-5745-PASS

11A-Ant1-5785-PASS

11A-Ant1-5825-PASS

11N20SISO-Ant1-5745-PASS

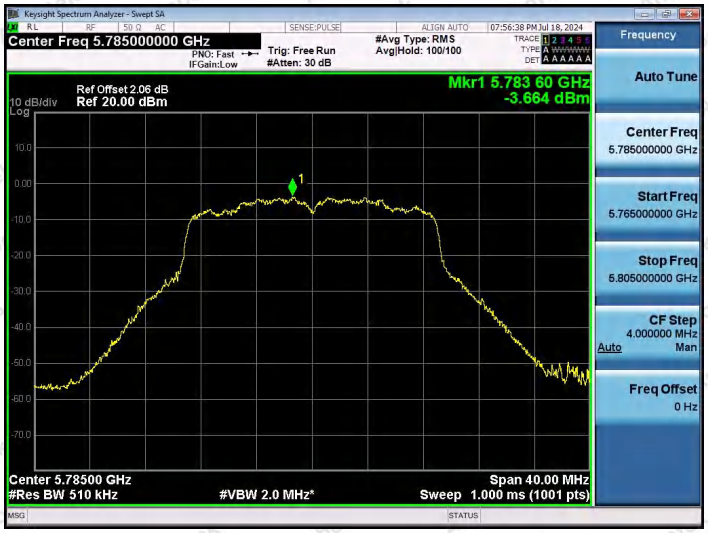

11N20SISO-Ant1-5785-PASS

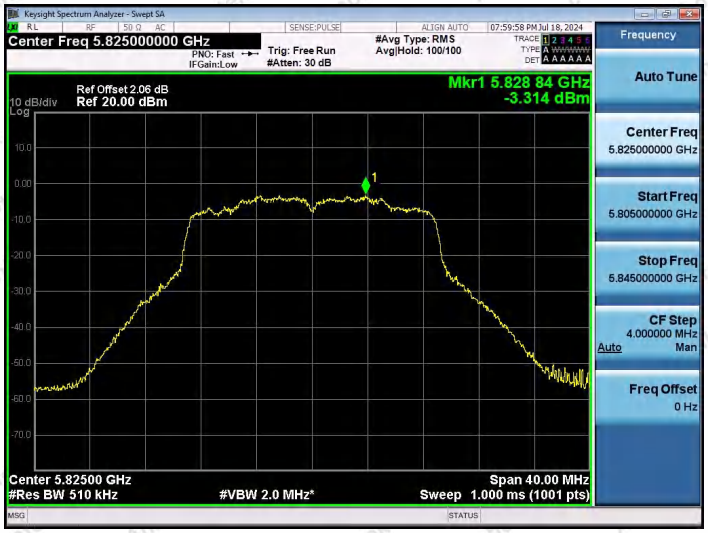

11N20SISO-Ant1-5825-PASS

11N40SISO-Ant1-5755-PASS

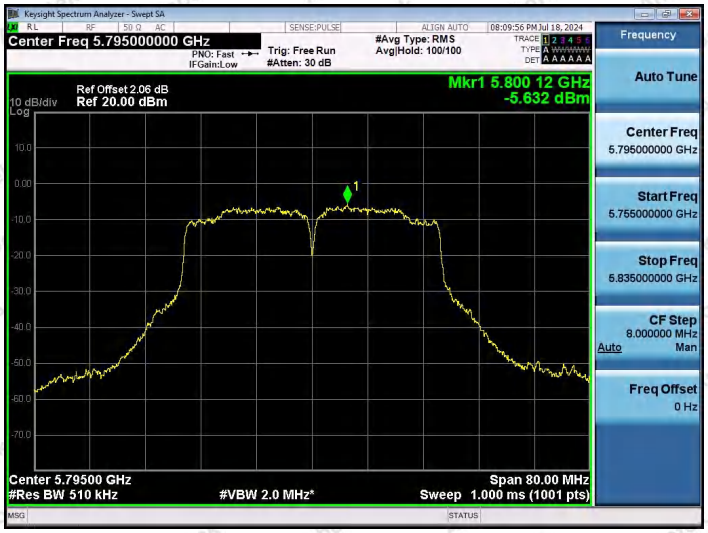

11N40SISO-Ant1-5795-PASS

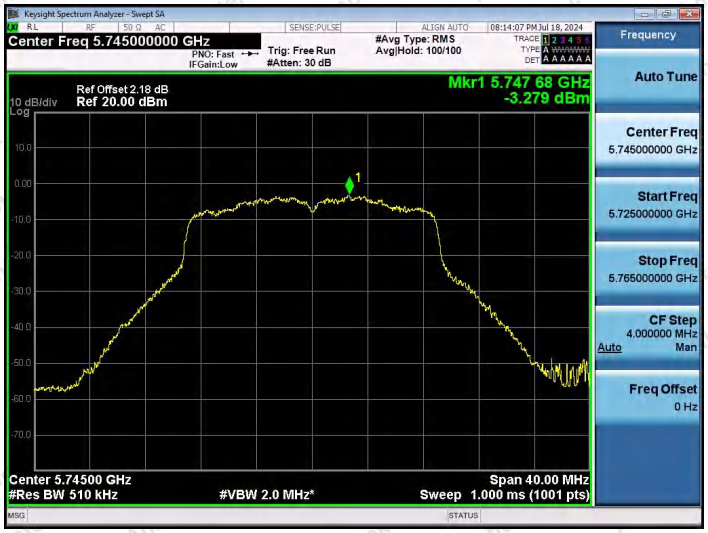

11AC20SISO-Ant1-5745-PASS

11AC20SISO-Ant1-5785-PASS

11AC20SISO-Ant1-5825-PASS

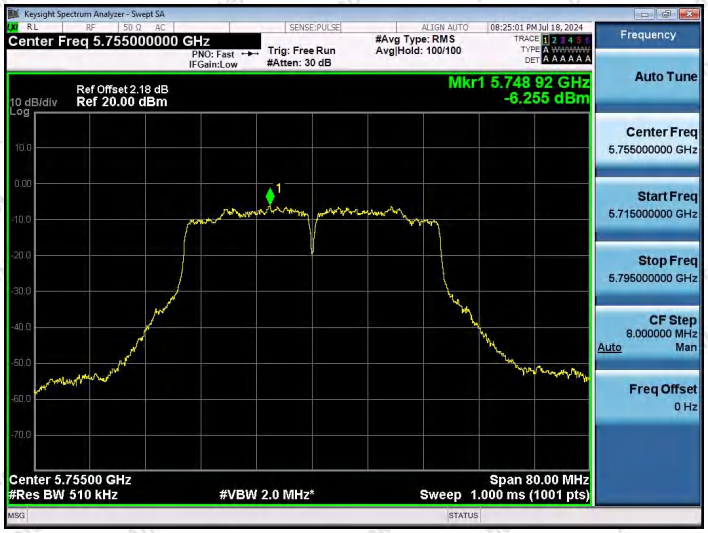

11AC40SISO-Ant1-5755-PASS

11AC40SISO-Ant1-5795-PASS

11AC80SISO-Ant1-5775-PASS

Appendix E: Band edge measurements

Test Result B1/2/3

TestMode	Antenna	ChName	Frequency[MHz]	Result[dBm]	Limit[dBm]	Verdict
11A	Ant1	Low	5180	-46.75	≤-27	PASS
11A	Ant1	High	5240	-46.6	≤-27	PASS
11A	Ant1	Low	5260	-47.64	≤-27	PASS
11A	Ant1	High	5320	-39.64	≤-27	PASS
11A	Ant1	Low	5500	-46.63	≤-27	PASS
11A	Ant1	High	5700	-37.48	≤-27	PASS
11N20SISO	Ant1	Low	5180	-47.1	≤-27	PASS
11N20SISO	Ant1	High	5240	-46.84	≤-27	PASS
11N20SISO	Ant1	Low	5260	-47.98	≤-27	PASS
11N20SISO	Ant1	High	5320	-39.52	≤-27	PASS
11N20SISO	Ant1	Low	5500	-44.8	≤-27	PASS
11N20SISO	Ant1	High	5700	-37	≤-27	PASS
11N40SISO	Ant1	Low	5190	-45.22	≤-27	PASS
11N40SISO	Ant1	High	5230	-47.44	≤-27	PASS
11N40SISO	Ant1	Low	5270	-48	≤-27	PASS
11N40SISO	Ant1	High	5310	-41.47	≤-27	PASS
11N40SISO	Ant1	Low	5510	-43.18	≤-27	PASS
11N40SISO	Ant1	High	5670	-45.52	≤-27	PASS
11AC20SISO	Ant1	Low	5180	-46.91	≤-27	PASS
11AC20SISO	Ant1	High	5240	-47.16	≤-27	PASS
11AC20SISO	Ant1	Low	5260	-48.1	≤-27	PASS
11AC20SISO	Ant1	High	5320	-38.24	≤-27	PASS
11AC20SISO	Ant1	Low	5500	-45.7	≤-27	PASS
11AC20SISO	Ant1	High	5700	-37.78	≤-27	PASS
11AC40SISO	Ant1	Low	5190	-45.56	≤-27	PASS
11AC40SISO	Ant1	High	5230	-46.8	≤-27	PASS
11AC40SISO	Ant1	Low	5270	-47.69	≤-27	PASS
11AC40SISO	Ant1	High	5310	-40.83	≤-27	PASS
11AC40SISO	Ant1	Low	5510	-43.41	≤-27	PASS
11AC40SISO	Ant1	High	5670	-45.66	≤-27	PASS
11AC80SISO	Ant1	Low	5210	-41.67	≤-27	PASS
11AC80SISO	Ant1	High	5210	-47.16	≤-27	PASS
11AC80SISO	Ant1	Low	5290	-47.25	≤-27	PASS
11AC80SISO	Ant1	High	5290	-39.62	≤-27	PASS
11AC80SISO	Ant1	Low	5530	-40.35	≤-27	PASS
11AC80SISO	Ant1	High	5610	-44.35	≤-27	PASS

Note: The margin is at least greater than the antenna gain plus the cable loss plus 3.01.

Test Result B4

TestMode	Antenna	ChName	Frequency [MHz]	FreqRange [MHz]	Result [dBm]	Limit [dBm]	Verdict
11A	Ant1	Low	5745	5720~5725	-44.27	≤16.34	PASS
11A	Ant1	Low	5745	5700~5720	-44.21	≤12.47	PASS
11A	Ant1	Low	5745	5650~5700	-49.15	≤-26.70	PASS
11A	Ant1	Low	5745	5760~5650	-49.06	≤-27	PASS
11A	Ant1	High	5825	5850~5855	-38.47	≤15.73	PASS
11A	Ant1	High	5825	5855~5875	-38.32	≤15.50	PASS
11A	Ant1	High	5825	5875~5925	-48.31	≤-26.81	PASS
11A	Ant1	High	5825	5925~5935	-47.18	≤-27	PASS
11N20SISO	Ant1	Low	5745	5720~5725	-36.69	≤16.34	PASS
11N20SISO	Ant1	Low	5745	5700~5720	-39.01	≤15.14	PASS
11N20SISO	Ant1	Low	5745	5650~5700	-48.84	≤-26.79	PASS
11N20SISO	Ant1	Low	5745	5760~5650	-49.34	≤-27	PASS
11N20SISO	Ant1	High	5825	5850~5855	-39.05	≤16.03	PASS
11N20SISO	Ant1	High	5825	5855~5875	-41.41	≤12.93	PASS
11N20SISO	Ant1	High	5825	5875~5925	-47.94	≤-26.21	PASS
11N20SISO	Ant1	High	5825	5925~5935	-47.63	≤-27	PASS
11N40SISO	Ant1	Low	5755	5720~5725	-30.23	≤17.58	PASS
11N40SISO	Ant1	Low	5755	5700~5720	-28.81	≤15.20	PASS
11N40SISO	Ant1	Low	5755	5650~5700	-49.48	≤-26.30	PASS
11N40SISO	Ant1	Low	5755	5780~5650	-49.84	≤-27	PASS
11N40SISO	Ant1	High	5795	5850~5855	-47.11	≤15.66	PASS
11N40SISO	Ant1	High	5795	5855~5875	-46.72	≤10.57	PASS
11N40SISO	Ant1	High	5795	5875~5925	-47.96	≤-26.71	PASS
11N40SISO	Ant1	High	5795	5925~5935	-47.63	≤-27	PASS
11AC20SISO	Ant1	Low	5745	5720~5725	-44.06	≤17.13	PASS
11AC20SISO	Ant1	Low	5745	5700~5720	-45.84	≤10.60	PASS
11AC20SISO	Ant1	Low	5745	5650~5700	-49.23	≤-26.27	PASS
11AC20SISO	Ant1	Low	5745	5760~5650	-48.49	≤-27	PASS
11AC20SISO	Ant1	High	5825	5850~5855	-38.67	≤16.03	PASS
11AC20SISO	Ant1	High	5825	5855~5875	-39.04	≤15.58	PASS
11AC20SISO	Ant1	High	5825	5875~5925	-48.22	≤-26.91	PASS
11AC20SISO	Ant1	High	5825	5925~5935	-47.48	≤-27	PASS
11AC40SISO	Ant1	Low	5755	5720~5725	-37.4	≤15.74	PASS
11AC40SISO	Ant1	Low	5755	5700~5720	-37.81	≤15.58	PASS
11AC40SISO	Ant1	Low	5755	5650~5700	-48.94	≤-25.51	PASS
11AC40SISO	Ant1	Low	5755	5780~5650	-49.35	≤-27	PASS
11AC40SISO	Ant1	High	5795	5850~5855	-46.47	≤16.03	PASS
11AC40SISO	Ant1	High	5795	5855~5875	-46.49	≤10.66	PASS

11AC40SISO	Ant1	High	5795	5875~5925	-47.53	≤-26.71	PASS
11AC40SISO	Ant1	High	5795	5925~5935	-47.86	≤-27	PASS
11AC80SISO	Ant1	Low	5775	5720~5725	-41.59	≤17.06	PASS
11AC80SISO	Ant1	Low	5775	5700~5720	-43.89	≤10.57	PASS
11AC80SISO	Ant1	Low	5775	5650~5700	-48.64	≤-25.88	PASS
11AC80SISO	Ant1	Low	5775	5800~5650	-49.19	≤-27	PASS
11AC80SISO	Ant1	High	5775	5850~5855	-40.28	≤16.26	PASS
11AC80SISO	Ant1	High	5775	5855~5875	-43.76	≤10.66	PASS
11AC80SISO	Ant1	High	5775	5875~5925	-48.05	≤-26.73	PASS
11AC80SISO	Ant1	High	5775	5925~5935	-46.86	≤-27	PASS

Note: The margin is at least greater than the antenna gain plus the cable loss.

Test Graphs B1/2/3

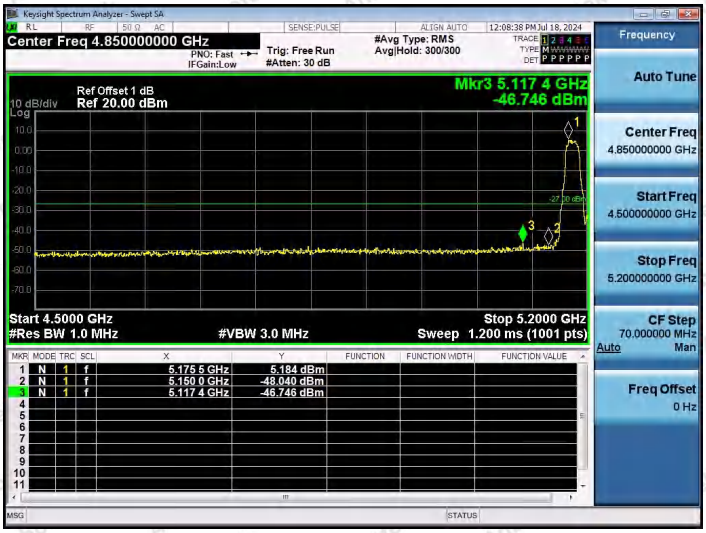

11A-Ant1-5180-PASS

11A-Ant1-5240-PASS

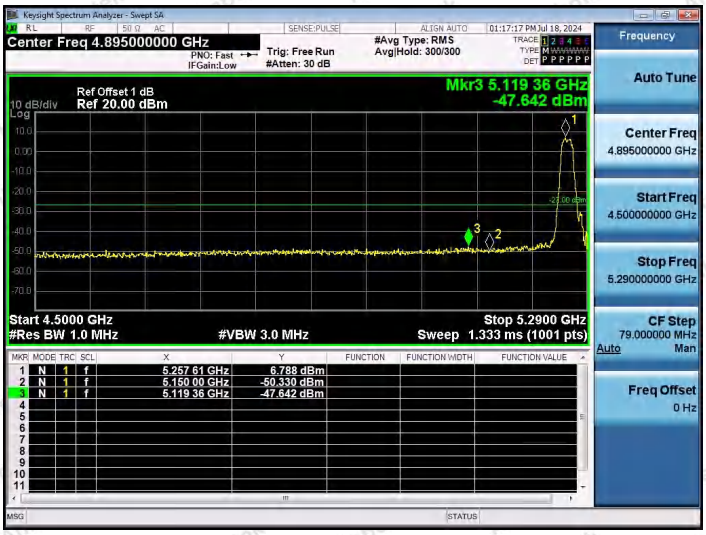

11A-Ant1-5260-PASS

11A-Ant1-5320-PASS

11A-Ant1-5500-PASS

11A-Ant1-5700-PASS

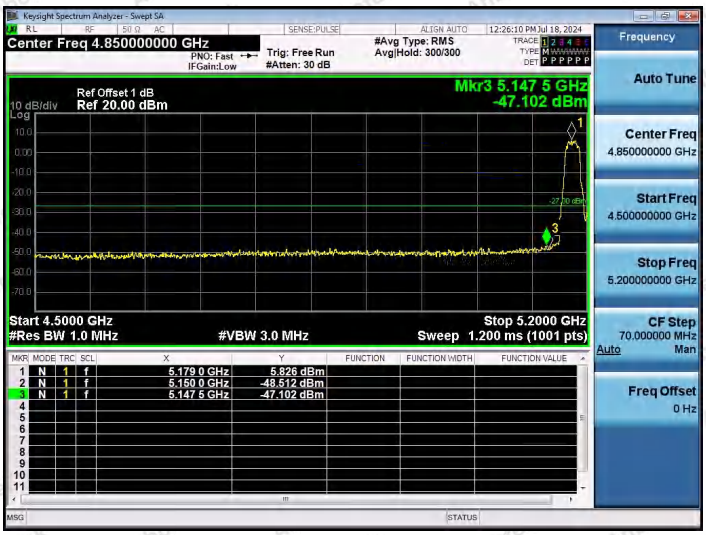

11N20SISO-Ant1-5180-PASS

11N20SISO-Ant1-5240-PASS

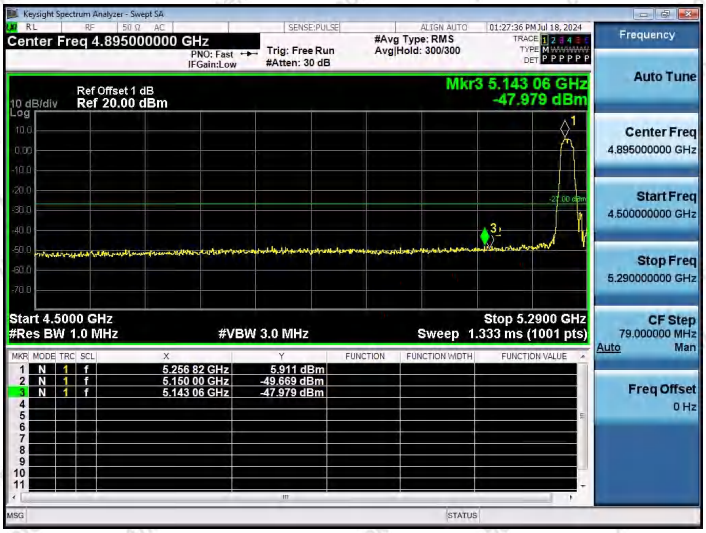

11N20SISO-Ant1-5260-PASS

11N20SISO-Ant1-5320-PASS

11N20SISO-Ant1-5500-PASS

11N20SISO-Ant1-5700-PASS

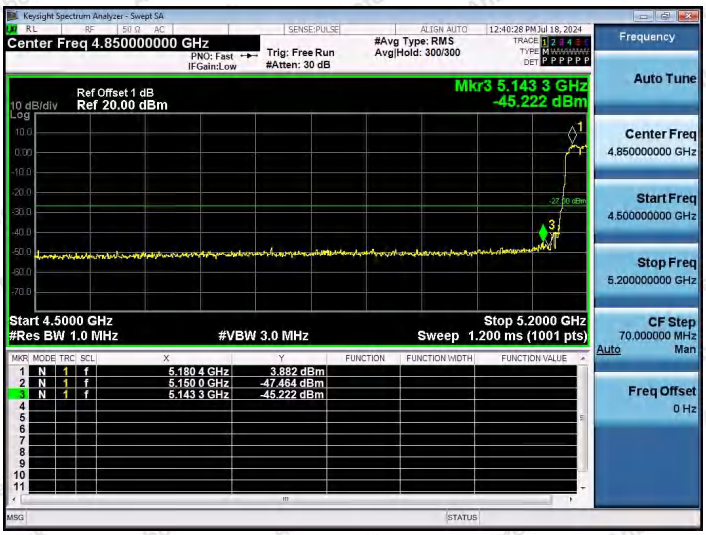

11N40SISO-Ant1-5190-PASS

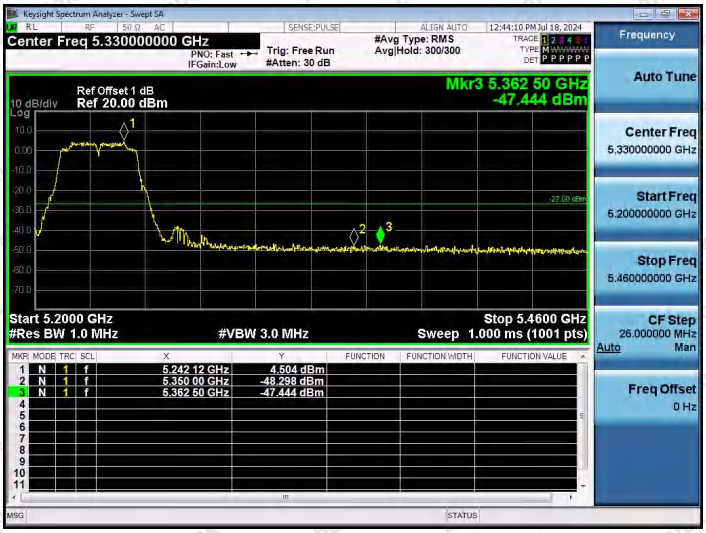

11N40SISO-Ant1-5230-PASS

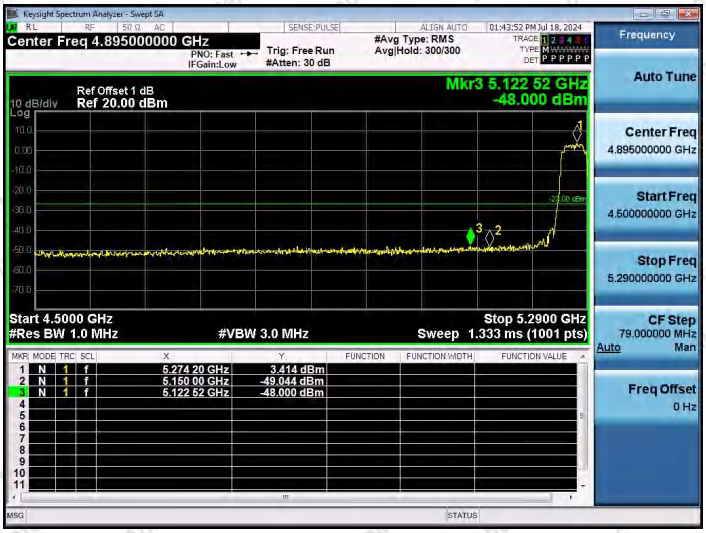

11N40SISO-Ant1-5270-PASS

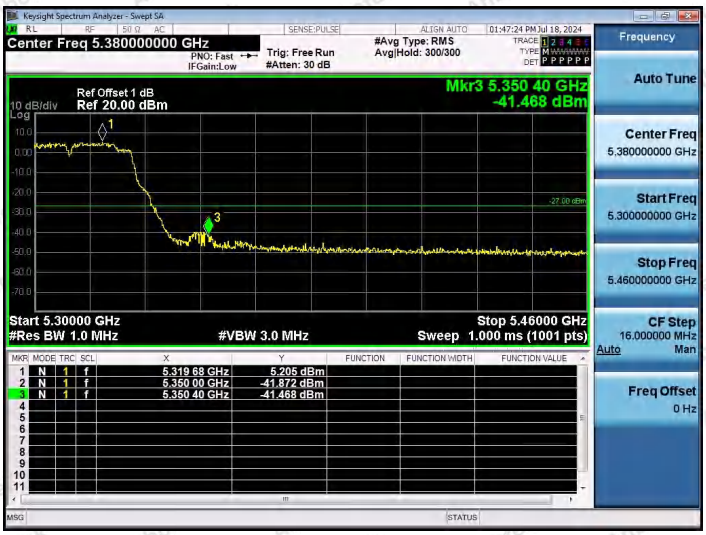

11N40SISO-Ant1-5310-PASS

11N40SISO-Ant1-5510-PASS

11N40SISO-Ant1-5670-PASS

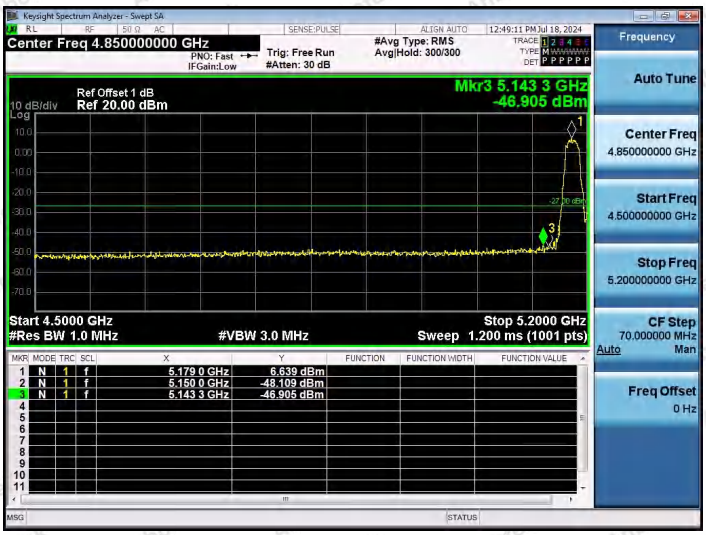

11AC20SISO-Ant1-5180-PASS

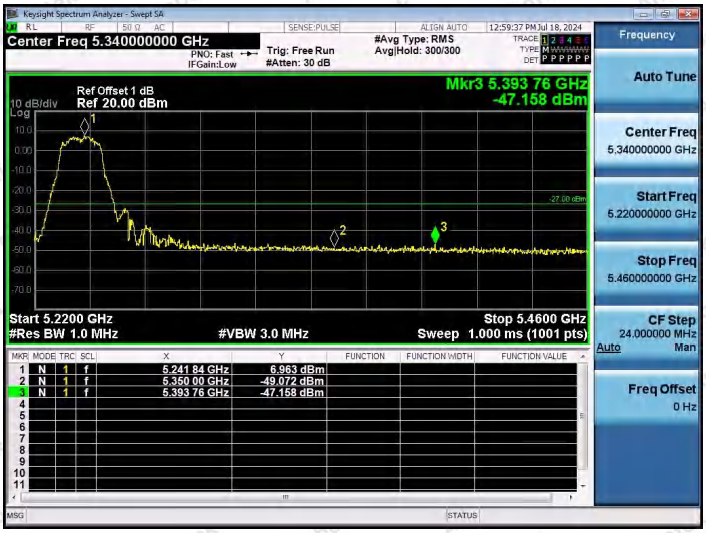

11AC20SISO-Ant1-5240-PASS

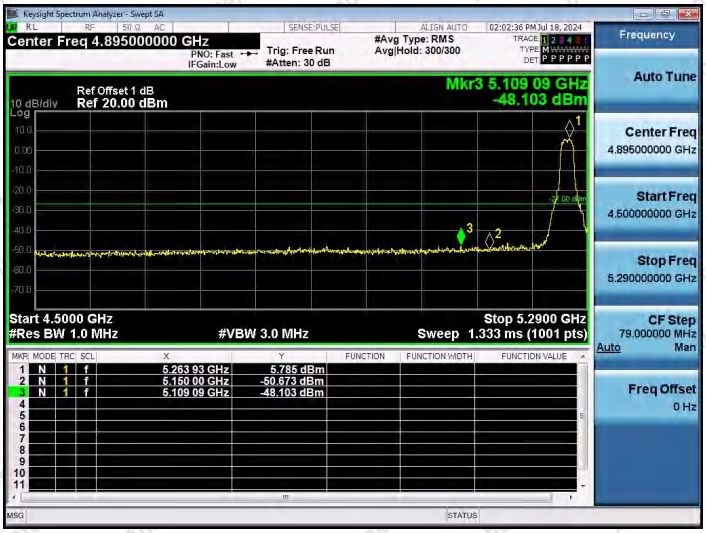

11AC20SISO-Ant1-5260-PASS

11AC20SISO-Ant1-5320-PASS

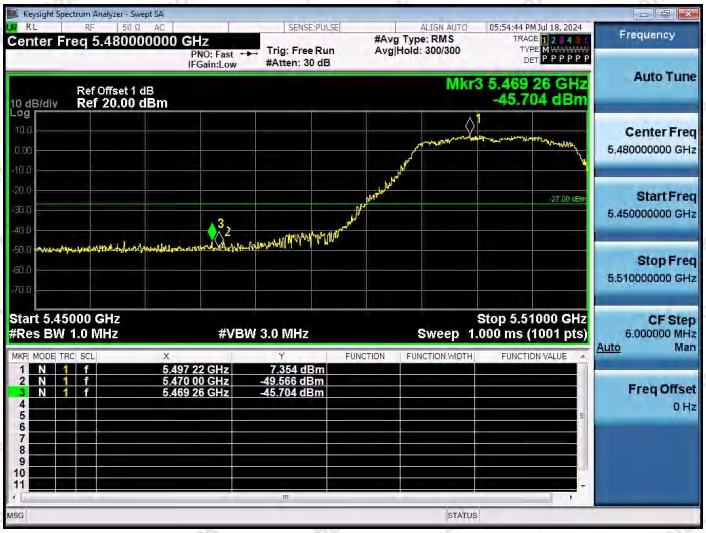

11AC20SISO-Ant1-5500-PASS

11AC20SISO-Ant1-5700-PASS

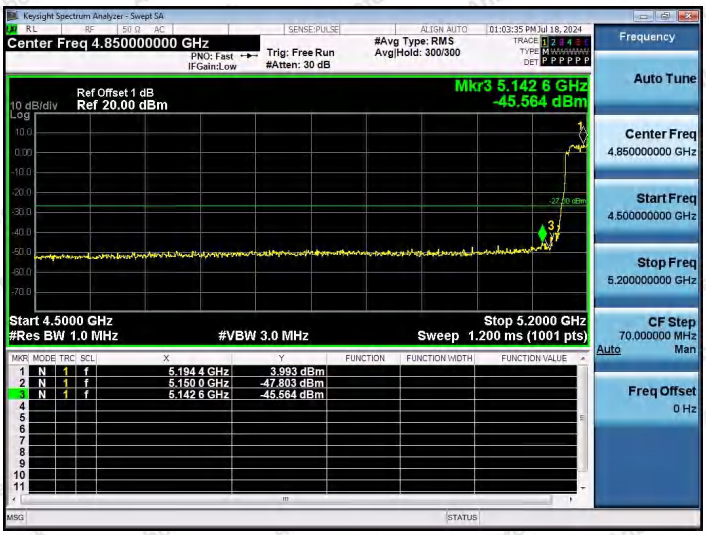

11AC40SISO-Ant1-5190-PASS

11AC40SISO-Ant1-5230-PASS

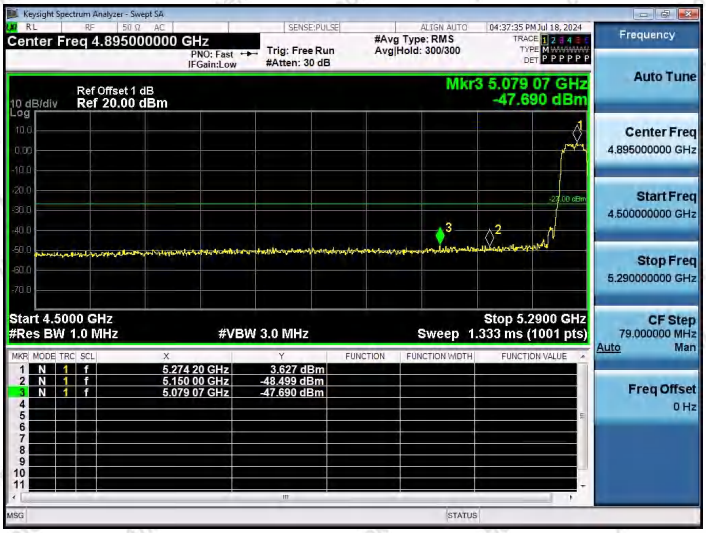

11AC40SISO-Ant1-5270-PASS

11AC40SISO-Ant1-5310-PASS

11AC40SISO-Ant1-5510-PASS

11AC40SISO-Ant1-5670-PASS

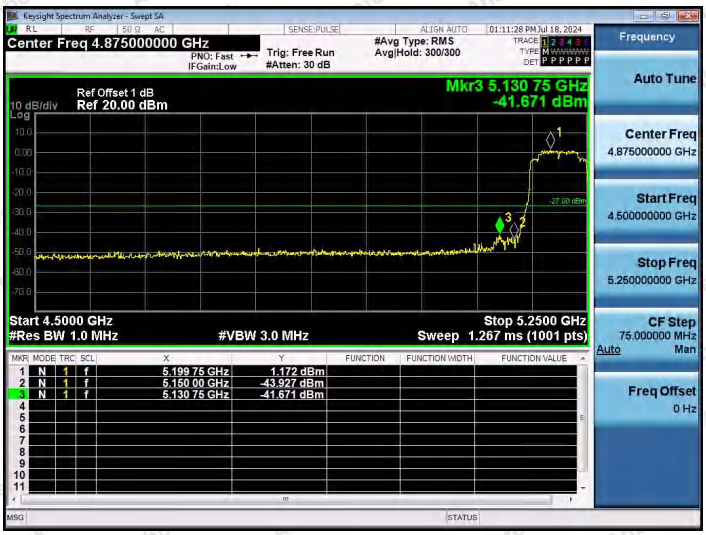

11AC80SISO-Ant1-5210-PASS

11AC80SISO-Ant1-5210-PASS

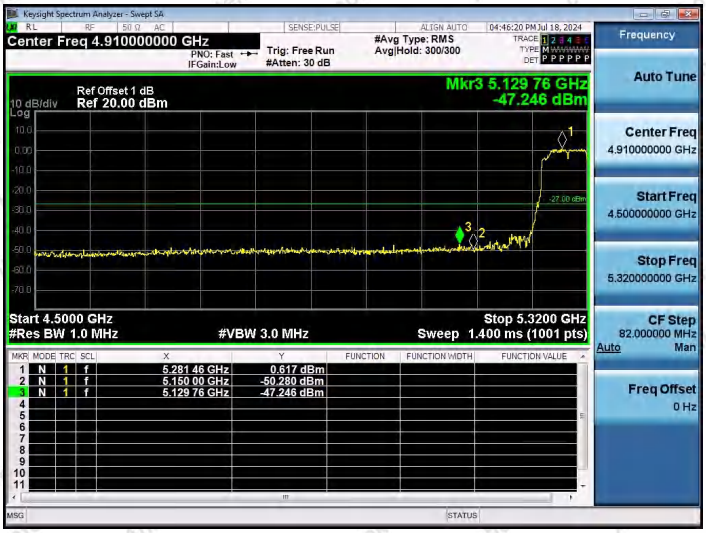

11AC80SISO-Ant1-5290-PASS

11AC80SISO-Ant1-5290-PASS

11AC80SISO-Ant1-5530-PASS

11AC80SISO-Ant1-5610-PASS

Test Graphs B4

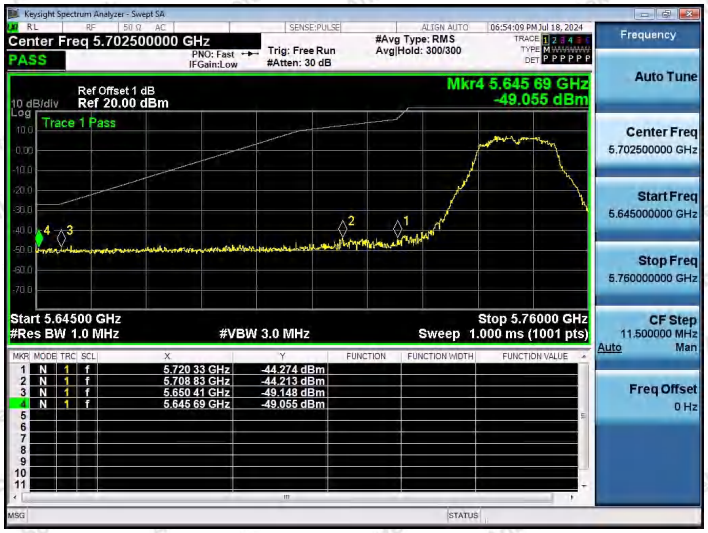

11A-Ant1-5745-PASS

11A-Ant1-5825-PASS

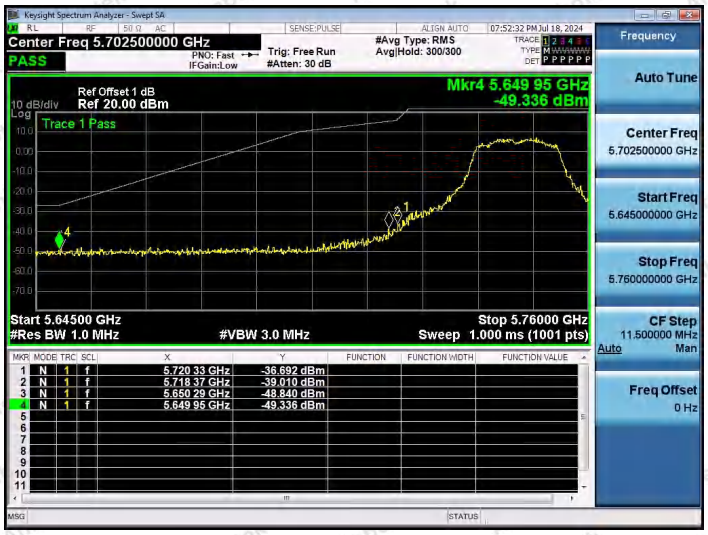

11N20SISO-Ant1-5745-PASS

11N20SISO-Ant1-5825-PASS

11N40SISO-Ant1-5755-PASS

11N40SISO-Ant1-5795-PASS

11AC20SISO-Ant1-5745-PASS

11AC20SISO-Ant1-5825-PASS

11AC40SISO-Ant1-5755-PASS

11AC40SISO-Ant1-5795-PASS

11AC80SISO-Ant1-5775-PASS

11AC80SISO-Ant1-5775-PASS

Appendix F: DFS Detection Thresholds

Test Result

TestMode	Frequency[dbm]	Radar Type	Result	Limit[dbm]	Verdict
11AC80SISO	5290	Type0	-62.79	-62.00	PASS
	5610	Type0	-63.11	-62.00	PASS

Test Graphs

11AC80SISO_5290_Type0

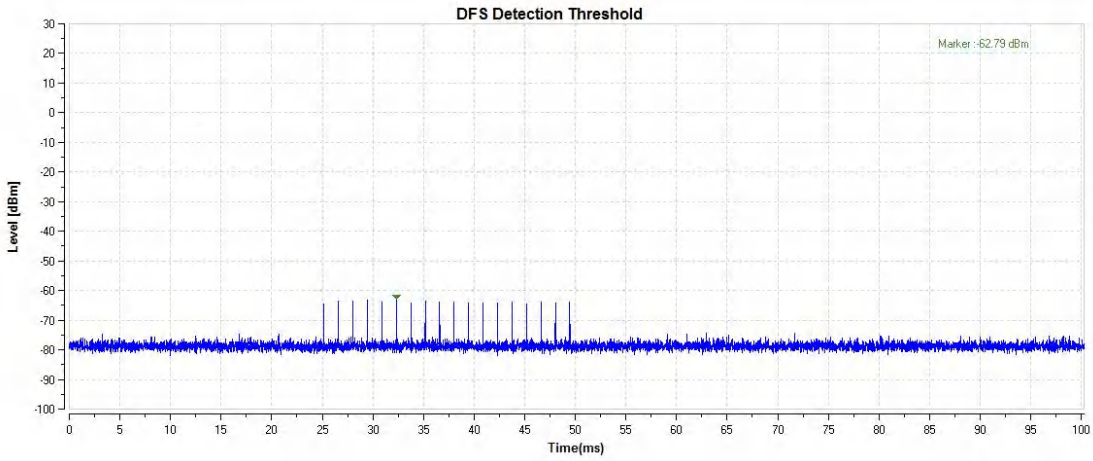

11AC80SISO_5610_Type0

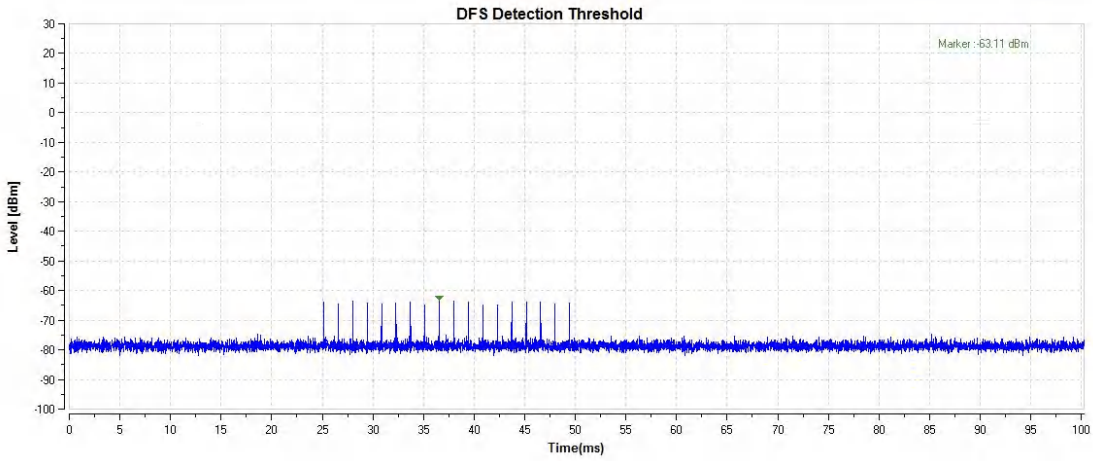

Appendix G: Channel Move Time and Channel Closing Transmission Time

Test Result

TestMode	Frequency[MHz]	CCT[ms]	Limit[ms]	CMT[ms]	Limit[ms]	Verdict
11AC80SISO	5290	200+6.5	200+60	476.8	10000	PASS
11AC80SISO	5610	200+7.8	200+60	1294.5	10000	PASS

Test Graphs

11AC80SISO_5290

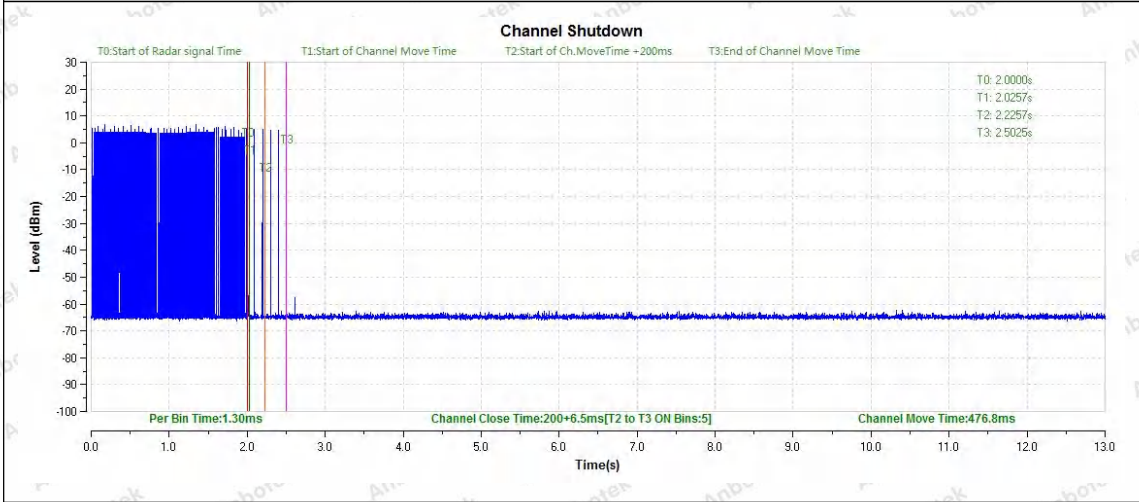

11AC80SISO_5610

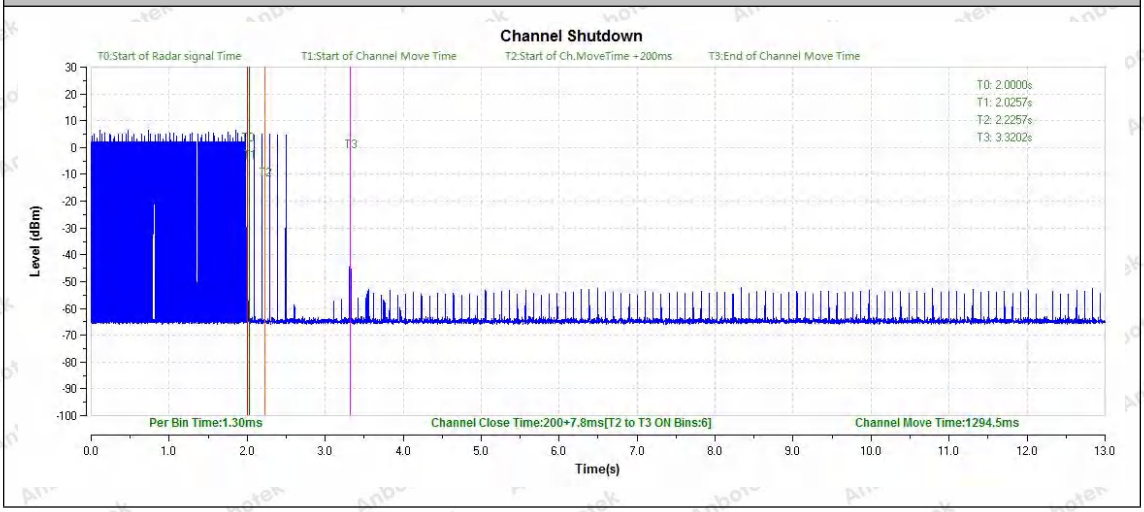

---End---