Appendix Test Data

Report No.:	182512C400329103	Test Sample No.:	1-2-2
Start Test Date:	2024.7.16	Finish Test Date:	2024.7.18
Test Engineer:	Joker Huang	Auditor:	Justin Feng
Temperature:	24.3℃	Relative Humidity:	49%
Pressure:	101kPa		

Appendix A: 6dB Bandwidth

Test Result

TestMode	Antenna	Frequency[MHz]	6dB BW [MHz]	FL[MHz]	FH[MHz]	Limit[MHz]	Verdict
11B	Ant1	2412	7.520	2408.000	2415.520	0.5	PASS
11B	Ant1	2437	8.040	2432.960	2441.000	0.5	PASS
11B	Ant1	2462	7.560	2457.960	2465.520	0.5	PASS
11G	Ant1	2412	15.120	2404.440	2419.560	0.5	PASS
11G	Ant1	2437	15.120	2429.440	2444.560	0.5	PASS
11G	Ant1	2462	15.120	2454.440	2469.560	0.5	PASS
11N20SISO	Ant1	2412	15.120	2404.440	2419.560	0.5	PASS
11N20SISO	Ant1	2437	15.120	2429.440	2444.560	0.5	PASS
11N20SISO	Ant1	2462	15.120	2454.440	2469.560	0.5	PASS
11N40SISO	Ant1	2422	30.160	2404.400	2434.560	0.5	PASS
11N40SISO	Ant1	2437	35.040	2419.480	2454.520	0.5	PASS
11N40SISO	Ant1	2452	35.040	2434.480	2469.520	0.5	PASS

Test Graphs

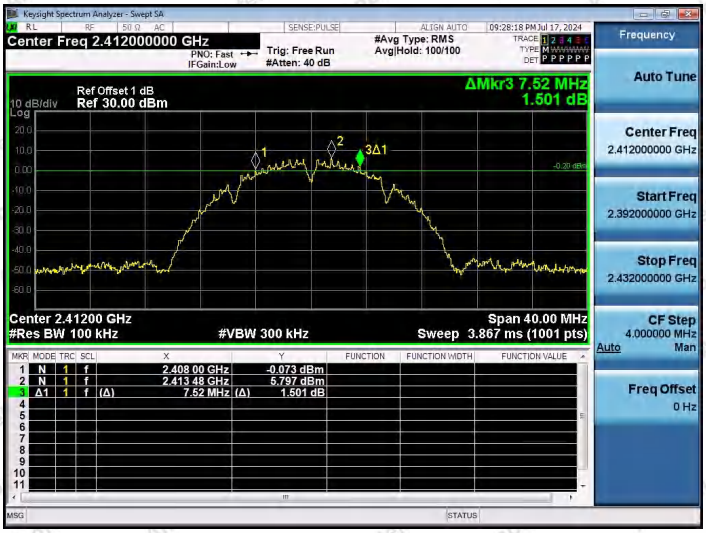

11B-Ant1-2412-PASS

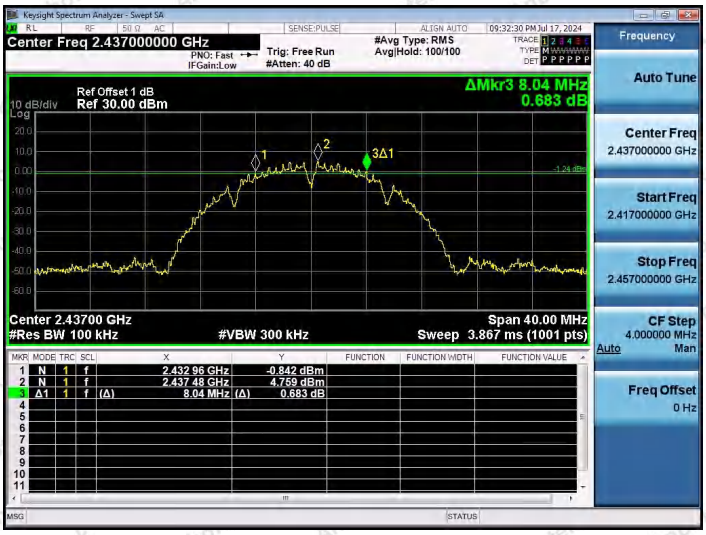

11B-Ant1-2437-PASS

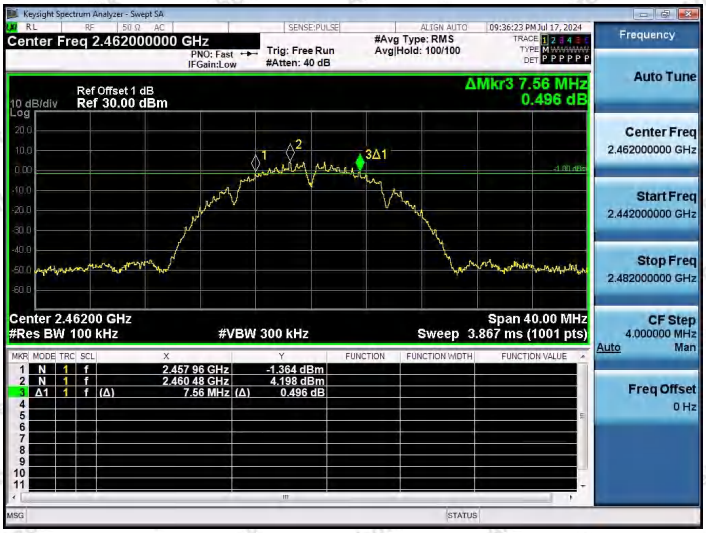

11B-Ant1-2462-PASS

11G-Ant1-2412-PASS

11G-Ant1-2437-PASS

11G-Ant1-2462-PASS

11N20MIMO-Ant1-2412-PASS

11N20MIMO-Ant1-2437-PASS

11N20MIMO-Ant1-2462-PASS

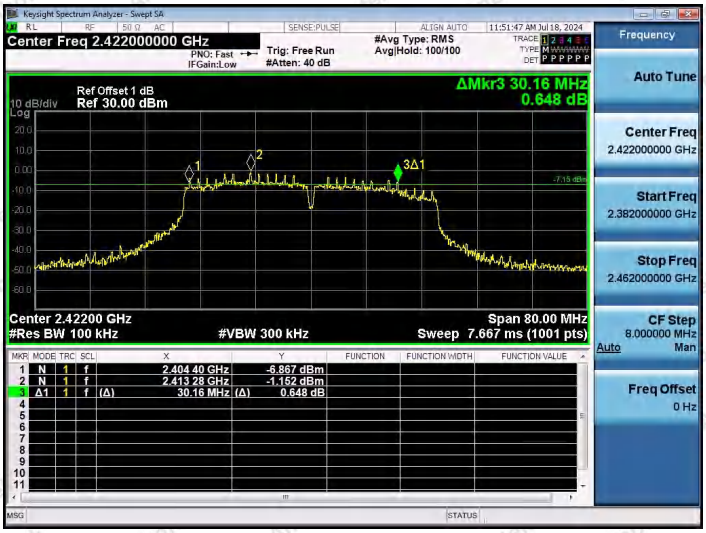

11N40MIMO-Ant1-2422-PASS

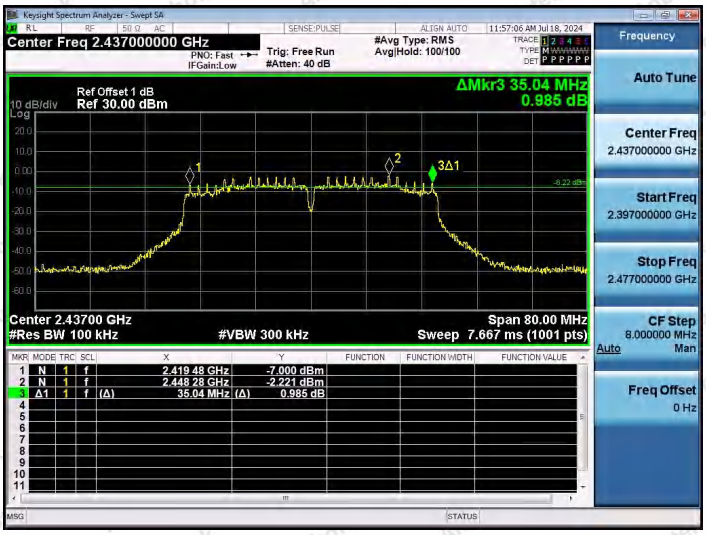

11N40MIMO-Ant1-2437-PASS

11N40MIMO-Ant1-2452-PASS

Appendix B: 99% Occupied Bandwidth

Test Result

TestMode	Antenna	Channel Frequency[MHz]	OCB [MHz]	FL[MHz]	FH[MHz]	Limit[MHz]	Verdict
11B	Ant1	2412	12.569	2405.792	2418.361	---	---
11B	Ant1	2437	12.852	2430.612	2443.464	---	---
11B	Ant1	2462	12.777	2455.512	2468.289	---	---
11G	Ant1	2412	16.905	2403.569	2420.474	---	---
11G	Ant1	2437	16.903	2428.606	2445.509	---	---
11G	Ant1	2462	16.946	2453.542	2470.488	---	---
11N20SISO	Ant1	2412	17.927	2403.070	2420.997	---	---
11N20SISO	Ant1	2437	17.905	2428.016	2445.921	---	---
11N20SISO	Ant1	2462	17.950	2453.028	2470.978	---	---
11N40SISO	Ant1	2422	35.782	2403.795	2439.577	---	---
11N40SISO	Ant1	2437	36.052	2419.108	2455.160	---	---
11N40SISO	Ant1	2452	36.014	2434.118	2470.132	---	---

Test Graphs

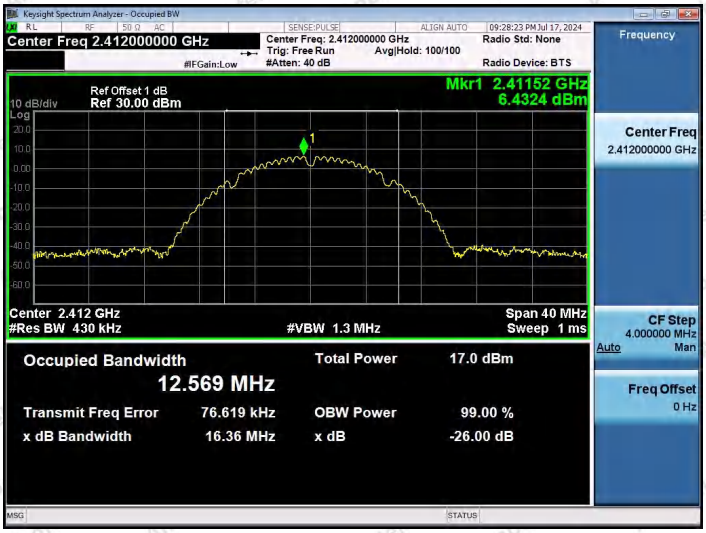

11B-Ant1-2412

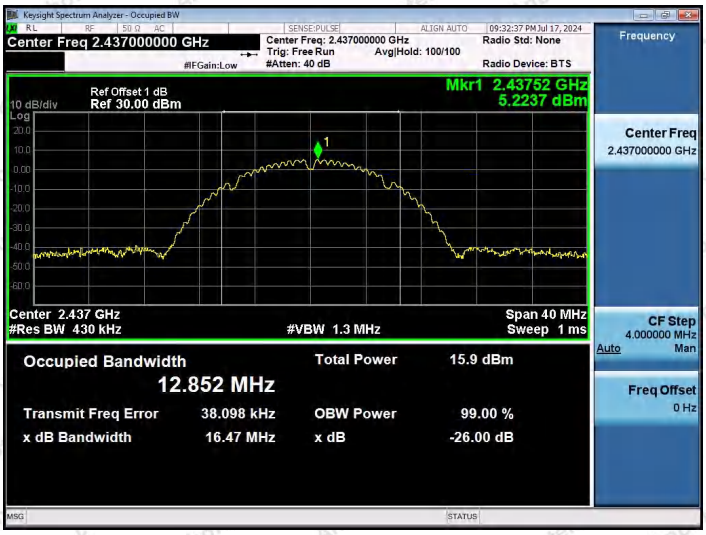

11B-Ant1-2437

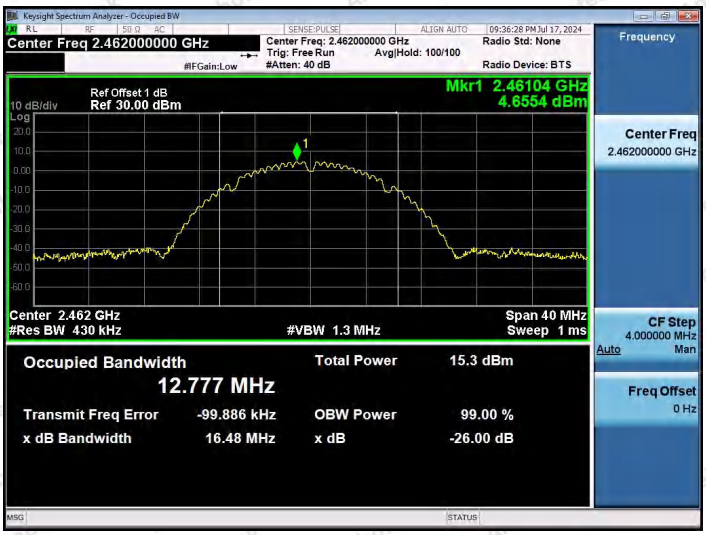

11B-Ant1-2462

11G-Ant1-2412

11G-Ant1-2437

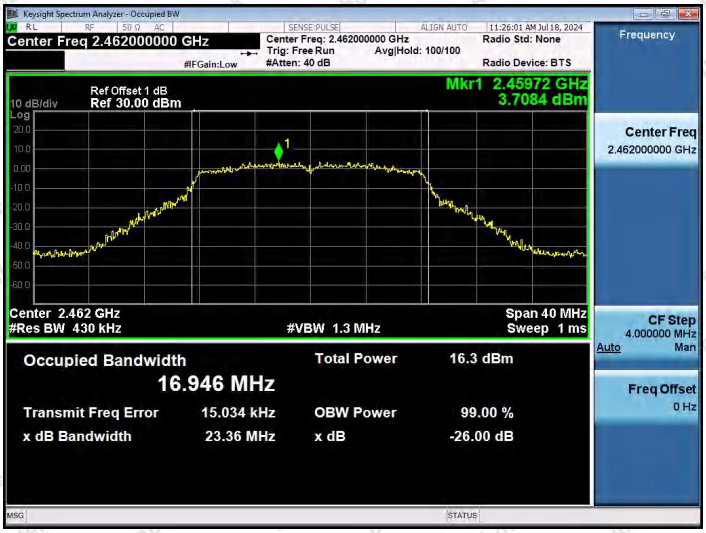

11G-Ant1-2462

11N20MIMO-Ant1-2412

11N20MIMO-Ant1-2437

11N20MIMO-Ant1-2462

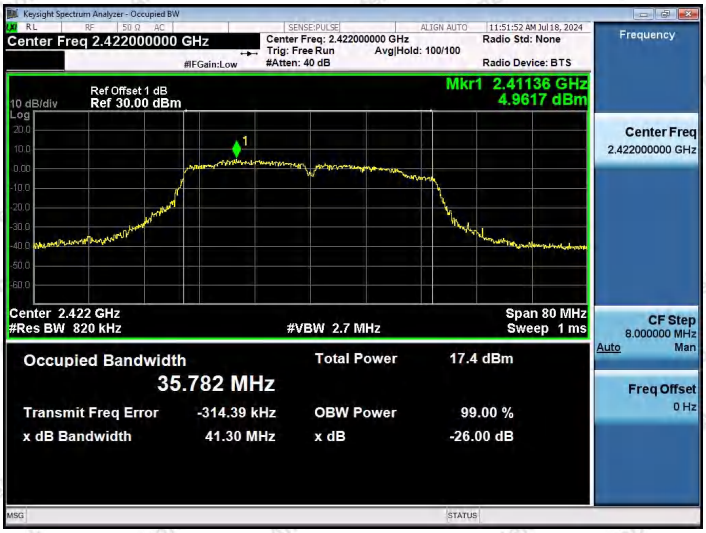

11N40MIMO-Ant1-2422

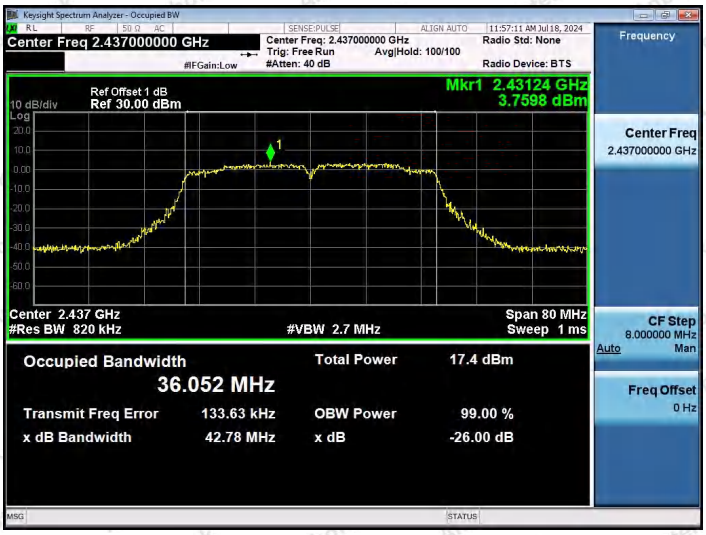

11N40MIMO-Ant1-2437

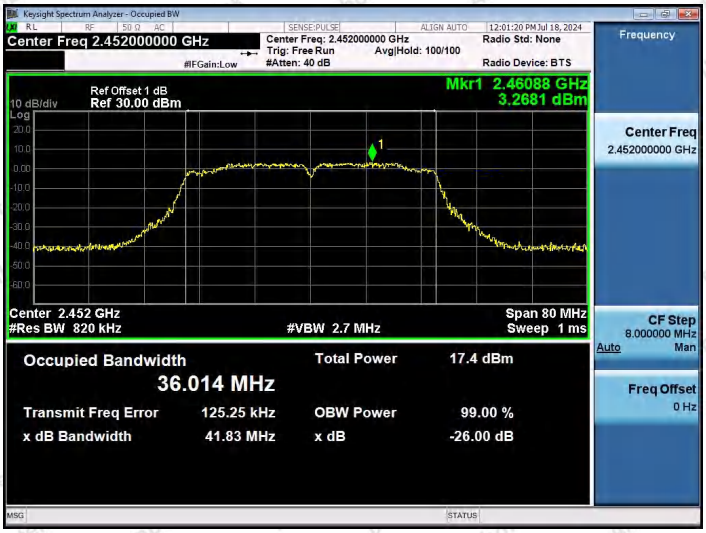

11N40MIMO-Ant1-2452

Appendix C: Maximum conducted output power

Test Result Average

Test Mode	Antenna	Frequency [MHz]	Average power [dBm]	Duty Cycle [%]	DC Factor [dBm]	Result [dBm]	Limit [dBm]	Verdict
11B	Ant1	2412	15.48	93.95	0.27	15.75	≤30.00	PASS
11B	Ant1	2437	14.38	94.16	0.26	14.64	≤30.00	PASS
11B	Ant1	2462	13.84	93.95	0.27	14.11	≤30.00	PASS
11G	Ant1	2412	14.82	73.68	1.33	**16.15**	≤30.00	PASS
11G	Ant1	2437	14.63	75.00	1.25	15.88	≤30.00	PASS
11G	Ant1	2462	14.55	75.00	1.25	15.80	≤30.00	PASS
11N20SISO	Ant1	2412	14.81	78.26	1.06	15.87	≤30.00	PASS
11N20SISO	Ant1	2437	14.49	77.27	1.12	15.61	≤30.00	PASS
11N20SISO	Ant1	2462	14.53	78.26	1.06	15.59	≤30.00	PASS
11N40SISO	Ant1	2422	15.01	78.26	1.06	16.07	≤30.00	PASS
11N40SISO	Ant1	2437	15.07	78.26	1.06	16.13	≤30.00	PASS
11N40SISO	Ant1	2452	15.03	78.26	1.06	16.09	≤30.00	PASS

Note：The Duty Cycle Factor(10*log(1/D)) and cable loss are compensated in the graph.

Test Graphs Average

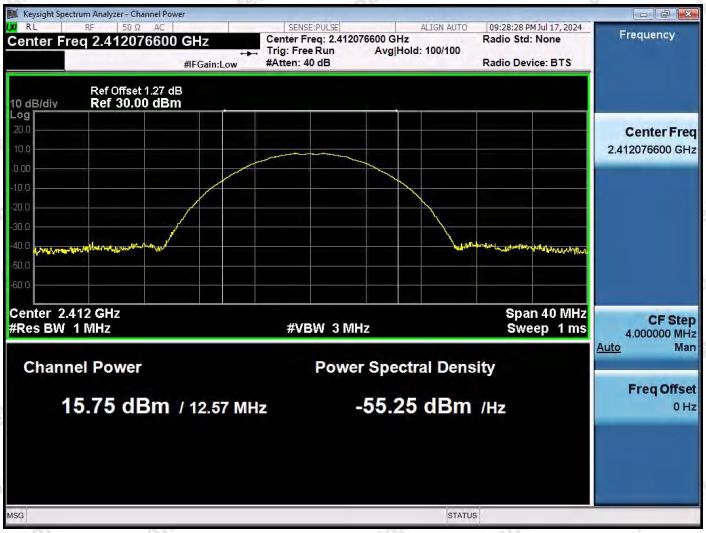

11B-Ant1-2412-PASS

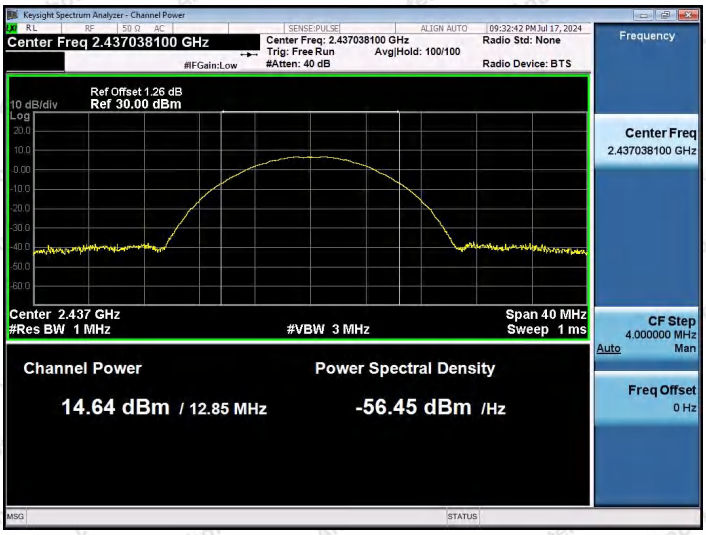

11B-Ant1-2437-PASS

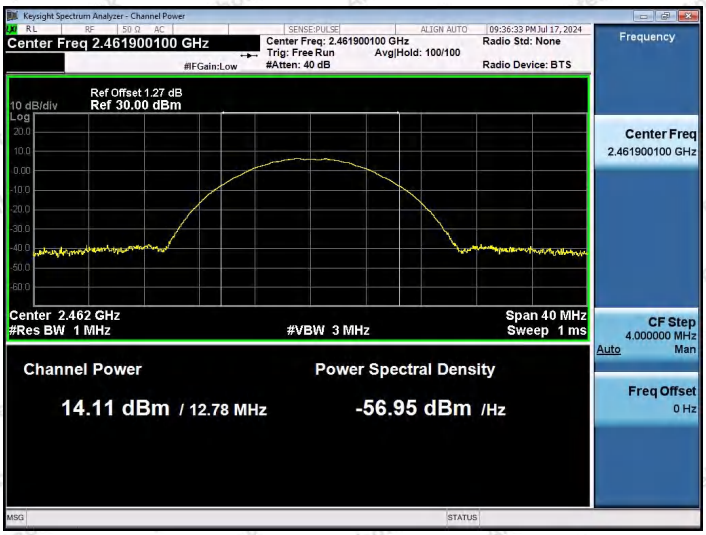

11B-Ant1-2462-PASS

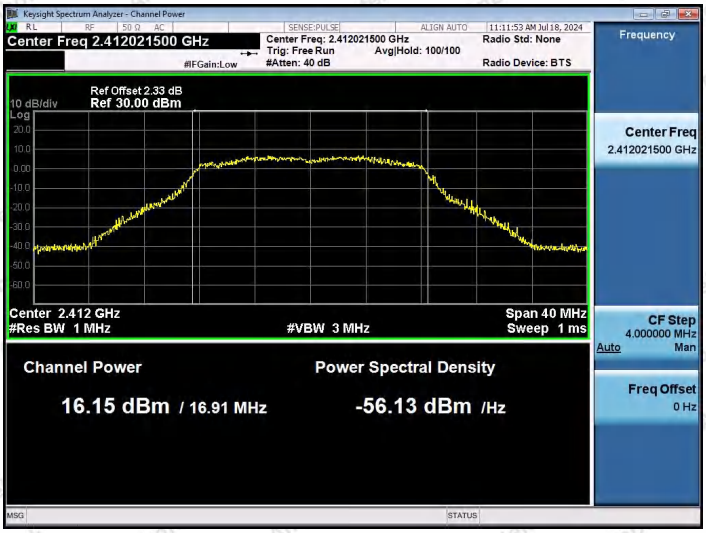

11G-Ant1-2412-PASS

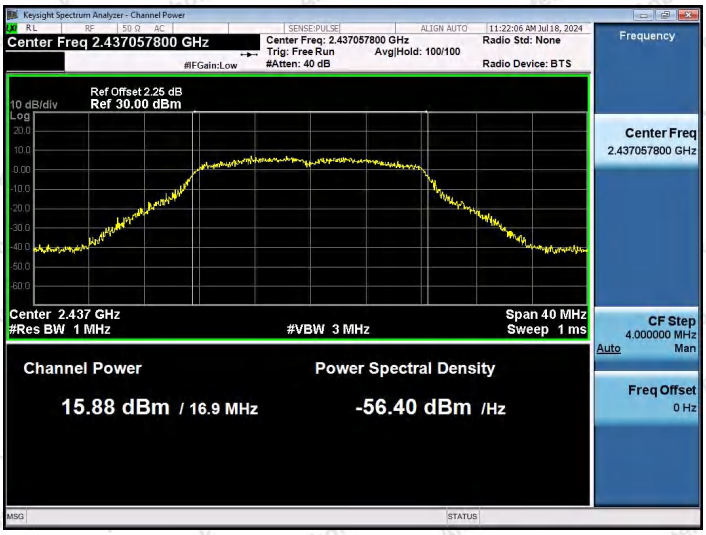

11G-Ant1-2437-PASS

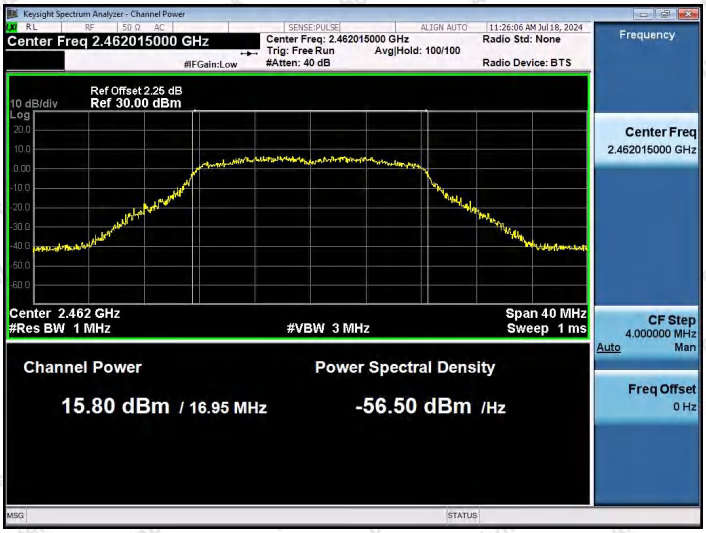

11G-Ant1-2462-PASS

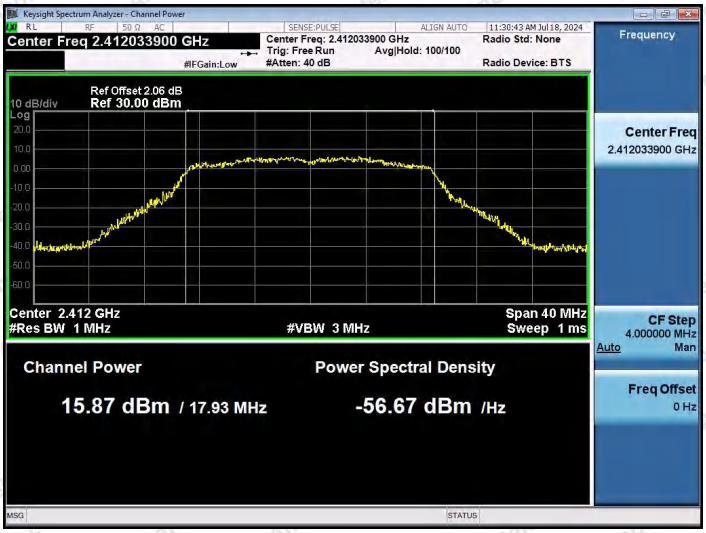

11N20MIMO-Ant1-2412-PASS

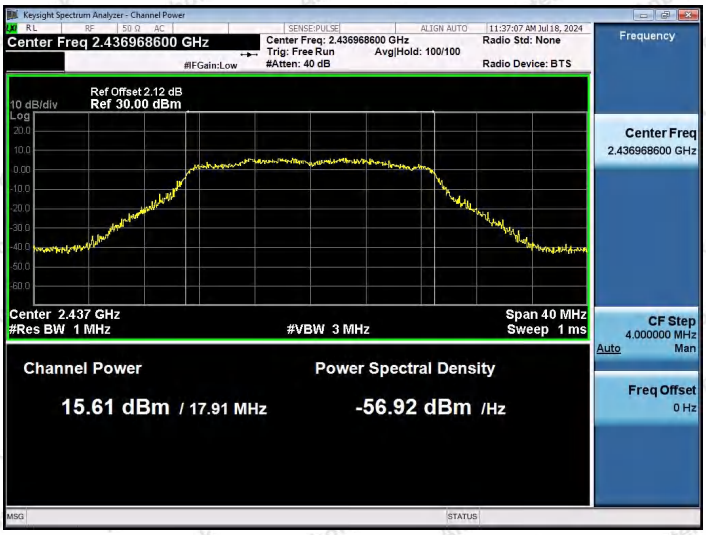

11N20MIMO-Ant1-2437-PASS

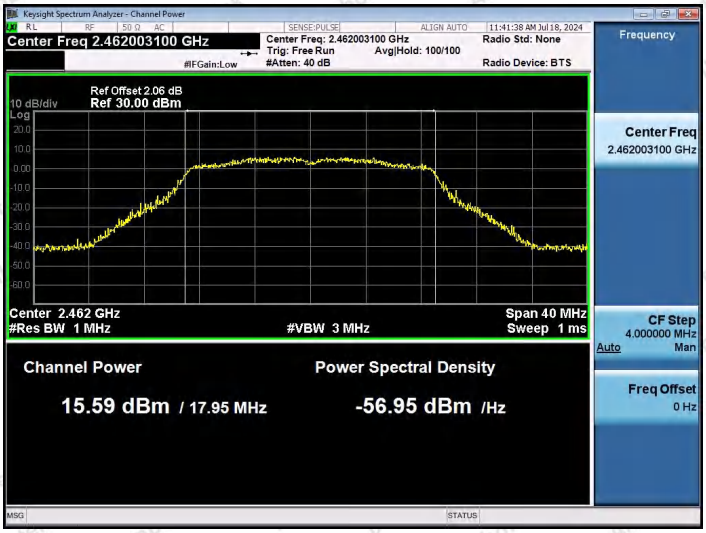

11N20MIMO-Ant1-2462-PASS

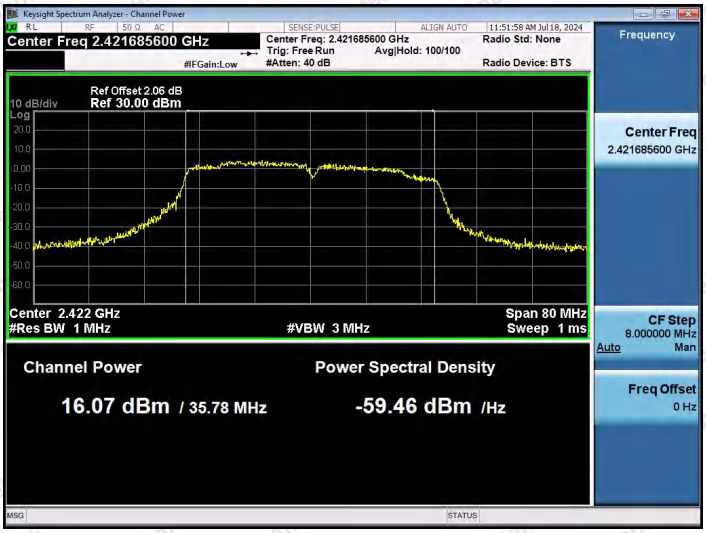

11N40MIMO-Ant1-2422-PASS

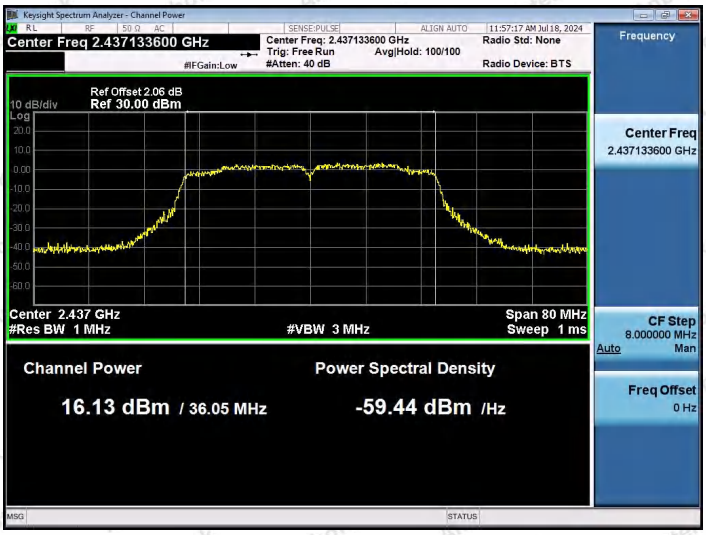

11N40MIMO-Ant1-2437-PASS

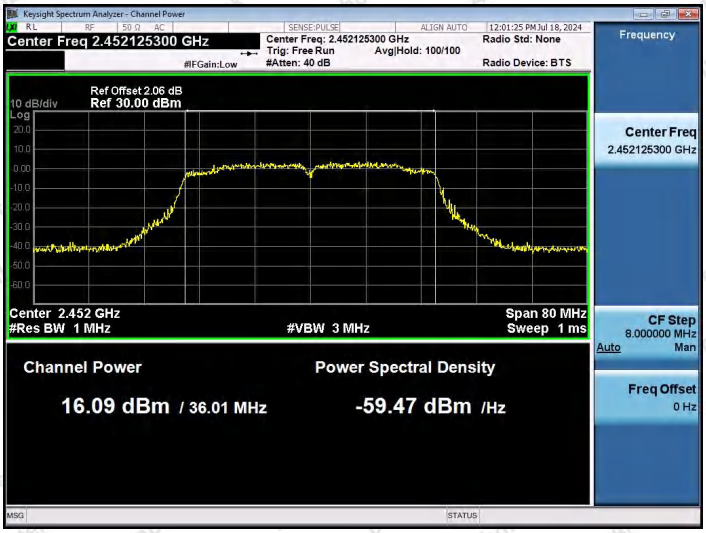

11N40MIMO-Ant1-2452-PASS

Appendix D: Maximum power spectral density

Test Result

TestMode	Antenna	Frequency[MHz]	Result [dBm/30kHz]	Result [dBm/3kHz]	Limit [dBm/3kHz]	Verdict
11B	Ant1	2412	-7.07	-17.07	≤8.00	PASS
11B	Ant1	2437	-8.42	-18.42	≤8.00	PASS
11B	Ant1	2462	-8.63	-18.63	≤8.00	PASS
11G	Ant1	2412	-10.43	-20.43	≤8.00	PASS
11G	Ant1	2437	-11.13	-21.13	≤8.00	PASS
11G	Ant1	2462	-10.47	-20.47	≤8.00	PASS
11N20SISO	Ant1	2412	-10.55	-20.55	≤8.00	PASS
11N20SISO	Ant1	2437	-10.40	-20.40	≤8.00	PASS
11N20SISO	Ant1	2462	-11.10	-21.10	≤8.00	PASS
11N40SISO	Ant1	2422	-13.45	-23.45	≤8.00	PASS
11N40SISO	Ant1	2437	-13.21	-23.21	≤8.00	PASS
11N40SISO	Ant1	2452	-13.43	-23.43	≤8.00	PASS

Note:

1. The Duty Cycle Factor(10*log(1/D)) and cable loss are compensated in the graph.
2. PSD(dBm/3kHz)= PSD(dBm/30kHz)- (10*log(30/3))

Test Graphs

11B-Ant1-2412-PASS

11B-Ant1-2437-PASS

11B-Ant1-2462-PASS

11G-Ant1-2412-PASS

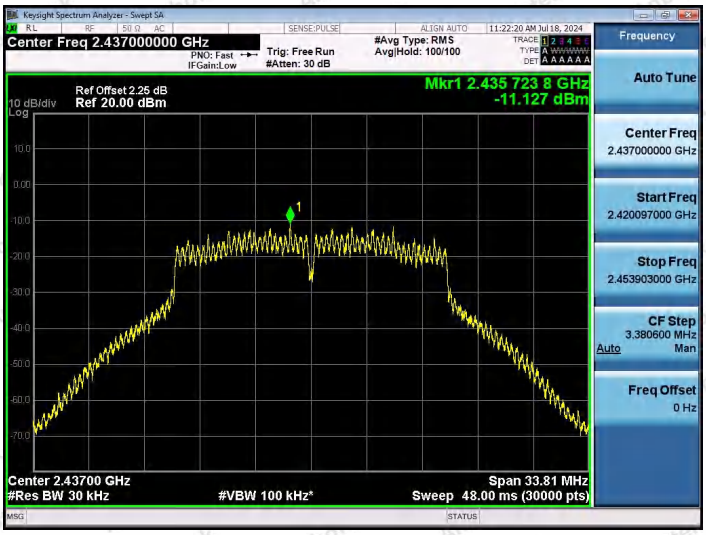

11G-Ant1-2437-PASS

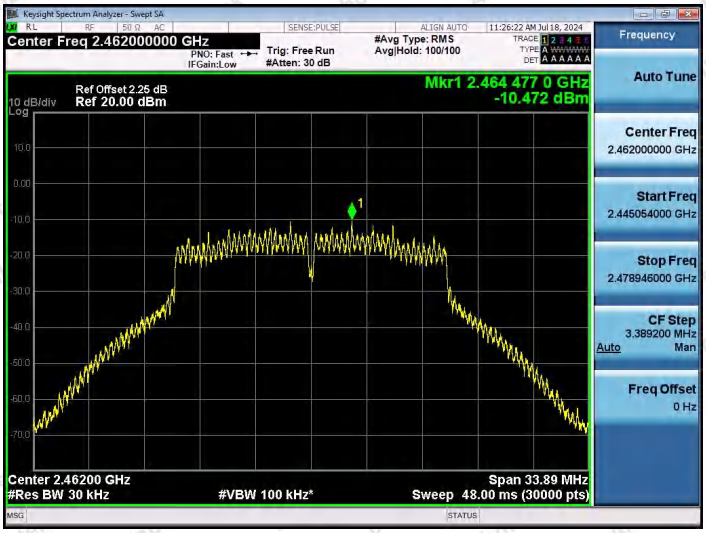

11G-Ant1-2462-PASS

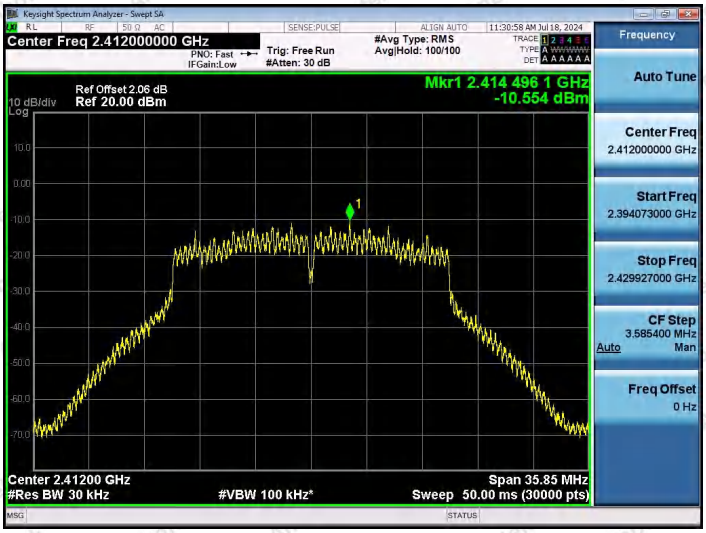

11N20MIMO-Ant1-2412-PASS

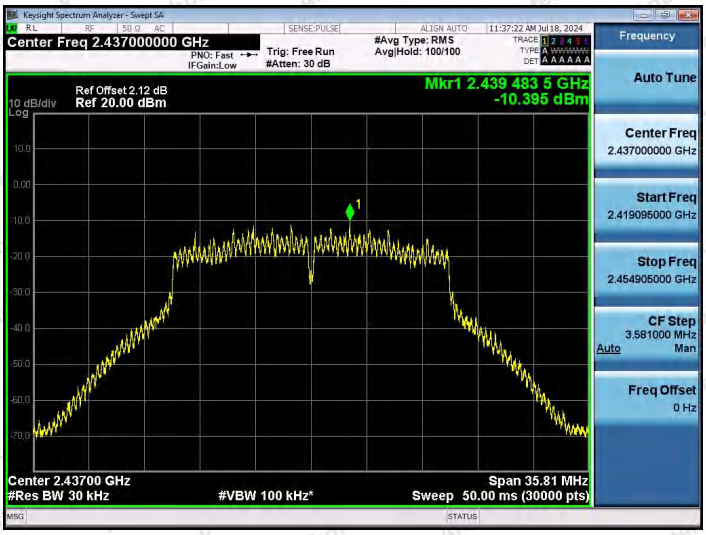

11N20MIMO-Ant1-2437-PASS

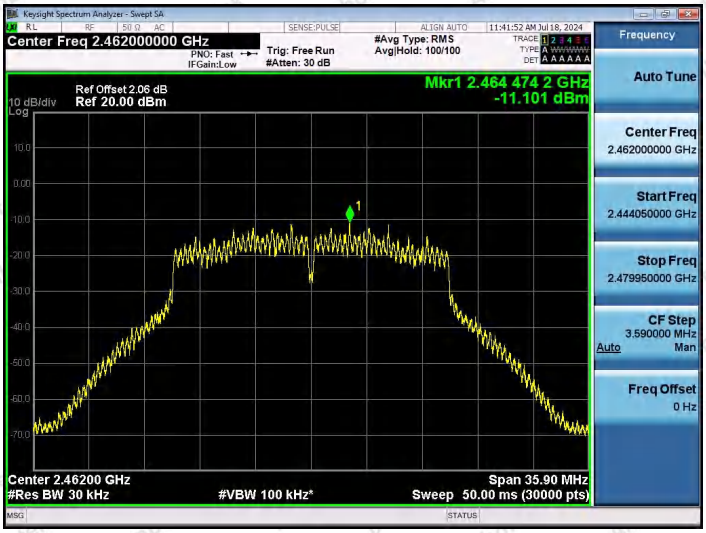

11N20MIMO-Ant1-2462-PASS

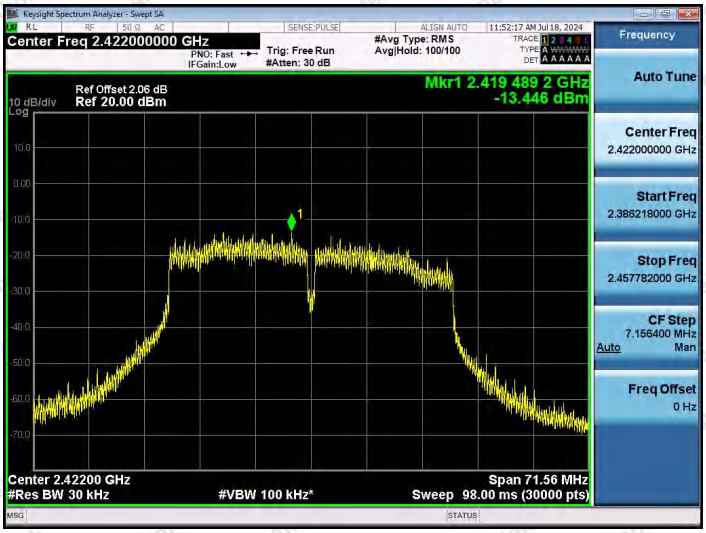

11N40MIMO-Ant1-2422-PASS

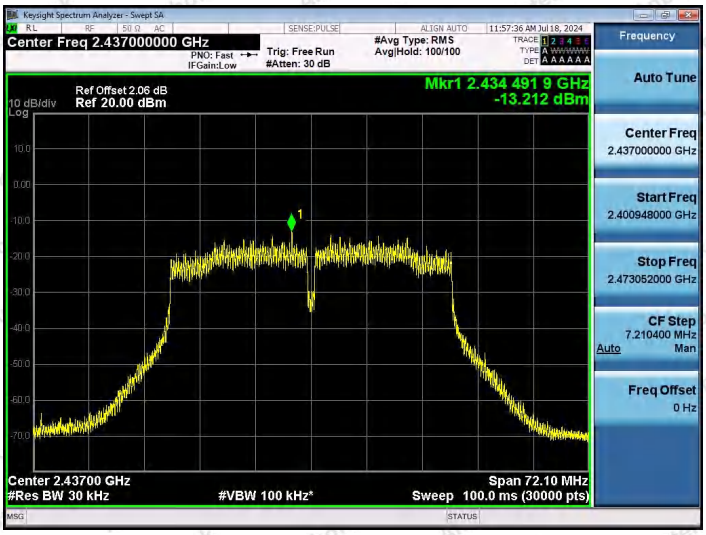

11N40MIMO-Ant1-2437-PASS

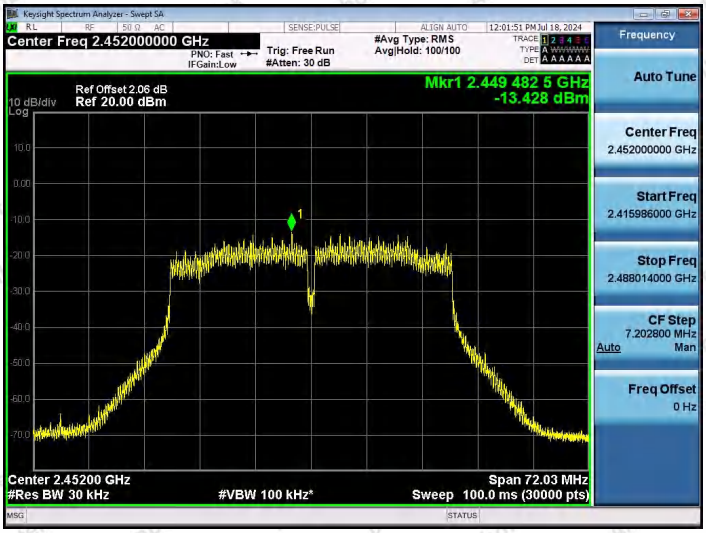

11N40MIMO-Ant1-2452-PASS

Appendix E: Conducted Band edge

Test Result

TestMode	Antenna	ChName	Frequency [MHz]	RefLevel[dBm]	Result[dBm]	Limit[dBm]	Verdict
11B	Ant1	Low	2412	5.56	-46.56	≤-24.44	PASS
11B	Ant1	High	2462	3.63	-56.09	≤-26.37	PASS
11G	Ant1	Low	2412	0.90	-29.51	≤-29.1	PASS
11G	Ant1	High	2462	0.71	-56.26	≤-29.29	PASS
11N20SISO	Ant1	Low	2412	0.75	-29.26	≤-29.25	PASS
11N20SISO	Ant1	High	2462	0.52	-54.93	≤-29.48	PASS
11N40SISO	Ant1	Low	2422	-1.53	-32.28	≤-31.53	PASS
11N40SISO	Ant1	High	2452	-2.23	-54.47	≤-32.23	PASS

Test Graphs

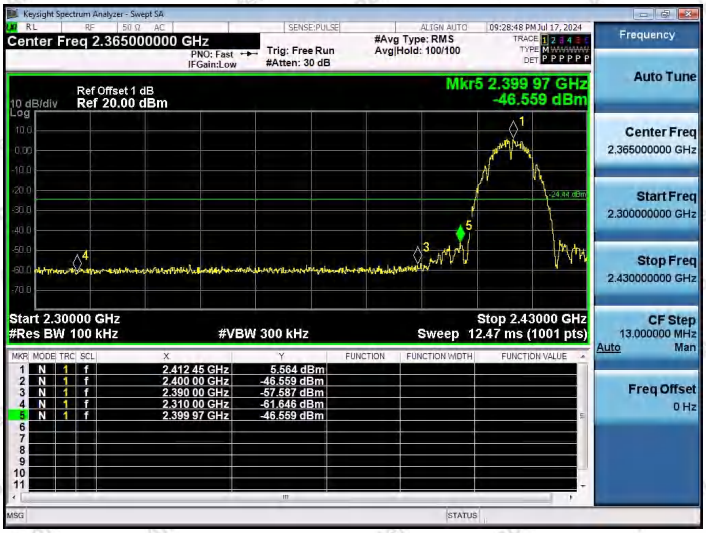

11B-Ant1-2412-PASS

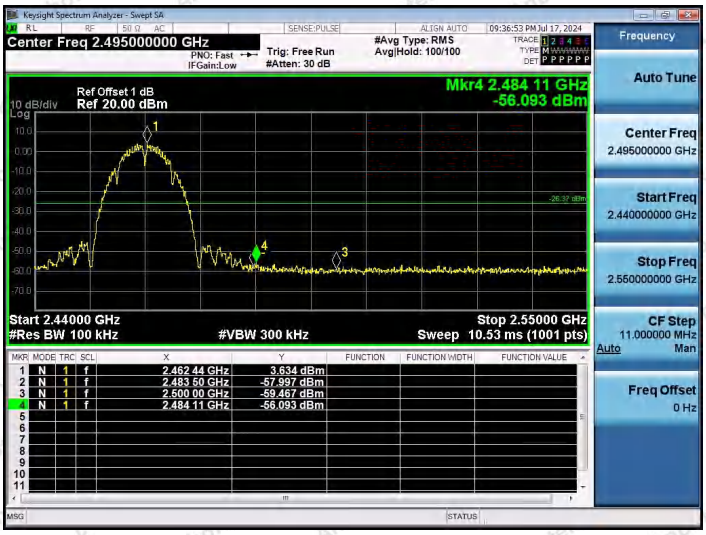

11B-Ant1-2462-PASS

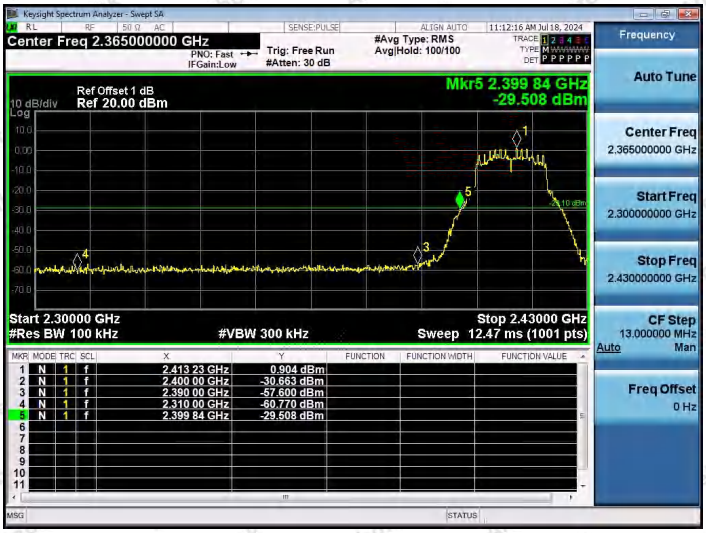

11G-Ant1-2412-PASS

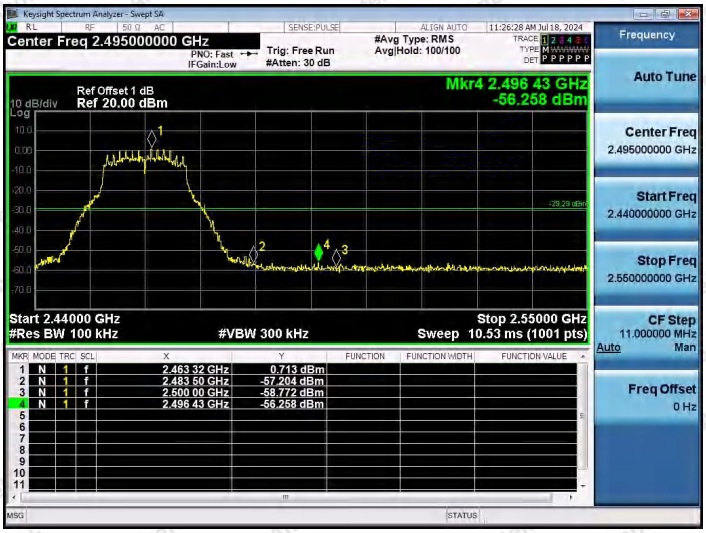

11G-Ant1-2462-PASS

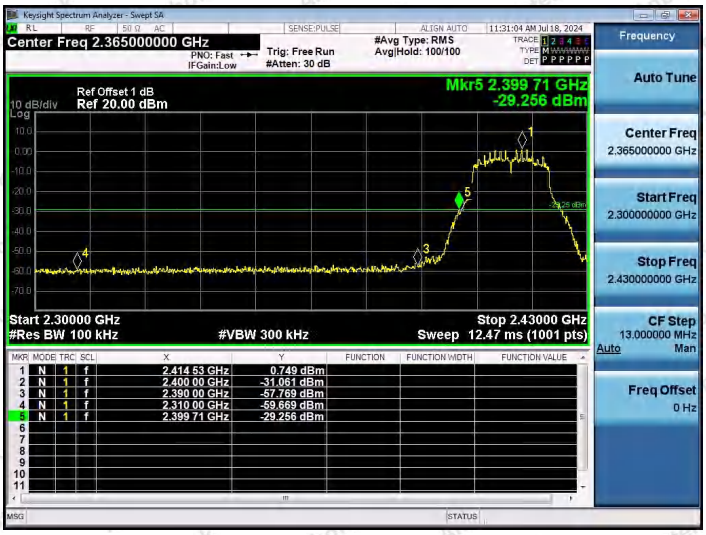

11N20MIMO-Ant1-2412-PASS

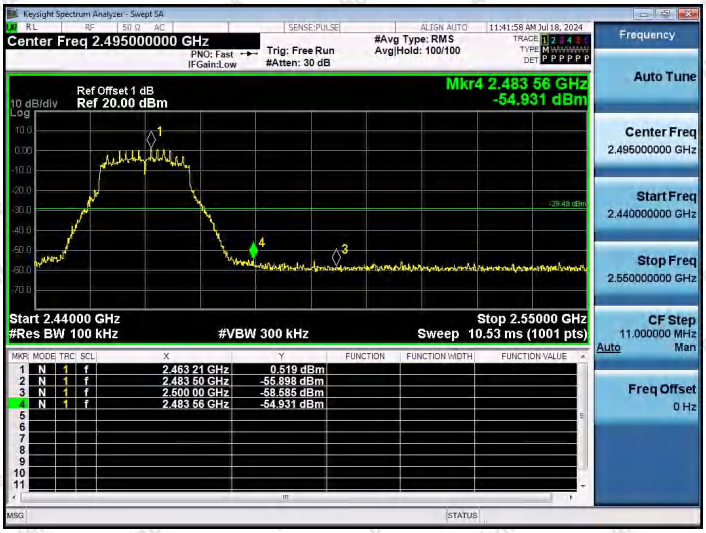

11N20MIMO-Ant1-2462-PASS

11N40MIMO-Ant1-2422-PASS

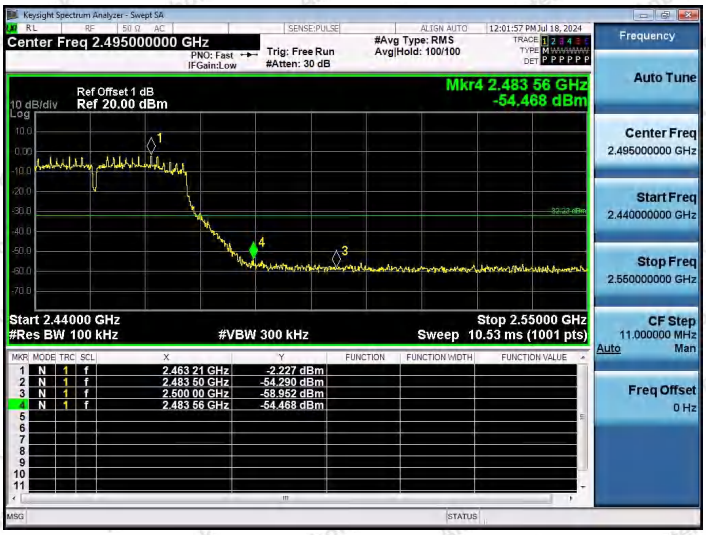

11N40MIMO-Ant1-2452-PASS

Appendix F: Conducted Spurious Emission

Test Result

TestMode	Antenna	Frequency[MHz]	FreqRange [Mhz]	RefLevel [dBm]	Result [dBm]	Limit [dBm]	Verdict
11B	Ant1	2412	0~Reference	5.47	5.47	---	PASS
11B	Ant1	2412	30~1000	5.47	-68.13	≤-24.53	PASS
11B	Ant1	2412	1000~26500	5.47	-46.42	≤-24.53	PASS
11B	Ant1	2437	0~Reference	3.48	3.48	---	PASS
11B	Ant1	2437	30~1000	3.48	-68.76	≤-26.52	PASS
11B	Ant1	2437	1000~26500	3.48	-47.77	≤-26.52	PASS
11B	Ant1	2462	0~Reference	3.02	3.02	---	PASS
11B	Ant1	2462	30~1000	3.02	-68.67	≤-26.98	PASS
11B	Ant1	2462	1000~26500	3.02	-47.24	≤-26.98	PASS
11G	Ant1	2412	0~Reference	0.09	0.09	---	PASS
11G	Ant1	2412	30~1000	0.09	-68.53	≤-29.91	PASS
11G	Ant1	2412	1000~26500	0.09	-53.53	≤-29.91	PASS
11G	Ant1	2437	0~Reference	-0.46	-0.46	---	PASS
11G	Ant1	2437	30~1000	-0.46	-67.85	≤-30.46	PASS
11G	Ant1	2437	1000~26500	-0.46	-53.51	≤-30.46	PASS
11G	Ant1	2462	0~Reference	0.55	0.55	---	PASS
11G	Ant1	2462	30~1000	0.55	-68.64	≤-29.45	PASS
11G	Ant1	2462	1000~26500	0.55	-53.35	≤-29.45	PASS
11N20SISO	Ant1	2412	0~Reference	-0.36	-0.36	---	PASS
11N20SISO	Ant1	2412	30~1000	-0.36	-68.68	≤-30.36	PASS
11N20SISO	Ant1	2412	1000~26500	-0.36	-53.59	≤-30.36	PASS
11N20SISO	Ant1	2437	0~Reference	-0.07	-0.07	---	PASS
11N20SISO	Ant1	2437	30~1000	-0.07	-67.66	≤-30.07	PASS
11N20SISO	Ant1	2437	1000~26500	-0.07	-53.43	≤-30.07	PASS
11N20SISO	Ant1	2462	0~Reference	0.05	0.05	---	PASS
11N20SISO	Ant1	2462	30~1000	0.05	-68.22	≤-29.95	PASS
11N20SISO	Ant1	2462	1000~26500	0.05	-53.07	≤-29.95	PASS
11N40SISO	Ant1	2422	0~Reference	-2.08	-2.08	---	PASS
11N40SISO	Ant1	2422	30~1000	-2.08	-68.86	≤-32.08	PASS
11N40SISO	Ant1	2422	1000~26500	-2.08	-53.33	≤-32.08	PASS
11N40SISO	Ant1	2437	0~Reference	-3.40	-3.40	---	PASS
11N40SISO	Ant1	2437	30~1000	-3.40	-68.72	≤-33.4	PASS
11N40SISO	Ant1	2437	1000~26500	-3.40	-52.70	≤-33.4	PASS
11N40SISO	Ant1	2452	0~Reference	-3.05	-3.05	---	PASS
11N40SISO	Ant1	2452	30~1000	-3.05	-68.68	≤-33.05	PASS
11N40SISO	Ant1	2452	1000~26500	-3.05	-53.41	≤-33.05	PASS

Test Graphs

11B-Ant1-2412-0~Reference-PASS

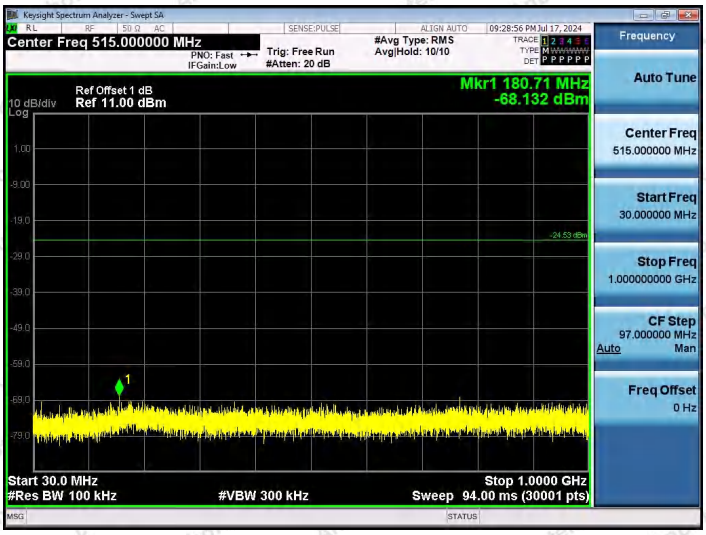

11B-Ant1-2412-30~1000-PASS

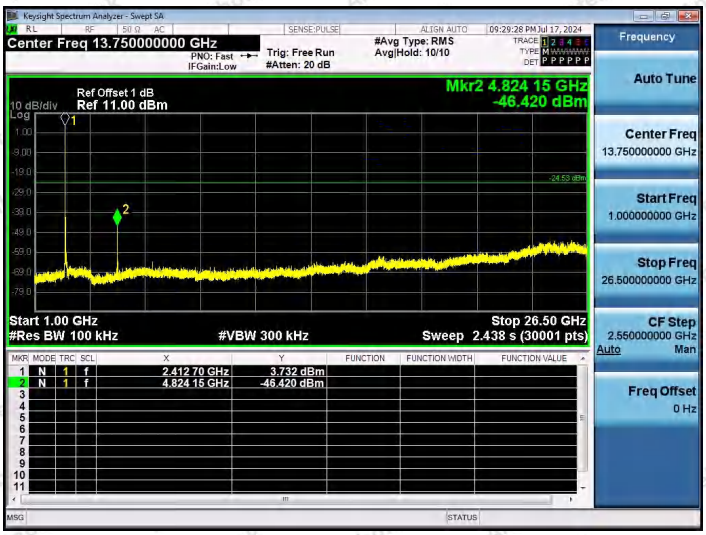

11B-Ant1-2412-1000~26500-PASS

11B-Ant1-2437-0~Reference-PASS

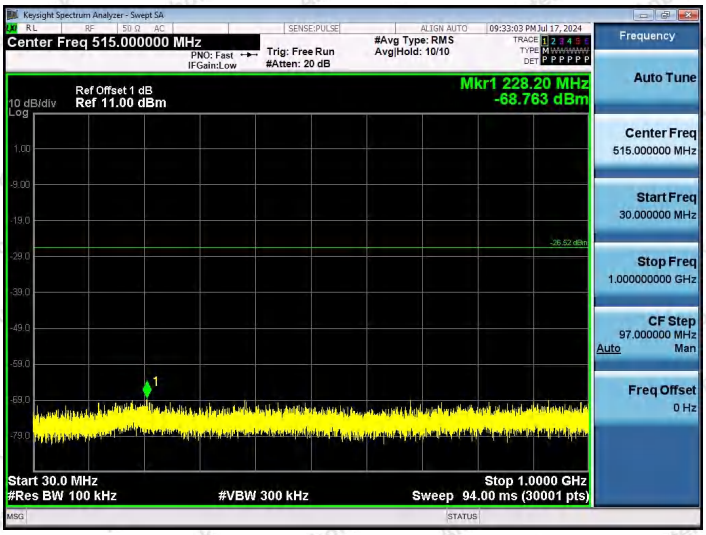

11B-Ant1-2437-30~1000-PASS

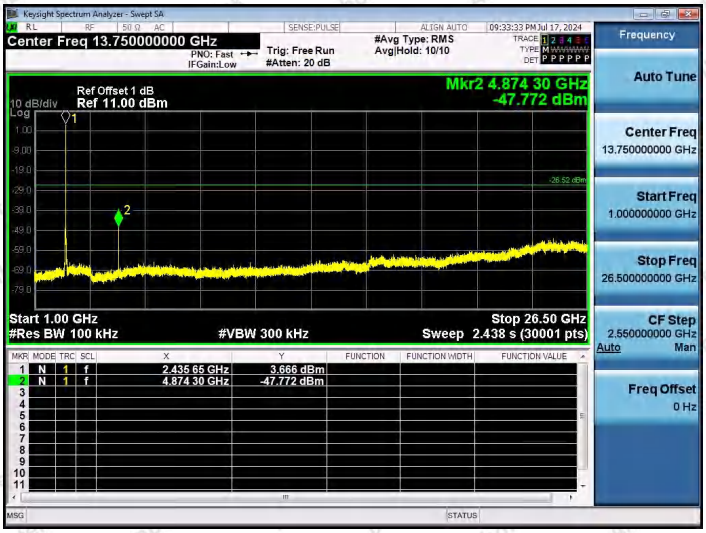

11B-Ant1-2437-1000~26500-PASS

11B-Ant1-2462-0~Reference-PASS

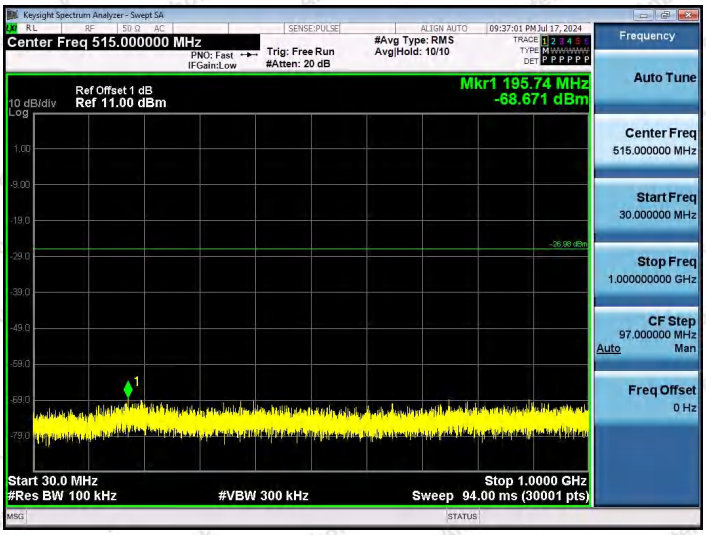

11B-Ant1-2462-30~1000-PASS

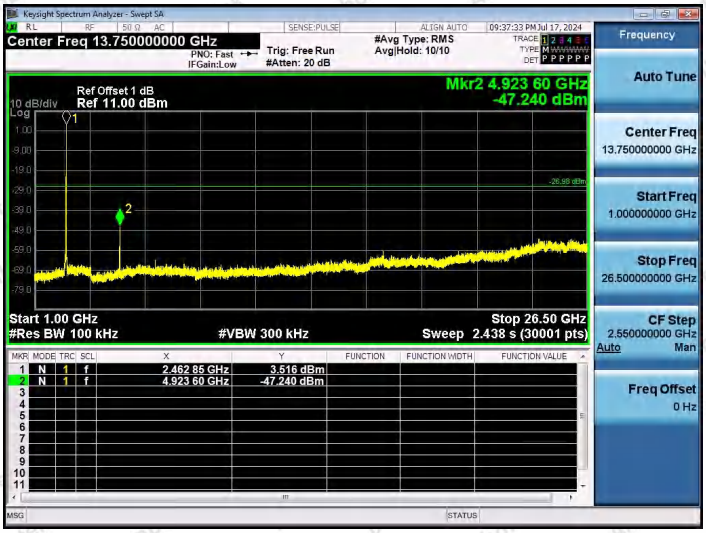

11B-Ant1-2462-1000~26500-PASS

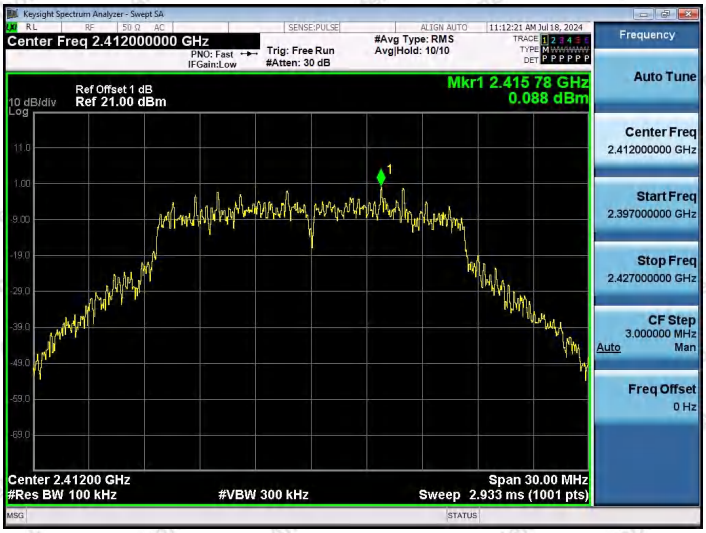

11G-Ant1-2412-0~Reference-PASS

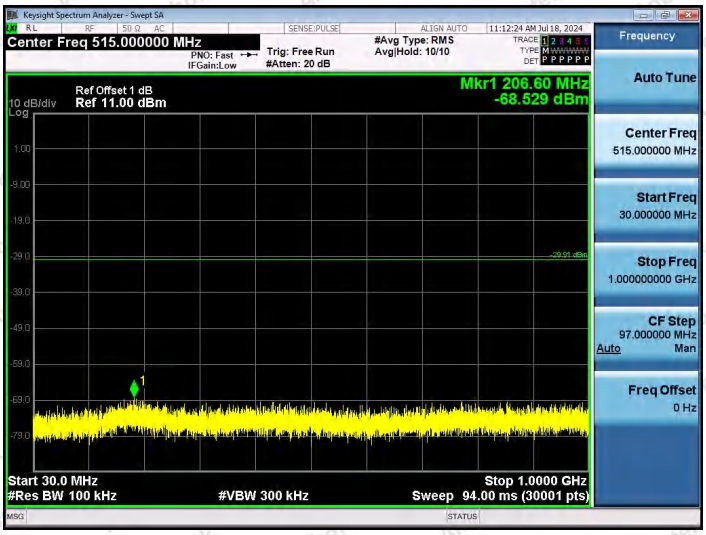

11G-Ant1-2412-30~1000-PASS

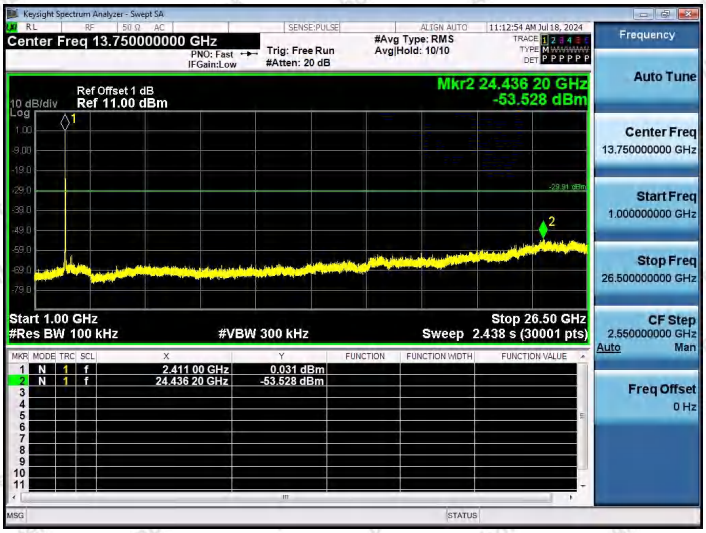

11G-Ant1-2412-1000~26500-PASS

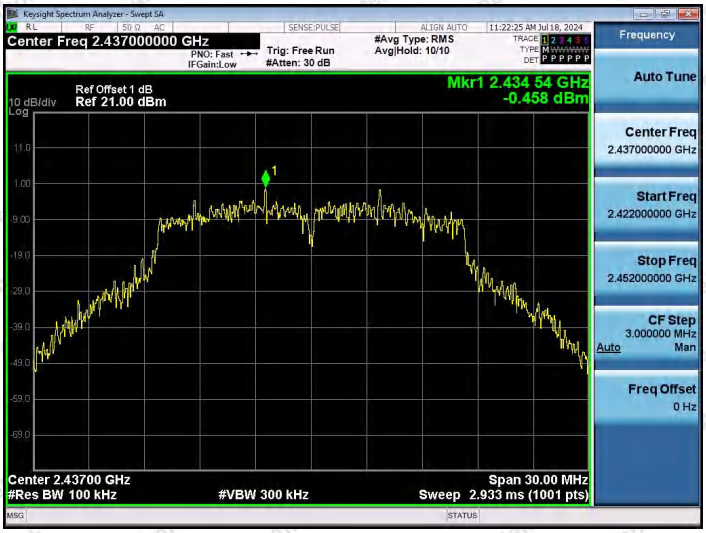

11G-Ant1-2437-0~Reference-PASS

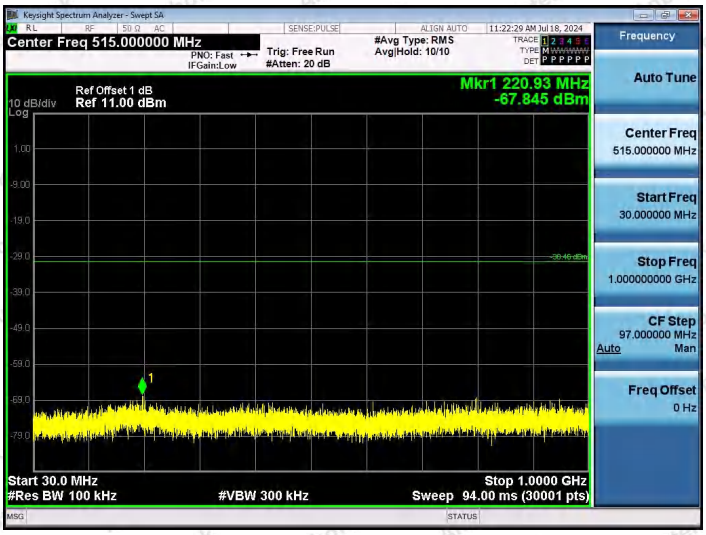

11G-Ant1-2437-30~1000-PASS

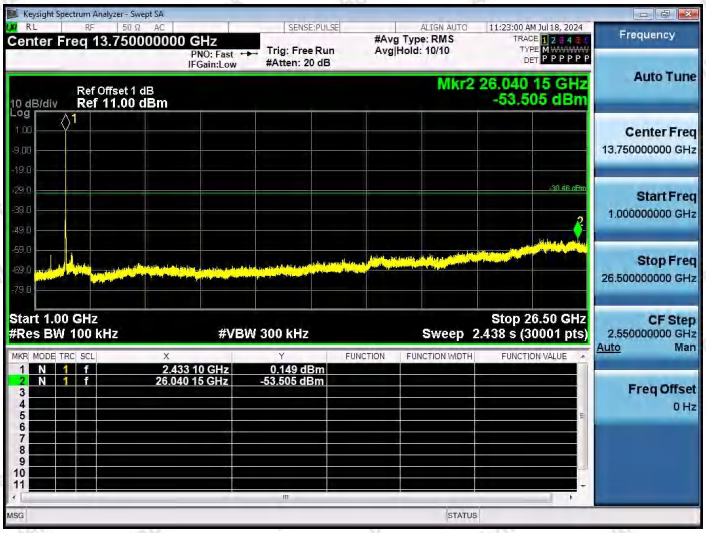

11G-Ant1-2437-1000~26500-PASS

11G-Ant1-2462-0~Reference-PASS

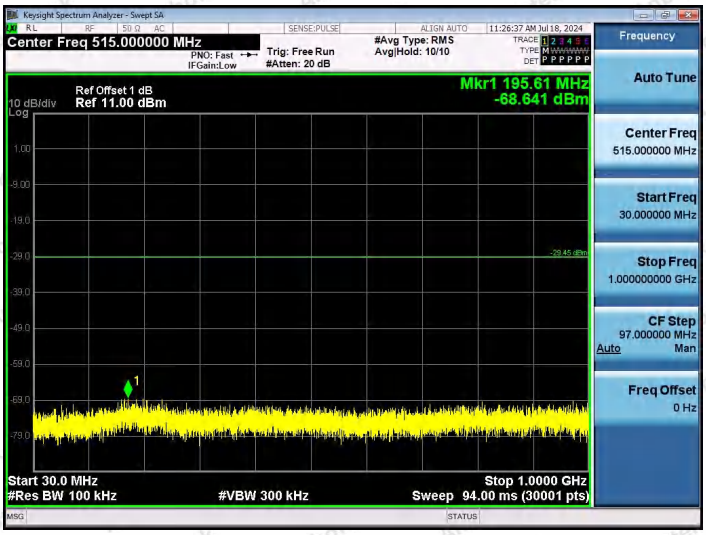

11G-Ant1-2462-30~1000-PASS

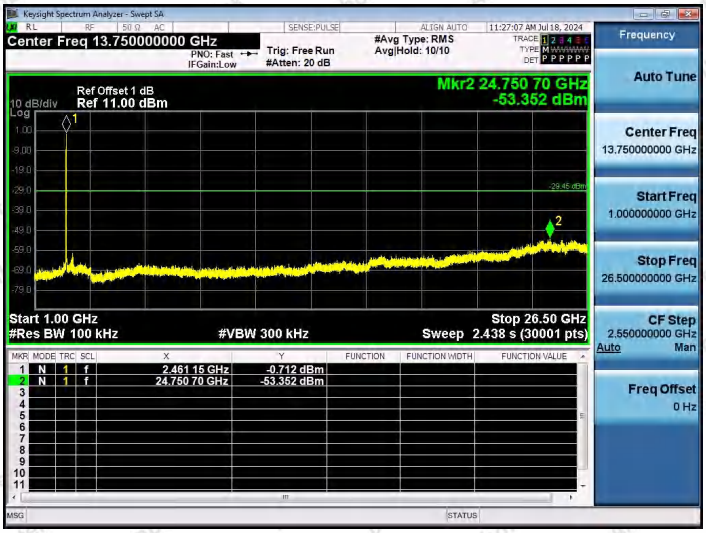

11G-Ant1-2462-1000~26500-PASS

11N20MIMO-Ant1-2412-0~Reference-PASS

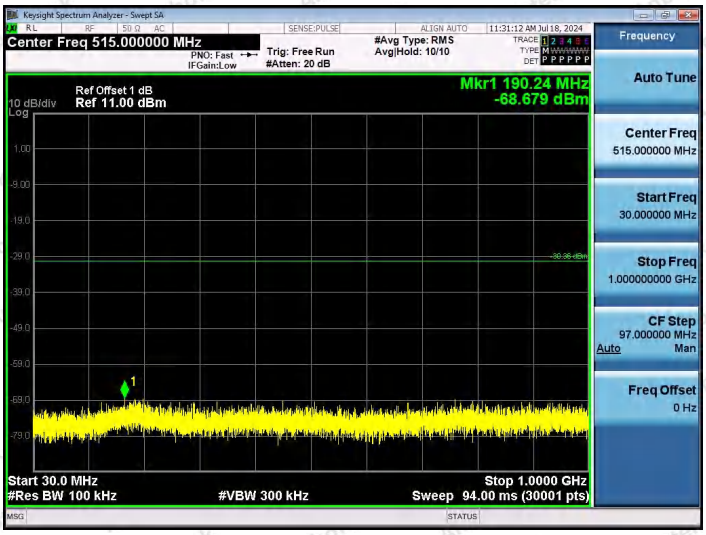

11N20MIMO-Ant1-2412-30~1000-PASS

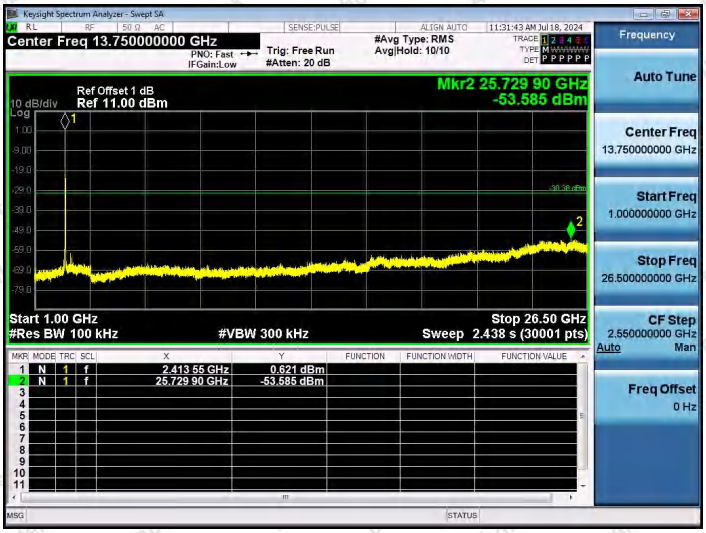

11N20MIMO-Ant1-2412-1000~26500-PASS

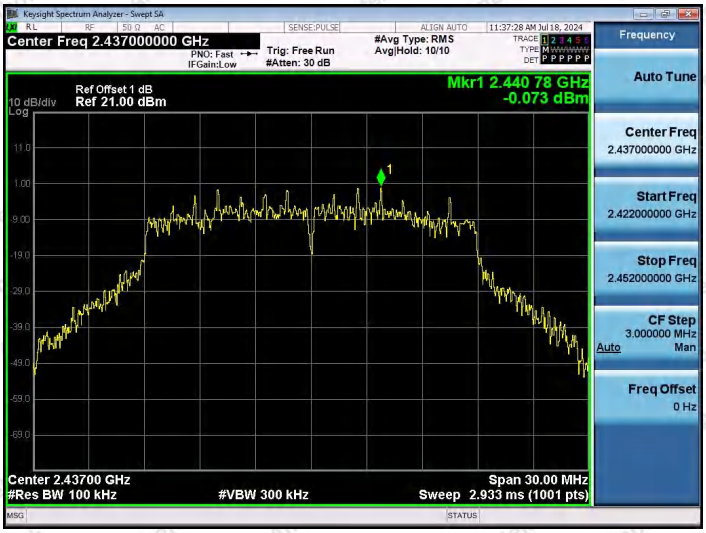

11N20MIMO-Ant1-2437-0~Reference-PASS

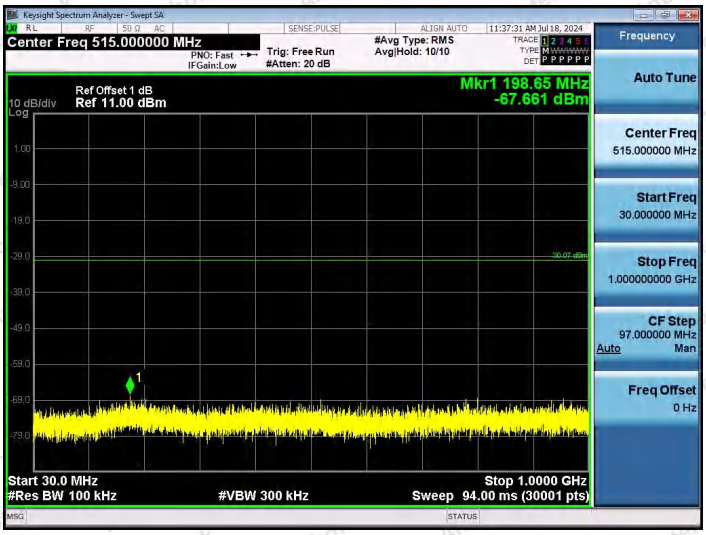

11N20MIMO-Ant1-2437-30~1000-PASS

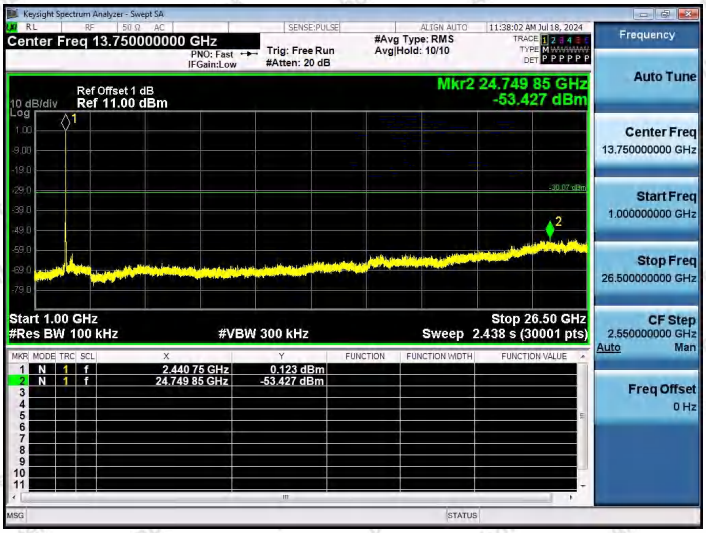

11N20MIMO-Ant1-2437-1000~26500-PASS

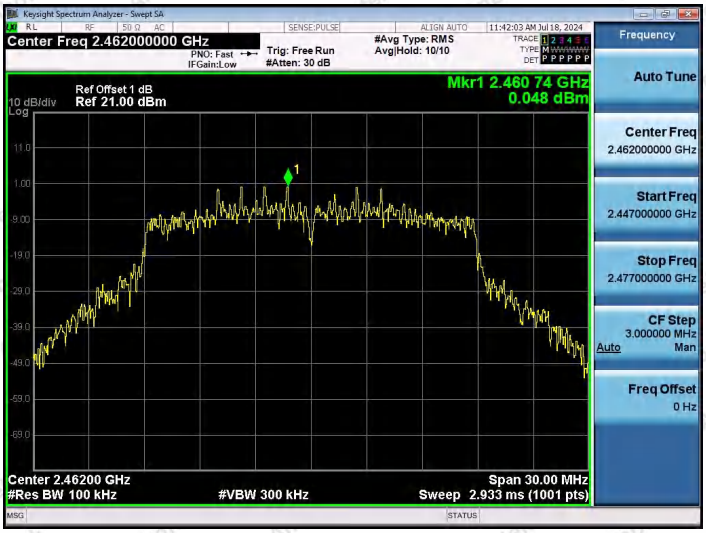

11N20MIMO-Ant1-2462-0~Reference-PASS

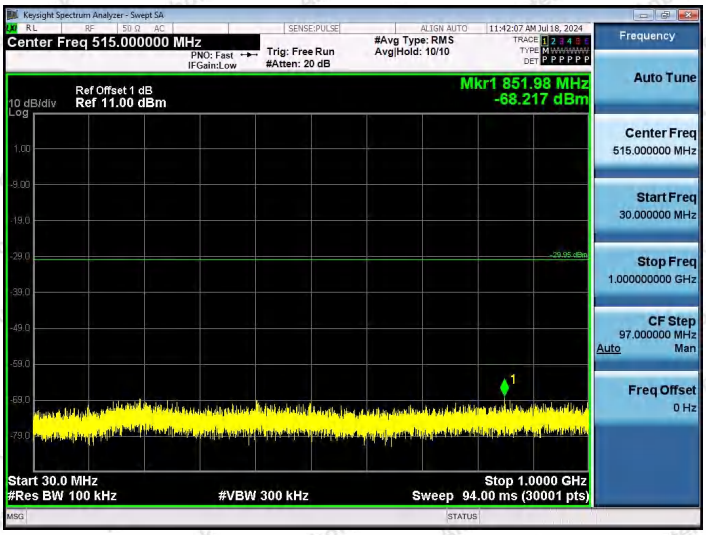

11N20MIMO-Ant1-2462-30~1000-PASS

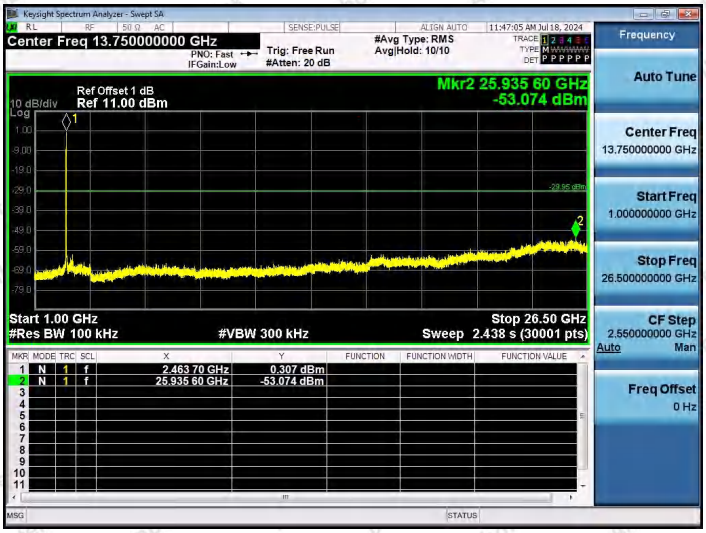

11N20MIMO-Ant1-2462-1000~26500-PASS

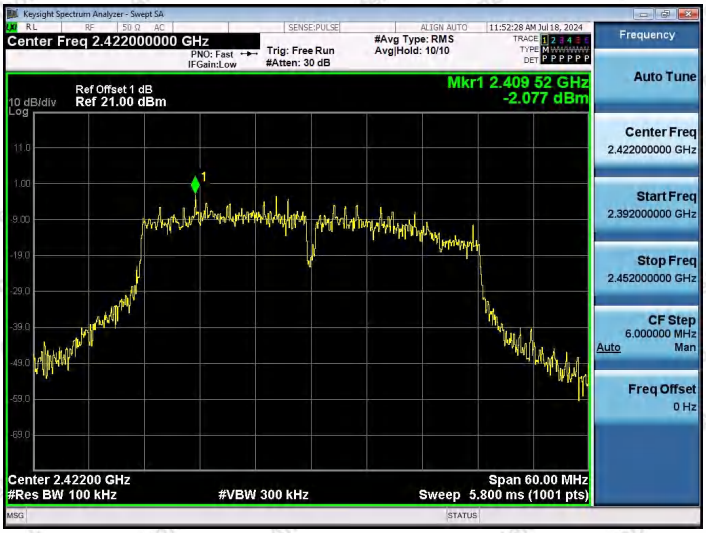

11N40MIMO-Ant1-2422-0~Reference-PASS

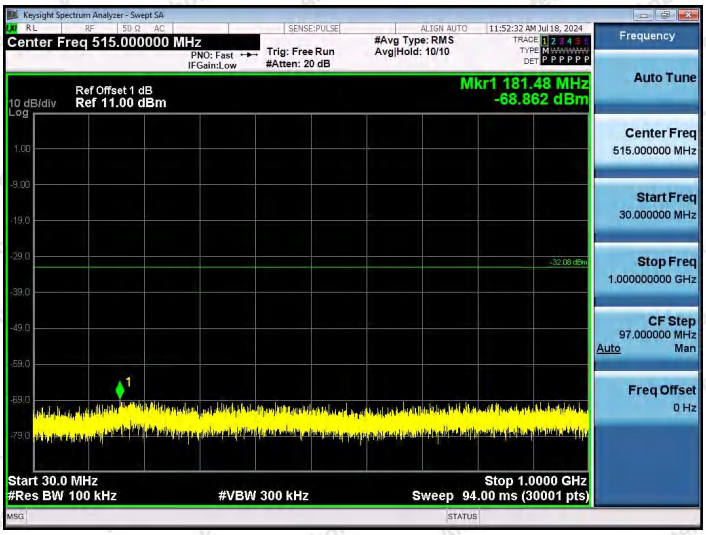

11N40MIMO-Ant1-2422-30~1000-PASS

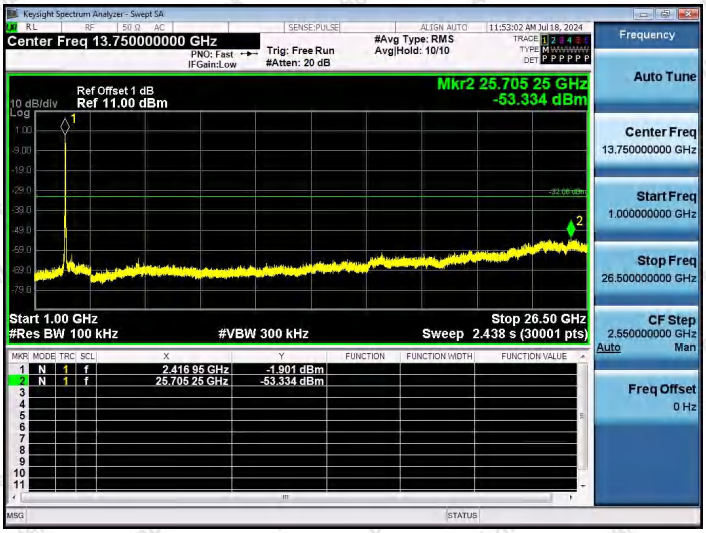

11N40MIMO-Ant1-2422-1000~26500-PASS

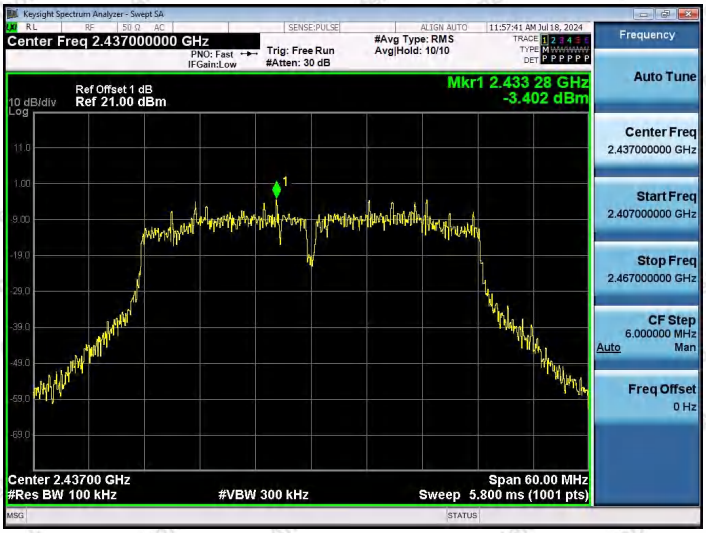

11N40MIMO-Ant1-2437-0~Reference-PASS

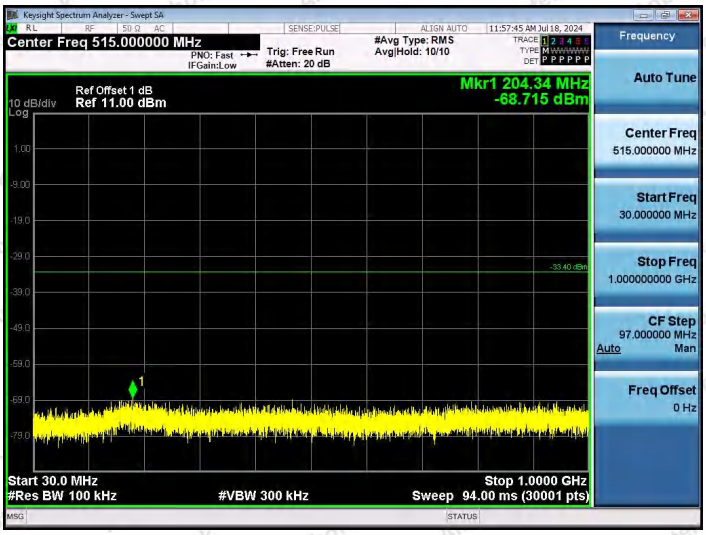

11N40MIMO-Ant1-2437-30~1000-PASS

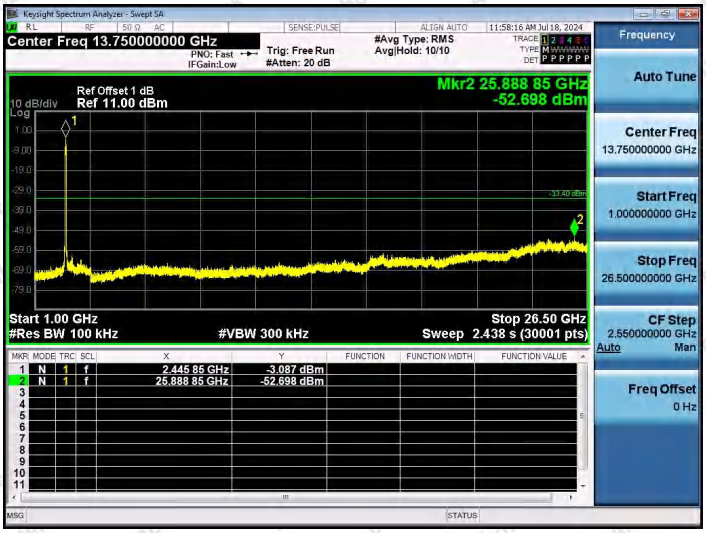

11N40MIMO-Ant1-2437-1000~26500-PASS

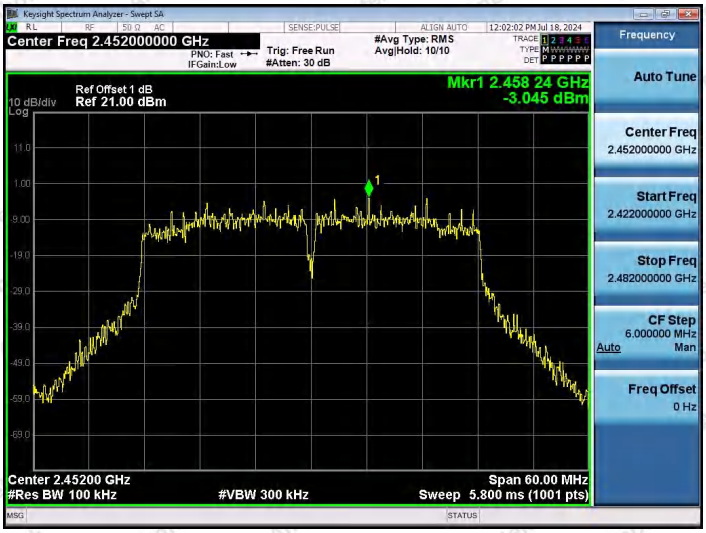

11N40MIMO-Ant1-2452-0~Reference-PASS

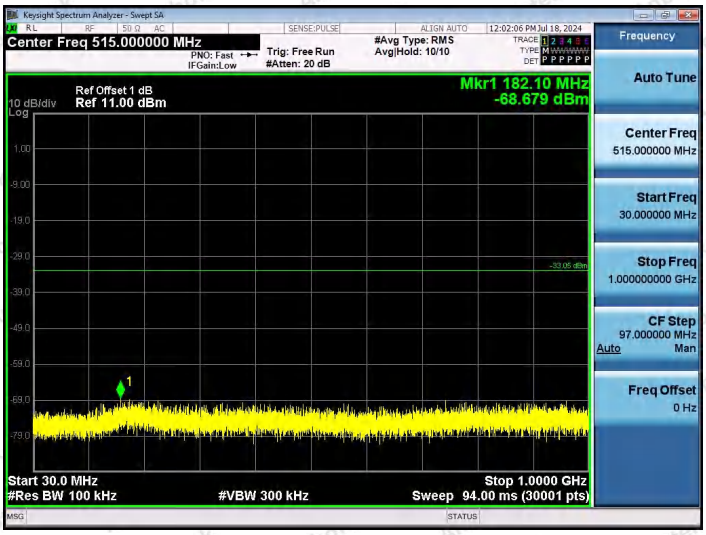

11N40MIMO-Ant1-2452-30~1000-PASS

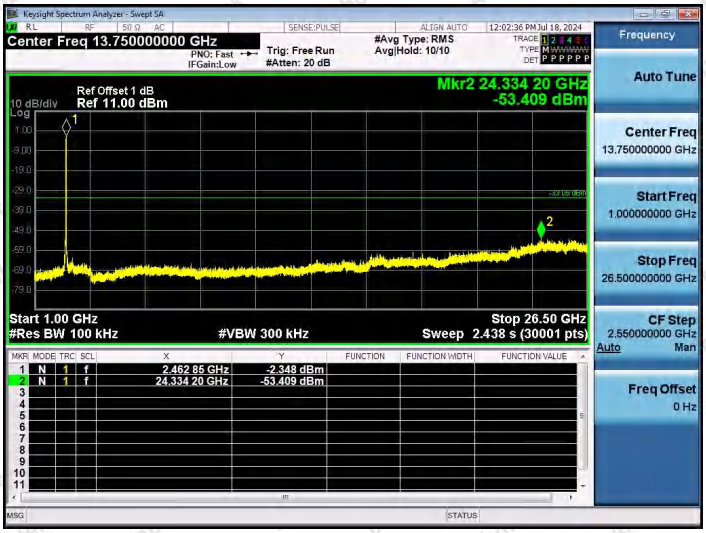

11N40MIMO-Ant1-2452-1000~26500-PASS

Appendix G: Duty Cycle

Test Result

TestMode	Antenna	Frequency [MHz]	Transmission Duration [ms]	Transmission Period [ms]	Duty Cycle [%]	Factor
11B	Ant1	2412	8.38	8.92	93.95	0.27
11B	Ant1	2437	8.39	8.91	94.16	0.26
11B	Ant1	2462	8.39	8.93	93.95	0.27
11G	Ant1	2412	0.14	0.19	73.68	1.33
11G	Ant1	2437	0.15	0.20	75.00	1.25
11G	Ant1	2462	0.15	0.20	75.00	1.25
11N20SISO	Ant1	2412	0.18	0.23	78.26	1.06
11N20SISO	Ant1	2437	0.17	0.22	77.27	1.12
11N20SISO	Ant1	2462	0.18	0.23	78.26	1.06
11N40SISO	Ant1	2422	0.18	0.23	78.26	1.06
11N40SISO	Ant1	2437	0.18	0.23	78.26	1.06
11N40SISO	Ant1	2452	0.18	0.23	78.26	1.06

Test Graphs

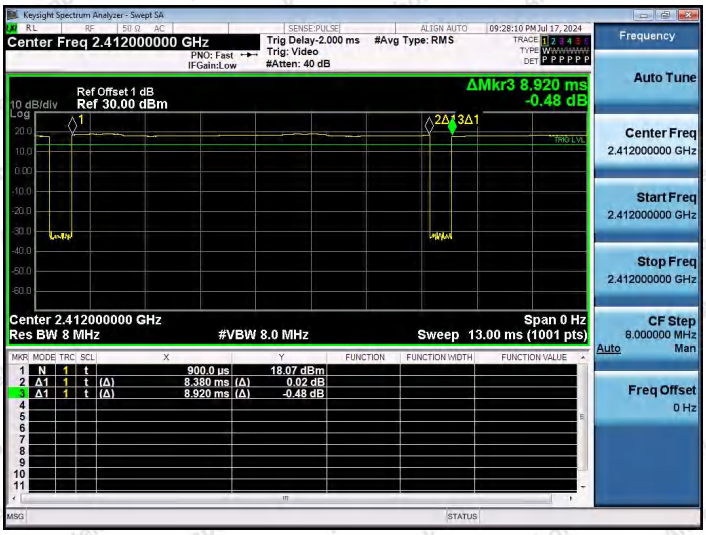

NTNV-11B-Ant1-2412

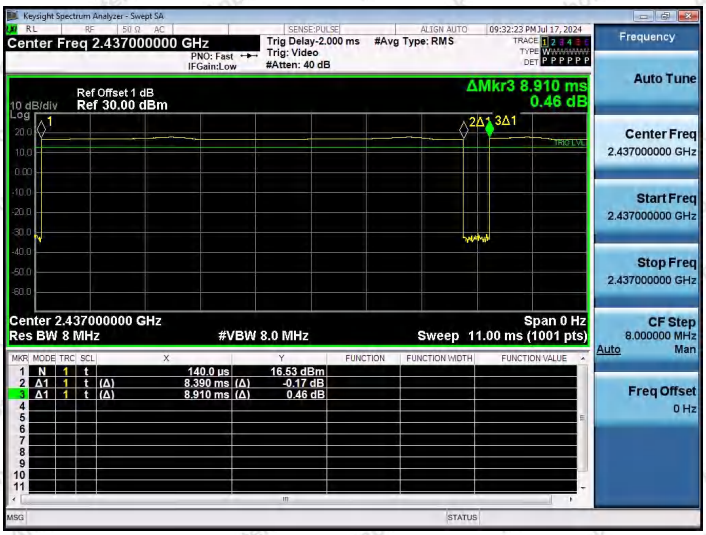

NTNV-11B-Ant1-2437

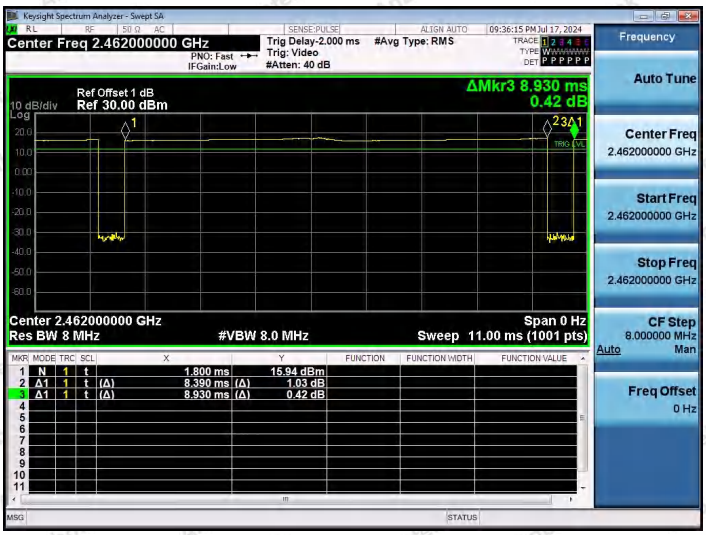

NTNV-11B-Ant1-2462

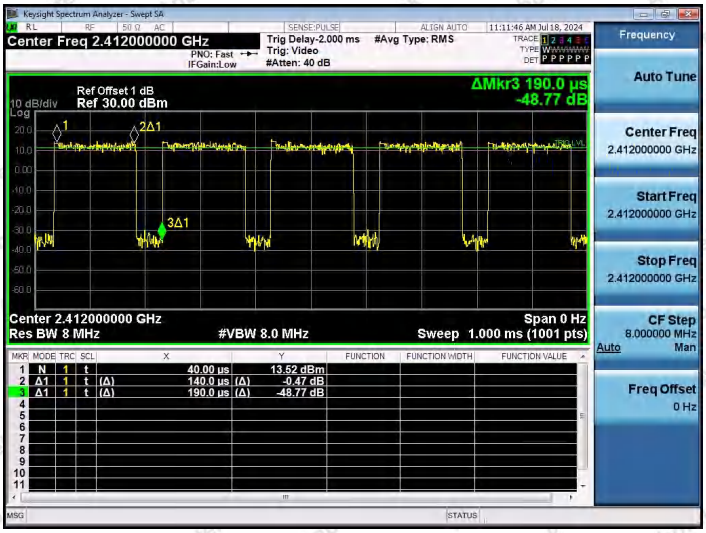

NTNV-11G-Ant1-2412

NTNV-11G-Ant1-2437

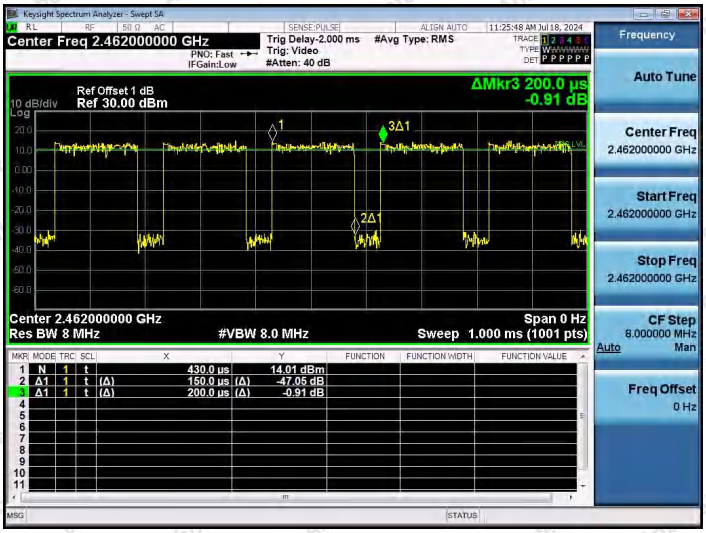

NTNV-11G-Ant1-2462

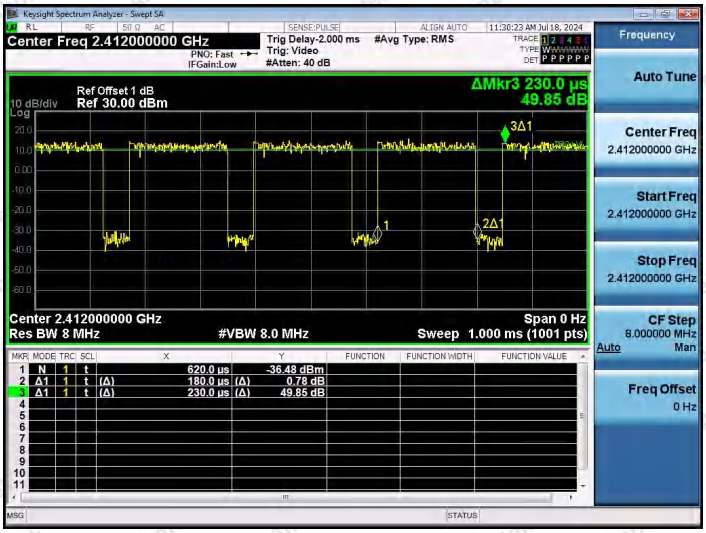

NTNV-11N20MIMO-Ant1-2412

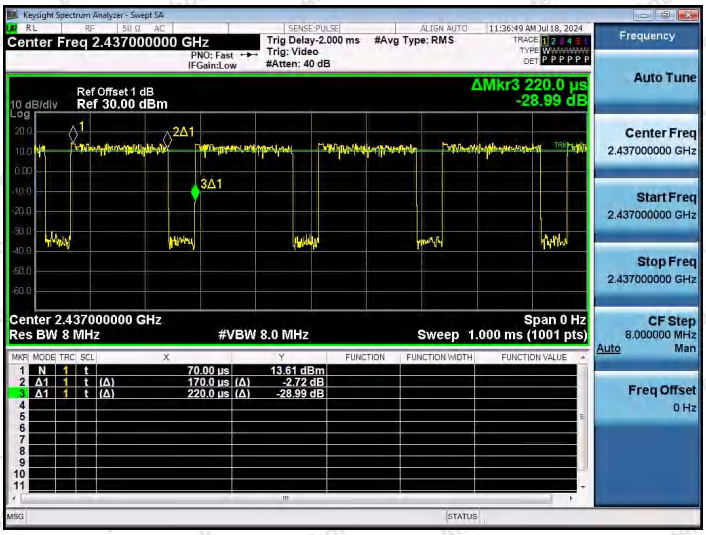

NTNV-11N20MIMO-Ant1-2437

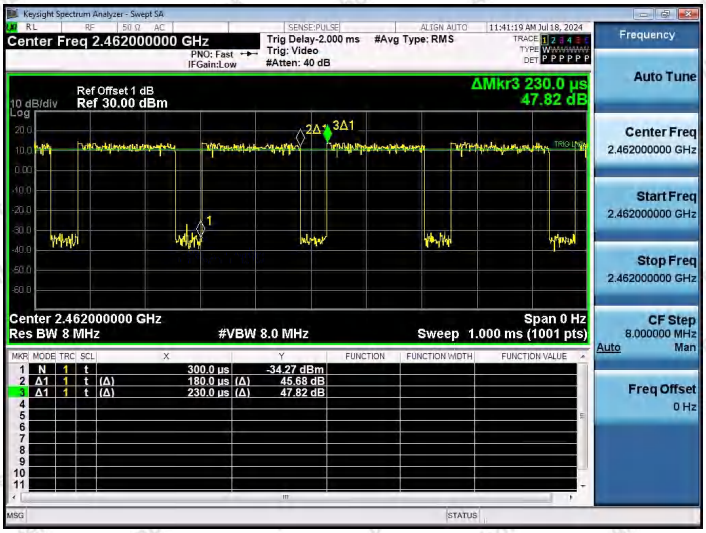

NTNV-11N20MIMO-Ant1-2462

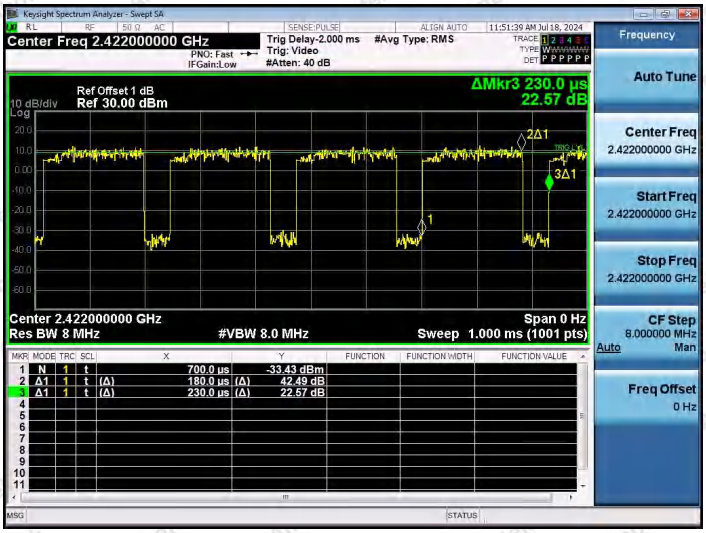

NTNV-11N40MIMO-Ant1-2422

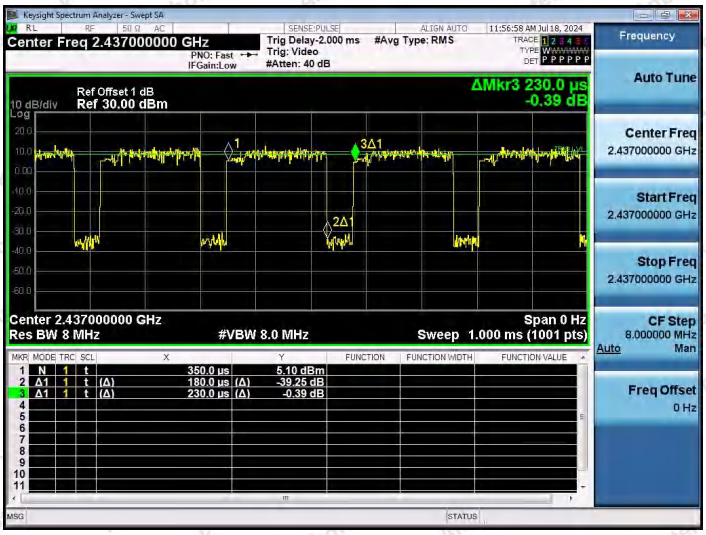

NTNV-11N40MIMO-Ant1-2437

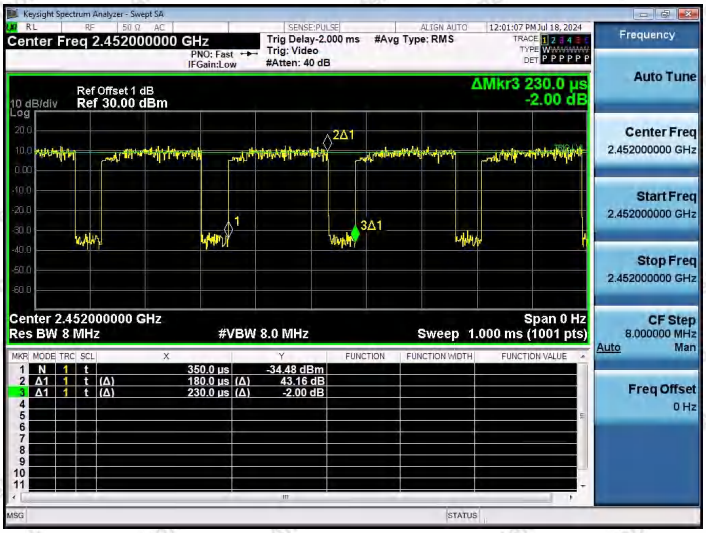

NTNV-11N40MIMO-Ant1-2452

---End---