MiNi PC

Product Manuals

Welcome to use the microcomputer, in order to ensure the normal use of this product, before you use, please carefully read the products "Operating Instructions", "Use Affirmations", "Computer Warranty Terms Instructions", Instructions", "Use Affirmation", "Computer Warranty Terms and Conditions" before you use this product.

◆ Operating Instructions

● Unpacking and inspection

List: host x 1, Gift: manual x 1, adapter x 1.
Please check the appearance of the product's mainframe box for any obvious trauma, whether the accessories are complete, if there is obvious trauma or accessories do not match can contact the dealer.

● Product interface and function diagram



● Description of the operating environment

- ✧ Operating Temperature: 0~45°C
- ✧ Operating humidity: 10% ~ 90% non-condensing
- ✧ Please use the standard adapter, otherwise it may cause no display, burnout or other mechanical damage.
- ✧ Please dispose of discarded batteries in accordance with local regulations.
- ✧ WARNING:Operating this device in a residential environment may cause wireless interference.
  Note: Please turn off the main unit and unplug the power cord and network cable connected to the main unit in case of thunderstorm.
  Choosing a suitable environment for the product will help the stable operation of the main unit and can extend the service life of the main unit.



● WiFi connectivity instructions

Step 1: Click on the WiFi icon
Step 2: Turn on WiFi and select the name of the WiFi you want to connect to

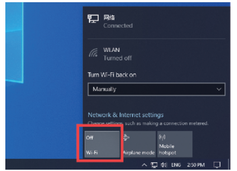

Step 3: Click the Connect button
Step 4: Enter the WiFi password and click Connect to connect to WiFi

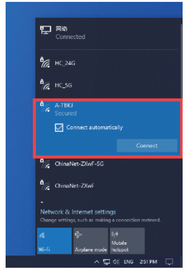

● Bluetooth connection instructions

Step 1: Go to Settings and click on Device Options

Step 2: Turn on Bluetooth and automatically search for the device you need to link.Then just pair and connect.

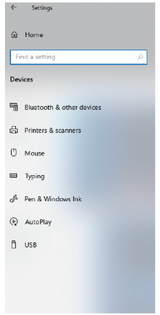

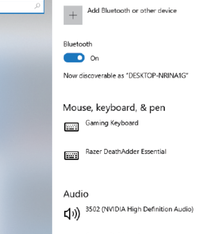

◆ Explanation of Computer Warranty Terms

● Warranty Service Methods

- ✧ Product online technical support service hotline: 0755-82684719
- ✧ Product testing and maintenance services:

➢ Service Center Address: 4th Floor, Building C2, Zhongjia Creative Park, No. 65, Donghuan Road 2, Longhua District, Shenzhen, Guangdong, China

➢ Users will be sent to repair the data in the storage device to back up first, the engineer is only responsible for testing and repair, for the repair process due to for any loss of data caused by any factor during the repair process, the company will not be responsible, please understand and support!
For computers that have exceeded the scope of free repair, the relevant

➢ repair costs will be charged in accordance with the actual situation

➢ If the computer exceeds the free warranty period and the engineer does not agree to repair the computer for any reason after testing and quoting, the user has to pay the testing fee.
Note: No matter what way you seek technical support services, please clearly inform the use of the product model, purchase platform, purchase time, detailed fault phenomena, etc., so that engineers can more accurately and quickly determine the cause of the problem.
Purchase time, detailed failure phenomenon, so that engineers can more accurately and quickly determine the cause of the failure, thank you!

This device complies with part 15 of the FCC Rules. Operation is subject to the following two conditions: (1) This device may not cause harmful interference, and (2) this device must accept any interference received, including interference that may cause undesired operation.

Any Changes or modifications not expressly approved by the party responsible for compliance could void the user's authority to operate the equipment.

Note: This equipment has been tested and found to comply with the limits for a Class B digital device, pursuant to part 15 of the FCC Rules. These limits are designed to provide reasonable protection against harmful interference in a residential installation. This equipment generates uses and can radiate radio frequency energy and, if not installed and used in accordance with the instructions, may cause harmful interference to radio communications. However, there is no guarantee that interference will not occur in a particular installation. If this equipment does cause harmful interference to radio or television reception, which can be determined by turning the equipment off and on, the user is encouraged to try to correct the interference by one or more of the following measures:

-Reorient or relocate the receiving antenna.

-Increase the separation between the equipment and receiver.

-Connect the equipment into an outlet on a circuit different from that to which the receiver is connected.

-Consult the dealer or an experienced radio/TV technician for help.

-This equipment complies with FCC radiation exposure limits set forth for an uncontrolled environment. This equipment should be installed and operated with minimum distance 20cm between the radiator & your body.