Appendix Test Data

Report No:	182512C400260101	Test Sample NO:	1-2-2
Start Test Date:	2024.06.30	Finish Test Date:	2024.7.01
Test Engineer:	Jokes Huang	Auditor:	Justin Feng
Temperature:	26.3℃	Relative Humidity:	45%
Pressure:	101 kPa		

Appendix A: DTS Bandwidth

Test Result

TestMode	Antenna	Frequency[MHz]	DTS BW [MHz]	FL[MHz]	FH[MHz]	Limit[MHz]	Verdict
BLE_1M	Ant1	2402	0.66	2401.66	2402.32	0.5	PASS
BLE_1M	Ant1	2440	0.68	2439.64	2440.32	0.5	PASS
BLE_1M	Ant1	2480	0.70	2479.64	2480.34	0.5	PASS

Test Graphs

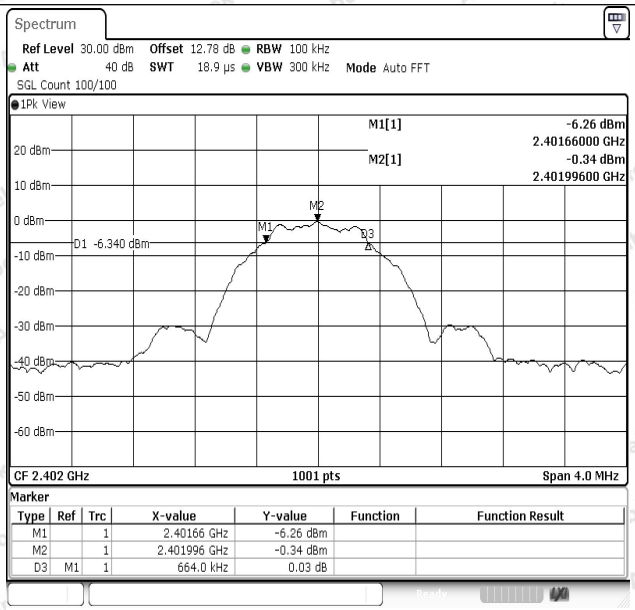

BLE_1M-Ant1-2402-PASS

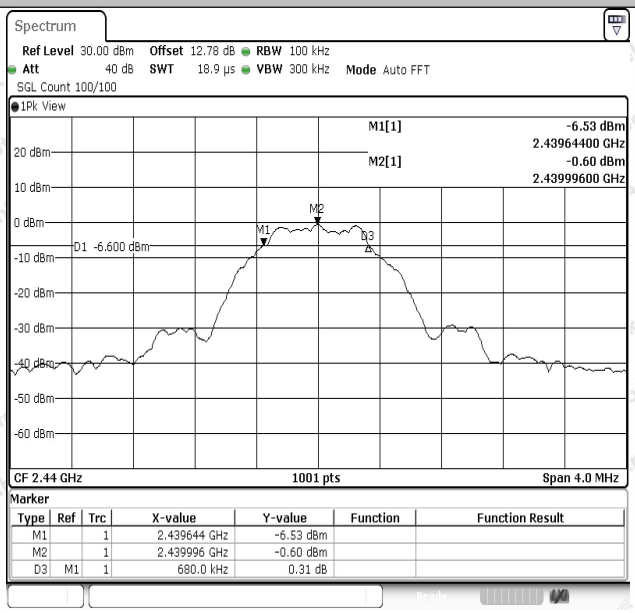

BLE_1M-Ant1-2440-PASS

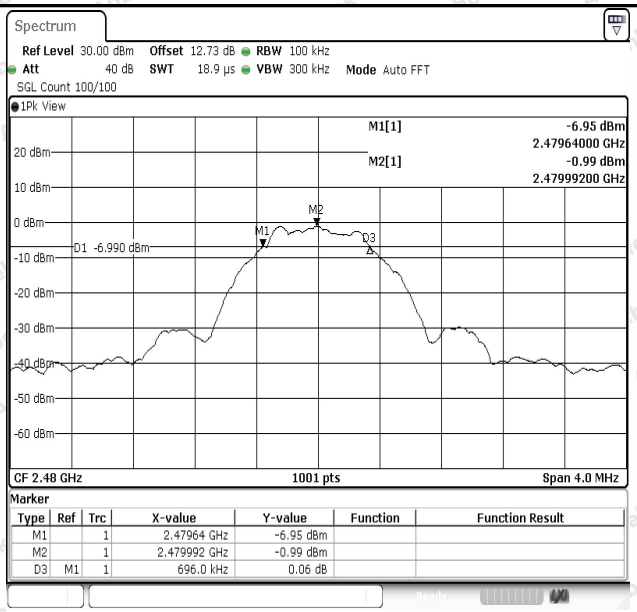

BLE_1M-Ant1-2480-PASS

Appendix B: Occupied Channel Bandwidth

Test Result

TestMode	Antenna	Frequency[MHz]	OCB [MHz]	FL[MHz]	FH[MHz]	Limit[MHz]	Verdict
BLE_1M	Ant1	2402	1.039	2401.4845	2402.5235	---	---
BLE_1M	Ant1	2440	1.031	2439.4885	2440.5195	---	---
BLE_1M	Ant1	2480	1.031	2479.4885	2480.5195	---	---

Test Graphs

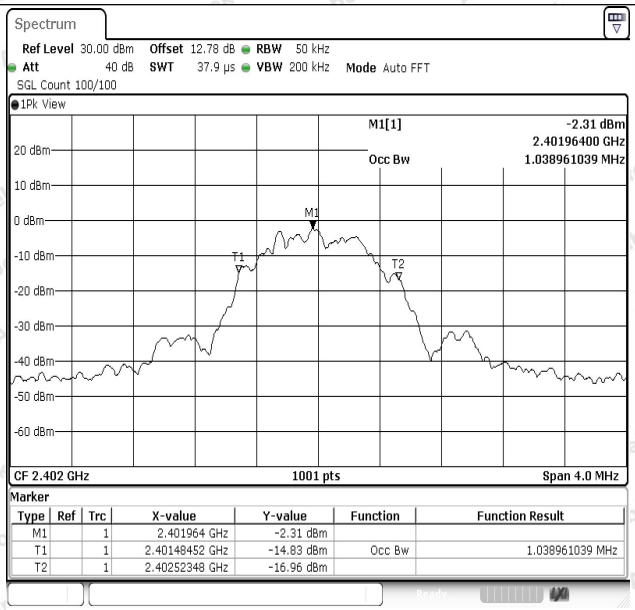

BLE_1M-Ant1-2402

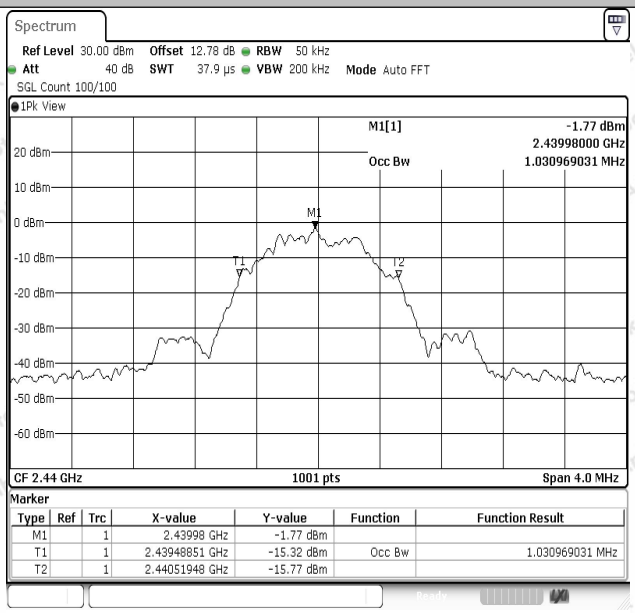

BLE_1M-Ant1-2440

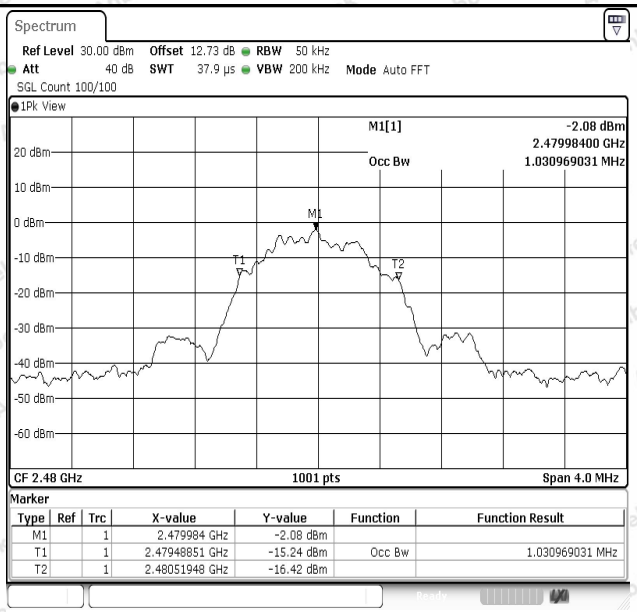

BLE_1M-Ant1-2480

Appendix C: Maximum conducted output power

Test Result Peak

TestMode	Antenna	Frequency[MHz]	Conducted Peak Powert[dBm]	Conducted Limit[dBm]	Verdict
BLE_1M	Ant1	2402	**0.48**	≤30	PASS
BLE_1M	Ant1	2440	0.15	≤30	PASS
BLE_1M	Ant1	2480	-0.04	≤30	PASS

Test Graphs Peak

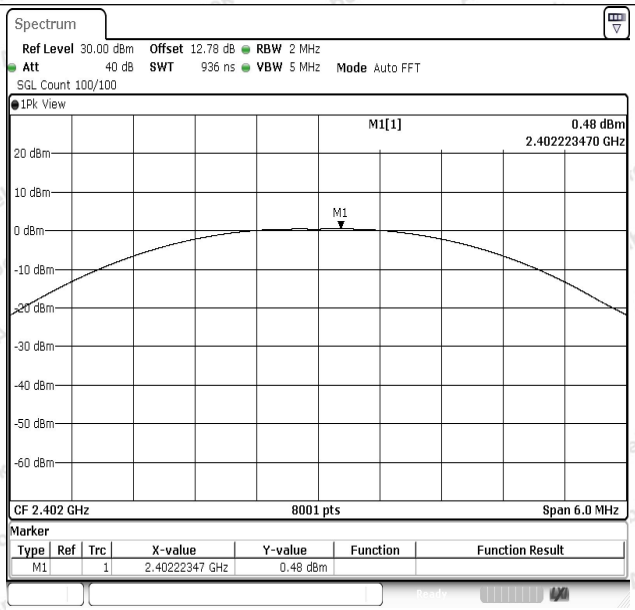

BLE_1M-Ant1-2402-PASS

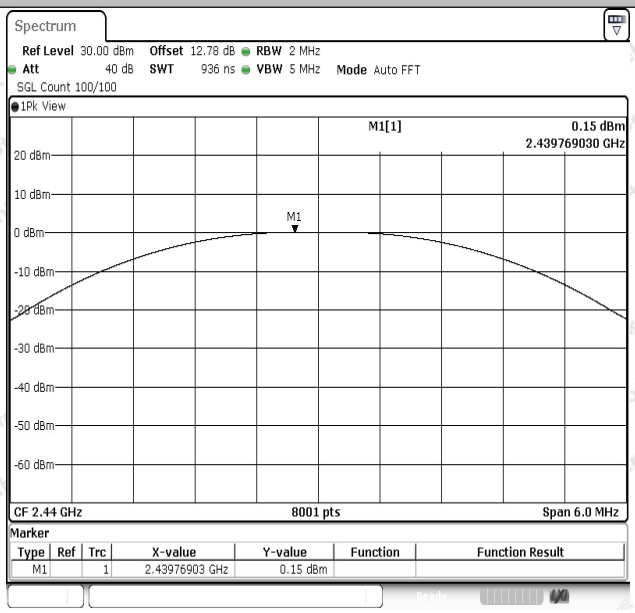

BLE_1M-Ant1-2440-PASS

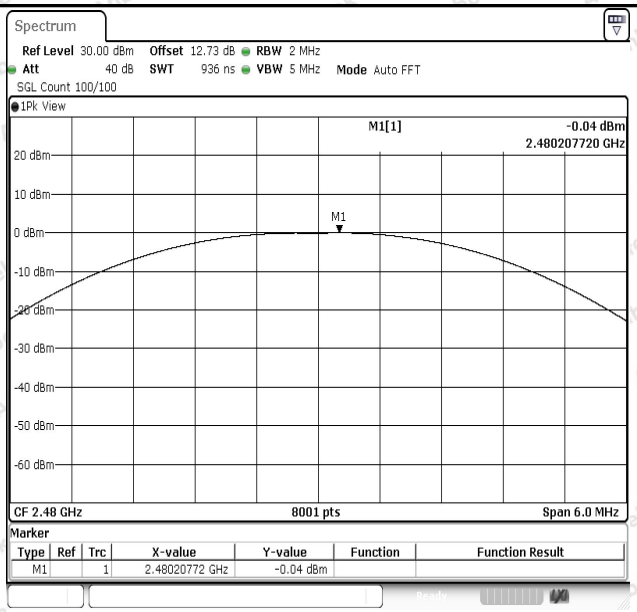

BLE_1M-Ant1-2480-PASS

Appendix D: Maximum power spectral density

Test Result

TestMode	Antenna	Frequency[MHz]	Result[dBm/3kHz]	Limit[dBm/3kHz]	Verdict
BLE_1M	Ant1	2402	-14.96	≤8.00	PASS
BLE_1M	Ant1	2440	-15.23	≤8.00	PASS
BLE_1M	Ant1	2480	-15.60	≤8.00	PASS

Test Graphs

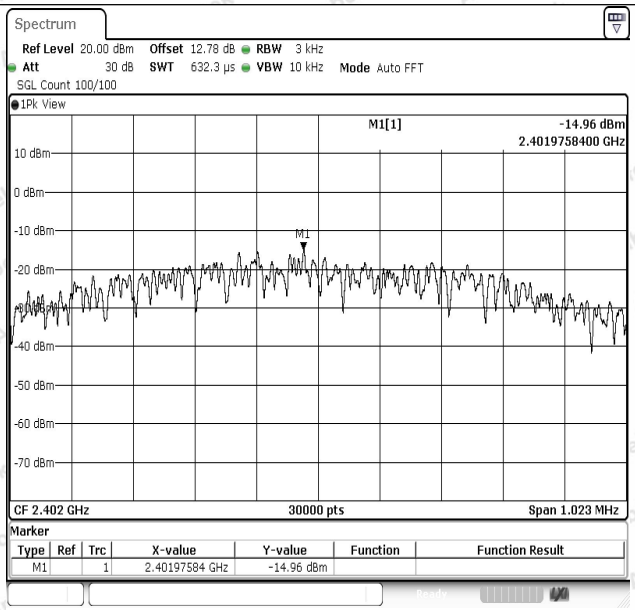

BLE_1M-Ant1-2402-PASS

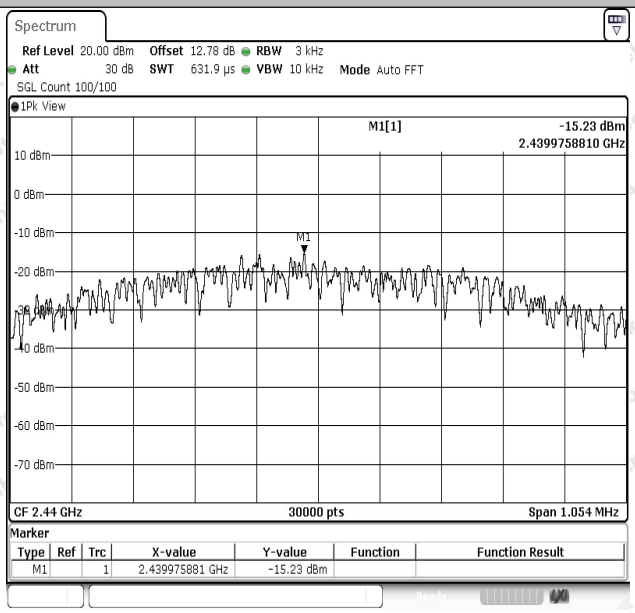

BLE_1M-Ant1-2440-PASS

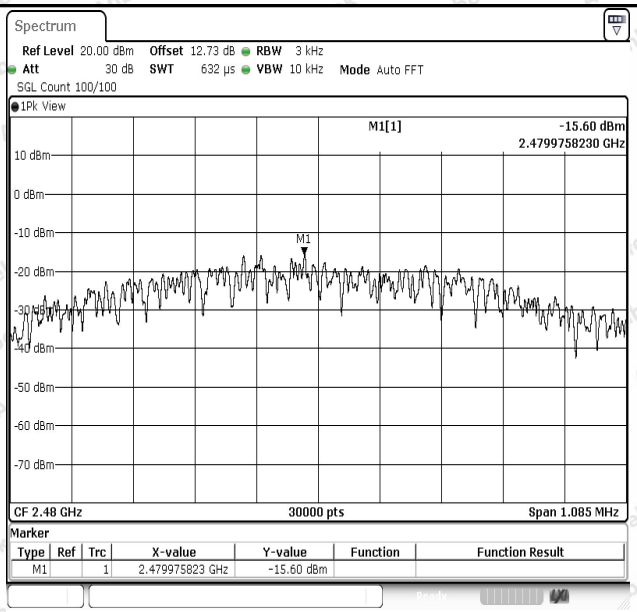

BLE_1M-Ant1-2480-PASS

Appendix E: Band edge measurements

Test Result

TestMode	Antenna	ChName	Frequency [MHz]	RefLevel[dBm]	Result[dBm]	Limit[dBm]	Verdict
BLE_1M	Ant1	Low	2402	-4.01	-50.84	≤-24.01	PASS
BLE_1M	Ant1	High	2480	-3.69	-49.33	≤-23.69	PASS

Test Graphs

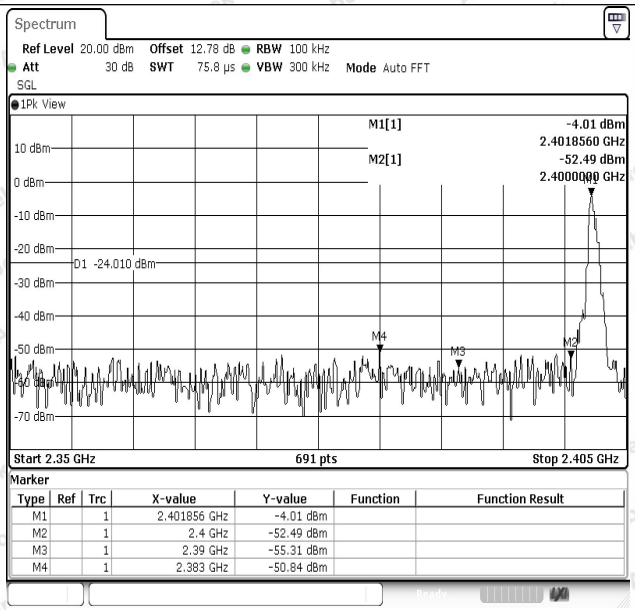

BLE_1M-Ant1-2402-PASS

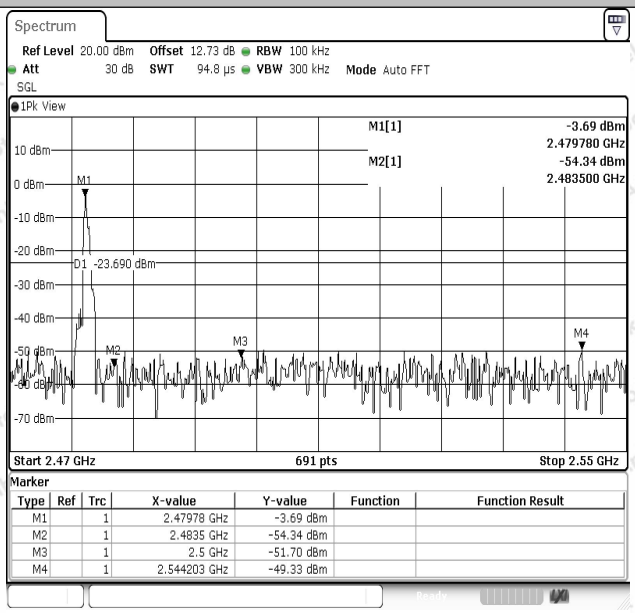

BLE_1M-Ant1-2480-PASS

Appendix F: Conducted Spurious Emission

Test Result

TestMode	Antenna	Frequency [MHz]	FreqRange [MHz]	RefLevel [dBm]	Result[dBm]	Limit[dBm]	Verdict
BLE_1M	Ant1	2402	0~Reference	-0.20	-0.20	---	PASS
BLE_1M	Ant1	2402	30~1000	-0.20	-57.72	≤-20.2	PASS
BLE_1M	Ant1	2402	1000~26500	-0.20	-49.95	≤-20.2	PASS
BLE_1M	Ant1	2440	0~Reference	-2.87	-2.87	---	PASS
BLE_1M	Ant1	2440	30~1000	-2.87	-56.37	≤-22.87	PASS
BLE_1M	Ant1	2440	1000~26500	-2.87	-49.5	≤-22.87	PASS
BLE_1M	Ant1	2480	0~Reference	-1.52	-1.52	---	PASS
BLE_1M	Ant1	2480	30~1000	-1.52	-58.10	≤-21.52	PASS
BLE_1M	Ant1	2480	1000~26500	-1.52	-49.59	≤-21.52	PASS

Test Graphs

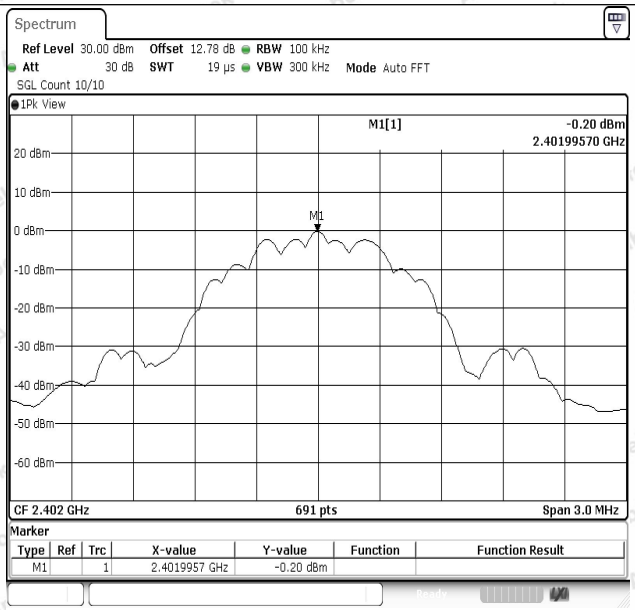

BLE_1M-Ant1-2402-0~Reference-PASS

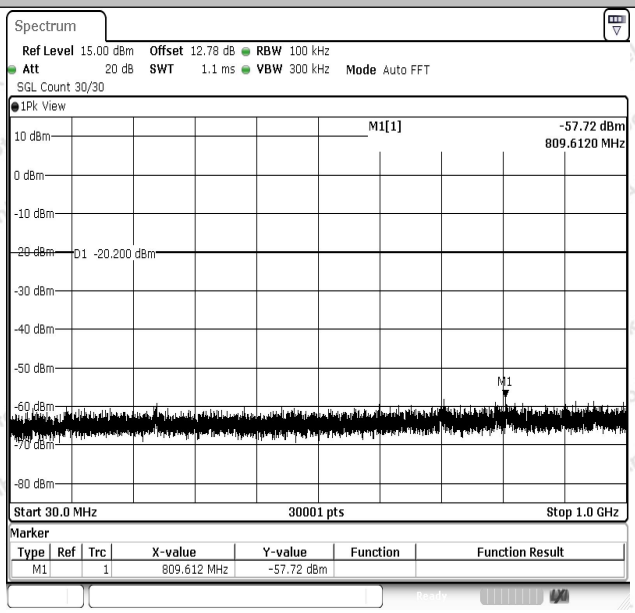

BLE_1M-Ant1-2402-30~1000-PASS

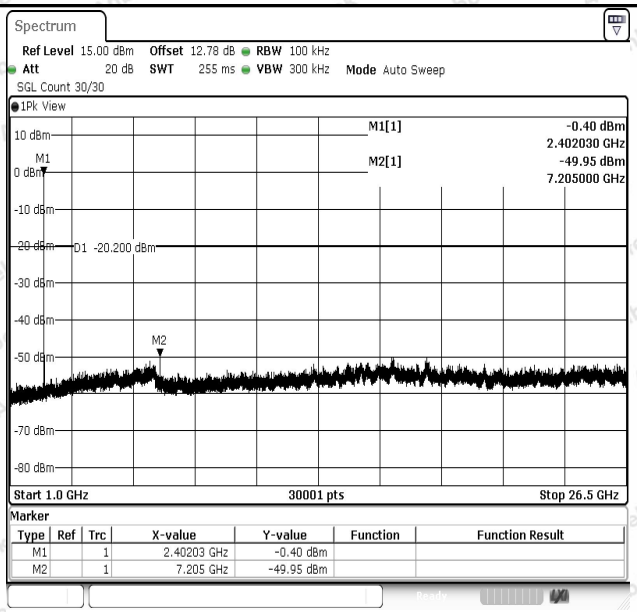

BLE_1M-Ant1-2402-1000~26500-PASS

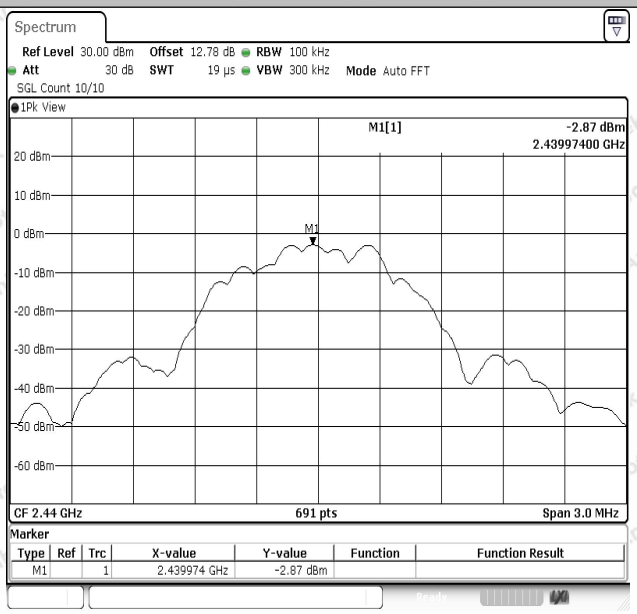

BLE_1M-Ant1-2440-0~Reference-PASS

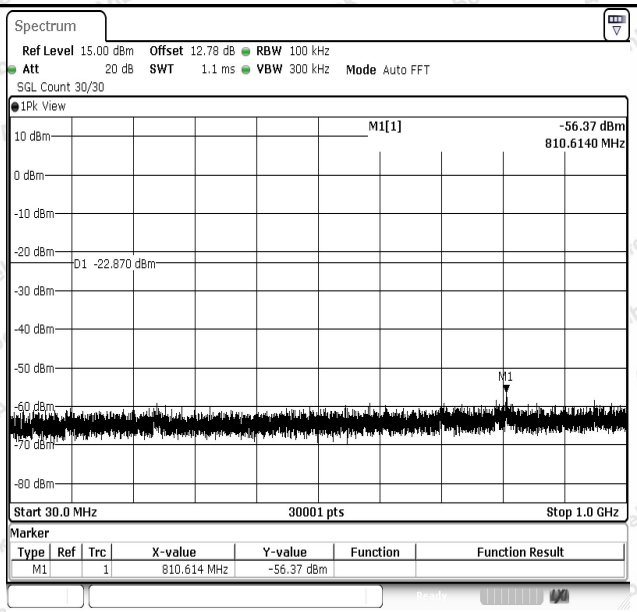

BLE_1M-Ant1-2440-30~1000-PASS

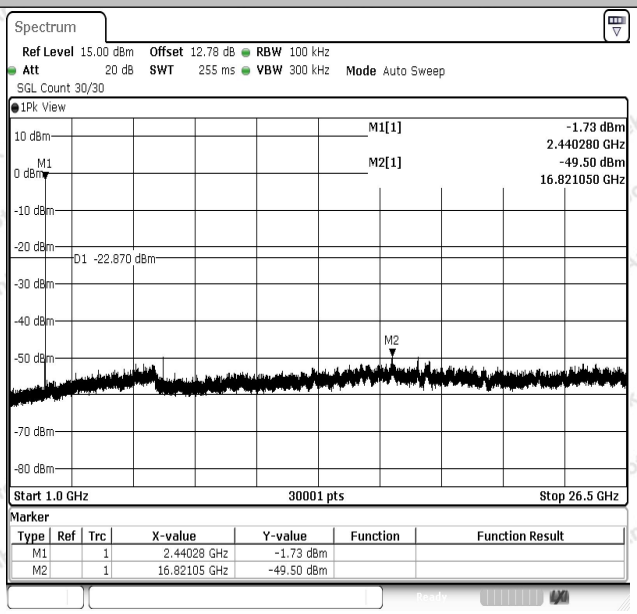

BLE_1M-Ant1-2440-1000~26500-PASS

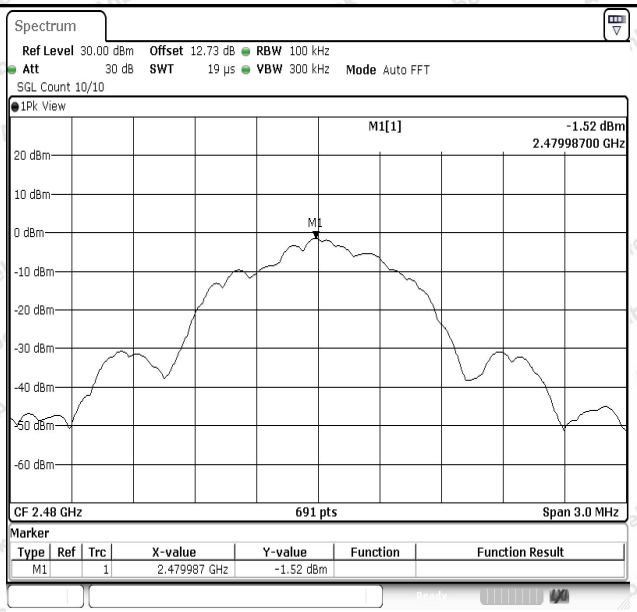

BLE_1M-Ant1-2480-0~Reference-PASS

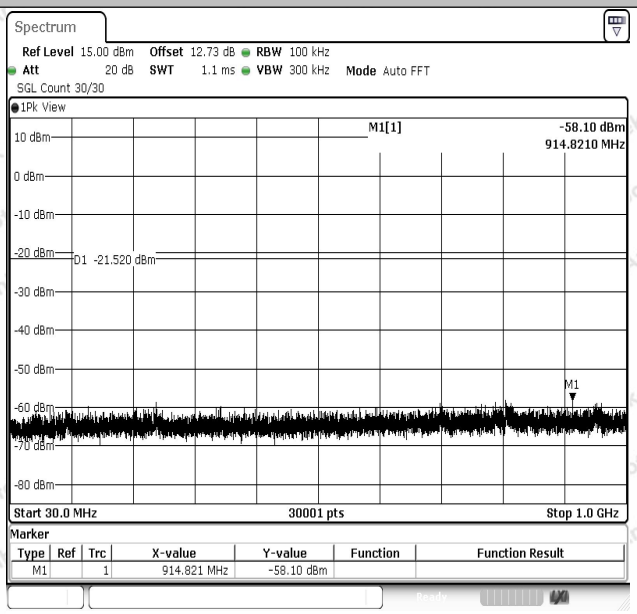

BLE_1M-Ant1-2480-30~1000-PASS

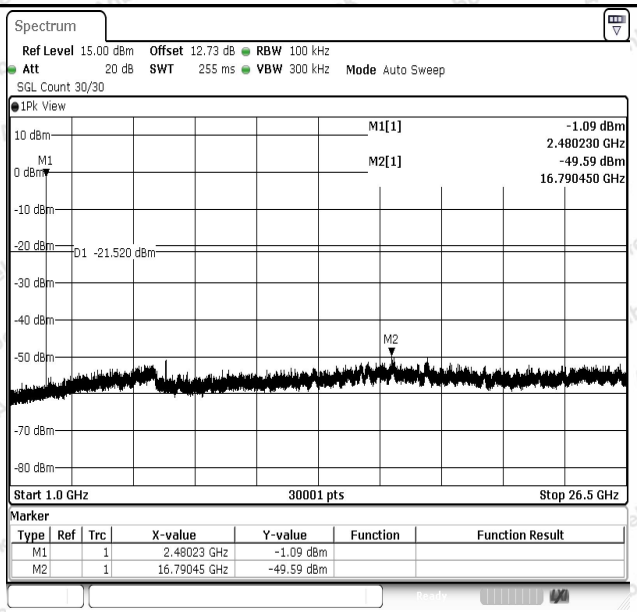

BLE_1M-Ant1-2480-1000~26500-PASS

Appendix G: Duty Cycle

Test Result

TestMode	Antenna	Frequency[MHz]	ON Time [ms]	Period [ms]	Duty Cycle [%]	Duty Cycle Factor[dB]
BLE_1M	Ant1	2402	0.38	0.62	61.29	2.13
BLE_1M	Ant1	2440	0.38	0.62	61.29	2.13
BLE_1M	Ant1	2480	0.38	0.62	61.29	2.13

Test Graphs

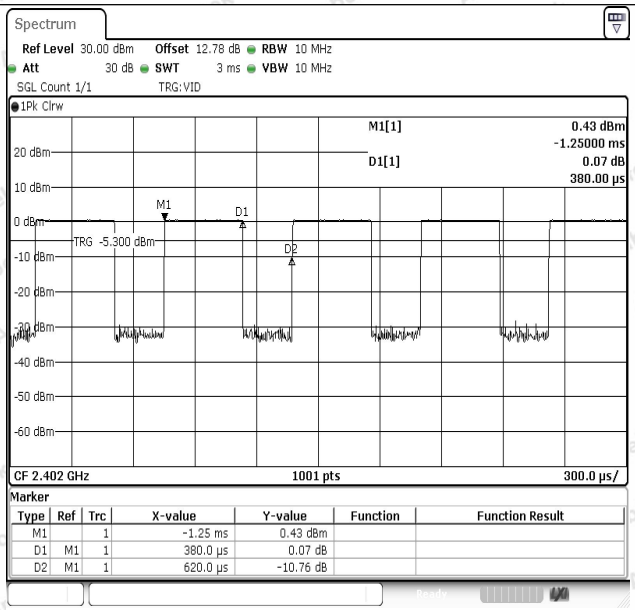

NTNV-BLE_1M-Ant1-2402

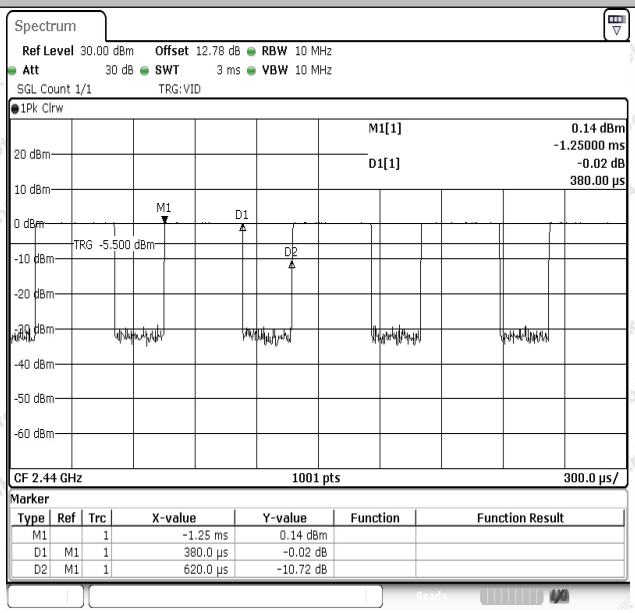

NTNV-BLE_1M-Ant1-2440

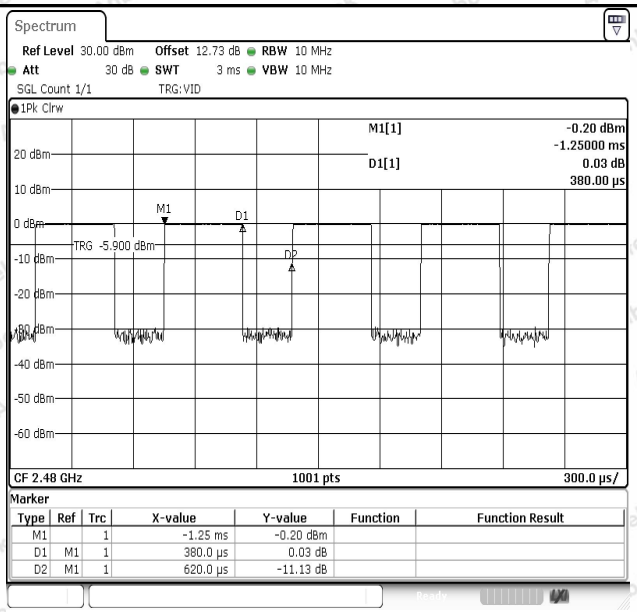

NTNV-BLE_1M-Ant1-2480

---END---