Appendix Test Data

Report No:	182512C400260102	Test Sample NO:	1-2-2
Start Test Date:	2024.07.01	Finish Test Date:	2024.07.01
Test Engineer:	Jokes Huang	Auditor:	Justin Feng
Temperature:	24.3℃	Relative Humidity:	56%
Pressure:	101 kPa		

Appendix A: DTS Bandwidth

Test Result

TestMode	Antenna	Frequency[MHz]	DTS BW [MHz]	FL[MHz]	FH[MHz]	Limit[MHz]	Verdict
11B	Ant1	2412	9.52	2407.24	2416.76	0.5	PASS
11B	Ant1	2437	10.00	2432.00	2442.00	0.5	PASS
11B	Ant1	2462	9.52	2457.00	2466.52	0.5	PASS
11G	Ant1	2412	16.40	2403.80	2420.20	0.5	PASS
11G	Ant1	2437	16.32	2428.84	2445.16	0.5	PASS
11G	Ant1	2462	13.88	2455.68	2469.56	0.5	PASS
11N20SISO	Ant1	2412	17.60	2403.20	2420.80	0.5	PASS
11N20SISO	Ant1	2437	15.12	2429.44	2444.56	0.5	PASS
11N20SISO	Ant1	2462	16.92	2453.48	2470.40	0.5	PASS

Test Graphs

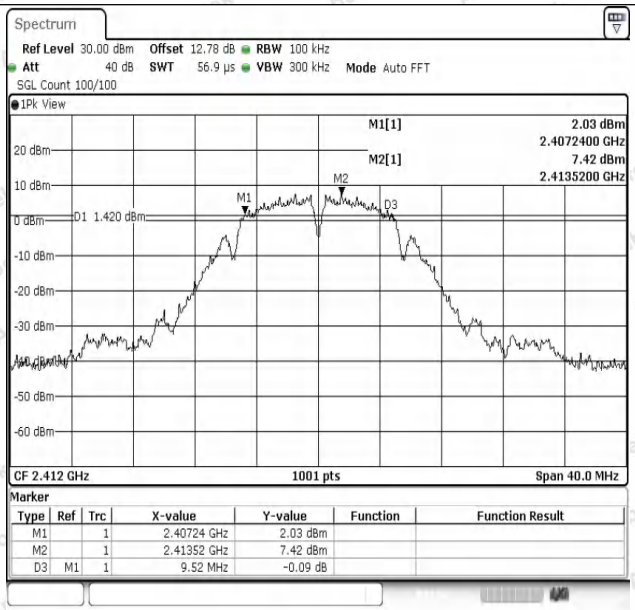

11B-Ant1-2412-PASS

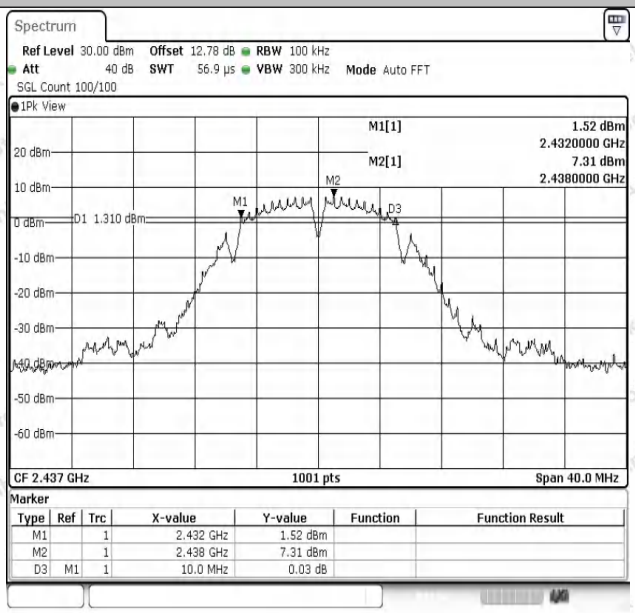

11B-Ant1-2437-PASS

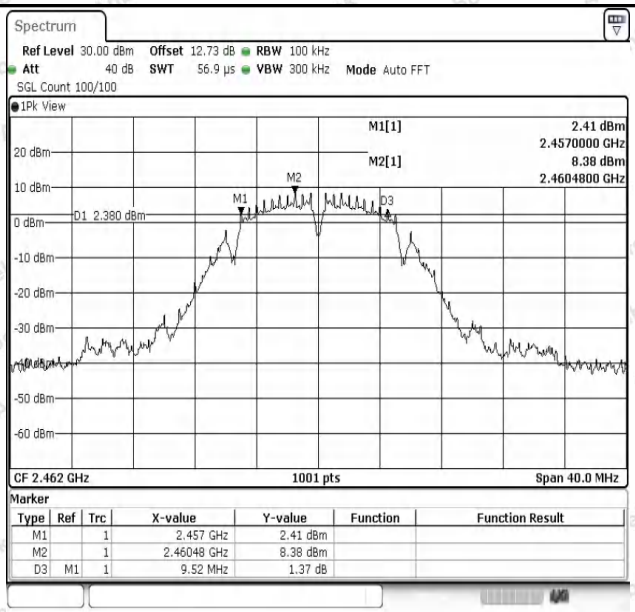

11B-Ant1-2462-PASS

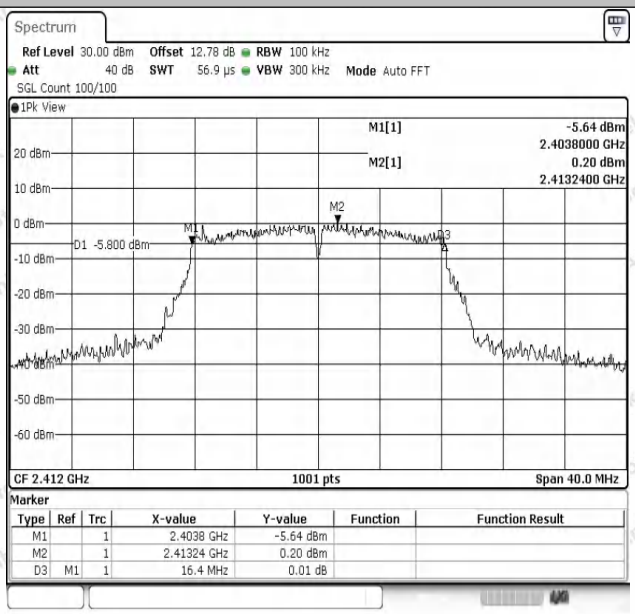

11G-Ant1-2412-PASS

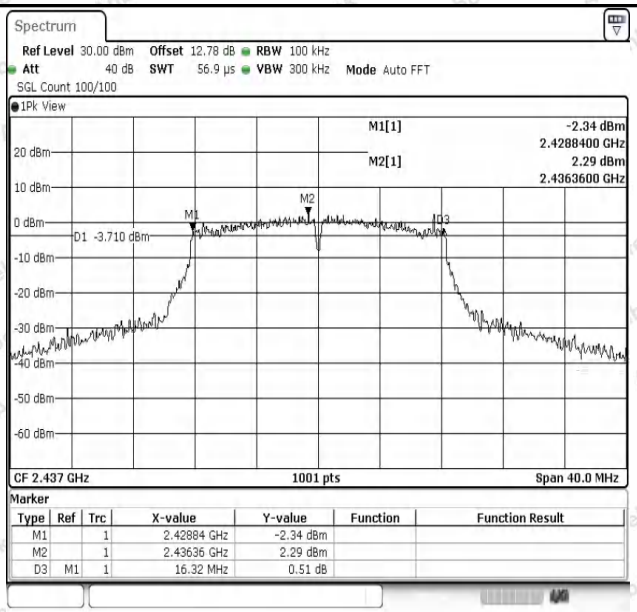

11G-Ant1-2437-PASS

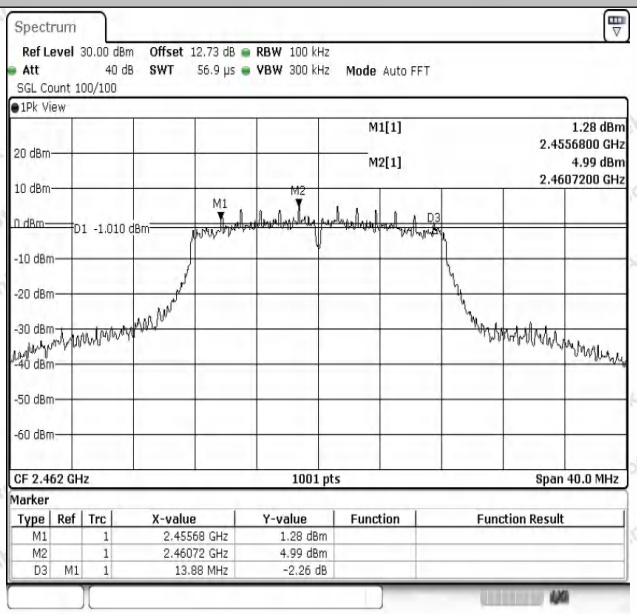

11G-Ant1-2462-PASS

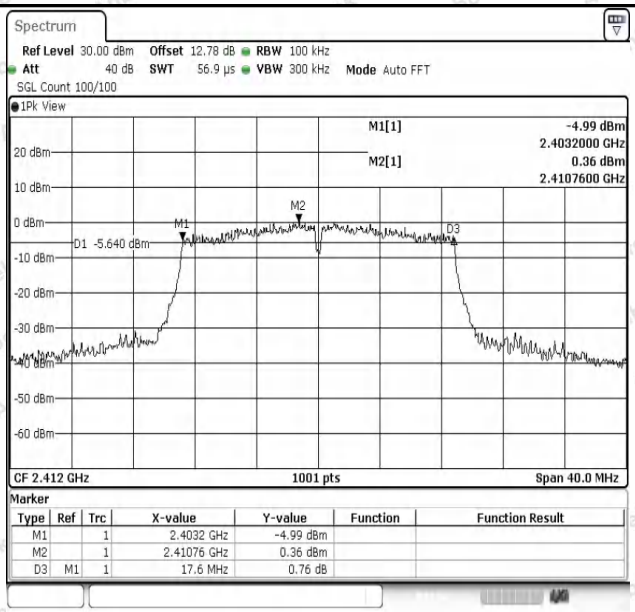

11N20SISO-Ant1-2412-PASS

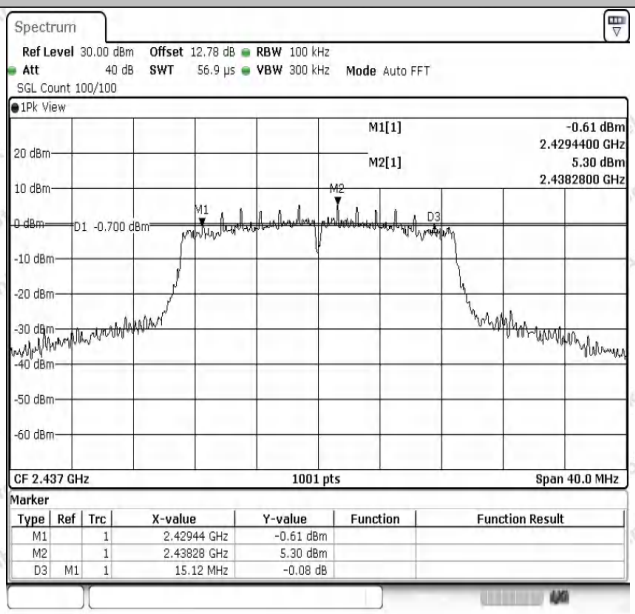

11N20SISO-Ant1-2437-PASS

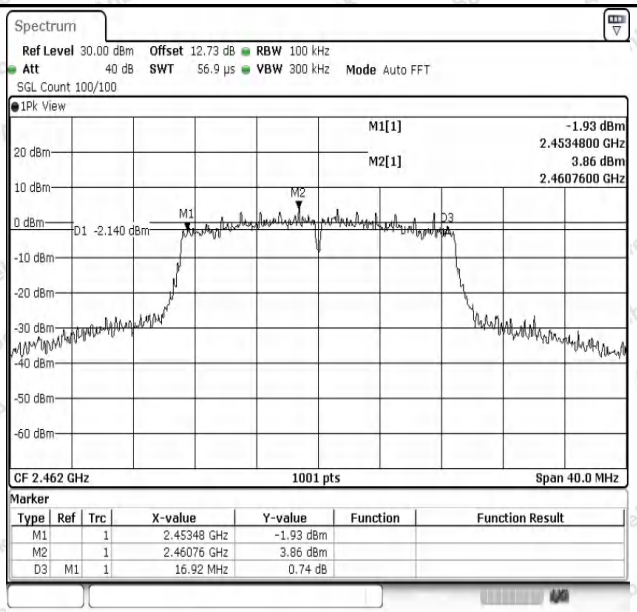

11N20SISO-Ant1-2462-PASS

Appendix B: Occupied Channel Bandwidth

Test Result

TestMode	Antenna	Channel Frequency[MHz]	OCB [MHz]	FL[MHz]	FH[MHz]	Limit[MHz]	Verdict
11B	Ant1	2412	12.747	2405.6464	2418.3936	---	---
11B	Ant1	2437	12.707	2430.6464	2443.3536	---	---
11B	Ant1	2462	12.667	2455.6464	2468.3137	---	---
11G	Ant1	2412	17.023	2403.3686	2420.3916	---	---
11G	Ant1	2437	16.863	2428.6084	2445.4715	---	---
11G	Ant1	2462	16.903	2453.4486	2470.3516	---	---
11N20SISO	Ant1	2412	18.062	2402.9291	2420.9910	---	---
11N20SISO	Ant1	2437	17.862	2428.0490	2445.9111	---	---
11N20SISO	Ant1	2462	17.822	2453.0090	2470.8312	---	---

Test Graphs

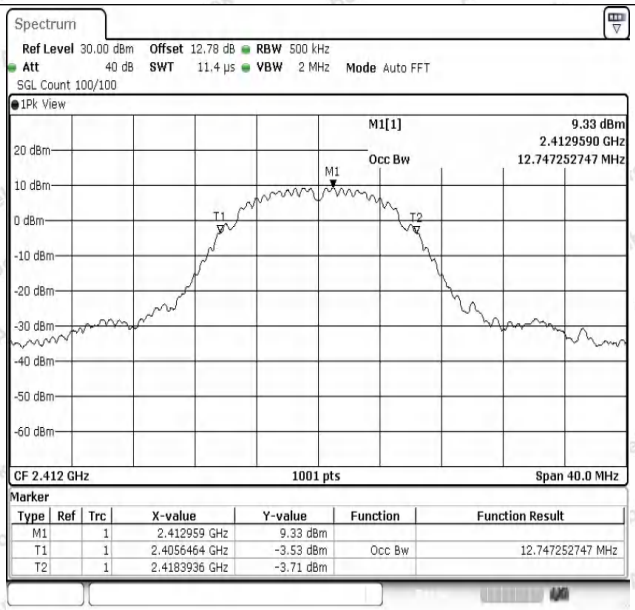

11B-Ant1-2412

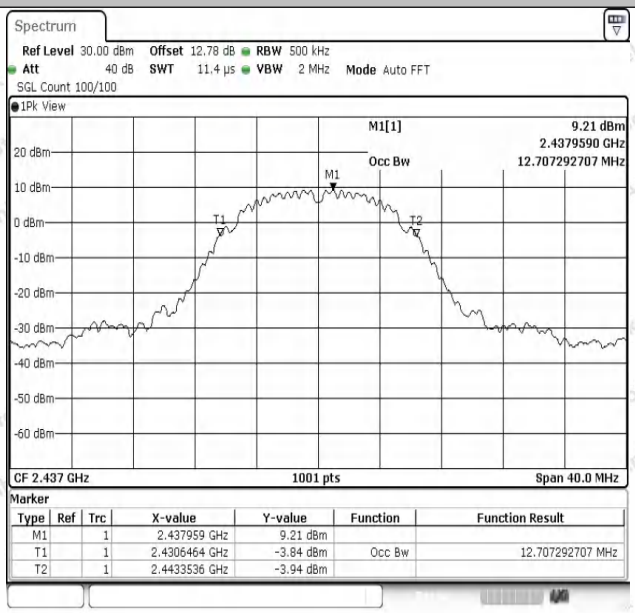

11B-Ant1-2437

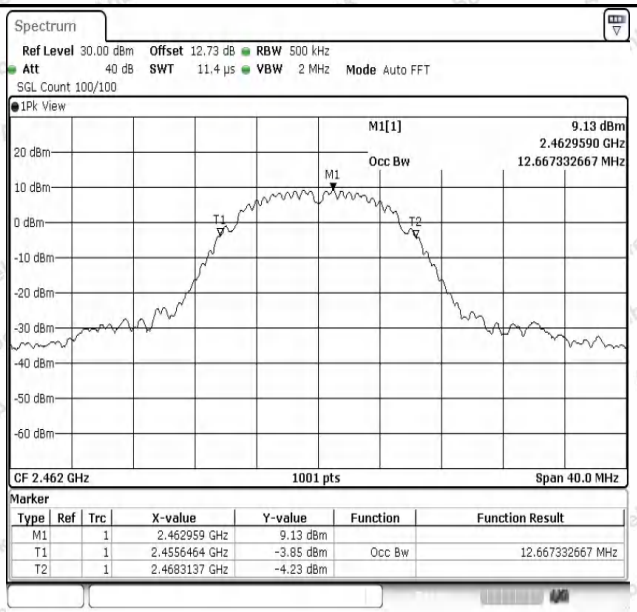

11B-Ant1-2462

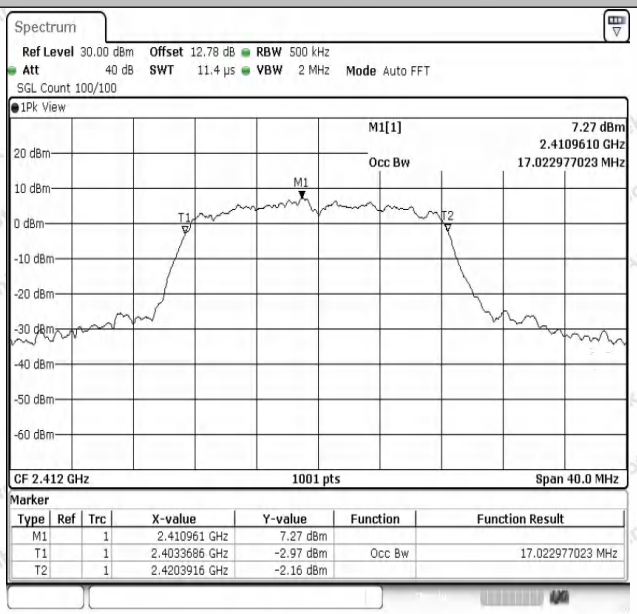

11G-Ant1-2412

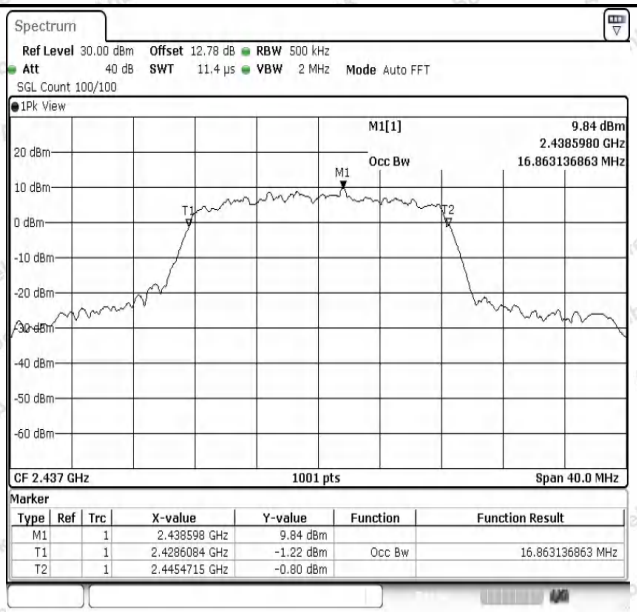

11G-Ant1-2437

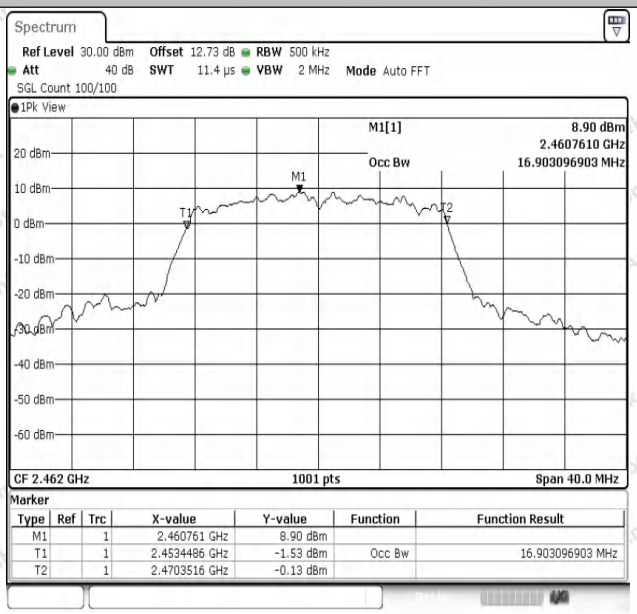

11G-Ant1-2462

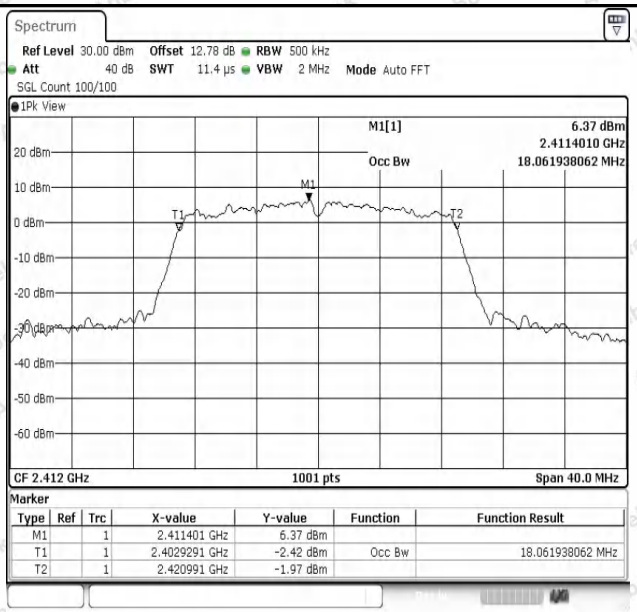

11N20SISO-Ant1-2412

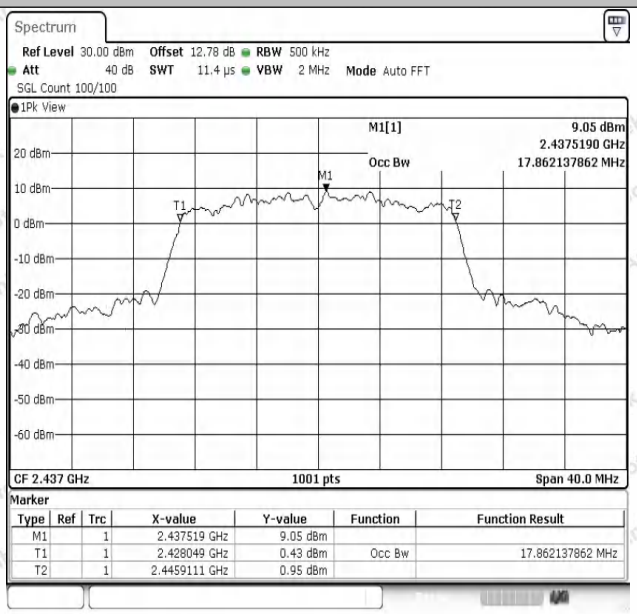

11N20SISO-Ant1-2437

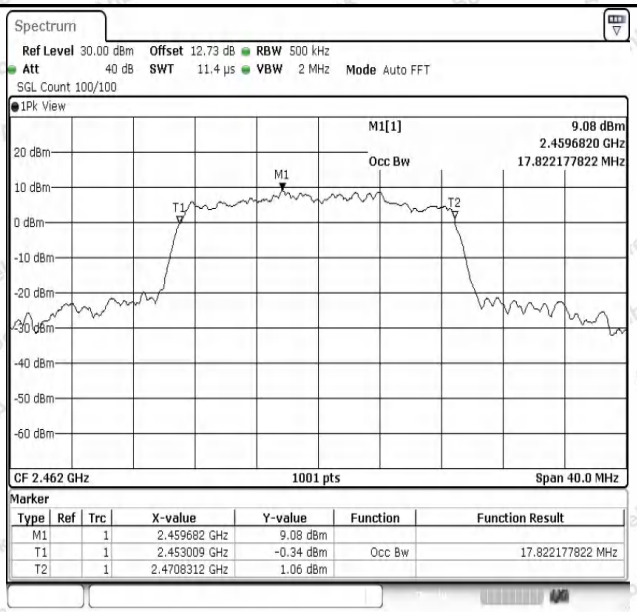

11N20SISO-Ant1-2462

Appendix C: Maximum conducted output power

Test Result Average

Test Mode	Antenna	Frequency [MHz]	Set Power	Average power [dBm]	Duty Cycle [%]	DC Factor [dB]	Result [dBm]	Limit [dBm]	Verdict
11B	Ant1	2412	NA	17.77	99.64	0.02	**17.79**	≤30.00	PASS
11B	Ant1	2437	NA	17.54	99.64	0.02	17.56	≤30.00	PASS
11B	Ant1	2462	NA	17.62	99.64	0.02	17.64	≤30.00	PASS
11G	Ant1	2412	NA	13.48	97.20	0.12	13.60	≤30.00	PASS
11G	Ant1	2437	NA	15.37	97.90	0.09	15.46	≤30.00	PASS
11G	Ant1	2462	NA	15.29	97.90	0.09	15.38	≤30.00	PASS
11N20SISO	Ant1	2412	NA	13.49	97.01	0.13	13.62	≤30.00	PASS
11N20SISO	Ant1	2437	NA	15.36	97.01	0.13	15.49	≤30.00	PASS
11N20SISO	Ant1	2462	NA	15.49	97.01	0.13	15.62	≤30.00	PASS

Test Graphs Average

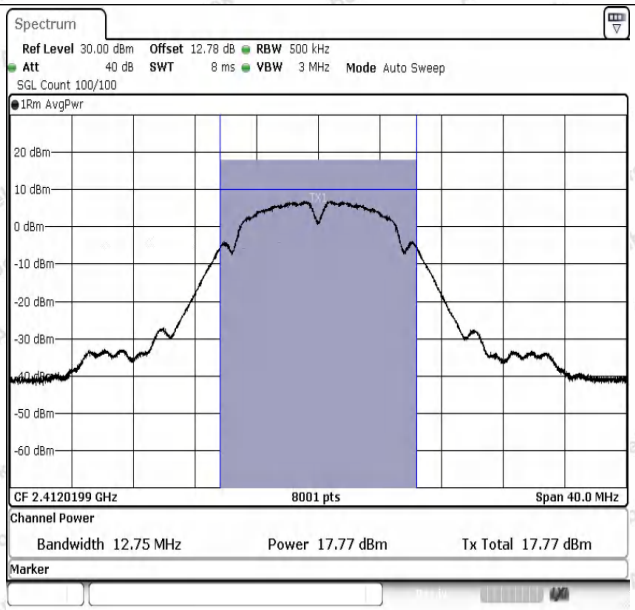

11B-Ant1-2412-PASS

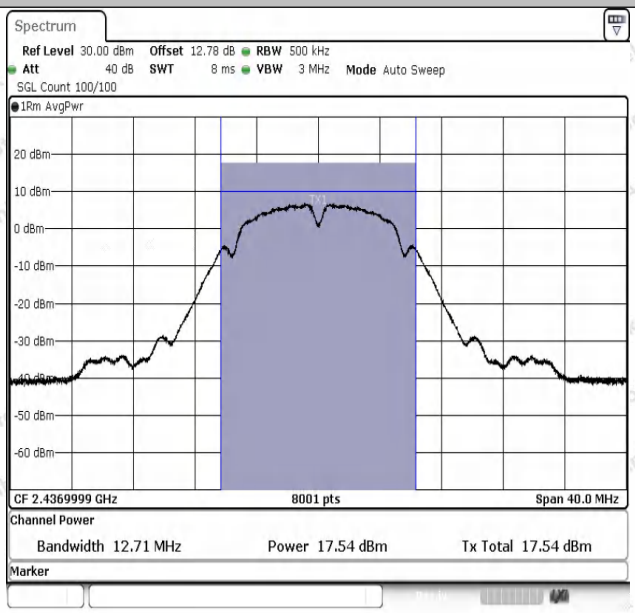

11B-Ant1-2437-PASS

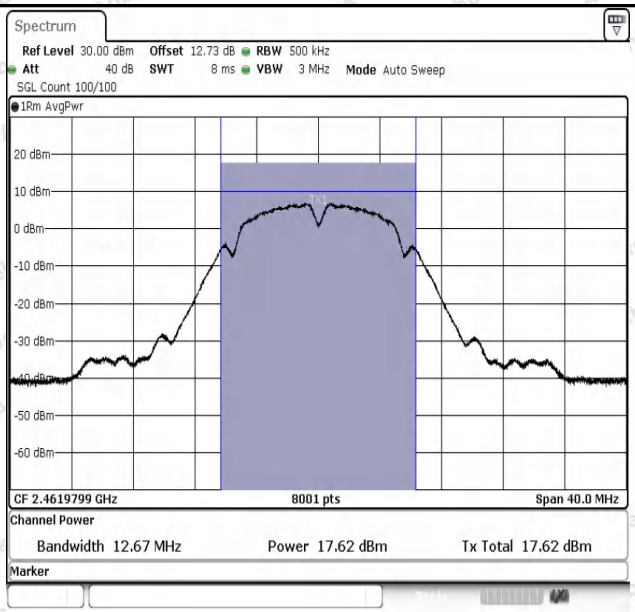

11B-Ant1-2462-PASS

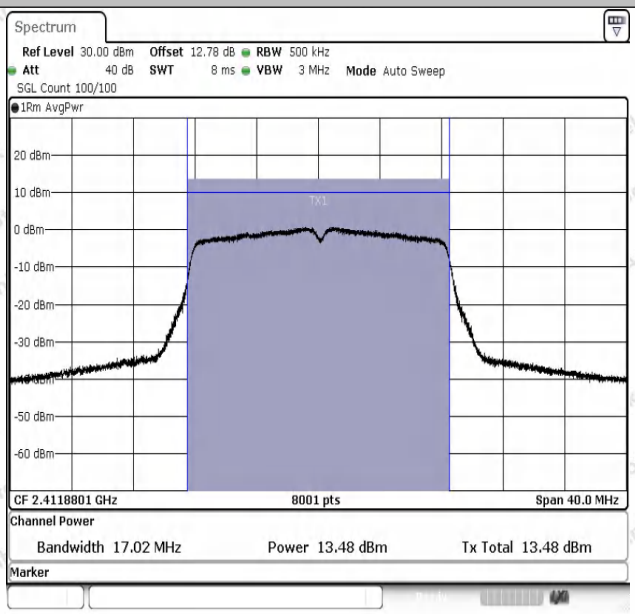

11G-Ant1-2412-PASS

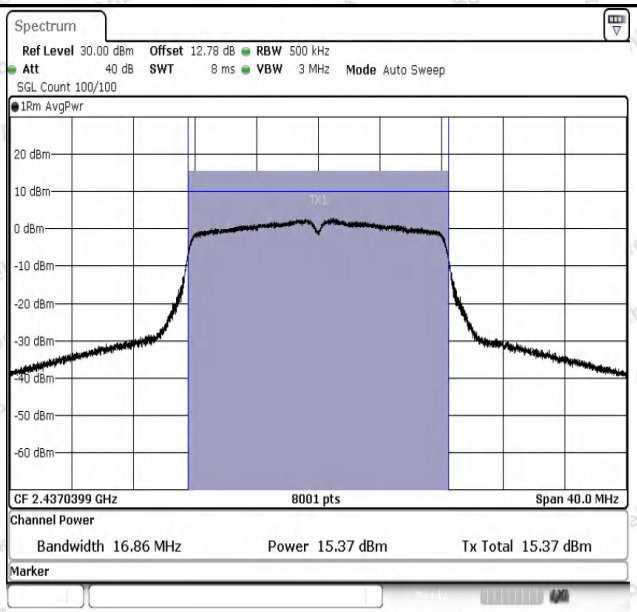

11G-Ant1-2437-PASS

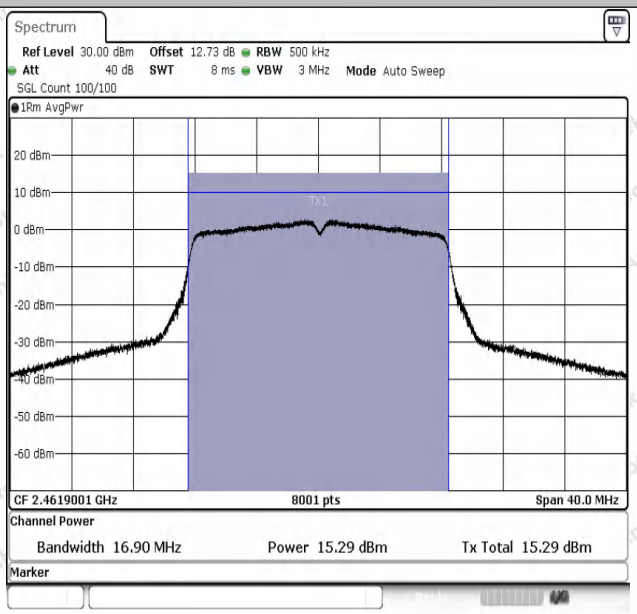

11G-Ant1-2462-PASS

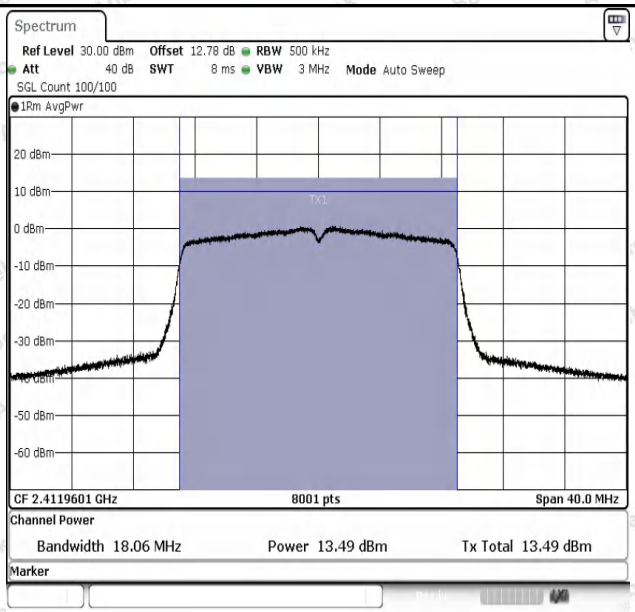

11N20SISO-Ant1-2412-PASS

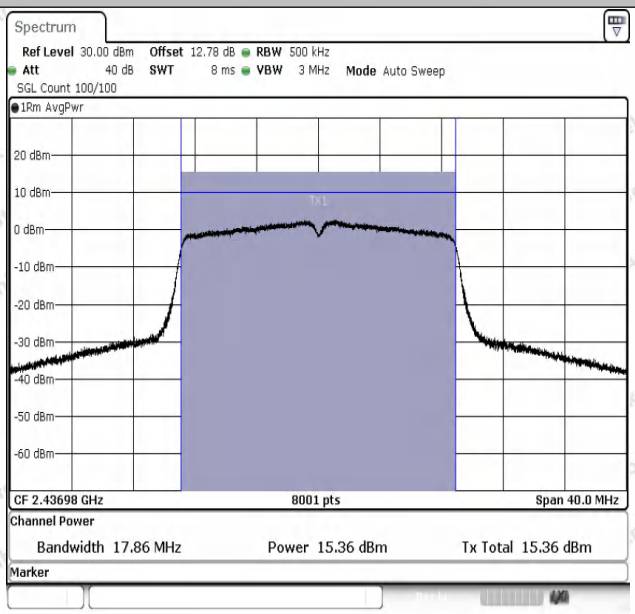

11N20SISO-Ant1-2437-PASS

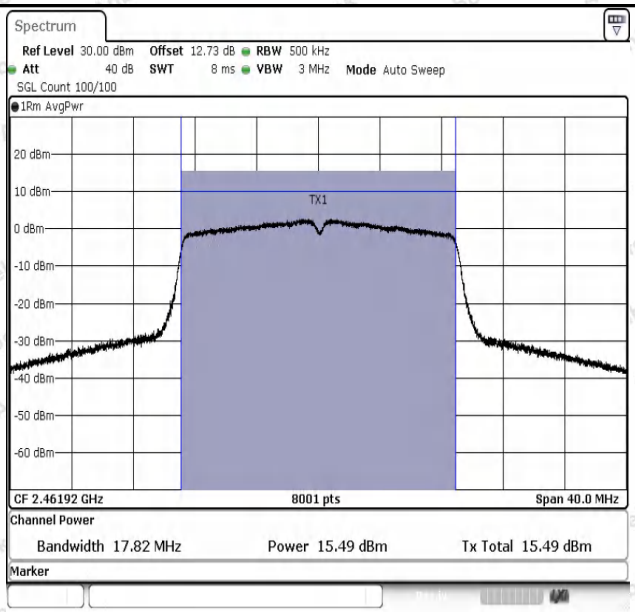

11N20SISO-Ant1-2462-PASS

Appendix D: Maximum power spectral density

Test Result

TestMode	Antenna	Frequency[MHz]	Result[dBm/3kHz]	Limit[dBm/3kHz]	Verdict
11B	Ant1	2412	-13.59	≤8.00	PASS
11B	Ant1	2437	-13.81	≤8.00	PASS
11B	Ant1	2462	-13.59	≤8.00	PASS
11G	Ant1	2412	-19.51	≤8.00	PASS
11G	Ant1	2437	-17.76	≤8.00	PASS
11G	Ant1	2462	-18.14	≤8.00	PASS
11N20SISO	Ant1	2412	-19.55	≤8.00	PASS
11N20SISO	Ant1	2437	-17.65	≤8.00	PASS
11N20SISO	Ant1	2462	-17.38	≤8.00	PASS

Note：

1. The Duty Cycle Factor(10*log(1/D)) and cable loss are compensated in the graph.
2. PSD(dBm/3kHz)= PSD(dBm/30kHz)- (10*log(30/3))

Test Graphs

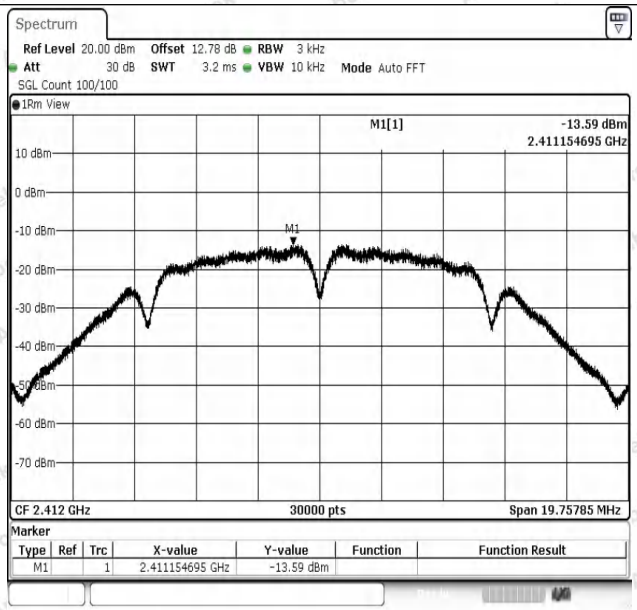

11B-Ant1-2412-PASS

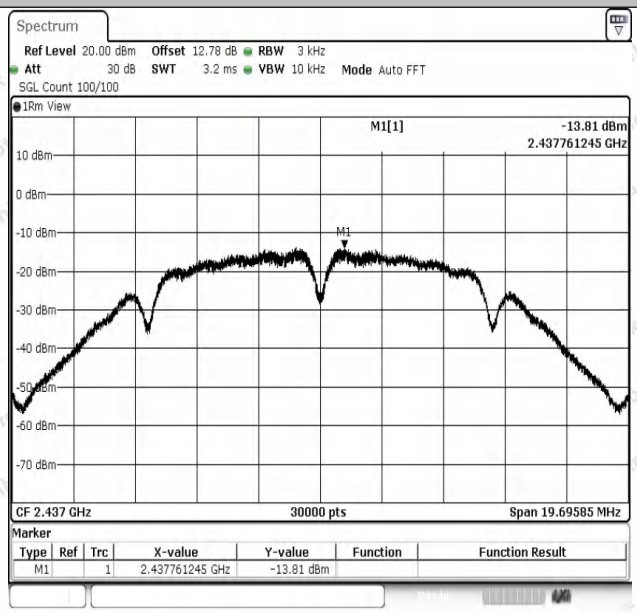

11B-Ant1-2437-PASS

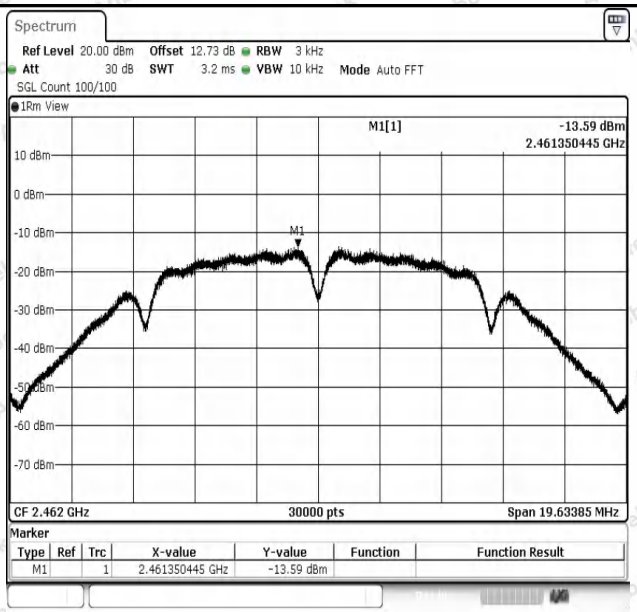

11B-Ant1-2462-PASS

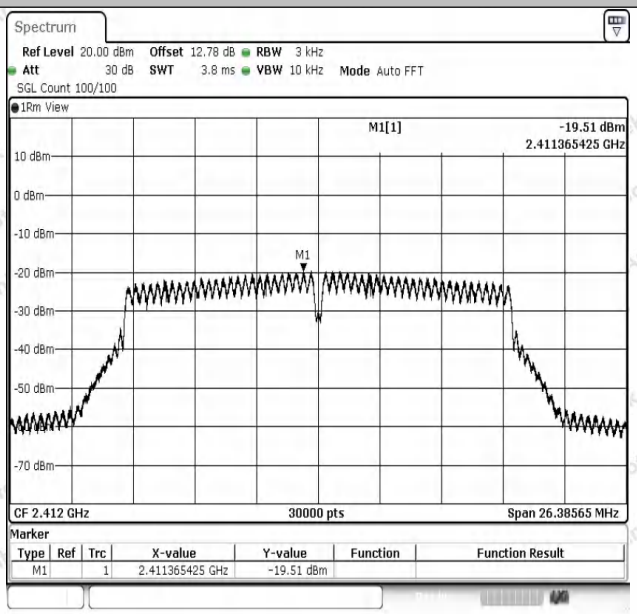

11G-Ant1-2412-PASS

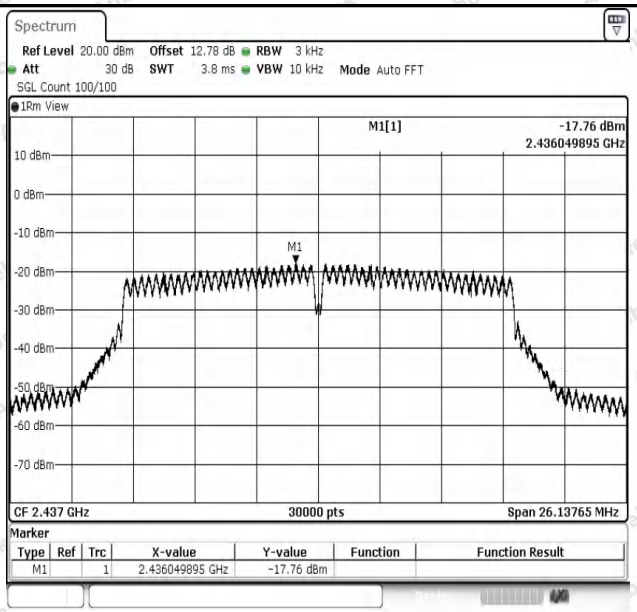

11G-Ant1-2437-PASS

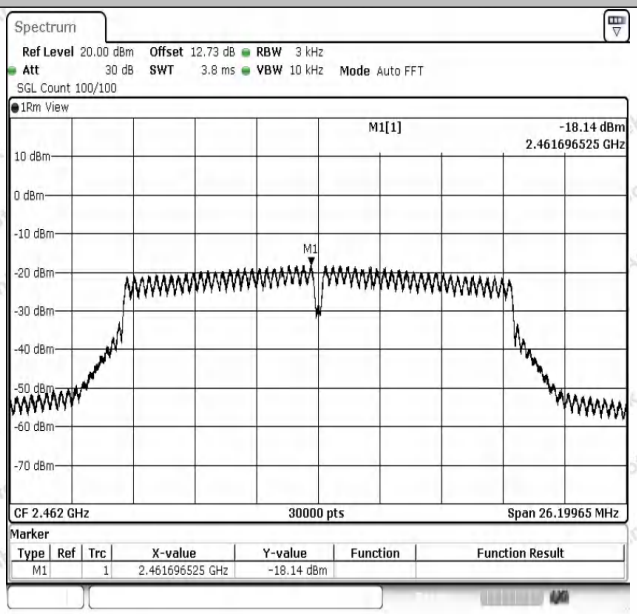

11G-Ant1-2462-PASS

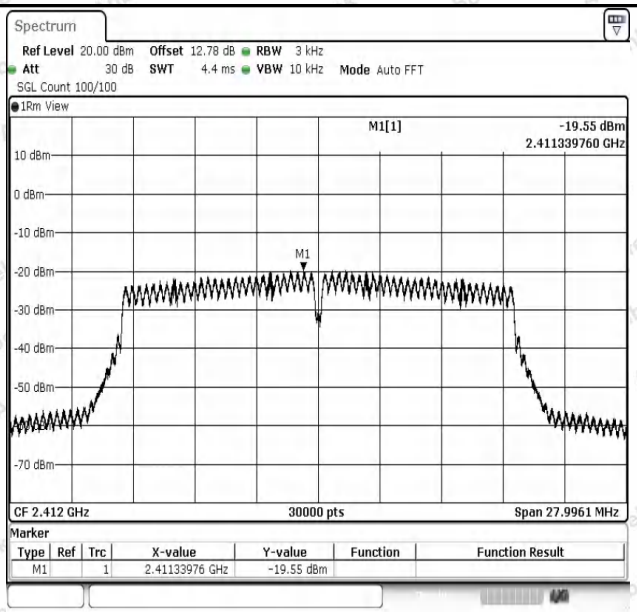

11N20SISO-Ant1-2412-PASS

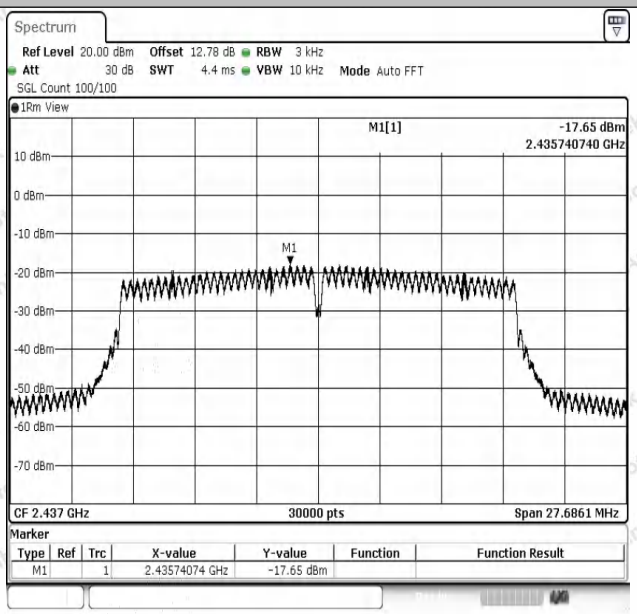

11N20SISO-Ant1-2437-PASS

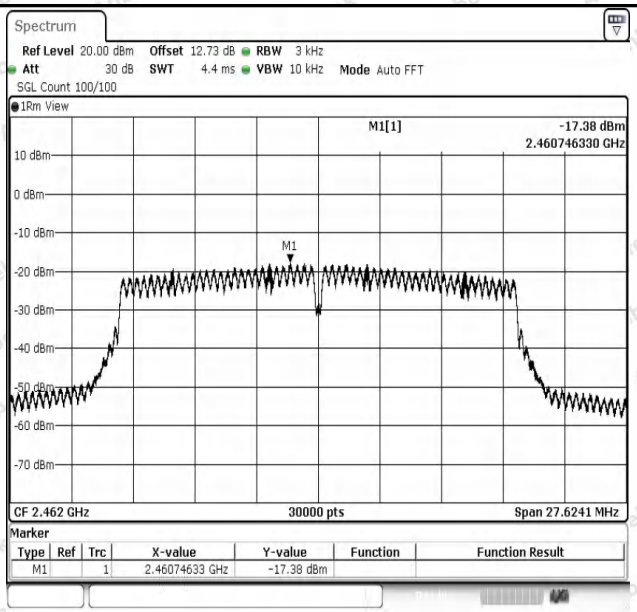

11N20SISO-Ant1-2462-PASS

Appendix E: Band edge measurements

Test Result

TestMode	Antenna	ChName	Frequency [MHz]	RefLevel[dBm]	Result[dBm]	Limit[dBm]	Verdict
11B	Ant1	Low	2412	5.03	-34.95	≤-24.97	PASS
11B	Ant1	High	2462	3.08	-49.13	≤-26.92	PASS
11G	Ant1	Low	2412	-0.98	-38.73	≤-30.98	PASS
11G	Ant1	High	2462	0.20	-46.87	≤-29.8	PASS
11N20SISO	Ant1	Low	2412	-1.81	-39.61	≤-31.81	PASS
11N20SISO	Ant1	High	2462	0.09	-45.45	≤-29.91	PASS

Test Graphs

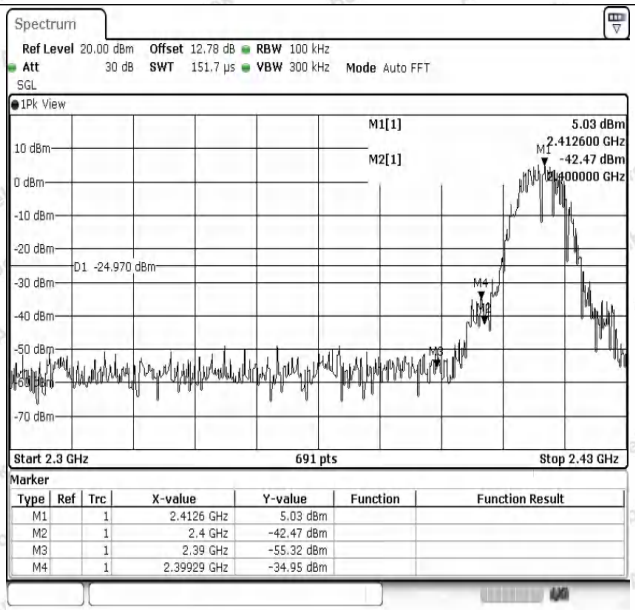

11B-Ant1-2412-PASS

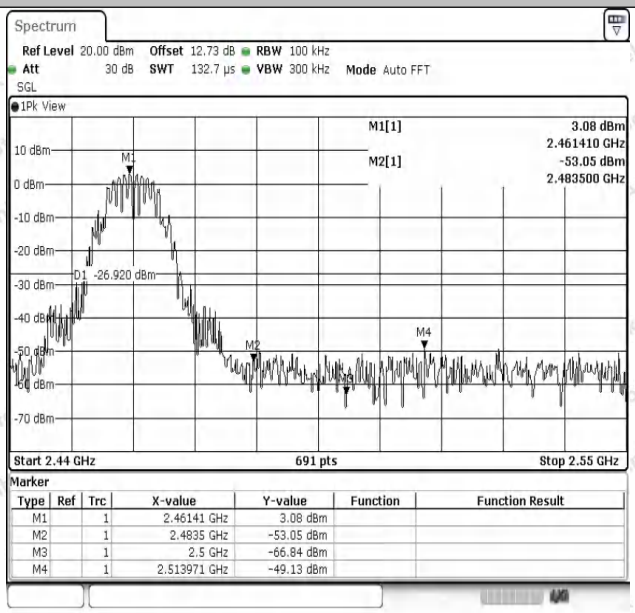

11B-Ant1-2462-PASS

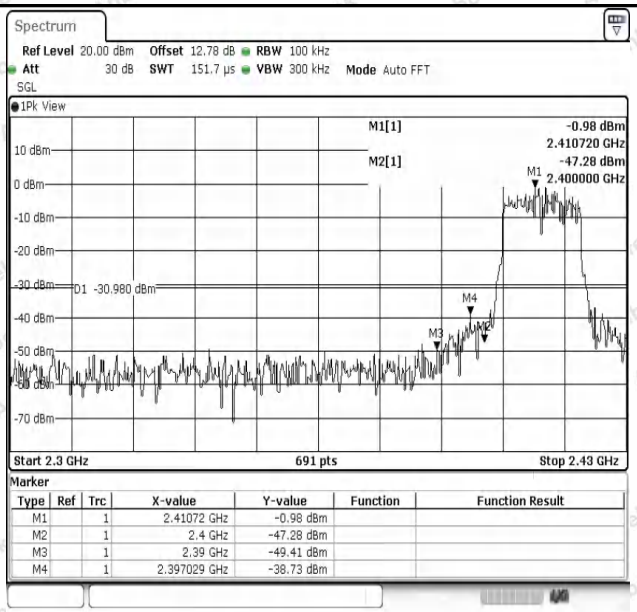

11G-Ant1-2412-PASS

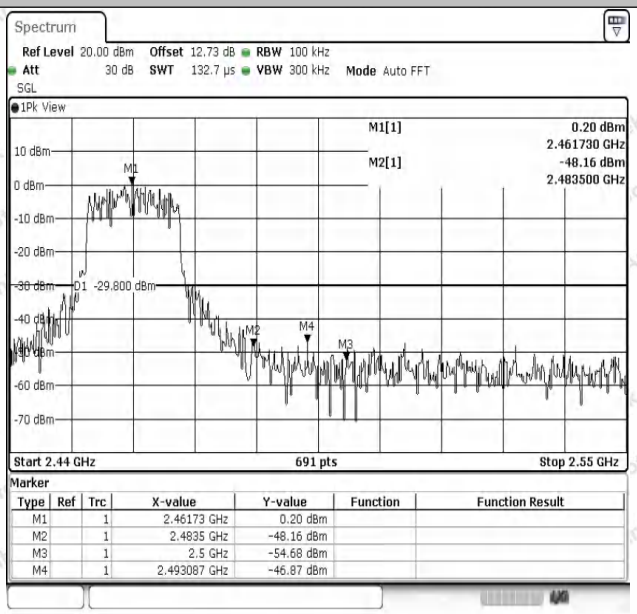

11G-Ant1-2462-PASS

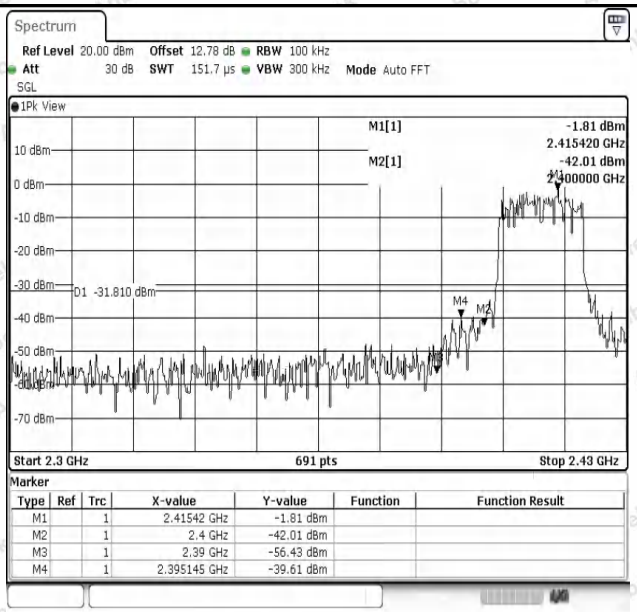

11N20SISO-Ant1-2412-PASS

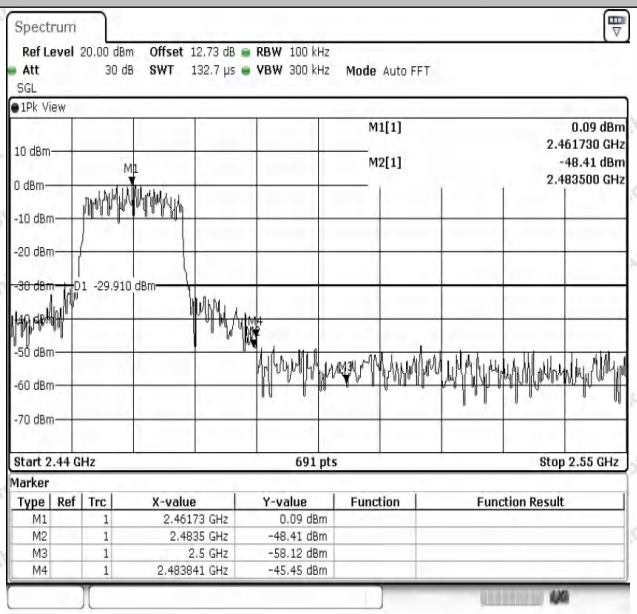

11N20SISO-Ant1-2462-PASS

Appendix F: Conducted Spurious Emission

Test Result

TestMode	Antenna	Frequency[MHz]	FreqRange [Mhz]	RefLevel [dBm]	Result [dBm]	Limit [dBm]	Verdict
11B	Ant1	2412	0~Reference	5.55	5.55	---	PASS
11B	Ant1	2412	30~1000	5.55	-57.42	≤-24.45	PASS
11B	Ant1	2412	1000~26500	5.55	-42.22	≤-24.45	PASS
11B	Ant1	2437	0~Reference	5.88	5.88	---	PASS
11B	Ant1	2437	30~1000	5.88	-58.33	≤-24.12	PASS
11B	Ant1	2437	1000~26500	5.88	-43.97	≤-24.12	PASS
11B	Ant1	2462	0~Reference	3.02	3.02	---	PASS
11B	Ant1	2462	30~1000	3.02	-53.62	≤-26.98	PASS
11B	Ant1	2462	1000~26500	3.02	-43.17	≤-26.98	PASS
11G	Ant1	2412	0~Reference	2.01	2.01	---	PASS
11G	Ant1	2412	30~1000	2.01	-55.99	≤-27.99	PASS
11G	Ant1	2412	1000~26500	2.01	-43.58	≤-27.99	PASS
11G	Ant1	2437	0~Reference	2.52	2.52	---	PASS
11G	Ant1	2437	30~1000	2.52	-58.08	≤-27.48	PASS
11G	Ant1	2437	1000~26500	2.52	-43.55	≤-27.48	PASS
11G	Ant1	2462	0~Reference	-0.30	-0.30	---	PASS
11G	Ant1	2462	30~1000	-0.30	-56.9	≤-30.3	PASS
11G	Ant1	2462	1000~26500	-0.30	-42.48	≤-30.3	PASS
11N20SISO	Ant1	2412	0~Reference	1.66	1.66	---	PASS
11N20SISO	Ant1	2412	30~1000	1.66	-56.95	≤-28.34	PASS
11N20SISO	Ant1	2412	1000~26500	1.66	-43.55	≤-28.34	PASS
11N20SISO	Ant1	2437	0~Reference	2.19	2.19	---	PASS
11N20SISO	Ant1	2437	30~1000	2.19	-57.47	≤-27.81	PASS
11N20SISO	Ant1	2437	1000~26500	2.19	-43.13	≤-27.81	PASS
11N20SISO	Ant1	2462	0~Reference	0.17	0.17	---	PASS
11N20SISO	Ant1	2462	30~1000	0.17	-57.72	≤-29.83	PASS
11N20SISO	Ant1	2462	1000~26500	0.17	-44.12	≤-29.83	PASS

Test Graphs

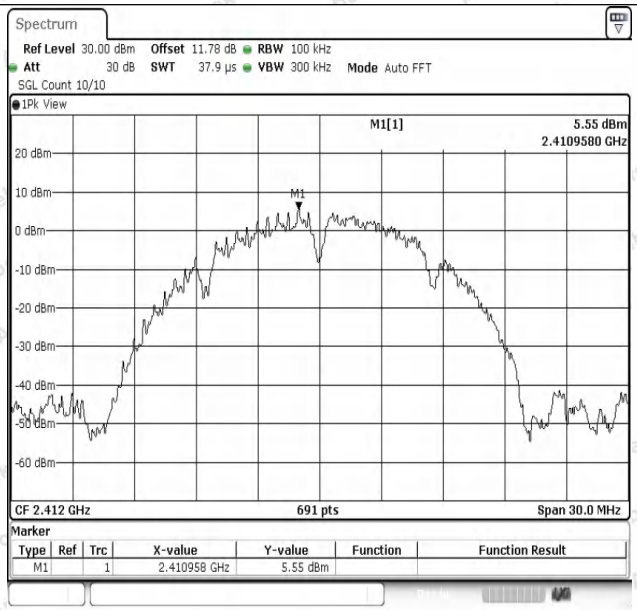

11B-Ant1-2412-0~Reference-PASS

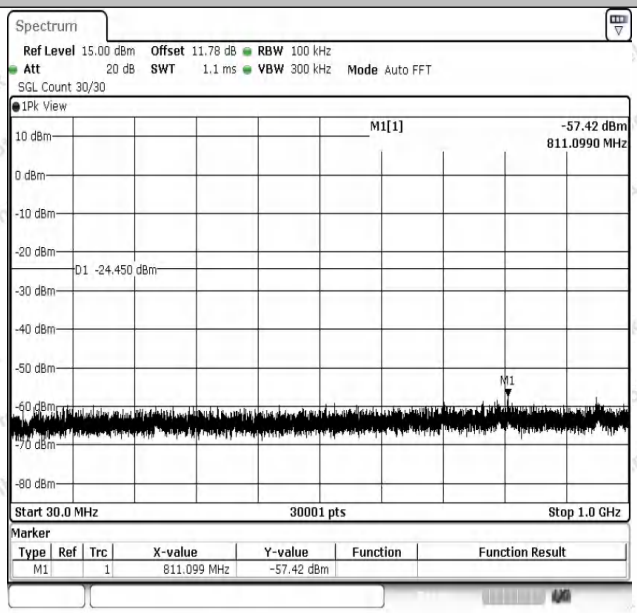

11B-Ant1-2412-30~1000-PASS

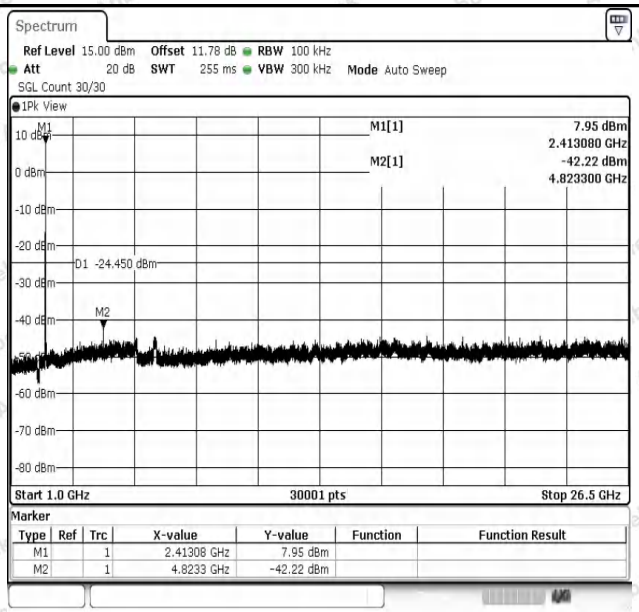

11B-Ant1-2412-1000~26500-PASS

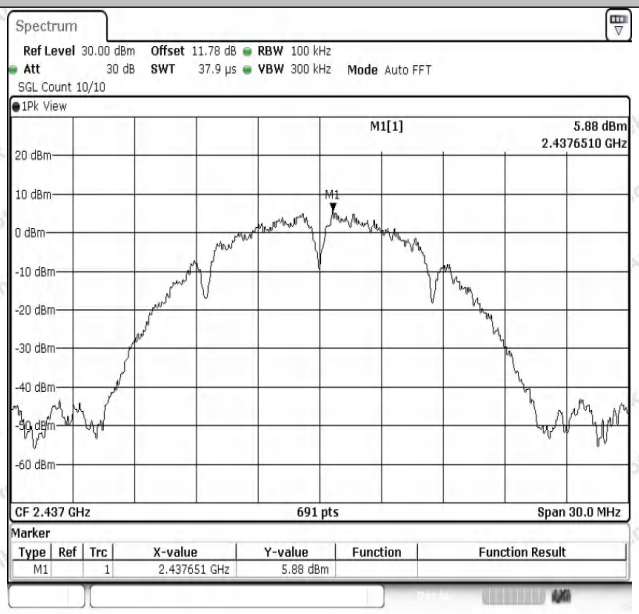

11B-Ant1-2437-0~Reference-PASS

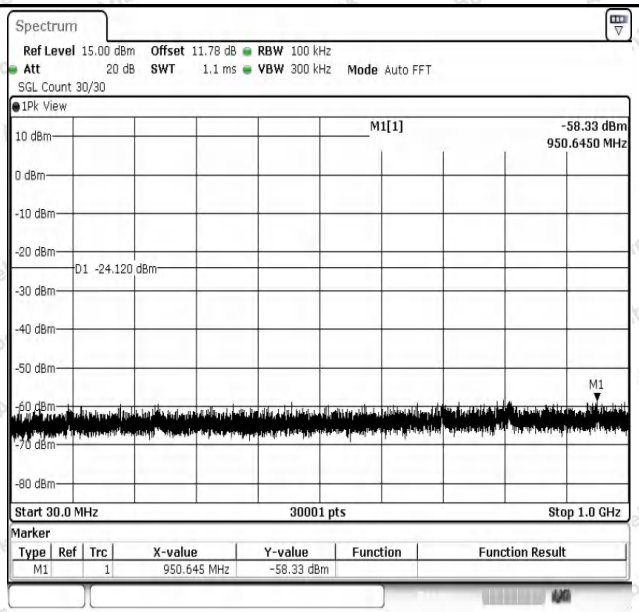

11B-Ant1-2437-30~1000-PASS

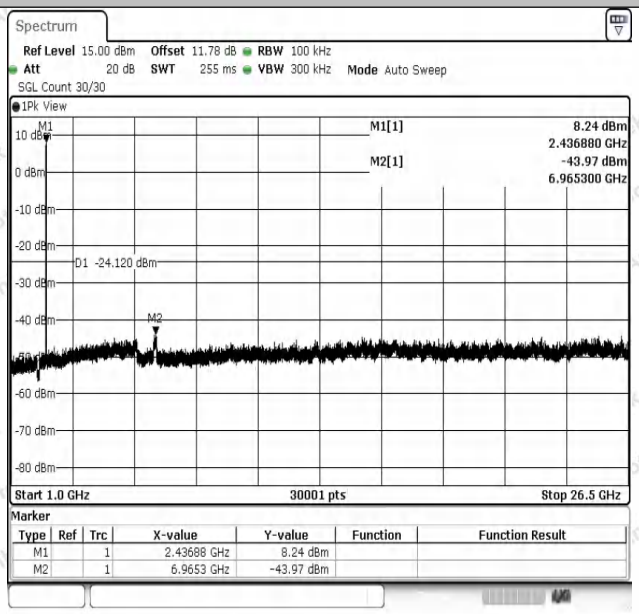

11B-Ant1-2437-1000~26500-PASS

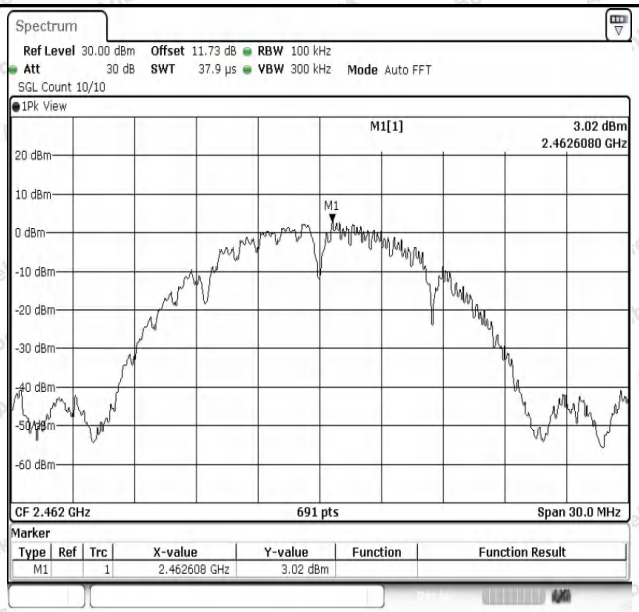

11B-Ant1-2462-0~Reference-PASS

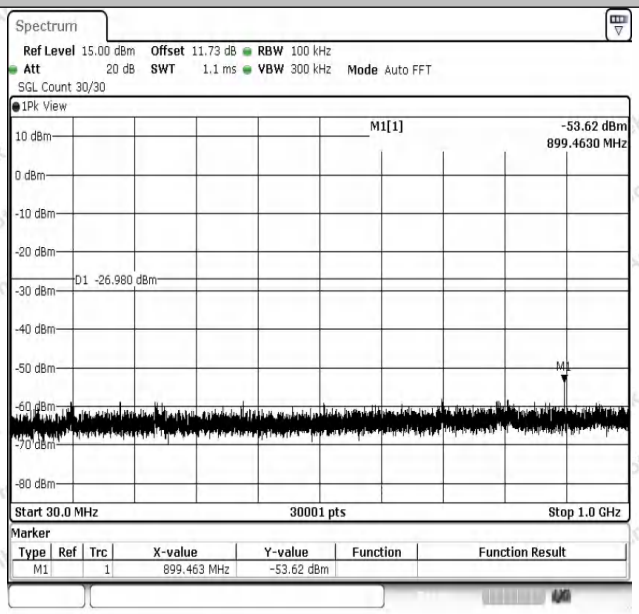

11B-Ant1-2462-30~1000-PASS

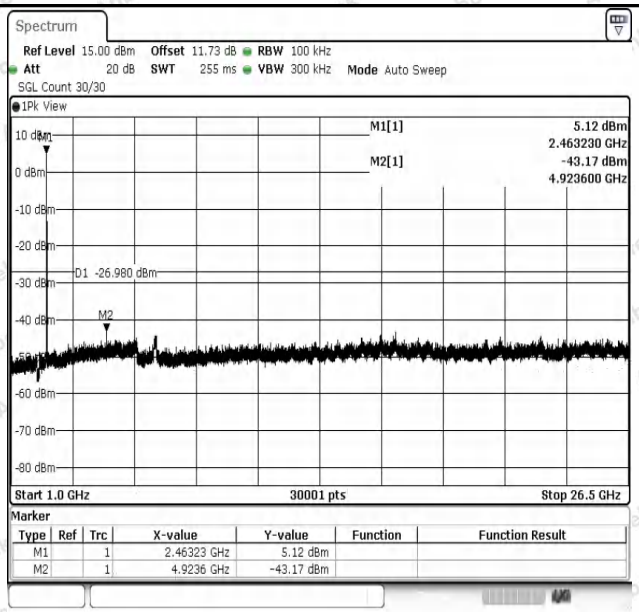

11B-Ant1-2462-1000~26500-PASS

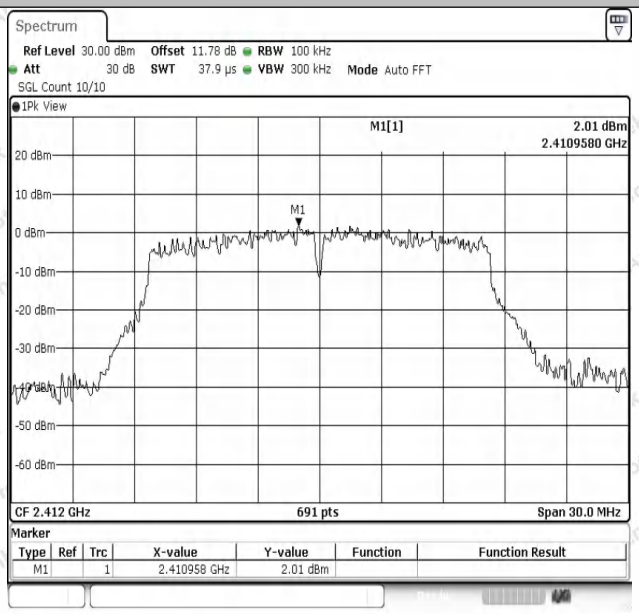

11G-Ant1-2412-0~Reference-PASS

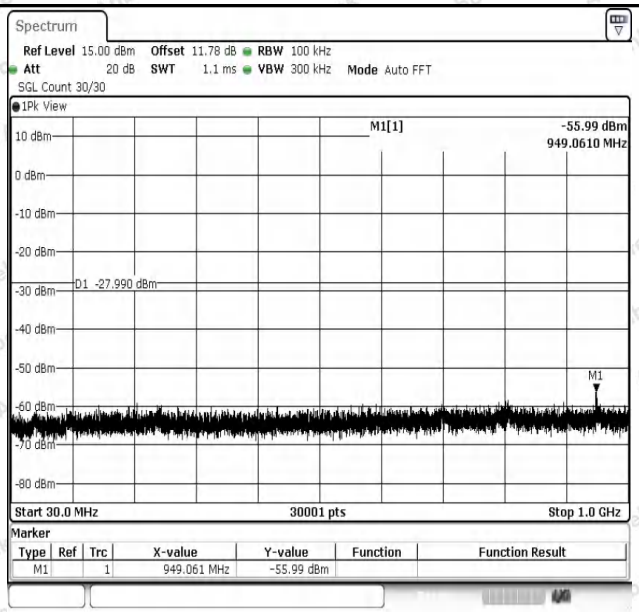

11G-Ant1-2412-30~1000-PASS

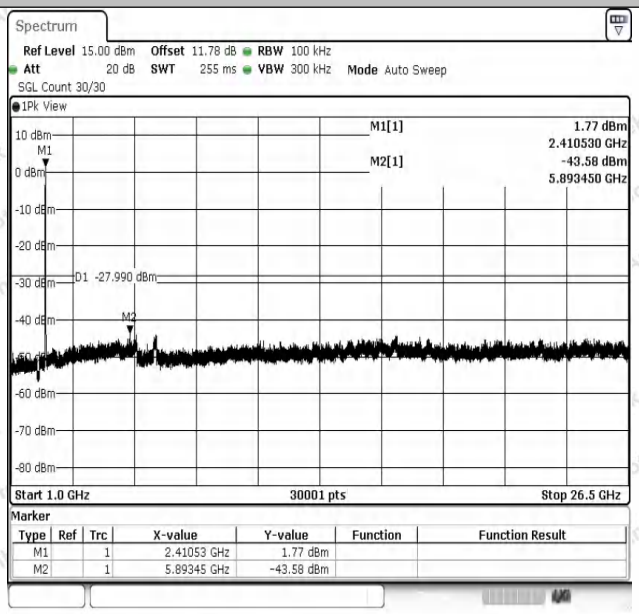

11G-Ant1-2412-1000~26500-PASS

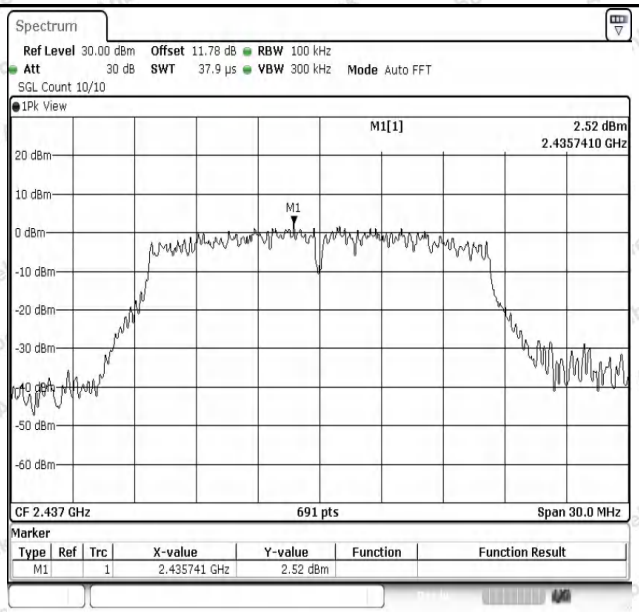

11G-Ant1-2437-0~Reference-PASS

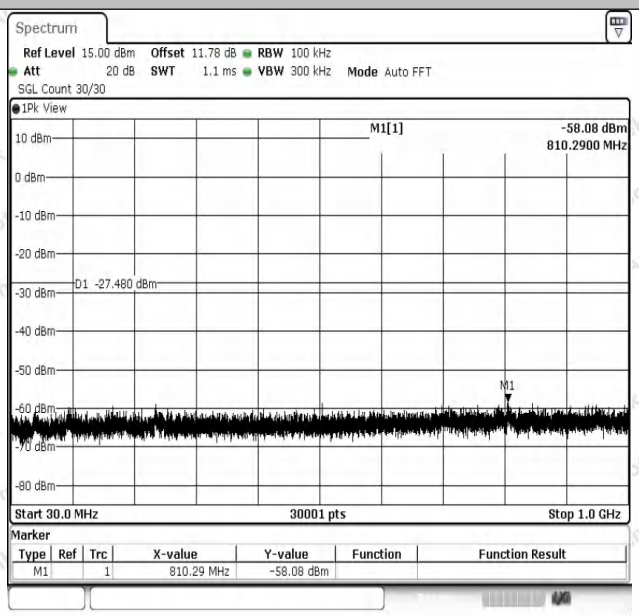

11G-Ant1-2437-30~1000-PASS

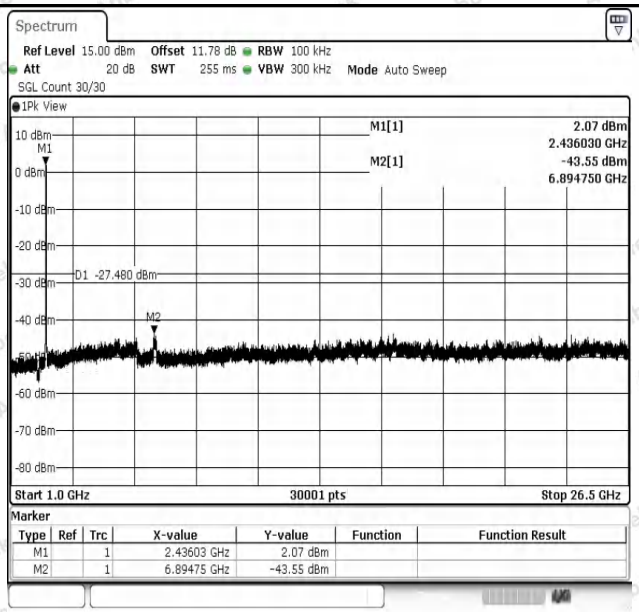

11G-Ant1-2437-1000~26500-PASS

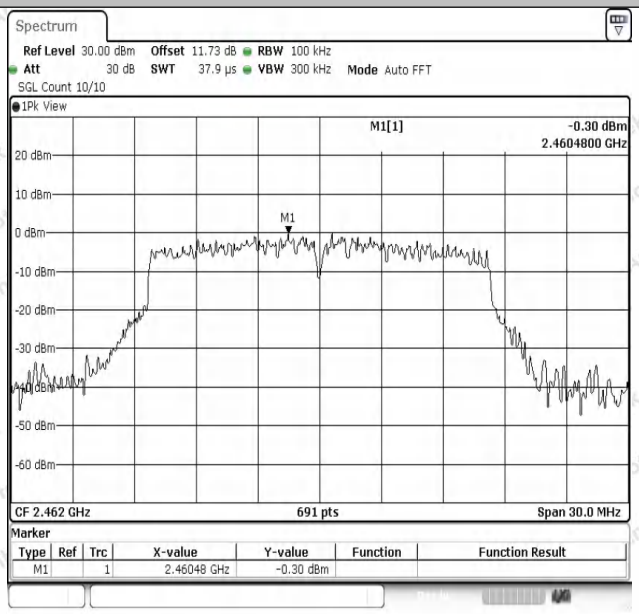

11G-Ant1-2462-0~Reference-PASS

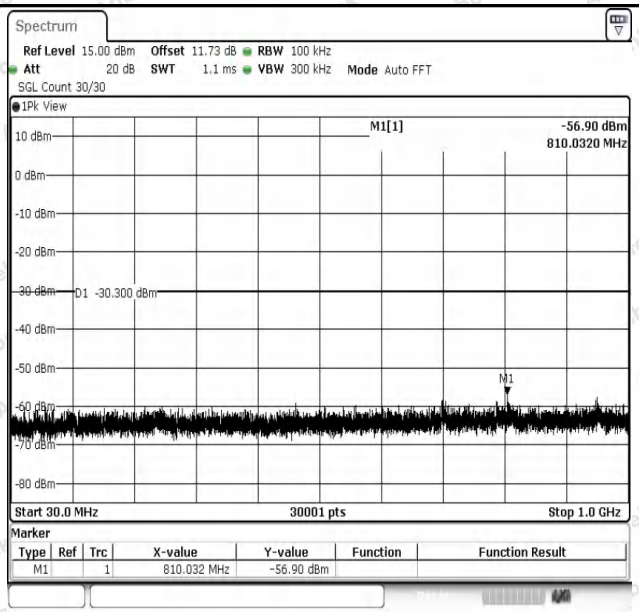

11G-Ant1-2462-30~1000-PASS

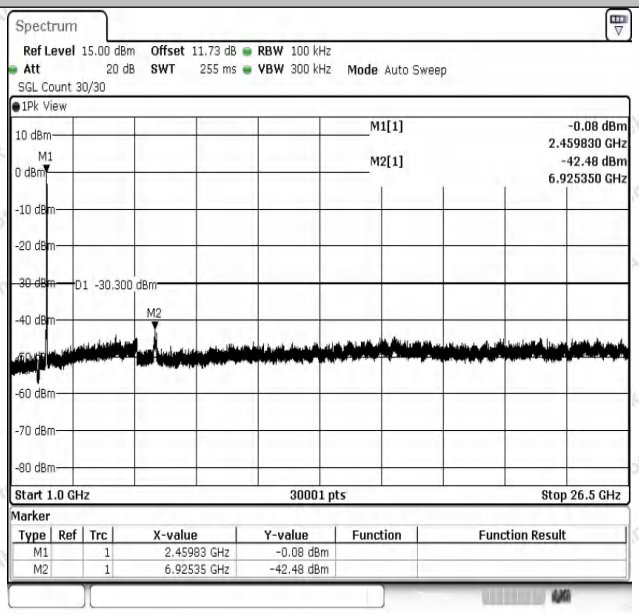

11G-Ant1-2462-1000~26500-PASS

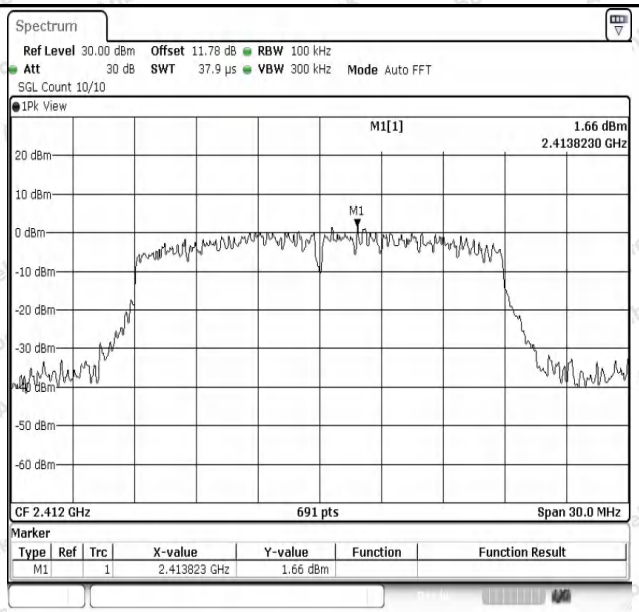

11N20SISO-Ant1-2412-0~Reference-PASS

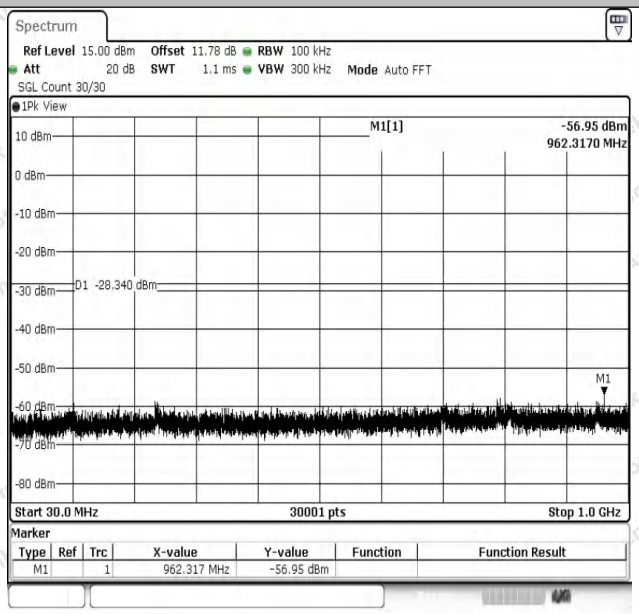

11N20SISO-Ant1-2412-30~1000-PASS

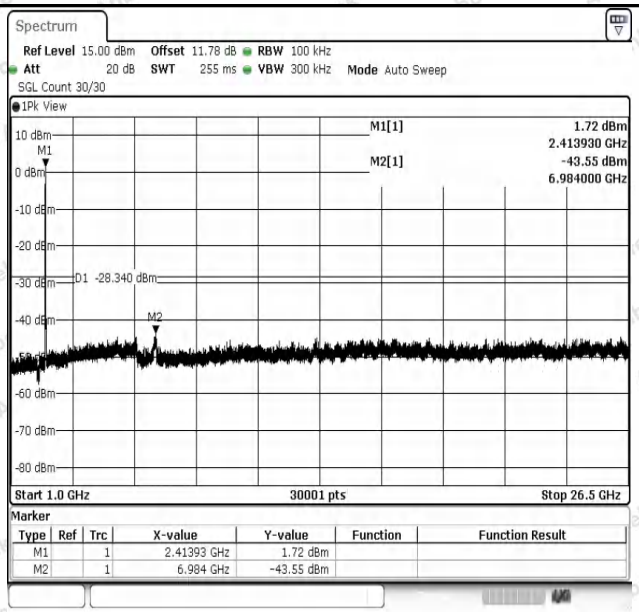

11N20SISO-Ant1-2412-1000~26500-PASS

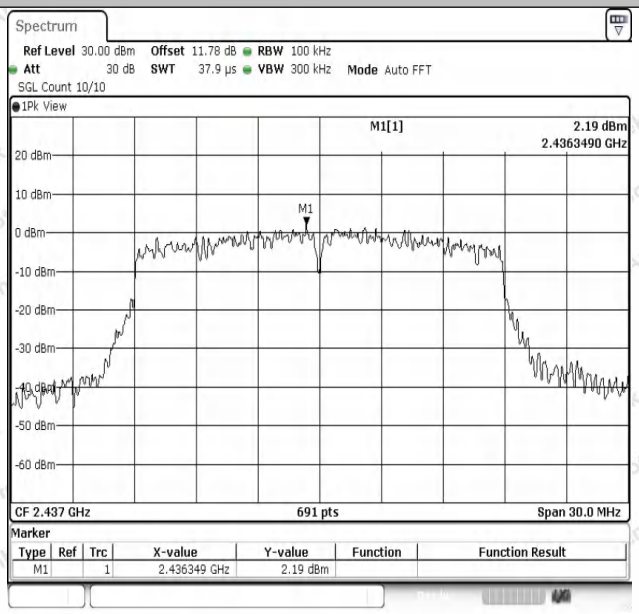

11N20SISO-Ant1-2437-0~Reference-PASS

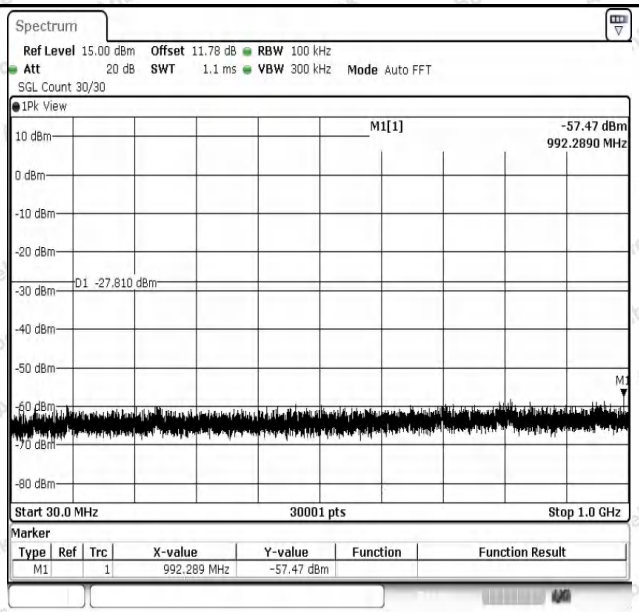

11N20SISO-Ant1-2437-30~1000-PASS

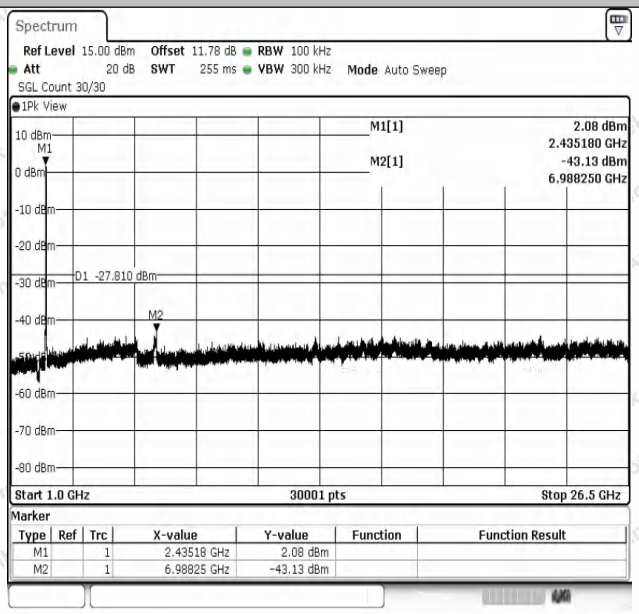

11N20SISO-Ant1-2437-1000~26500-PASS

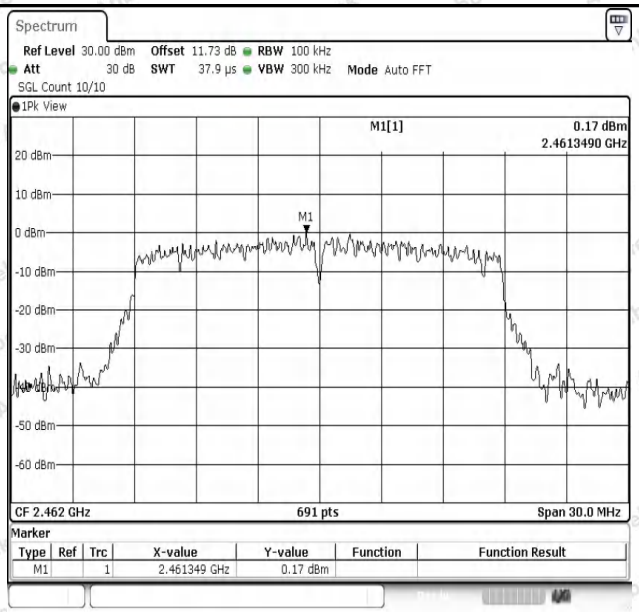

11N20SISO-Ant1-2462-0~Reference-PASS

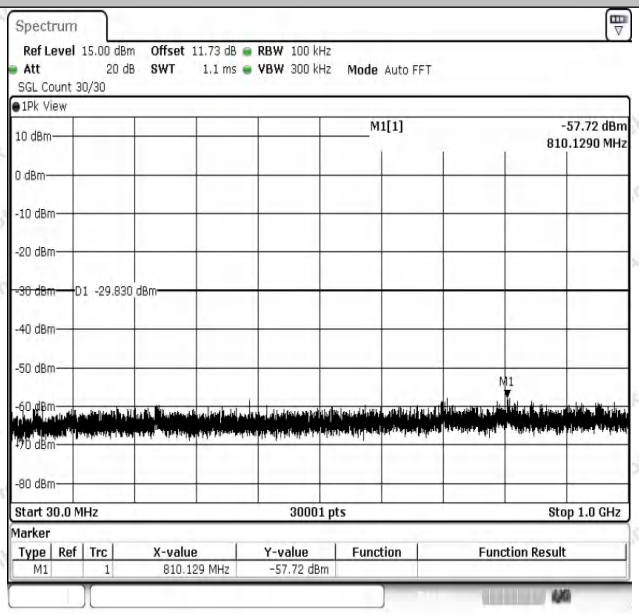

11N20SISO-Ant1-2462-30~1000-PASS

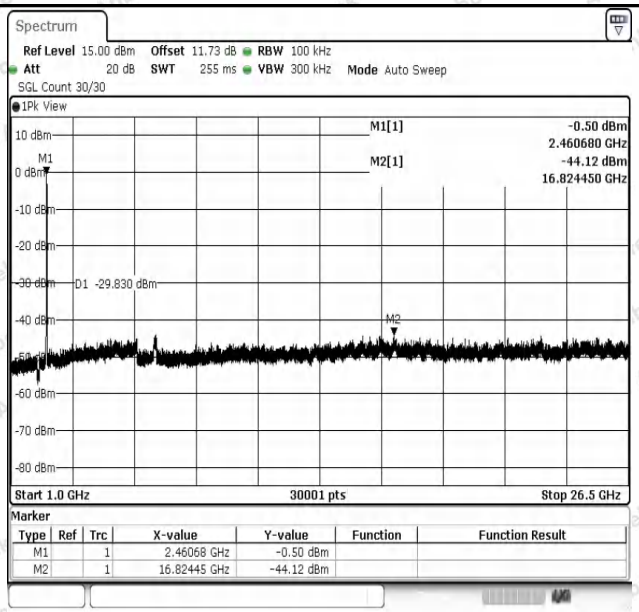

11N20SISO-Ant1-2462-1000~26500-PASS

Appendix G: Duty Cycle

Test Result

TestMode	Antenna	Frequency[MHz]	Transmission Duration [ms]	Transmission Period [ms]	Duty Cycle [%]	Factor
11B	Ant1	2412	8.39	8.42	99.64	0.02
11B	Ant1	2437	8.38	8.41	99.64	0.02
11B	Ant1	2462	8.38	8.41	99.64	0.02
11G	Ant1	2412	1.39	1.43	97.20	0.12
11G	Ant1	2437	1.40	1.43	97.90	0.09
11G	Ant1	2462	1.40	1.43	97.90	0.09
11N20SISO	Ant1	2412	1.30	1.34	97.01	0.13
11N20SISO	Ant1	2437	1.30	1.34	97.01	0.13
11N20SISO	Ant1	2462	1.30	1.34	97.01	0.13

Test Graphs

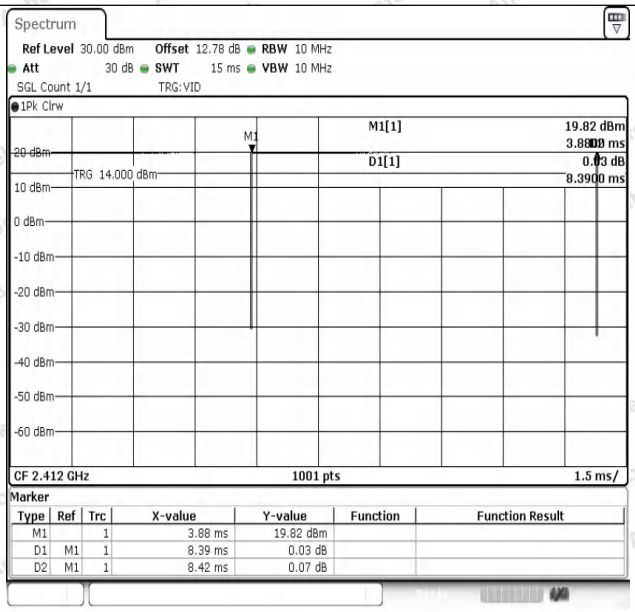

NTNV-11B-Ant1-2412

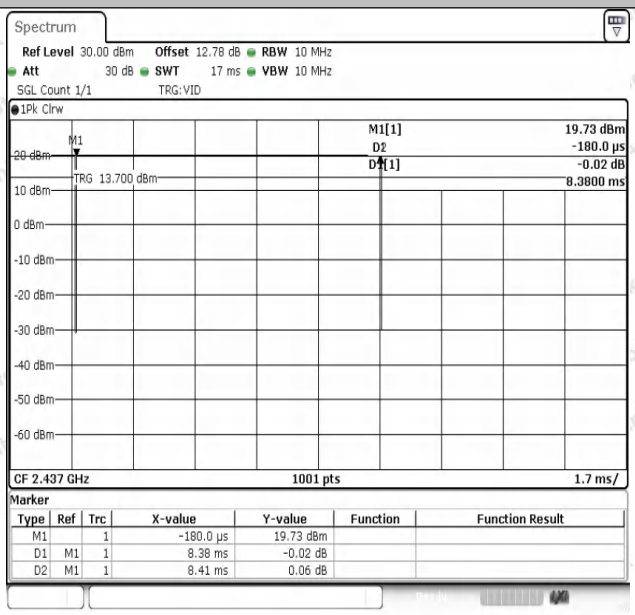

NTNV-11B-Ant1-2437

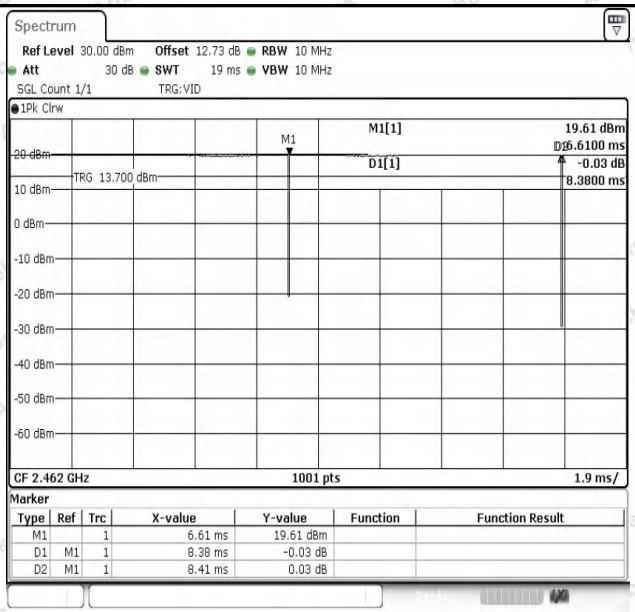

NTNV-11B-Ant1-2462

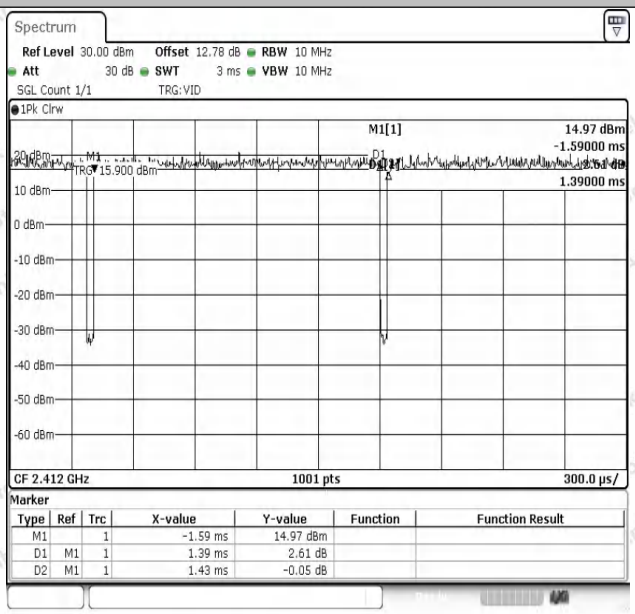

NTNV-11G-Ant1-2412

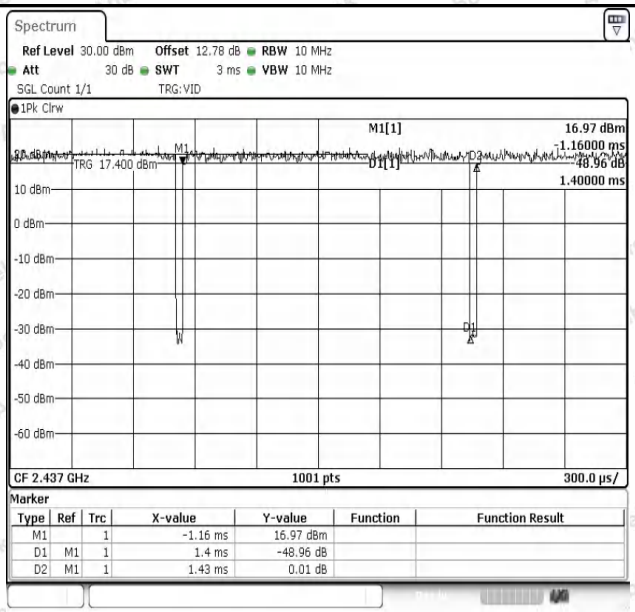

NTNV-11G-Ant1-2437

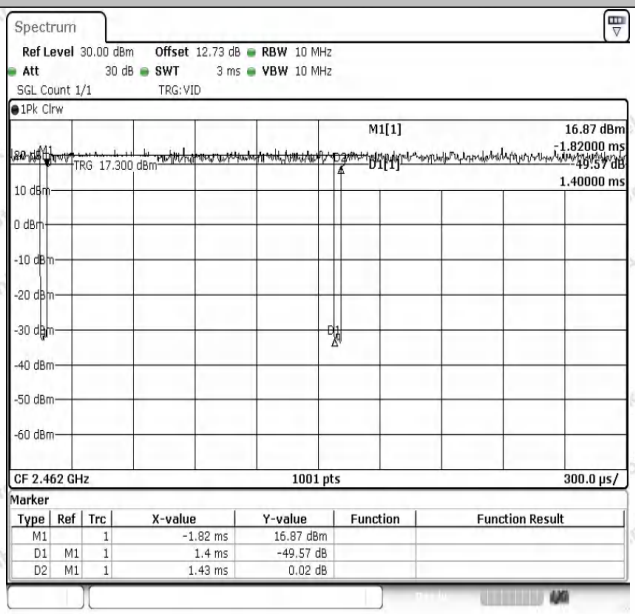

NTNV-11G-Ant1-2462

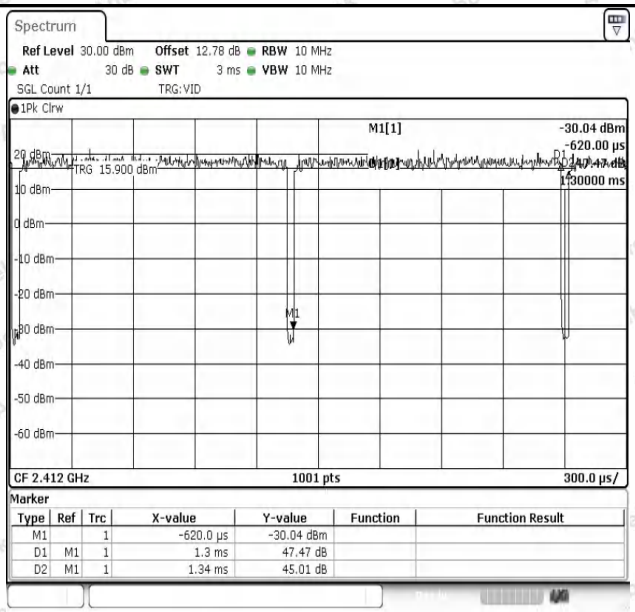

NTNV-11N20SISO-Ant1-2412

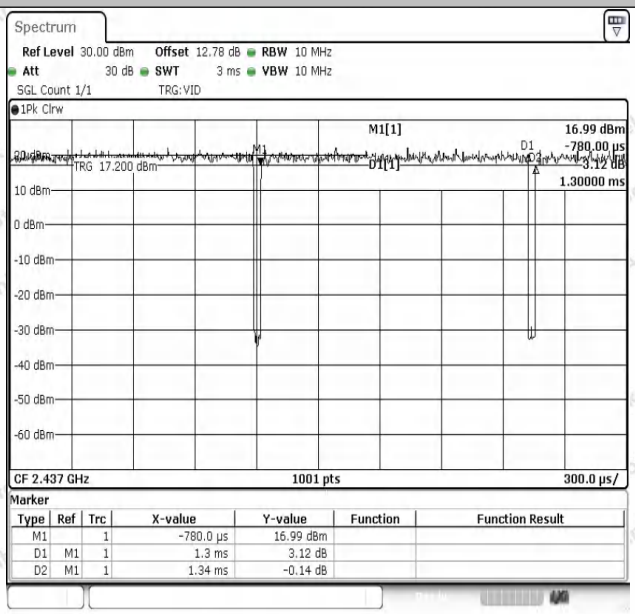

NTNV-11N20SISO-Ant1-2437

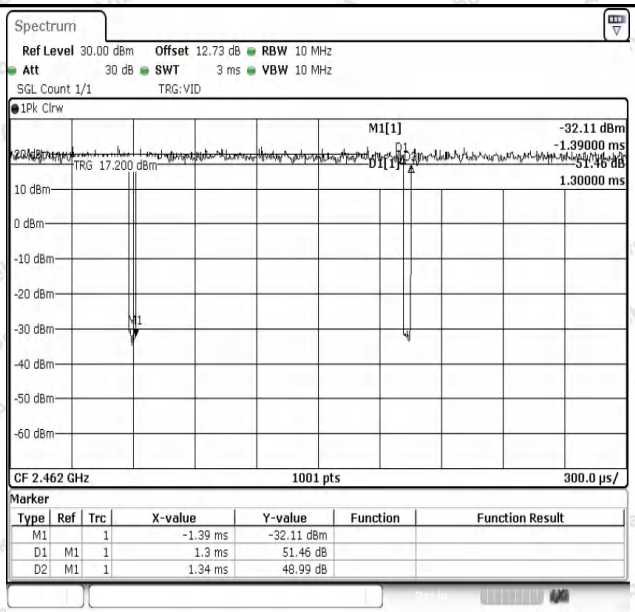

NTNV-11N20SISO-Ant1-2462

---END---