Appendix A

Detailed System Check Results

1. System Performance Check
System Performance Check 835 MHz Head
System Performance Check 1750 MHz Head
System Performance Check 1900 MHz Head
System Performance Check 2450 MHz Head
System Performance Check 2600 MHz Head
System Performance Check 5250 MHz Head
System Performance Check 5600 MHz Head
System Performance Check 5750 MHz Head

Test Laboratory: LCS-SAR Lab

System Check_835Mhz

DUT: D835V2; Type: D835V2; Serial: 4d124

Communication System: UID 0, CW (0); Frequency: 835 MHz;Duty Cycle: 1:1
Medium parameters used: f = 835 MHz; σ = 0.914 S/m; ε_r = 42.031; ρ = 1000 kg/m^3
Phantom section: Flat Section

DASY Configuration:

- Probe: EX3DV4 - SN3805; ConvF(9.26, 9.26, 9.26); Calibrated: 2023/11/23;
- Sensor-Surface: 2mm (Mechanical Surface Detection)
- Electronics: DAE3 Sn373; Calibrated: 2024/1/3
- Phantom: SAM v5.0; Type: ELI; Serial: 2010
- DASY52 52.8.8(1222); SEMCAD X 14.6.10(7331)

Configuration/Unnamed procedure/Area Scan (5x18x1): Measurement grid: dx=15mm, dy=15mm
Maximum value of SAR (measured) = 3.11 W/kg

Configuration/Unnamed procedure/Zoom Scan (5x5x7)/Cube 0: Measurement grid: dx=8mm, dy=8mm, dz=5mm
Reference Value = 54.23 V/m; Power Drift = -0.10 dB
Peak SAR (extrapolated) = 3.65 W/kg
SAR(1 g) = 2.36 W/kg; SAR(10 g) = 1.58 W/kg
Maximum value of SAR (measured) = 3.19 W/kg

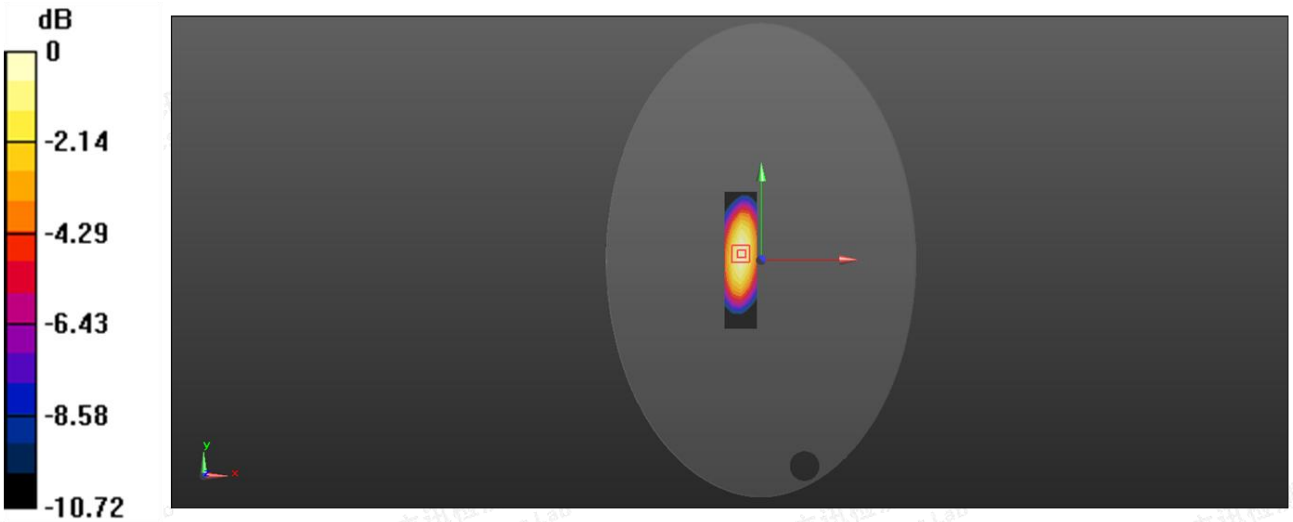

0 dB = 3.19 W/kg = 5.04 dBW/kg

Test Laboratory: LCS-SAR Lab

System Check_1750Mhz

DUT: D1750V2; Type: D1750V2; Serial: 1035

Communication System: UID 0, CW (0); Frequency: 1750 MHz;Duty Cycle: 1:1
Medium parameters used: f = 1750 MHz; σ = 1.354 S/m; ε_r = 40.953; ρ = 1000 kg/m^3
Phantom section: Flat Section

DASY Configuration:

- Probe: EX3DV4 - SN3805; ConvF(8.16, 8.16, 8.16); Calibrated: 2023/11/23;
- Sensor-Surface: 2mm (Mechanical Surface Detection)
- Electronics: DAE3 Sn373; Calibrated: 2024/1/3
- Phantom: SAM v5.0; Type: ELI; Serial: 2010
- DASY52 52.8.8(1222); SEMCAD X 14.6.10(7331)

Configuration/Unnamed procedure/Area Scan (6x10x1): Measurement grid: dx=15mm, dy=15mm
Maximum value of SAR (measured) = 11.2 W/kg

Configuration/Unnamed procedure/Zoom Scan (5x5x7)/Cube 0: Measurement grid: dx=8mm, dy=8mm, dz=5mm
Reference Value = 82.77 V/m; Power Drift = 0.04 dB
Peak SAR (extrapolated) = 16.7 W/kg
SAR(1 g) = 9.02 W/kg; SAR(10 g) = 4.74 W/kg
Maximum value of SAR (measured) = 12.9 W/kg

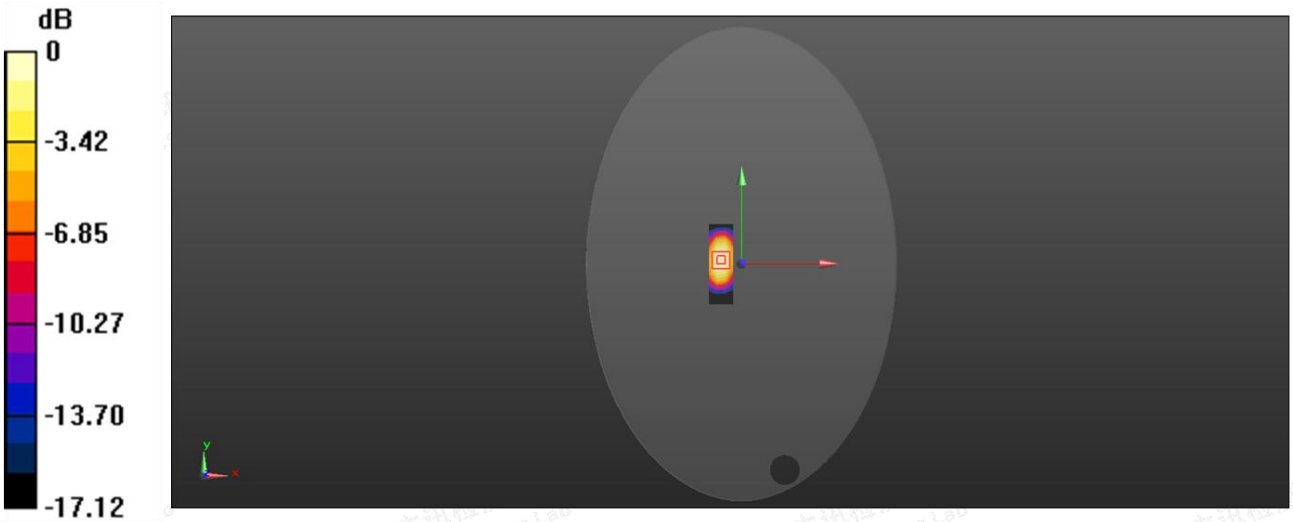

0 dB = 12.9 W/kg = 11.11 dBW/kg

Test Laboratory: LCS-SAR Lab

System Check_1900Mhz

DUT: D1900V2; Type: D1900V2; Serial: 5d055

Communication System: UID 0, CW (0); Frequency: 1900 MHz;Duty Cycle: 1:1
Medium parameters used: f = 1900 MHz; σ = 1.394 S/m; ε_r = 40.625; ρ = 1000 kg/m^3
Phantom section: Flat Section

DASY Configuration:

- Probe: EX3DV4 - SN3805; ConvF(7.85, 7.85, 7.85); Calibrated: 2023/11/23;
- Sensor-Surface: 2mm (Mechanical Surface Detection)
- Electronics: DAE3 Sn373; Calibrated: 2024/1/3
- Phantom: SAM v5.0; Type: ELI; Serial: 2010
- DASY52 52.8.8(1222); SEMCAD X 14.6.10(7331)

Configuration/Unnamed procedure/Area Scan (6x10x1): Measurement grid: dx=15mm, dy=15mm
Maximum value of SAR (measured) = 12.5 W/kg

Configuration/Unnamed procedure/Zoom Scan (5x5x7)/Cube 0: Measurement grid: dx=8mm, dy=8mm, dz=5mm
Reference Value = 90.87 V/m; Power Drift = -0.02 dB
Peak SAR (extrapolated) = 18.6 W/kg
SAR(1 g) = 10.17 W/kg; SAR(10 g) = 5.26 W/kg
Maximum value of SAR (measured) = 13.5 W/kg

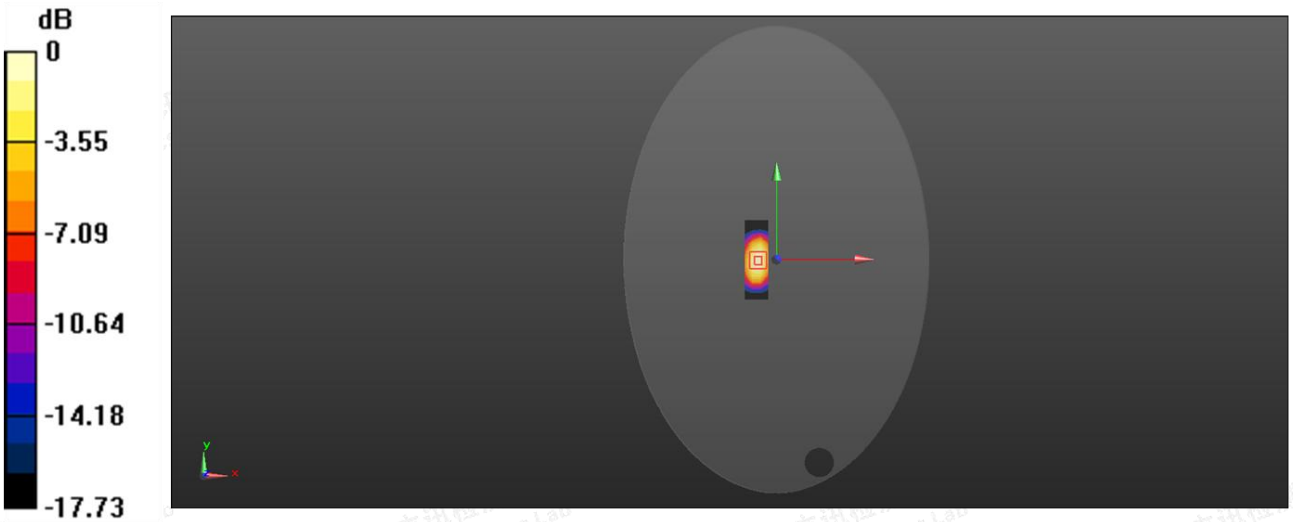

0 dB = 13.5 W/kg = 11.30 dBW/kg

Test Laboratory: LCS-SAR Lab

System Check_2450Mhz

DUT: D2450V2; Type: D2450V2; Serial:808

Communication System: UID 0, CW (0); Frequency: 2450 MHz;Duty Cycle: 1:1
Medium parameters used: f = 2450 MHz; σ = 1.811 S/m; ε_r = 39.198; ρ = 1000 kg/m^3
Phantom section: Flat Section

DASY Configuration:

- Probe: EX3DV4 - SN3805; ConvF(7.42, 7.42, 7.42); Calibrated: 2023/11/23;
- Sensor-Surface: 2mm (Mechanical Surface Detection)
- Electronics: DAE3 Sn373; Calibrated: 2024/1/3
- Phantom: SAM v5.0; Type: ELI; Serial: 2010
- DASY52 52.8.8(1222); SEMCAD X 14.6.10(7331)

Configuration/Unnamed procedure/Area Scan (4x8x1): Measurement grid: dx=12mm, dy=12mm
Maximum value of SAR (measured) = 18.3 W/kg

Configuration/Unnamed procedure/Zoom Scan (7x7x7)/Cube 0: Measurement grid: dx=5mm, dy=5mm, dz=5mm
Reference Value = 88.66 V/m; Power Drift = 0.03 dB
Peak SAR (extrapolated) = 24.2 W/kg
SAR(1 g) = 13.62 W/kg; SAR(10 g) = 6.41 W/kg
Maximum value of SAR (measured) = 19.9 W/kg

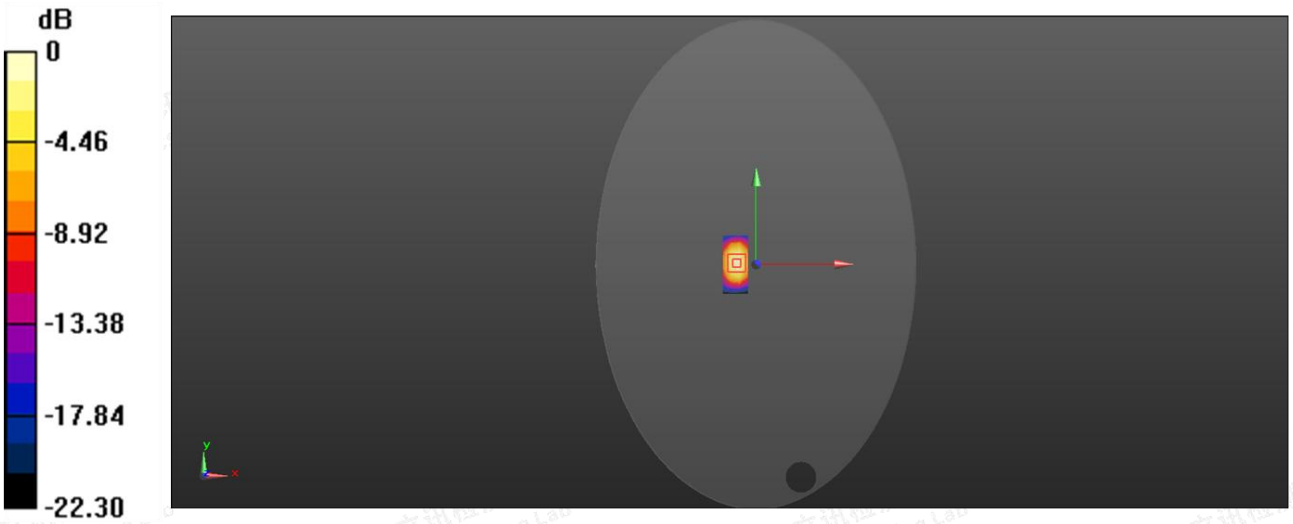

0 dB = 19.9 W/kg = 12.99 dBW/kg

Test Laboratory: LCS-SAR Lab

System Check_2600Mhz

DUT: D2600V2; Type: D2600V2; Serial: 1071

Communication System: UID 0, CW (0); Frequency: 2600 MHz;Duty Cycle: 1:1
Medium parameters used: f = 2600 MHz; σ = 1.943 S/m; ε_r = 38.784; ρ = 1000 kg/m^3
Phantom section: Flat Section

DASY Configuration:

- Probe: EX3DV4 - SN3805; ConvF(7.17, 7.17, 7.17); Calibrated: 2023/11/23;
- Sensor-Surface: 2mm (Mechanical Surface Detection)
- Electronics: DAE3 Sn373; Calibrated: 2024/1/3
- Phantom: SAM v5.0; Type: ELI; Serial: 2010
- DASY52 52.8.8(1222); SEMCAD X 14.6.10(7331)

Configuration/Unnamed procedure/Area Scan (4x8x1): Measurement grid: dx=12mm, dy=12mm
Maximum value of SAR (measured) = 16.5 W/kg

Configuration/Unnamed procedure/Zoom Scan (7x7x7)/Cube 0: Measurement grid: dx=5mm, dy=5mm, dz=5mm
Reference Value = 87.42 V/m; Power Drift = 0.11 dB
Peak SAR (extrapolated) = 27.4 W/kg
SAR(1 g) = 14.15 W/kg; SAR(10 g) = 6.49 W/kg
Maximum value of SAR (measured) = 18.2 W/kg

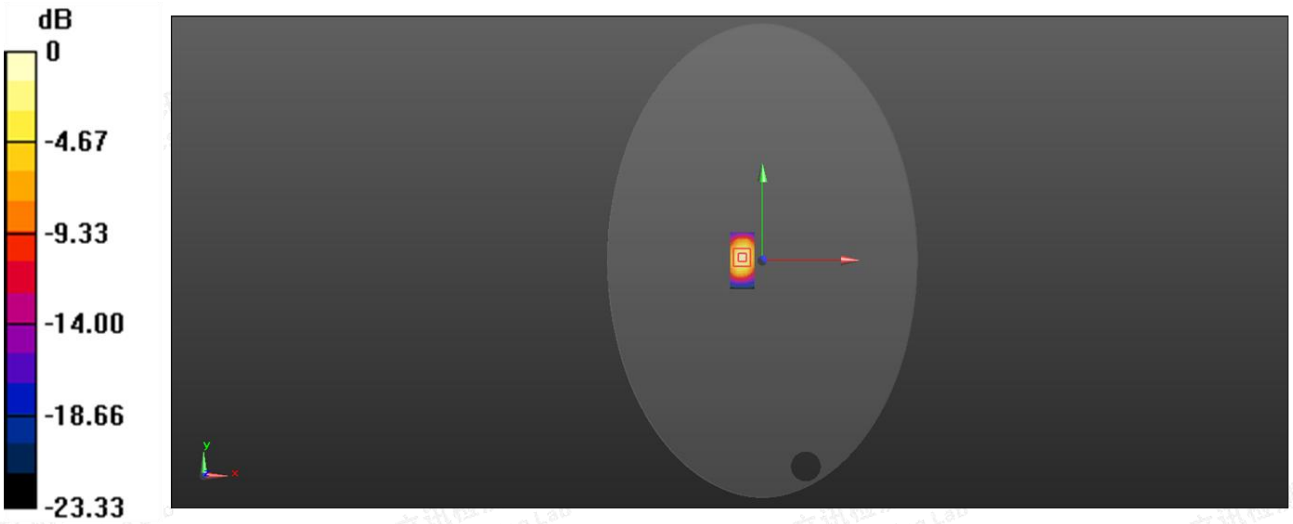

0 dB = 18.2 W/kg = 12.60 dBW/kg

Test Laboratory: LCS-SAR Lab

System Check_5250Mhz

DUT: D5GHzV2; Type: D5GHzV2; Serial: 1046

Communication System: UID 0, CW (0); Frequency: 5250 MHz;Duty Cycle: 1:1
Medium parameters used: f = 5250 MHz; σ = 4.653 S/m; ε_r = 35.851; ρ = 1000 kg/m^3
Phantom section: Flat Section

DASY Configuration:

- Probe: EX3DV4 - SN3805; ConvF(5.38, 5.38, 5.38); Calibrated: 2023/11/23;
- Sensor-Surface: 2mm (Mechanical Surface Detection)
- Electronics: DAE3 Sn373; Calibrated: 2024/1/3
- Phantom: SAM v5.0; Type: ELI; Serial: 2010
- DASY52 52.8.8(1222); SEMCAD X 14.6.10(7331)

Configuration/Unnamed procedure/Area Scan (5x5x1): Measurement grid: dx=10mm, dy=10mm
Maximum value of SAR (measured) = 17.7 W/kg

Configuration/Unnamed procedure/Zoom Scan (7x7x12)/Cube 0: Measurement grid: dx=4mm, dy=4mm, dz=2mm
Reference Value = 67.35 V/m; Power Drift = -0.09 dB
Peak SAR (extrapolated) = 33.21 W/kg
SAR(1 g) = 7.78 W/kg; SAR(10 g) = 2.19 W/kg
Maximum value of SAR (measured) = 22.3 W/kg

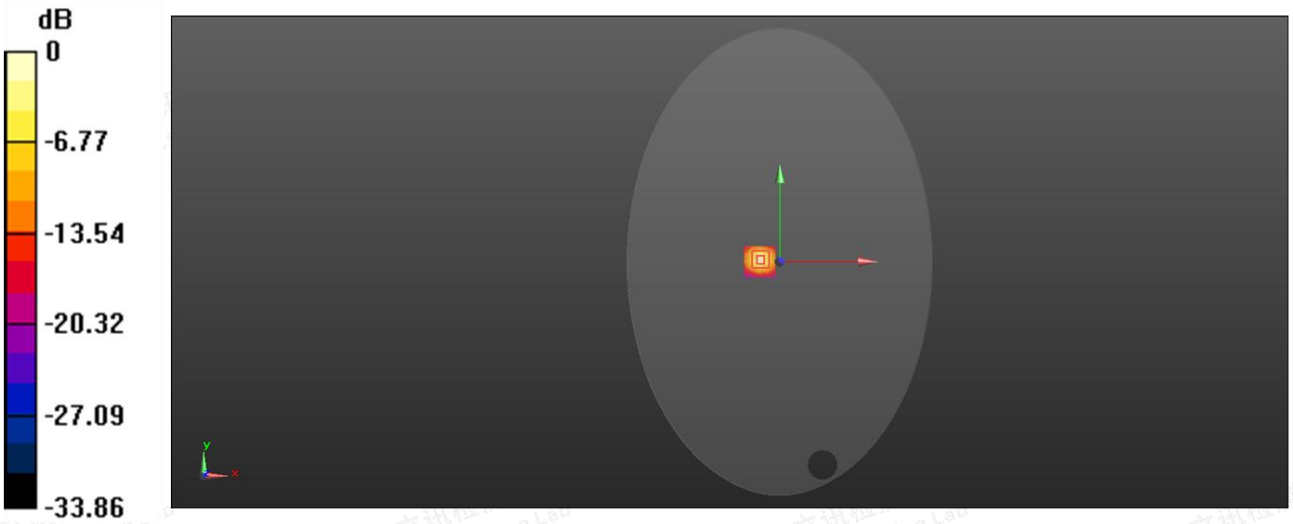

0 dB = 22.3 W/kg = 13.48 dBW/kg

Test Laboratory: LCS-SAR Lab

System Check 5600MHz

DUT: D5GHzV2; Type: D5GHzV2; Serial: 1046

Communication System: UID 0, CW (0); Frequency: 5600 MHz;Duty Cycle: 1:1
Medium parameters used: f = 5600 MHz; σ = 5.064 S/m; ε_r = 35.463; ρ = 1000 kg/m^3
Phantom section: Flat Section

DASY Configuration:

- Probe: EX3DV4 - SN3805; ConvF(4.75, 4.75, 4.75); Calibrated: 2023/11/23;
- Sensor-Surface: 2mm (Mechanical Surface Detection)
- Electronics: DAE3 Sn373; Calibrated: 2024/1/3
- Phantom: ELI v5.0; Type: ELI; Serial: 2010
- DASY52 52.8.8(1222); SEMCAD X 14.6.10(7331)

Configuration/Unnamed procedure/Area Scan (10x10x1): Measurement grid: dx=10mm, dy=10mm
Maximum value of SAR (measured) = 20.4 W/kg

Configuration/Unnamed procedure/Zoom Scan (7x7x12)/Cube 0: Measurement grid: dx=4mm, dy=4mm, dz=2mm
Reference Value = 69.10 V/m; Power Drift = 0.02 dB
Peak SAR (extrapolated) = 35.7 W/kg
SAR(1 g) = 8.24 W/kg; SAR(10 g) = 2.35 W/kg
Maximum value of SAR (measured) = 21.5 W/kg

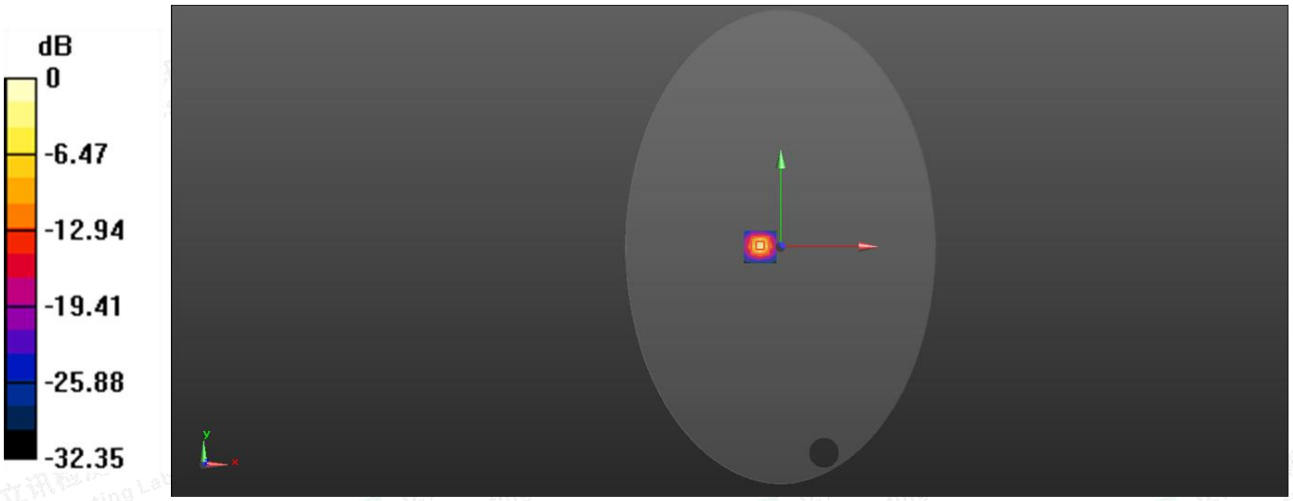

0 dB = 21.5 W/kg = 13.32 dBW/kg

Test Laboratory: LCS-SAR Lab

System Check_5750Mhz

DUT: D5GHzV2; Type: D5GHzV2; Serial: 1046

Communication System: UID 0, CW (0); Frequency: 5750 MHz;Duty Cycle: 1:1
Medium parameters used: f = 5750 MHz; σ = 5.241 S/m; ε_r = 35.295; ρ = 1000 kg/m^3
Phantom section: Flat Section

DASY Configuration:

- Probe: EX3DV4 - SN3805; ConvF(4.88, 4.88, 4.88); Calibrated: 2023/11/23;
- Sensor-Surface: 2mm (Mechanical Surface Detection)
- Electronics: DAE3 Sn373; Calibrated: 2024/1/3
- Phantom: SAM v5.0; Type: ELI; Serial: 2010
- DASY52 52.8.8(1222); SEMCAD X 14.6.10(7331)

Configuration/Unnamed procedure/Area Scan (5x5x1): Measurement grid: dx=10mm, dy=10mm
Maximum value of SAR (measured) = 16.3 W/kg

Configuration/Unnamed procedure/Zoom Scan (7x7x12)/Cube 0: Measurement grid: dx=4mm, dy=4mm, dz=2mm
Reference Value = 70.72 V/m; Power Drift = 0.11 dB
Peak SAR (extrapolated) = 33.6 W/kg
SAR(1 g) = 7.84 W/kg; SAR(10 g) = 2.21 W/kg
Maximum value of SAR (measured) = 24.2 W/kg

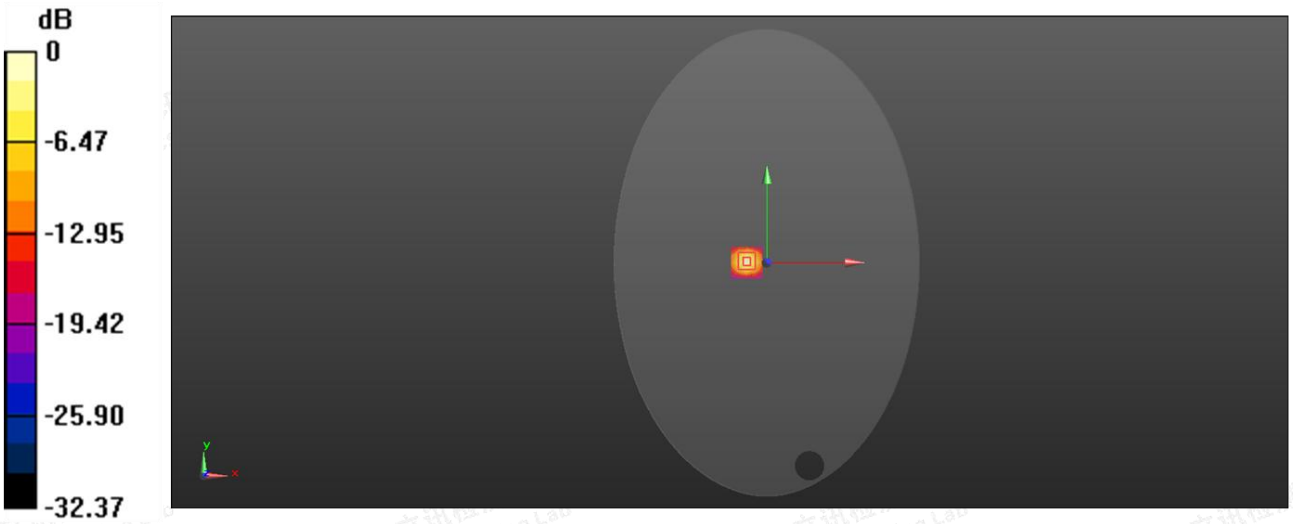

0 dB = 24.2 W/kg = 13.84 dBW/kg