Appendix Test Data

Report No:	182512C400311101	Test Sample NO:	1-2-2
Start Test Date:	2024.7.8	Finish Test Date:	2024.7.8
Test Engineer:	Joker Wang	Auditor:	Justin Feng
Temperature:	24.3℃	Relative Humidity:	56%
Pressure:	101 kPa		

Appendix A: DTS Bandwidth

Test Result

TestMode	Antenna	Frequency[MHz]	DTS BW [MHz]	FL[MHz]	FH[MHz]	Limit[MHz]	Verdict
11B	Ant1	2412	7.60	2408.44	2416.04	0.5	PASS
11B	Ant1	2437	8.52	2432.48	2441.00	0.5	PASS
11B	Ant1	2462	8.08	2457.96	2466.04	0.5	PASS
11G	Ant1	2412	16.32	2403.84	2420.16	0.5	PASS
11G	Ant1	2437	14.80	2429.72	2444.52	0.5	PASS
11G	Ant1	2462	14.84	2454.72	2469.56	0.5	PASS

Test Graphs

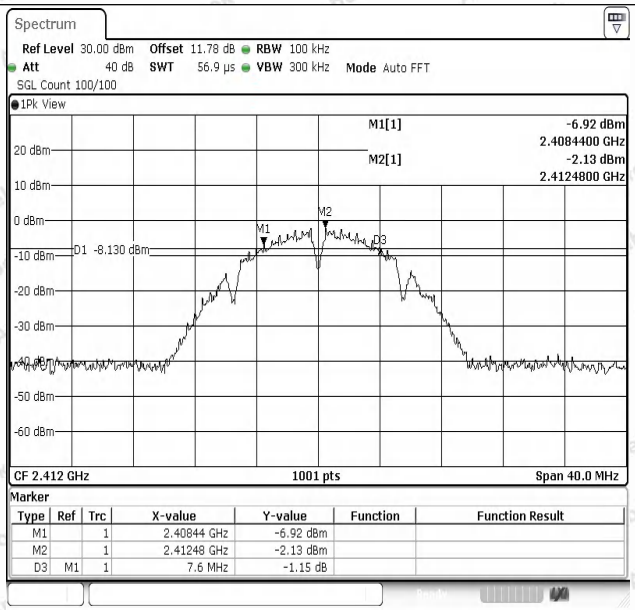

11B-Ant1-2412-PASS

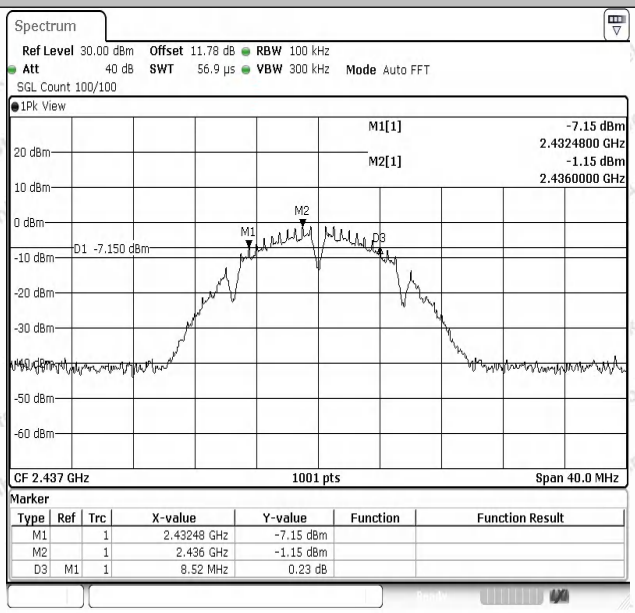

11B-Ant1-2437-PASS

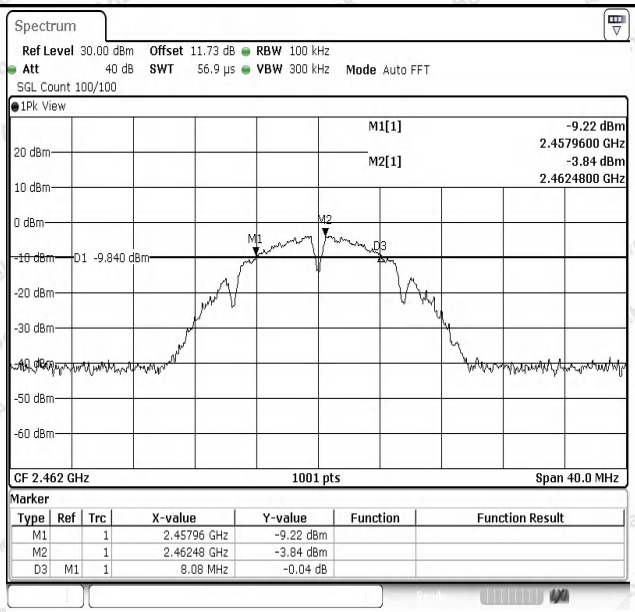

11B-Ant1-2462-PASS

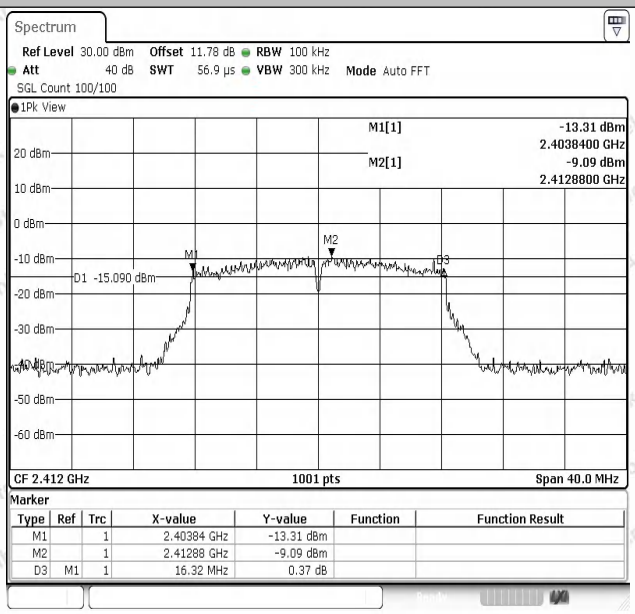

11G-Ant1-2412-PASS

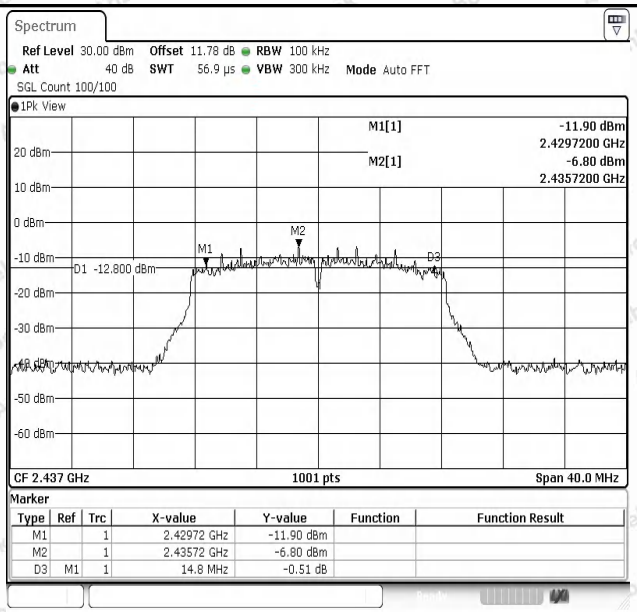

11G-Ant1-2437-PASS

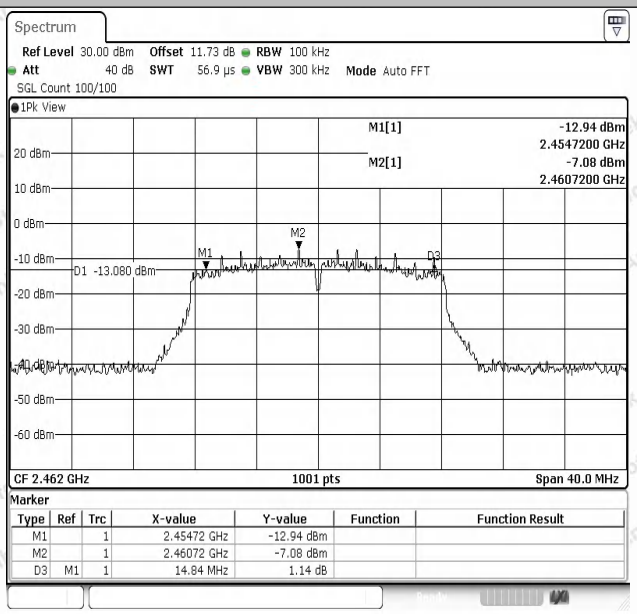

11G-Ant1-2462-PASS

Appendix B: Occupied Channel Bandwidth

Test Result

TestMode	Antenna	Channel Frequency[MHz]	OCB [MHz]	FL[MHz]	FH[MHz]	Limit[MHz]	Verdict
11B	Ant1	2412	13.187	2405.4865	2418.6733	---	---
11B	Ant1	2437	13.107	2430.3666	2443.4735	---	---
11B	Ant1	2462	13.307	2455.4066	2468.7133	---	---
11G	Ant1	2412	17.223	2403.2887	2420.5115	---	---
11G	Ant1	2437	16.783	2428.6084	2445.3916	---	---
11G	Ant1	2462	17.023	2453.3686	2470.3916	---	---

Test Graphs

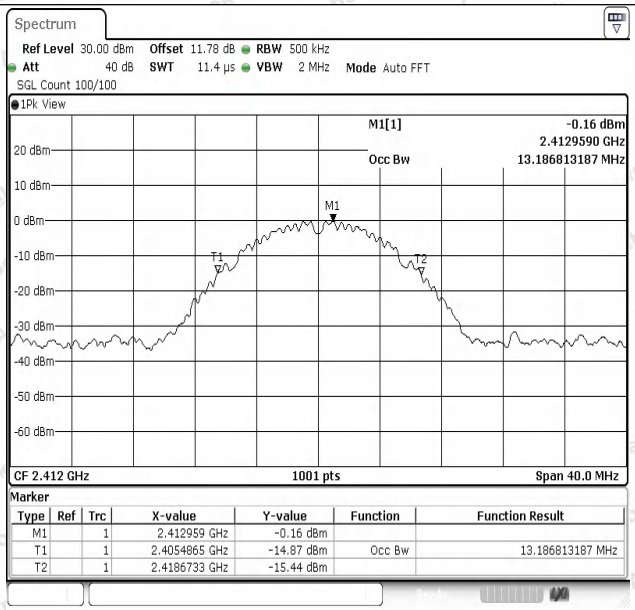

11B-Ant1-2412

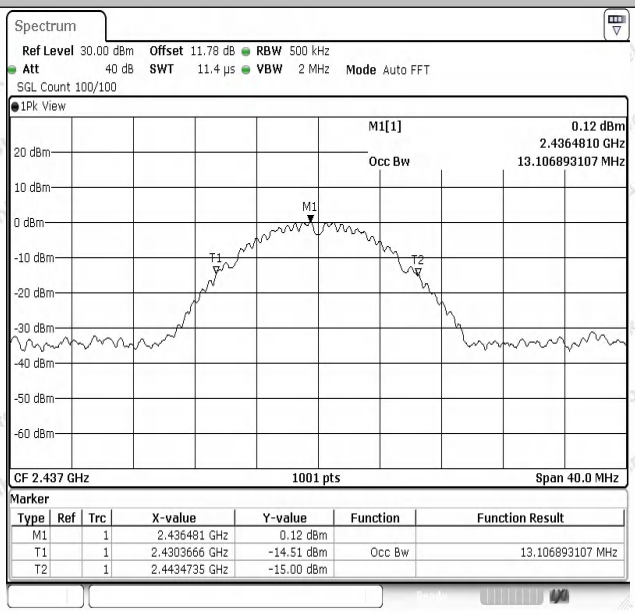

11B-Ant1-2437

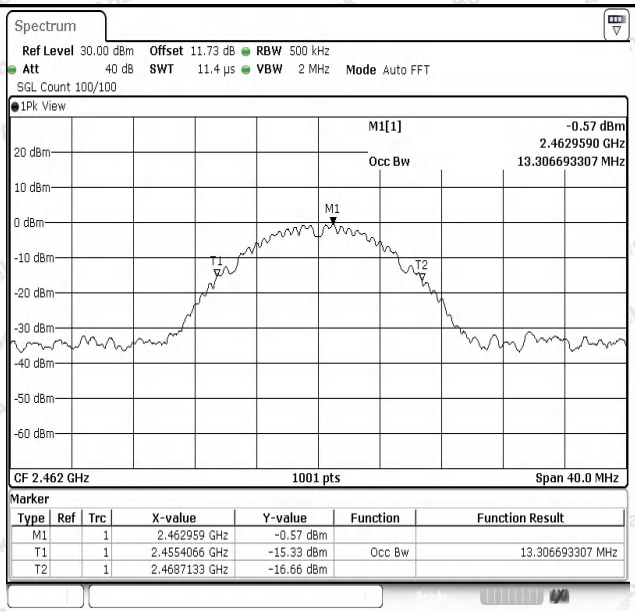

11B-Ant1-2462

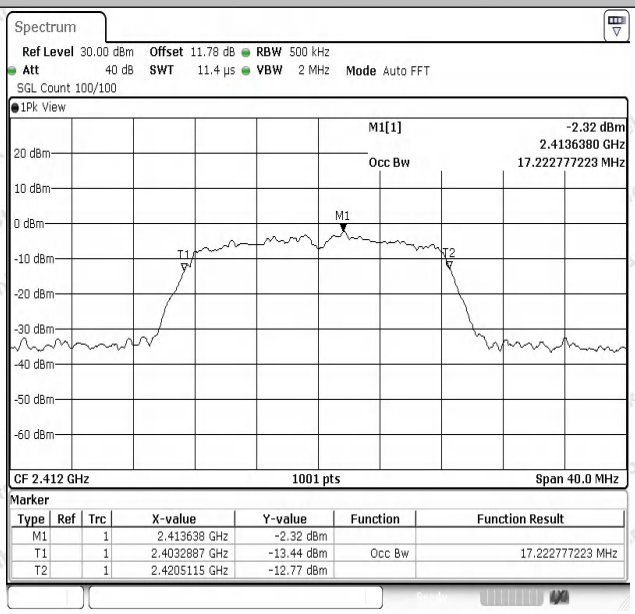

11G-Ant1-2412

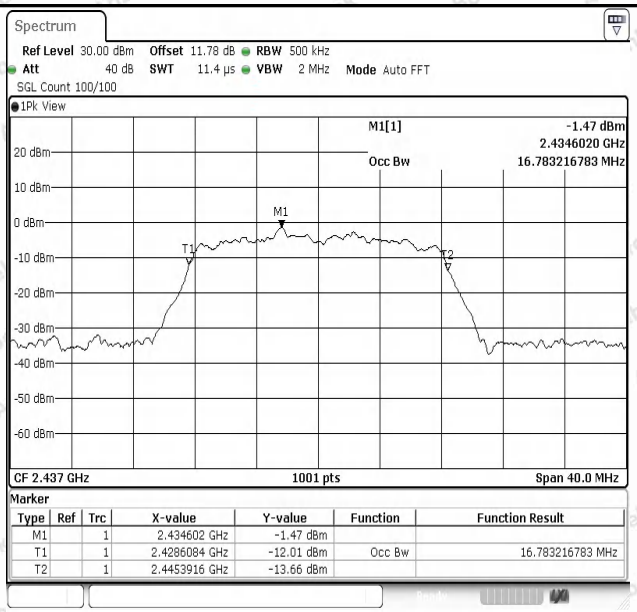

11G-Ant1-2437

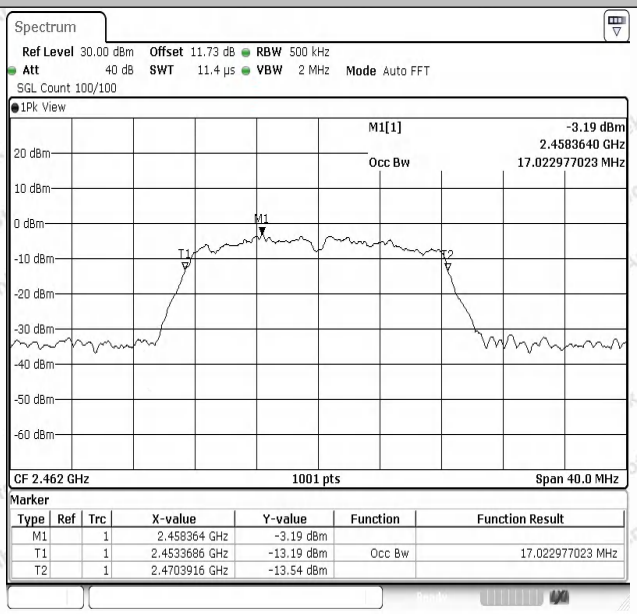

11G-Ant1-2462

Appendix C: Maximum conducted output power

Test Result Average

Test Mode	Antenna	Frequency [MHz]	Set Power	Average power [dBm]	Duty Cycle [%]	DC Factor [dBm]	Result [dBm]	Limit [dBm]	Verdict
11B	Ant1	2412	---	8.51	99.64	0.02	8.53	≤30.00	PASS
11B	Ant1	2437	---	8.66	99.64	0.02	8.68	≤30.00	PASS
11B	Ant1	2462	---	8.26	99.64	0.02	8.28	≤30.00	PASS
11G	Ant1	2412	---	8.63	97.89	0.09	8.72	≤30.00	PASS
11G	Ant1	2437	---	8.78	97.20	0.12	**8.90**	≤30.00	PASS
11G	Ant1	2462	---	8.17	97.20	0.12	8.29	≤30.00	PASS

Test Graphs Average

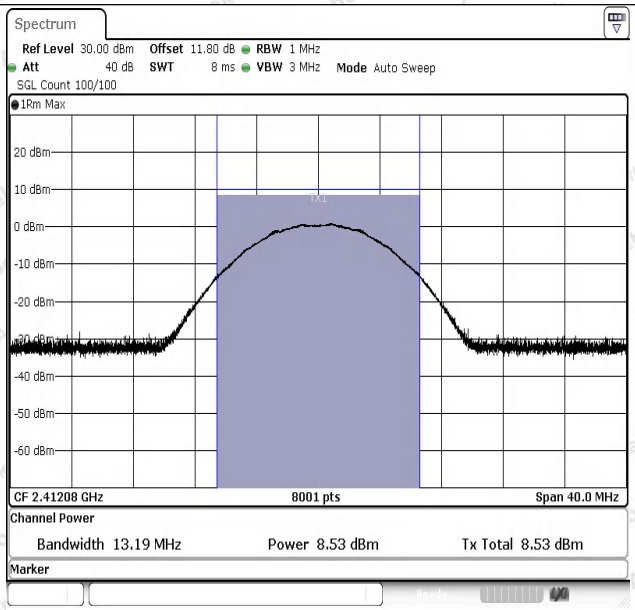

11B-Ant1-2412-PASS

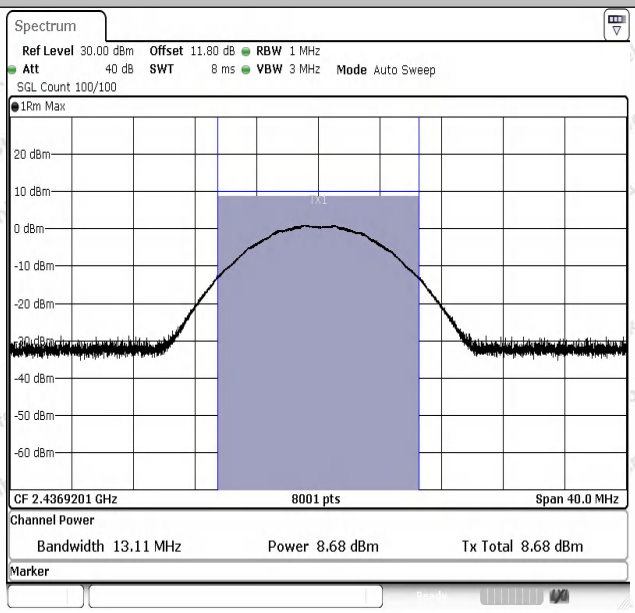

11B-Ant1-2437-PASS

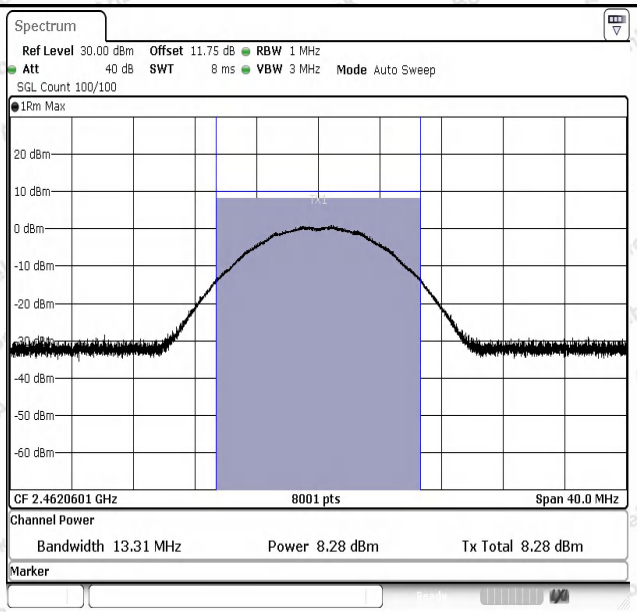

11B-Ant1-2462-PASS

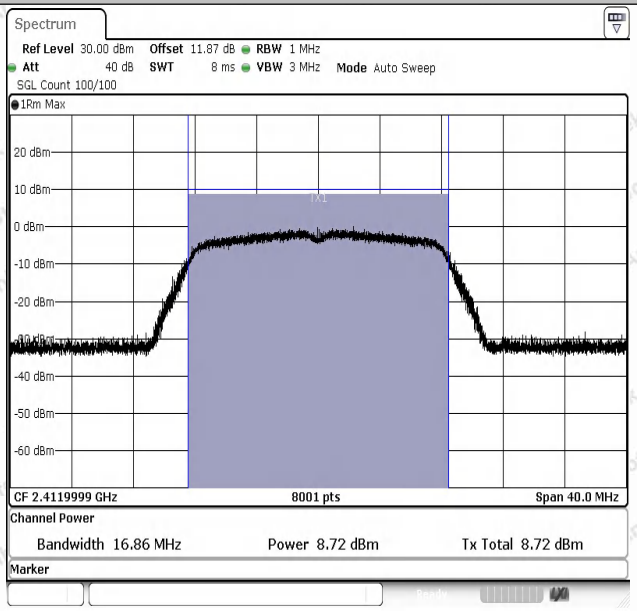

11G-Ant1-2412-PASS

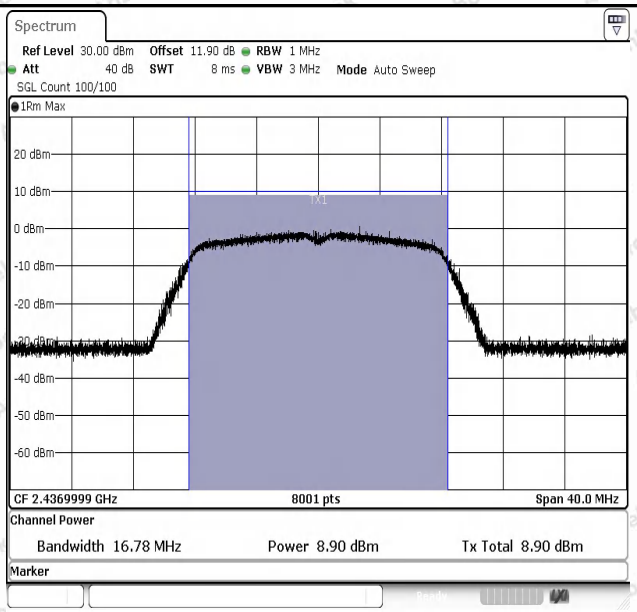

11G-Ant1-2437-PASS

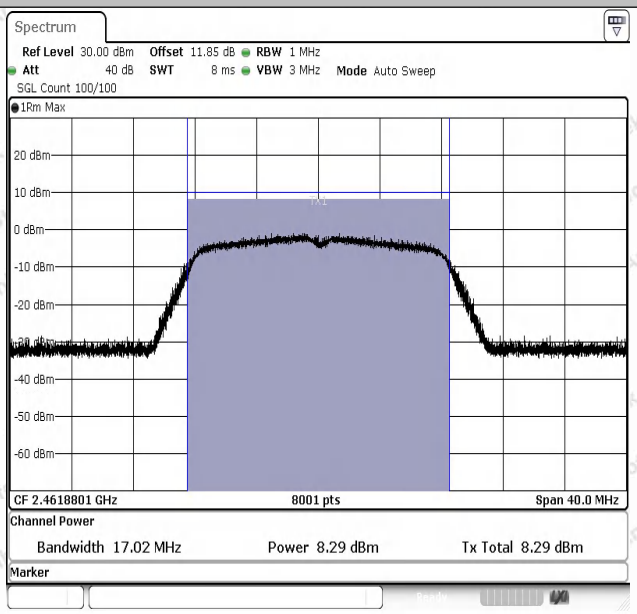

11G-Ant1-2462-PASS

Appendix D: Maximum power spectral density

Test Result

TestMode	Antenna	Frequency[MHz]	Result[dBm/30kHz]	Result[dBm/3kHz]	Limit[dBm/3kHz]	Verdict
11B	Ant1	2412	-13.45	-23.45	≤8.00	PASS
11B	Ant1	2437	-13.59	-23.59	≤8.00	PASS
11B	Ant1	2462	-14.27	-24.27	≤8.00	PASS
11G	Ant1	2412	-19.65	-29.65	≤8.00	PASS
11G	Ant1	2437	-19.14	-29.14	≤8.00	PASS
11G	Ant1	2462	-20.00	-30.00	≤8.00	PASS

Note：

1. The Duty Cycle Factor(10*log(1/D)) and cable loss are compensated in the graph.
2. PSD(dBm/3kHz)= PSD(dBm/30kHz)- (10*log(30/3))

Test Graphs

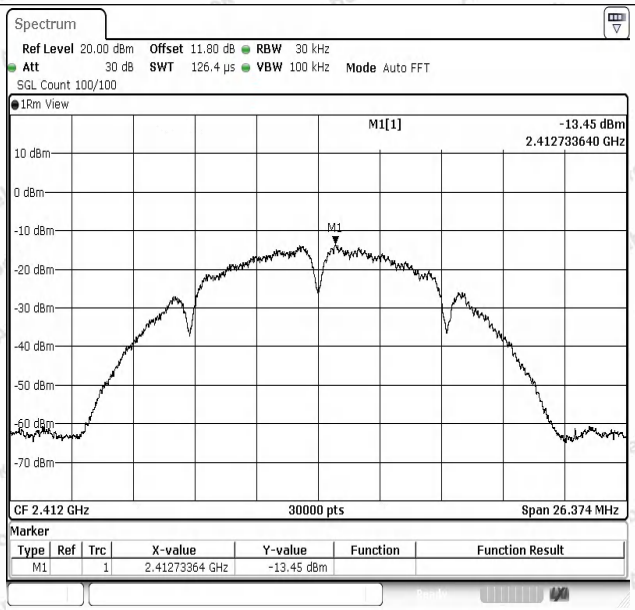

11B-Ant1-2412-PASS

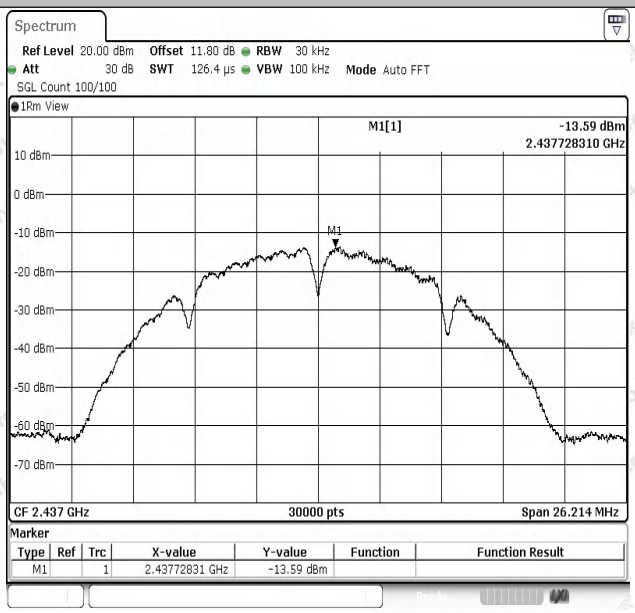

11B-Ant1-2437-PASS

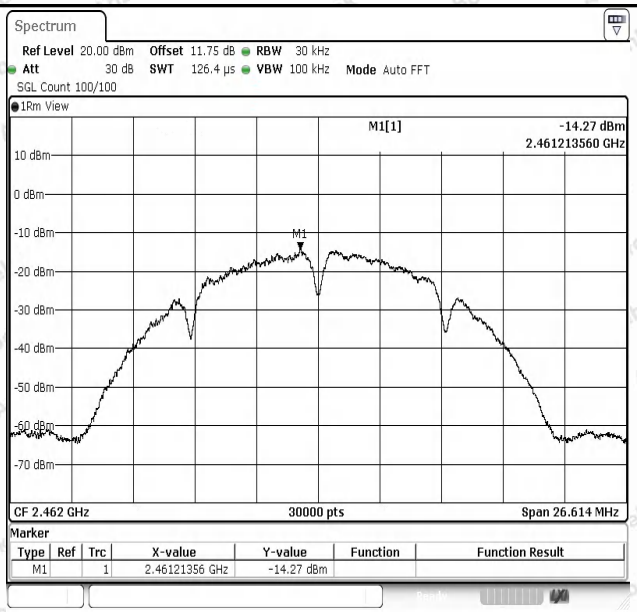

11B-Ant1-2462-PASS

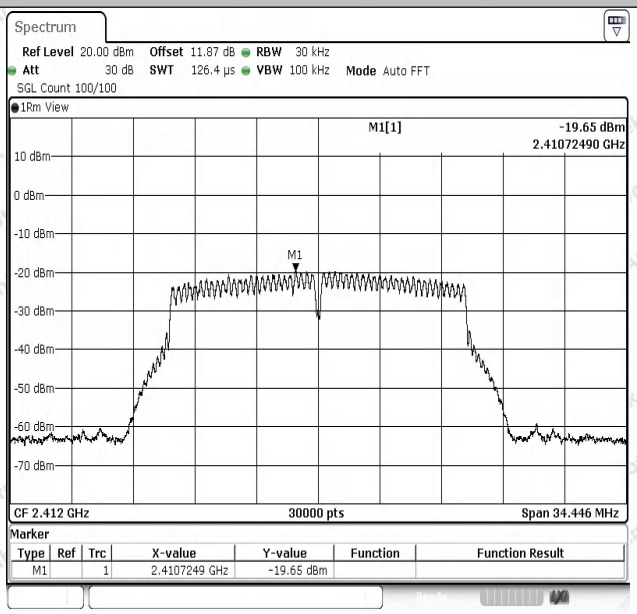

11G-Ant1-2412-PASS

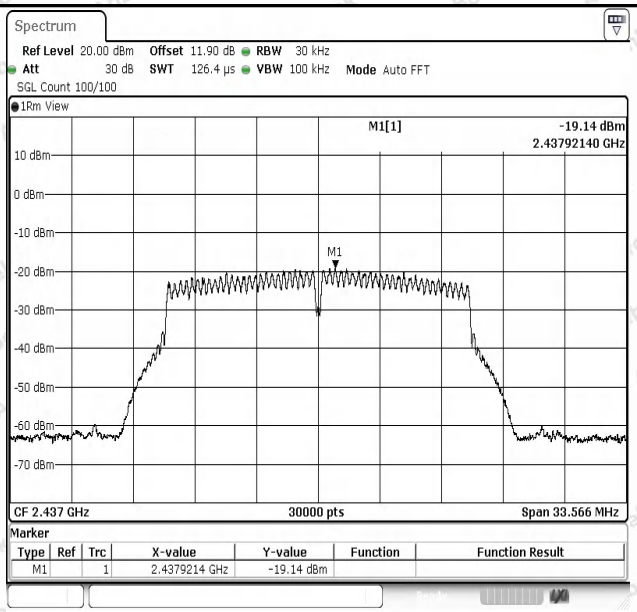

11G-Ant1-2437-PASS

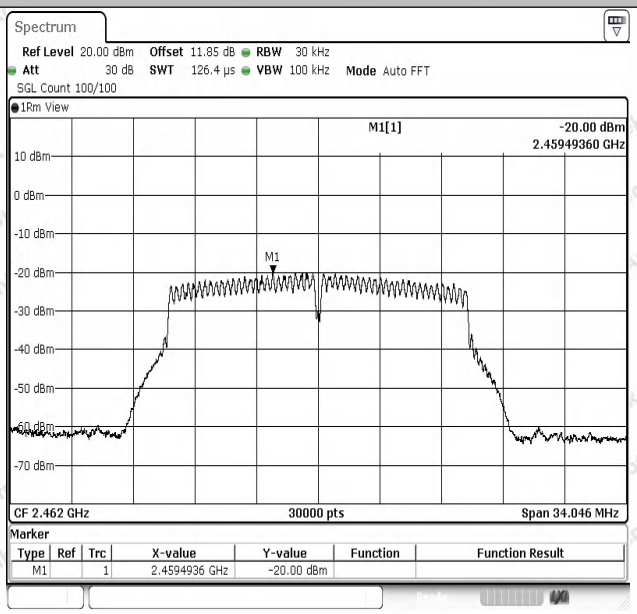

11G-Ant1-2462-PASS

Appendix F: Band edge measurements

Test Result

TestMode	Antenna	ChName	Frequency [MHz]	RefLevel[dBm]	Result[dBm]	Limit[dBm]	Verdict
11B	Ant1	Low	2412	-6.89	-49.73	≤-36.89	PASS
11B	Ant1	High	2462	-4.75	-50.3	≤-34.75	PASS
11G	Ant1	Low	2412	-10.78	-50.34	≤-40.78	PASS
11G	Ant1	High	2462	-11.24	-49.15	≤-41.24	PASS

Test Graphs

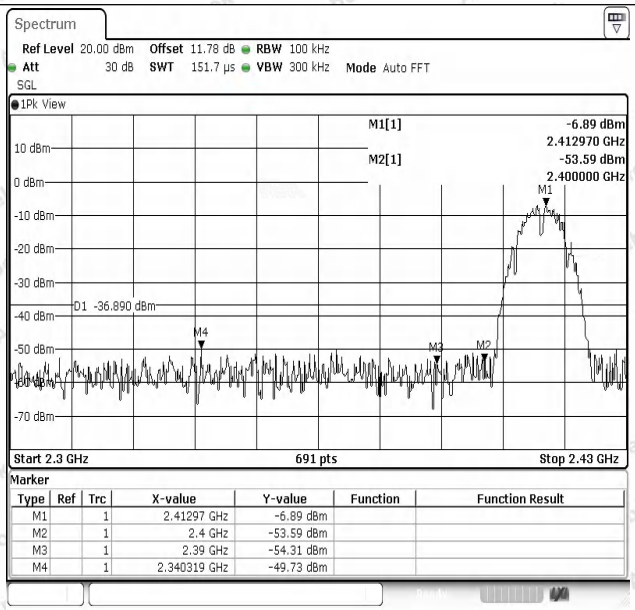

11B-Ant1-2412-PASS

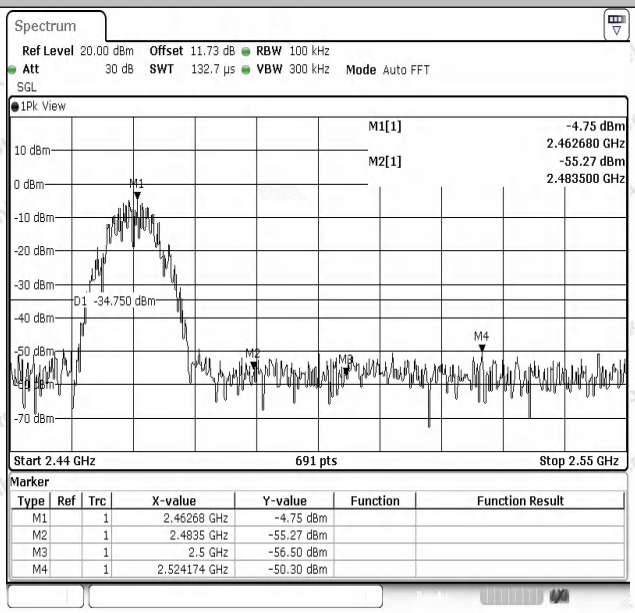

11B-Ant1-2462-PASS

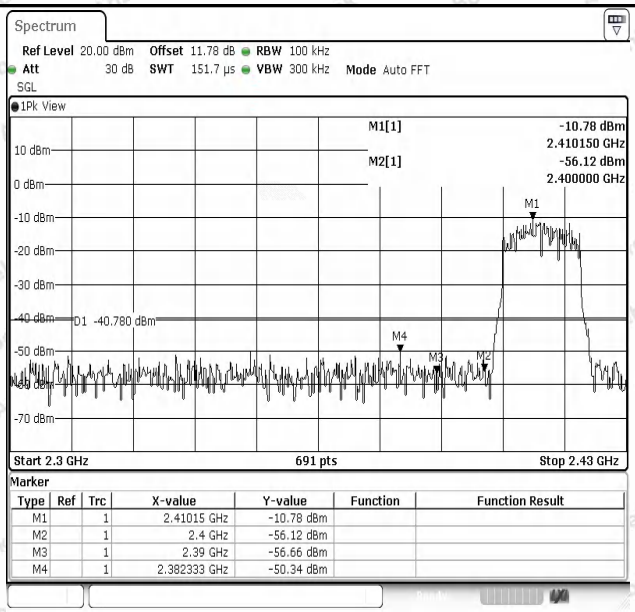

11G-Ant1-2412-PASS

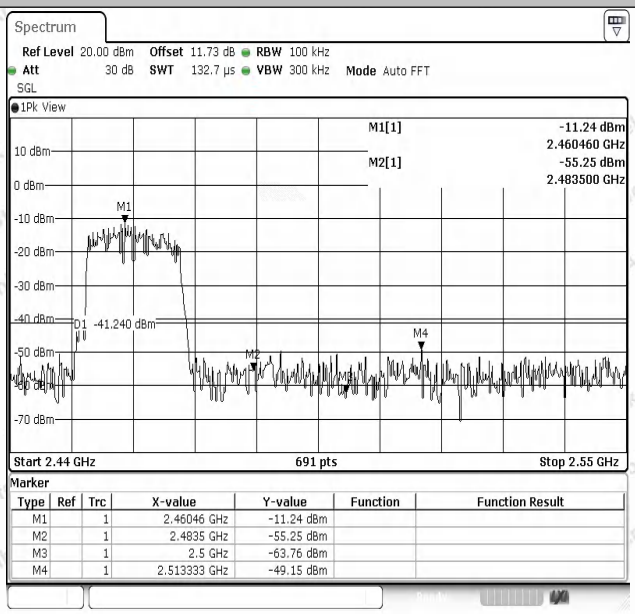

11G-Ant1-2462-PASS

Appendix G: Conducted Spurious Emission

Test Result

TestMode	Antenna	Frequency[MHz]	FreqRange [Mhz]	RefLevel [dBm]	Result [dBm]	Limit [dBm]	Verdict
11B	Ant1	2412	0~Reference	3.83	3.83	---	PASS
11B	Ant1	2412	30~1000	3.83	-58.33	≤-26.17	PASS
11B	Ant1	2412	1000~26500	3.83	-53.86	≤-26.17	PASS
11B	Ant1	2437	0~Reference	1.64	1.64	---	PASS
11B	Ant1	2437	30~1000	1.64	-57.81	≤-28.36	PASS
11B	Ant1	2437	1000~26500	1.64	-54.94	≤-28.36	PASS
11B	Ant1	2462	0~Reference	2.32	2.32	---	PASS
11B	Ant1	2462	30~1000	2.32	-58.31	≤-27.68	PASS
11B	Ant1	2462	1000~26500	2.32	-54.91	≤-27.68	PASS
11G	Ant1	2412	0~Reference	-0.45	-0.45	---	PASS
11G	Ant1	2412	30~1000	-0.45	-57.47	≤-30.45	PASS
11G	Ant1	2412	1000~26500	-0.45	-55.57	≤-30.45	PASS
11G	Ant1	2437	0~Reference	-0.77	-0.77	---	PASS
11G	Ant1	2437	30~1000	-0.77	-56.9	≤-30.77	PASS
11G	Ant1	2437	1000~26500	-0.77	-55.17	≤-30.77	PASS
11G	Ant1	2462	0~Reference	-1.43	-1.43	---	PASS
11G	Ant1	2462	30~1000	-1.43	-56.72	≤-31.43	PASS
11G	Ant1	2462	1000~26500	-1.43	-55.24	≤-31.43	PASS

Test Graphs

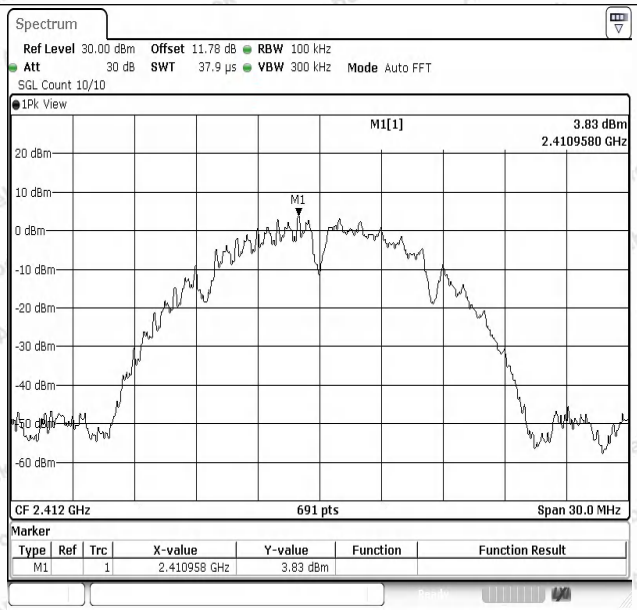

11B-Ant1-2412-0~Reference-PASS

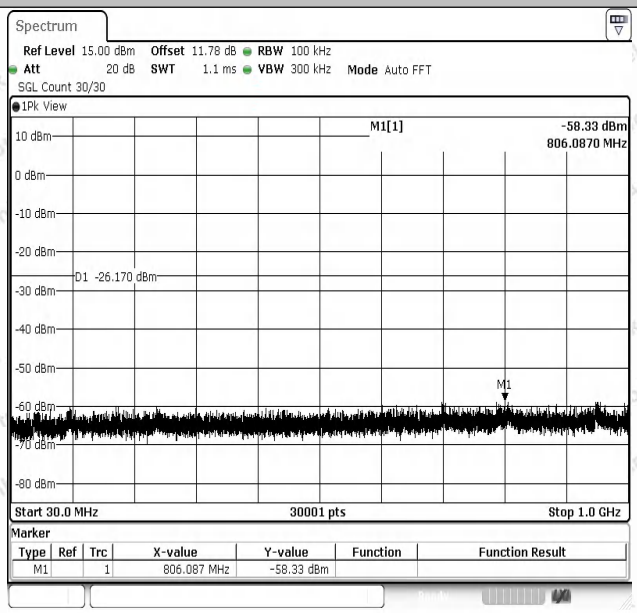

11B-Ant1-2412-30~1000-PASS

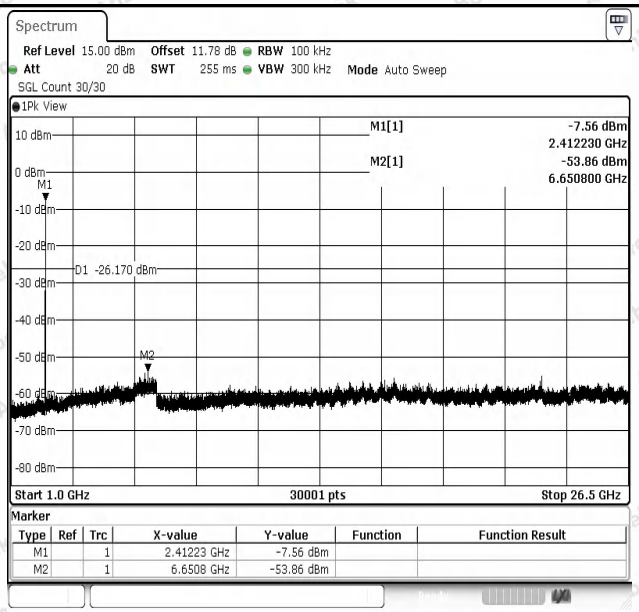

11B-Ant1-2412-1000~26500-PASS

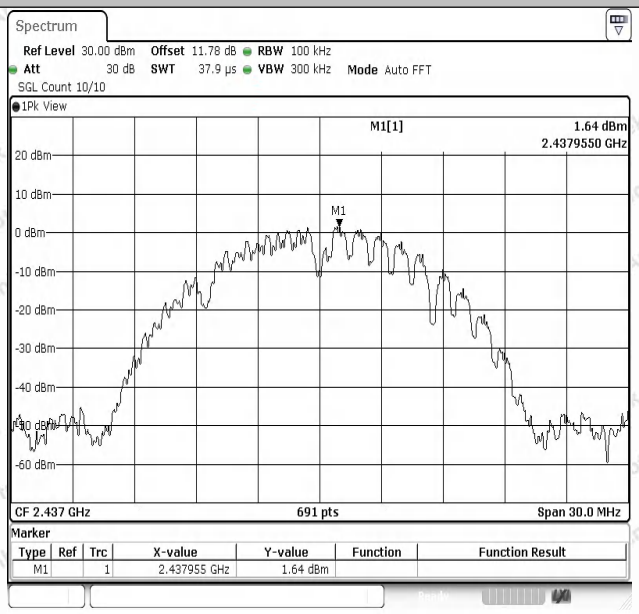

11B-Ant1-2437-0~Reference-PASS

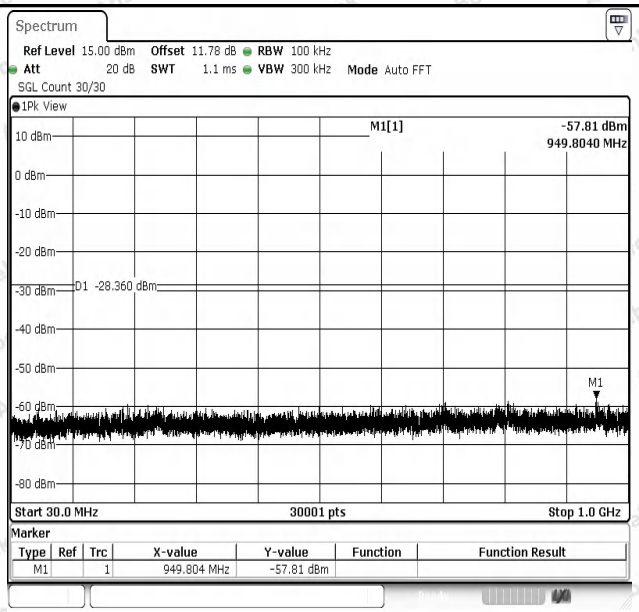

11B-Ant1-2437-30~1000-PASS

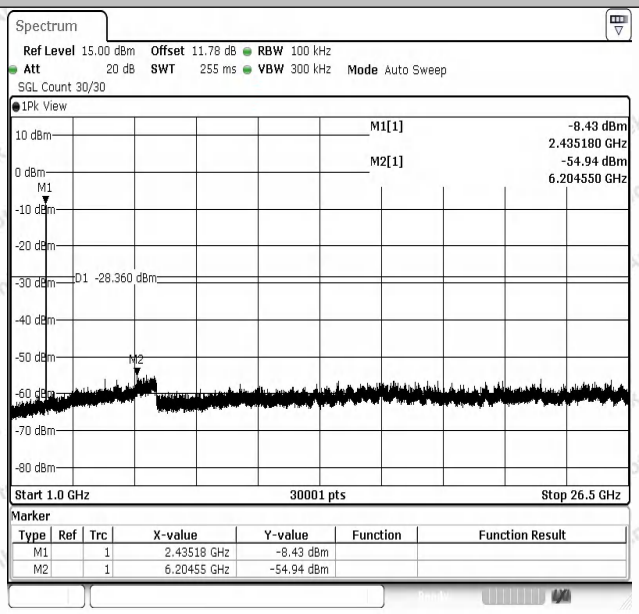

11B-Ant1-2437-1000~26500-PASS

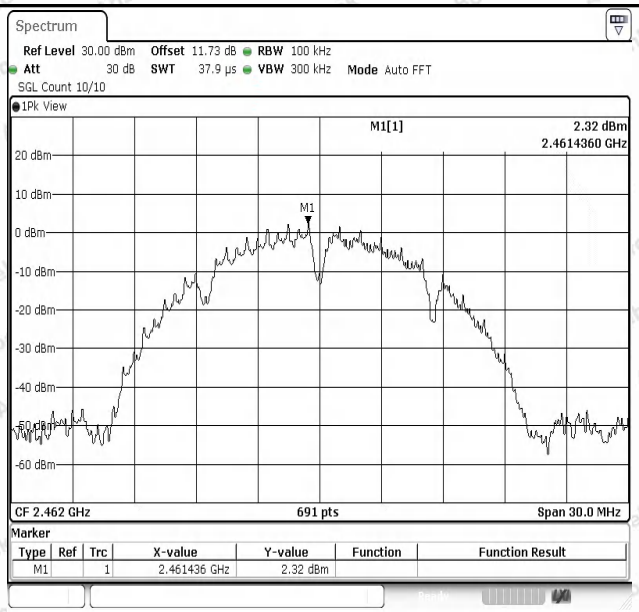

11B-Ant1-2462-0~Reference-PASS

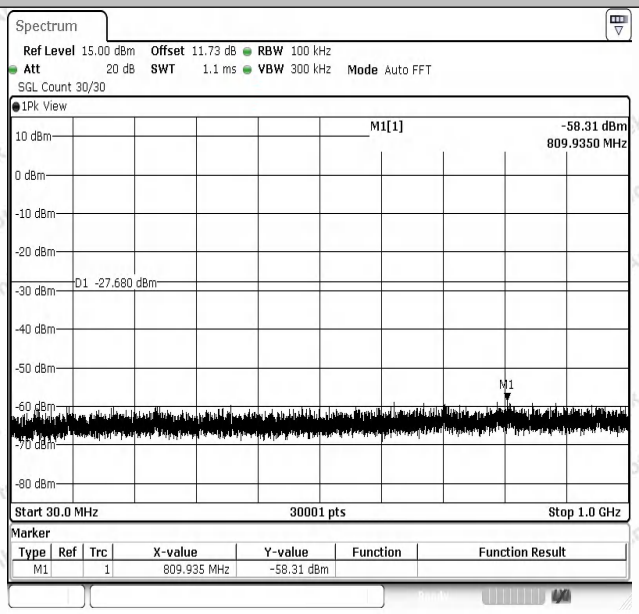

11B-Ant1-2462-30~1000-PASS

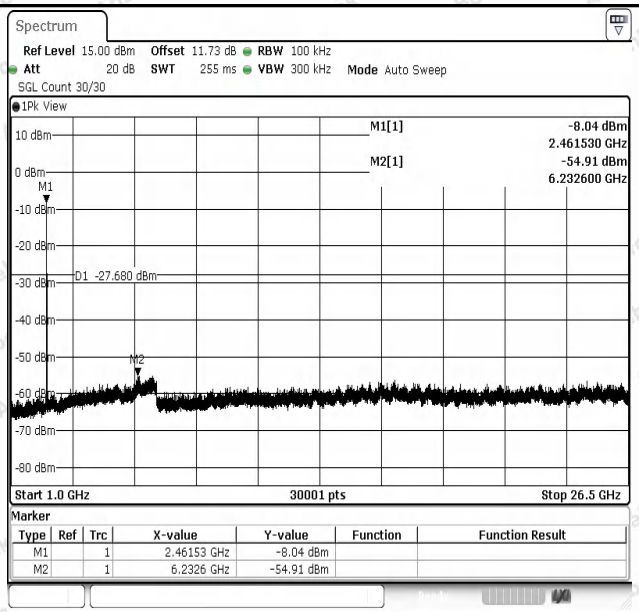

11B-Ant1-2462-1000~26500-PASS

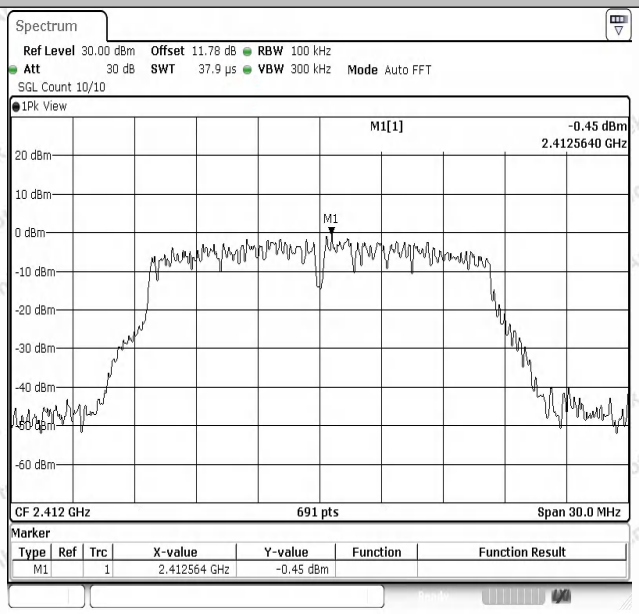

11G-Ant1-2412-0~Reference-PASS

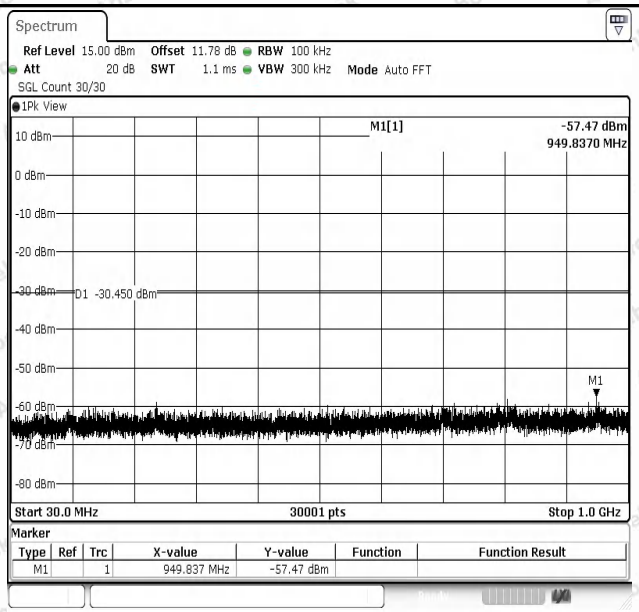

11G-Ant1-2412-30~1000-PASS

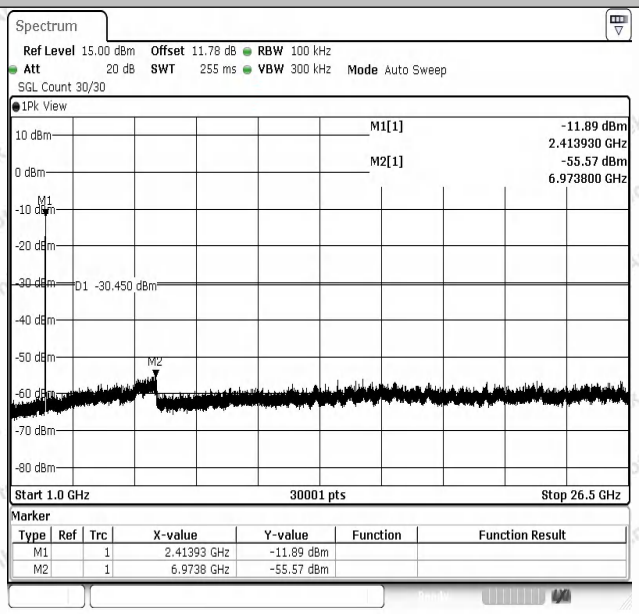

11G-Ant1-2412-1000~26500-PASS

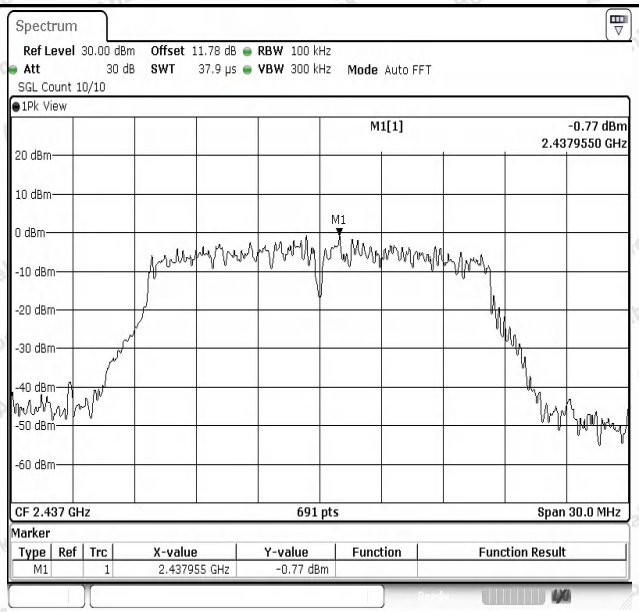

11G-Ant1-2437-0~Reference-PASS

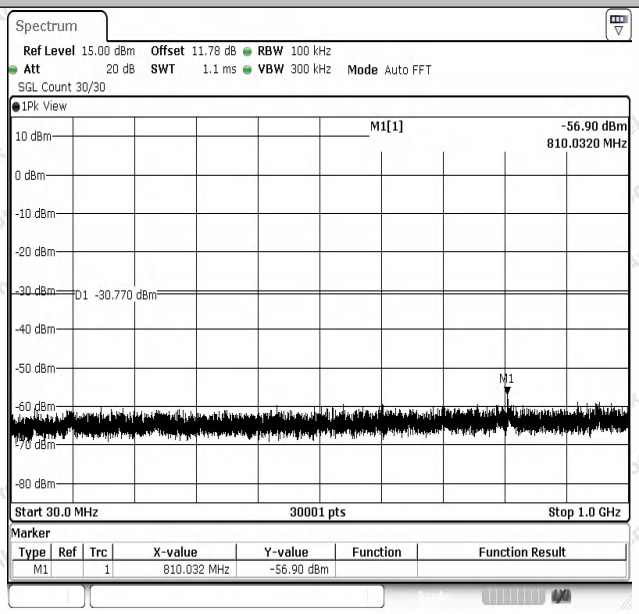

11G-Ant1-2437-30~1000-PASS

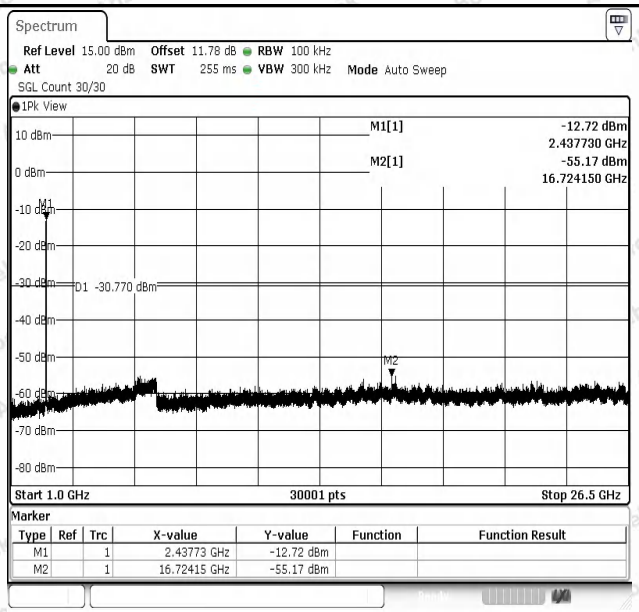

11G-Ant1-2437-1000~26500-PASS

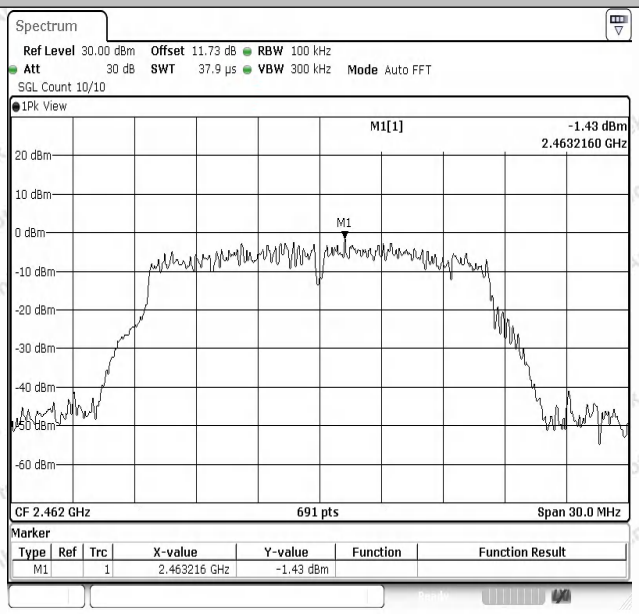

11G-Ant1-2462-0~Reference-PASS

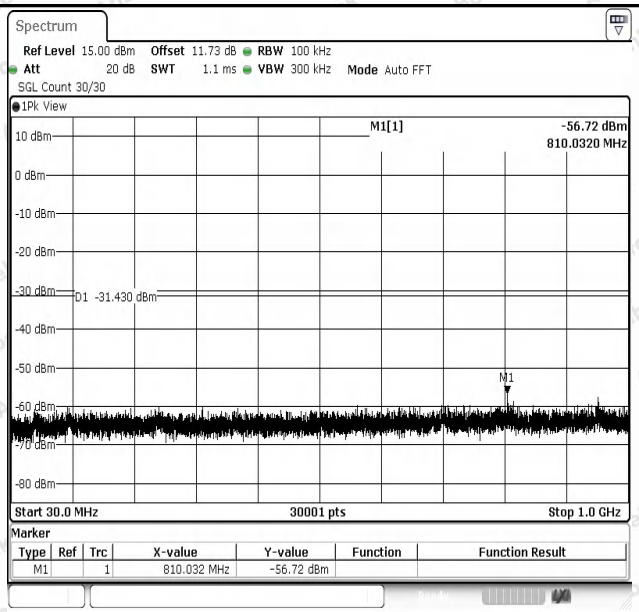

11G-Ant1-2462-30~1000-PASS

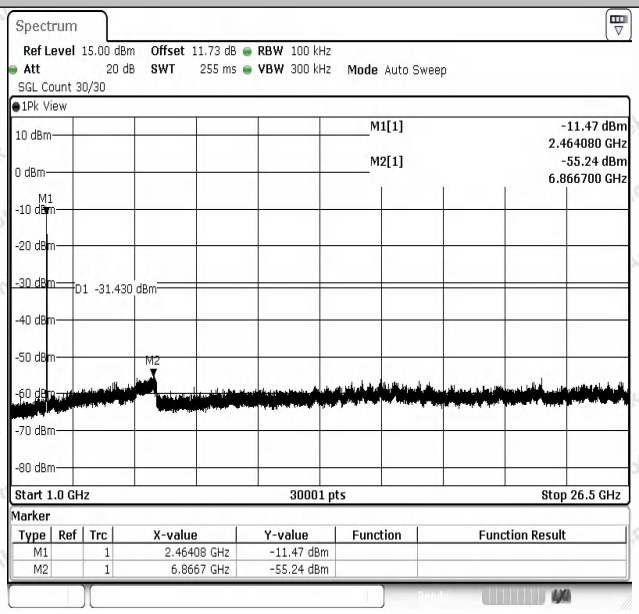

11G-Ant1-2462-1000~26500-PASS

Appendix H: Duty Cycle

Test Result

TestMode	Antenna	Frequency [MHz]	Transmission Duration [ms]	Transmission Period [ms]	Duty Cycle [%]	Factor
11B	Ant1	2412	8.40	8.43	99.64	0.02
11B	Ant1	2437	8.40	8.43	99.64	0.02
11B	Ant1	2462	8.39	8.42	99.64	0.02
11G	Ant1	2412	1.40	1.43	97.90	0.09
11G	Ant1	2437	1.39	1.43	97.20	0.12
11G	Ant1	2462	1.39	1.43	97.20	0.12

Test Graphs

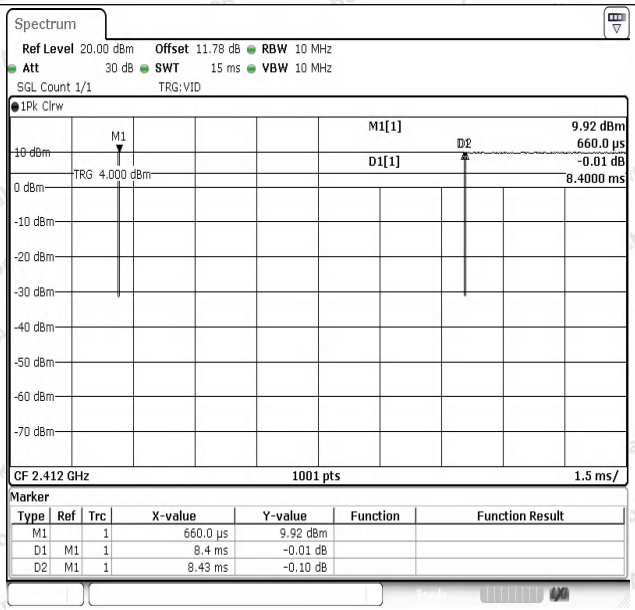

NTNV-11B-Ant1-2412

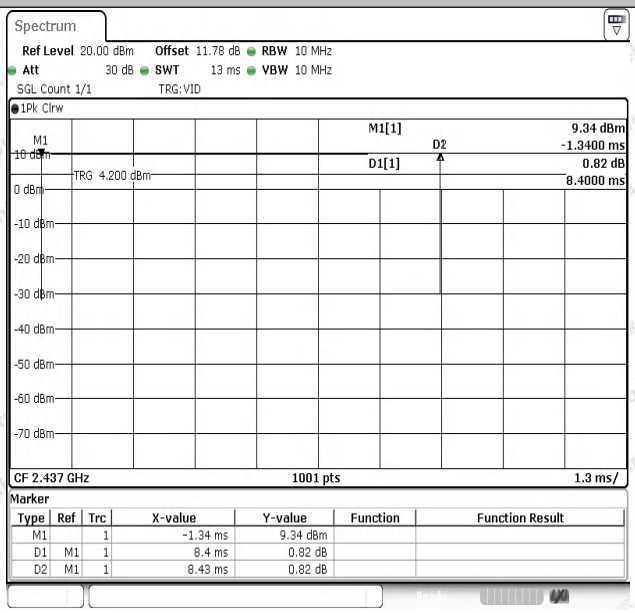

NTNV-11B-Ant1-2437

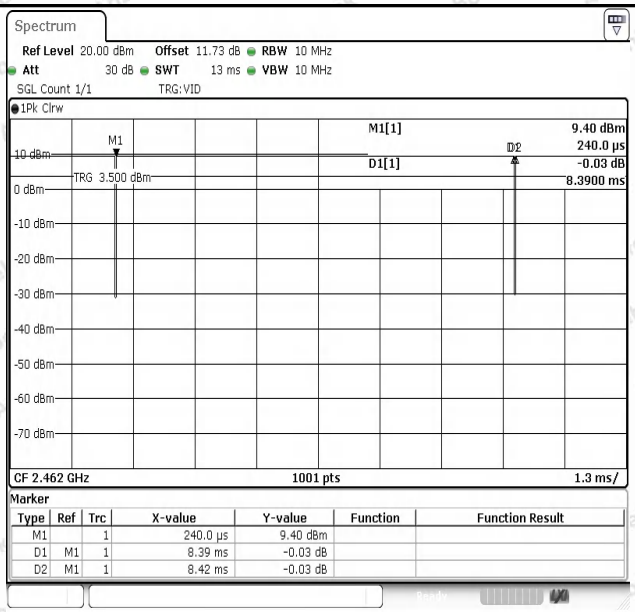

NTNV-11B-Ant1-2462

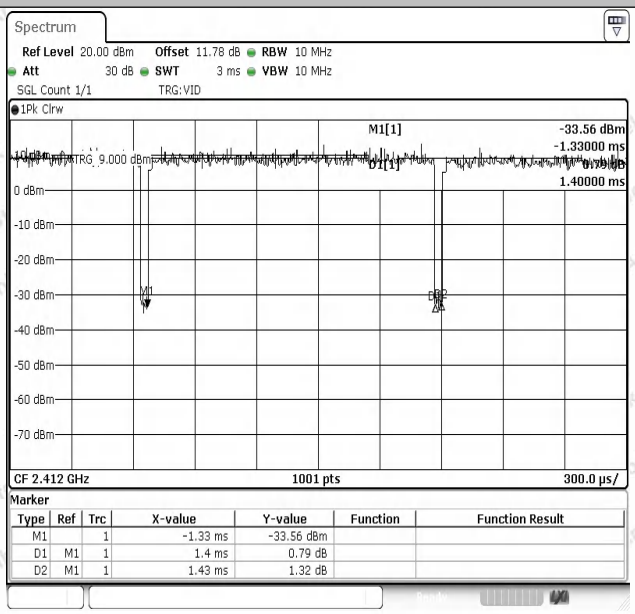

NTNV-11G-Ant1-2412

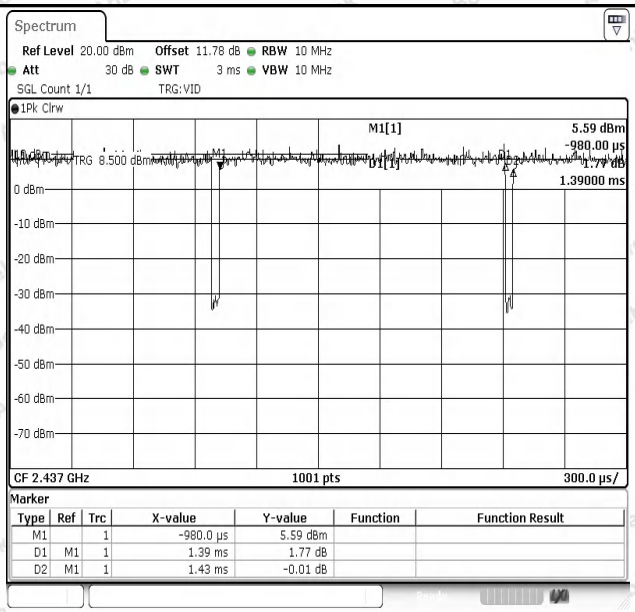

NTNV-11G-Ant1-2437

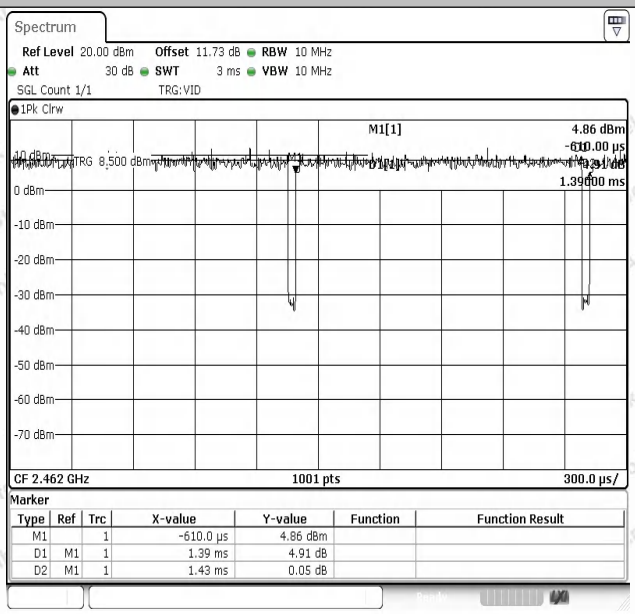

NTNV-11G-Ant1-2462

---End---