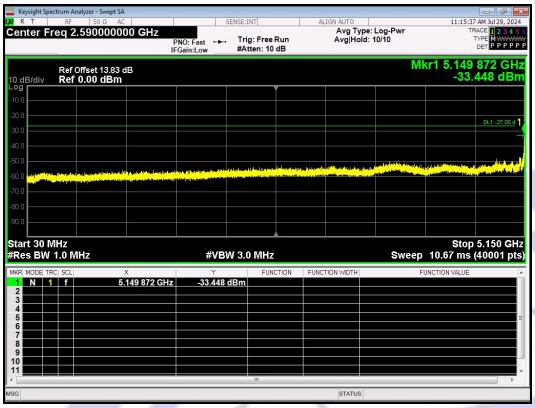

Spurious Emission:30.0~5150 MHz

IEEE 802.11n_Channel 36_20MHz_Antenna 0

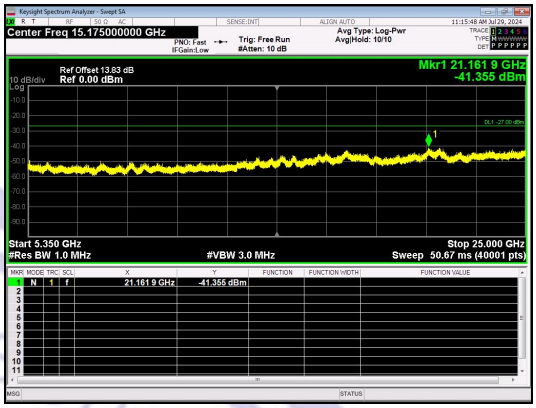

Spurious Emission:5350~25000.0 MHz

IEEE 802.11n_Channel 36_20MHz_Antenna 0

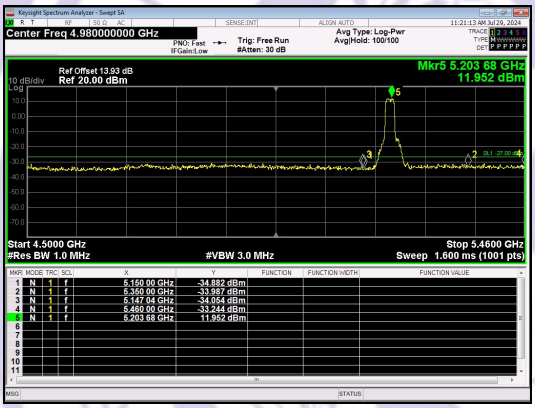

Out Of Band Emission

IEEE 802.11n_Channel 40_20MHz_Antenna 0

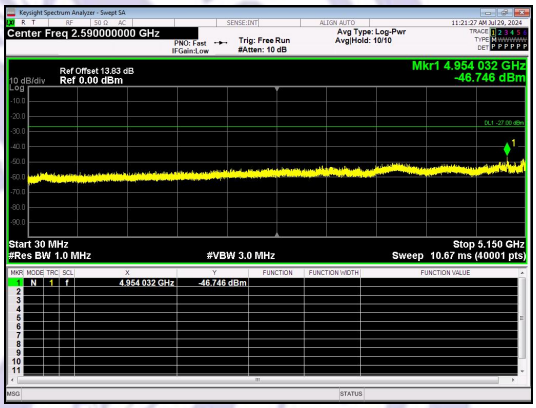

Spurious Emission:30.0~5150 MHz

IEEE 802.11n_Channel 40_20MHz_Antenna 0

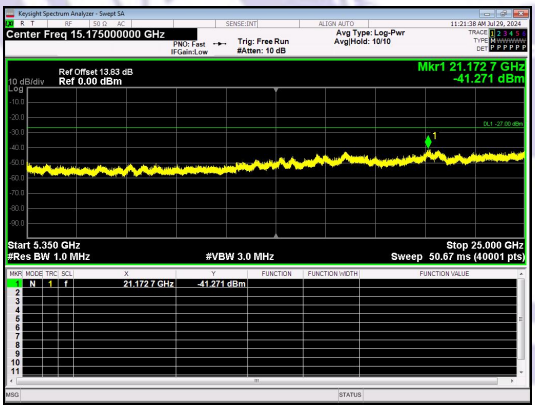

Spurious Emission:5350~25000.0 MHz

IEEE 802.11n_Channel 40_20MHz_Antenna 0

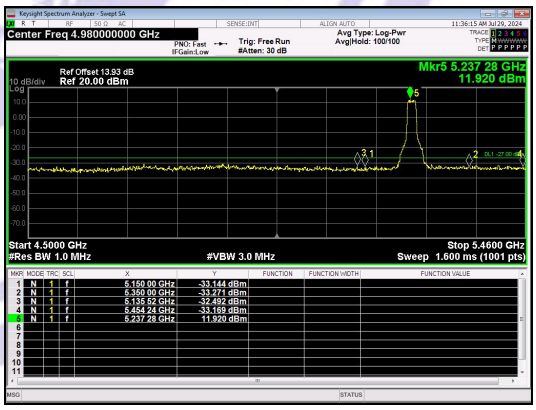

Out Of Band Emission

IEEE 802.11n_Channel 48_20MHz_Antenna 0

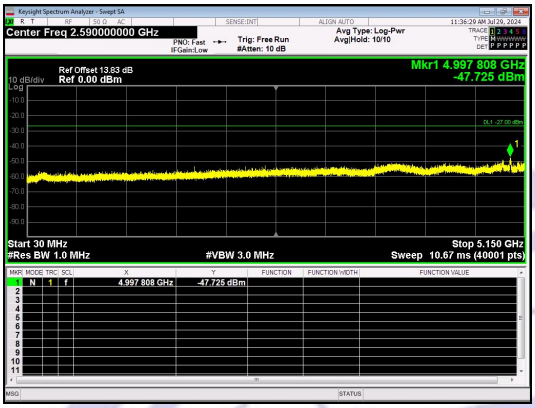

Spurious Emission:30.0~5150 MHz

IEEE 802.11n_Channel 48_20MHz_Antenna 0

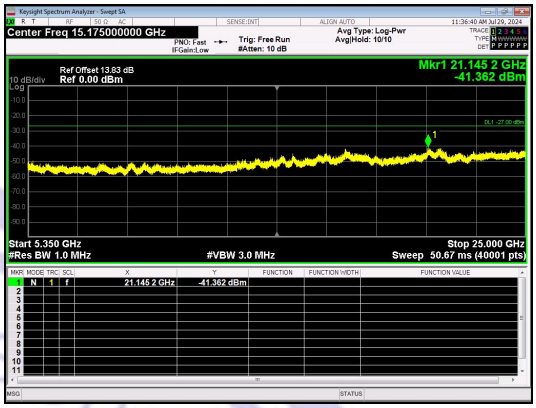

Spurious Emission:5350~25000.0 MHz

IEEE 802.11n_Channel 48_20MHz_Antenna 0

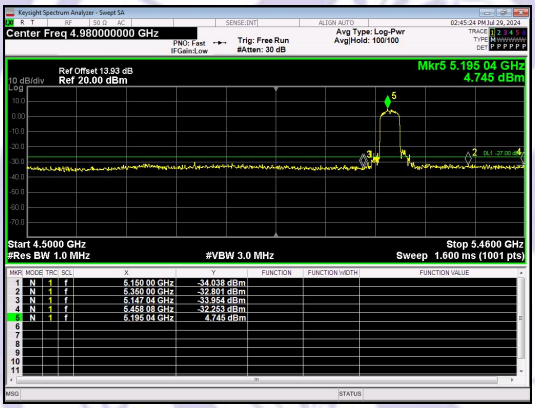

Out Of Band Emission

IEEE 802.11n_Channel 38_40MHz_Antenna 0

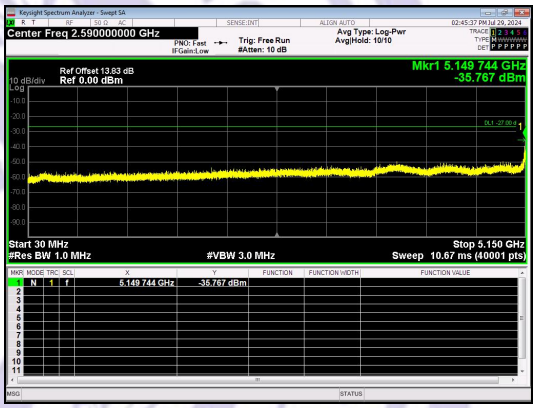

Spurious Emission:30.0~5150 MHz

IEEE 802.11n_Channel 38_40MHz_Antenna 0

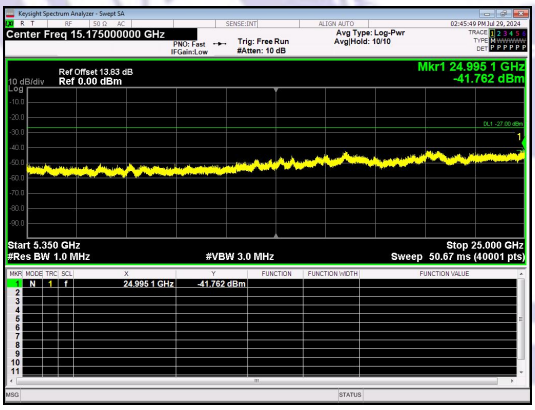

Spurious Emission:5350~25000.0 MHz

IEEE 802.11n_Channel 38_40MHz_Antenna 0

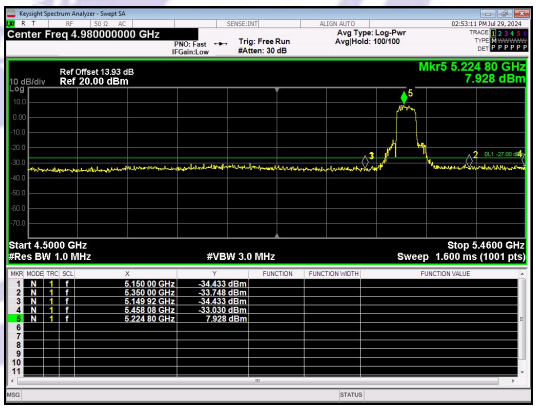

Out Of Band Emission

IEEE 802.11n_Channel 46_40MHz_Antenna 0

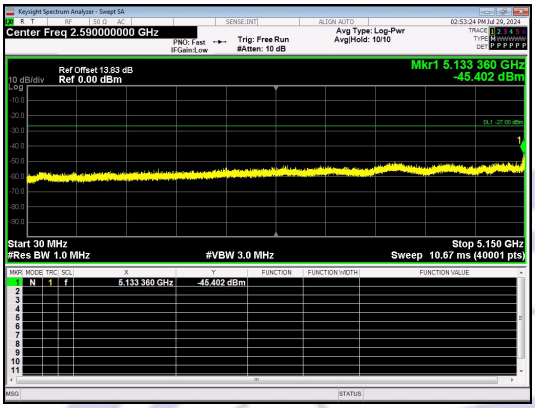

Spurious Emission:30.0~5150 MHz

IEEE 802.11n_Channel 46_40MHz_Antenna 0

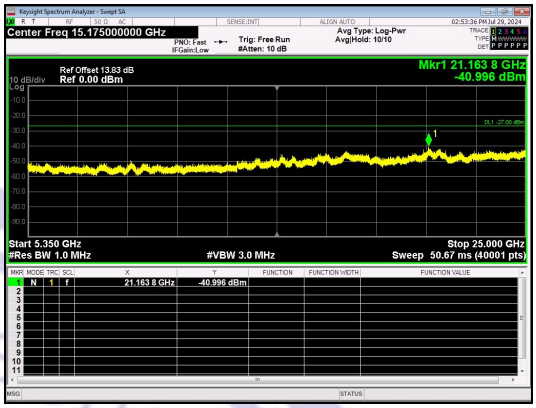

Spurious Emission:5350~25000.0 MHz

IEEE 802.11n_Channel 46_40MHz_Antenna 0

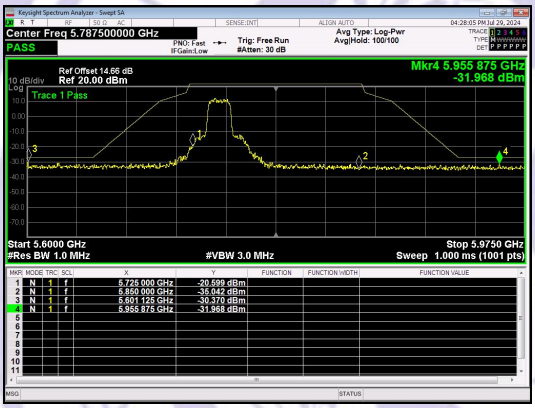

Out Of Band Emission

IEEE 802.11a_Channel 149_20MHz_Antenna 0

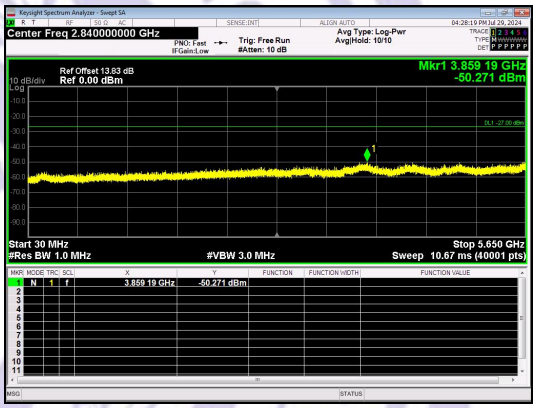

Spurious Emission:30.0~5650 MHz

IEEE 802.11a_Channel 149_20MHz_Antenna 0

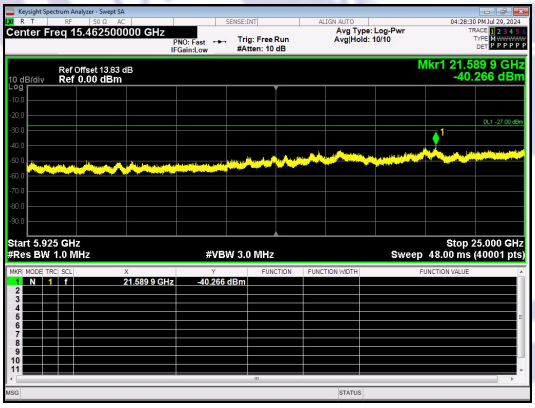

Spurious Emission:5925~25000.0 MHz

IEEE 802.11a_Channel 149_20MHz_Antenna 0

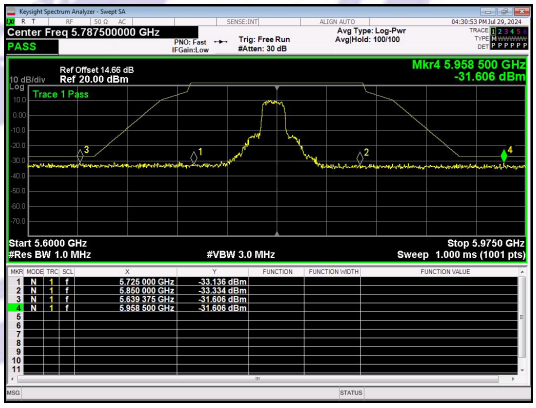

Out Of Band Emission

IEEE 802.11a_Channel 157_20MHz_Antenna 0

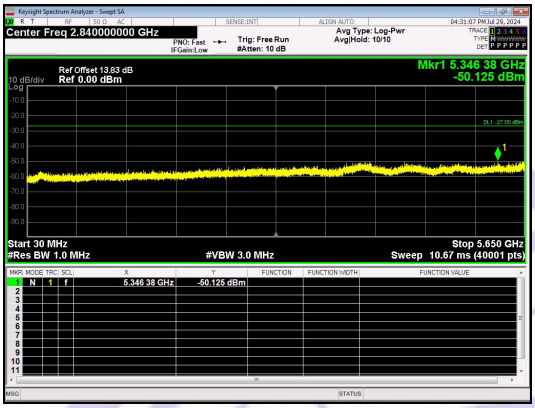

Spurious Emission:30.0~5650 MHz

IEEE 802.11a_Channel 157_20MHz_Antenna 0

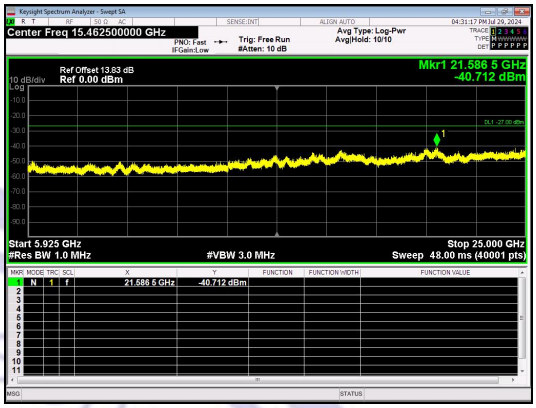

Spurious Emission:5925~25000.0 MHz

IEEE 802.11a_Channel 157_20MHz_Antenna 0

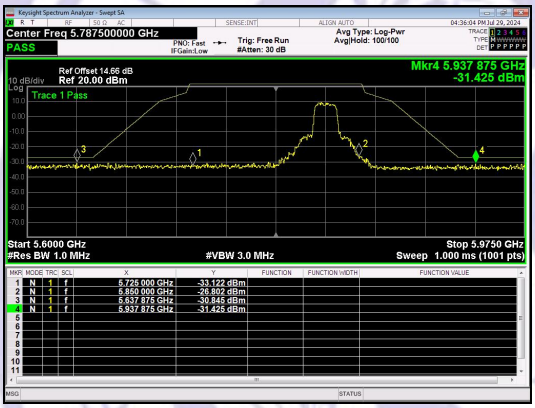

Out Of Band Emission

IEEE 802.11a_Channel 165_20MHz_Antenna 0

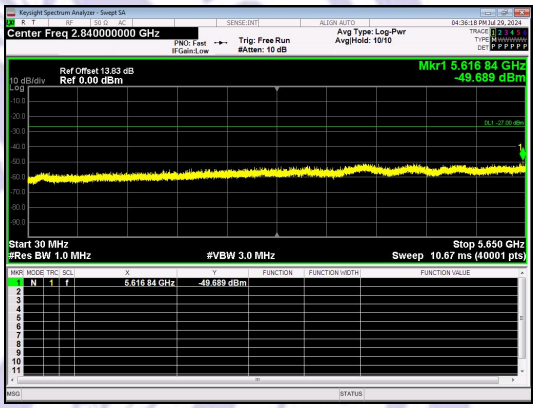

Spurious Emission:30.0~5650 MHz

IEEE 802.11a_Channel 165_20MHz_Antenna 0

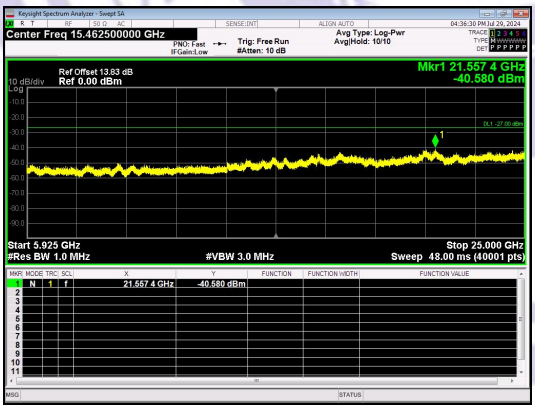

Spurious Emission:5925~25000.0 MHz

IEEE 802.11a_Channel 165_20MHz_Antenna 0

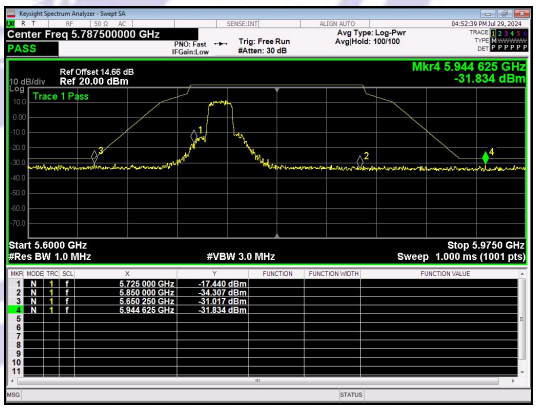

Out Of Band Emission

IEEE 802.11n_Channel 149_20MHz_Antenna 0

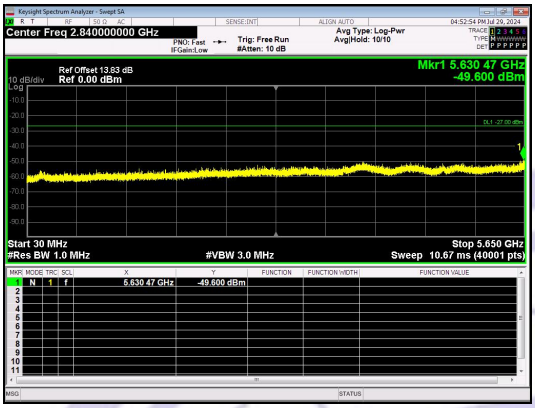

Spurious Emission:30.0~5650 MHz

IEEE 802.11n_Channel 149_20MHz_Antenna 0

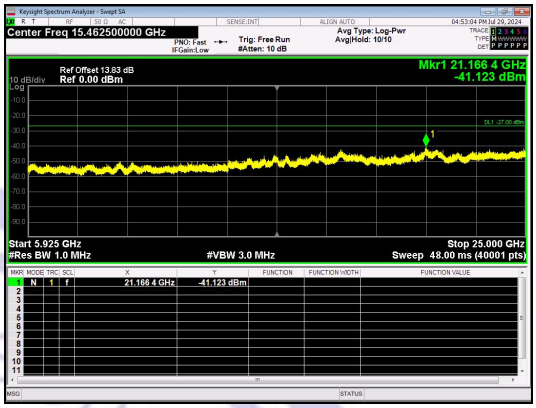

Spurious Emission:5925~25000.0 MHz

IEEE 802.11n_Channel 149_20MHz_Antenna 0

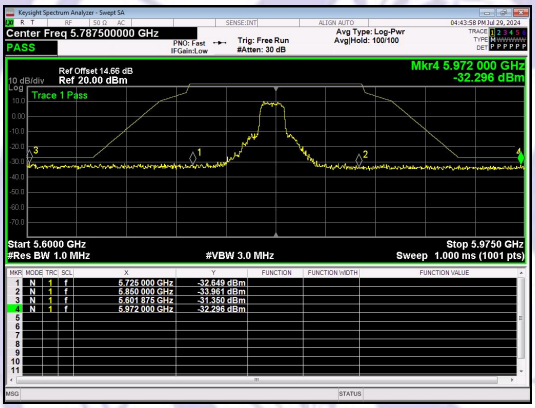

Out Of Band Emission

IEEE 802.11n_Channel 157_20MHz_Antenna 0

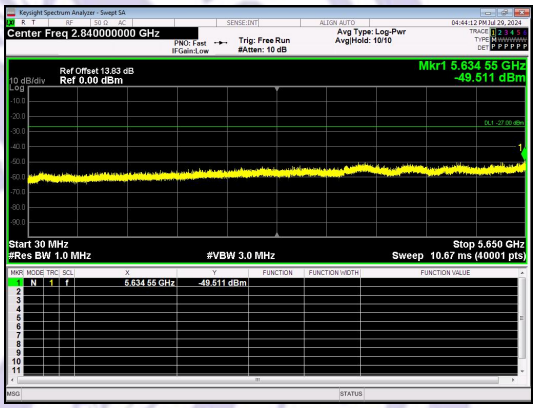

Spurious Emission:30.0~5650 MHz

IEEE 802.11n_Channel 157_20MHz_Antenna 0

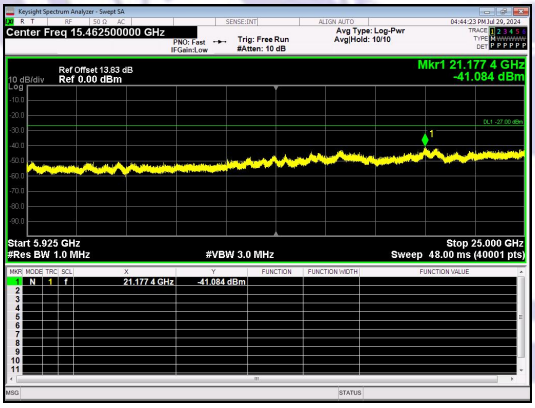

Spurious Emission:5925~25000.0 MHz

IEEE 802.11n_Channel 157_20MHz_Antenna 0

Out Of Band Emission

IEEE 802.11n_Channel 165_20MHz_Antenna 0

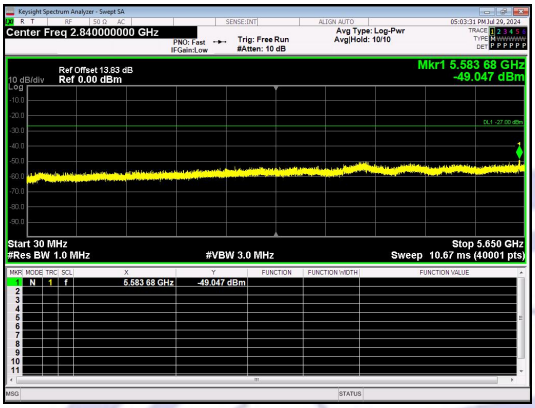

Spurious Emission:30.0~5650 MHz

IEEE 802.11n_Channel 165_20MHz_Antenna 0

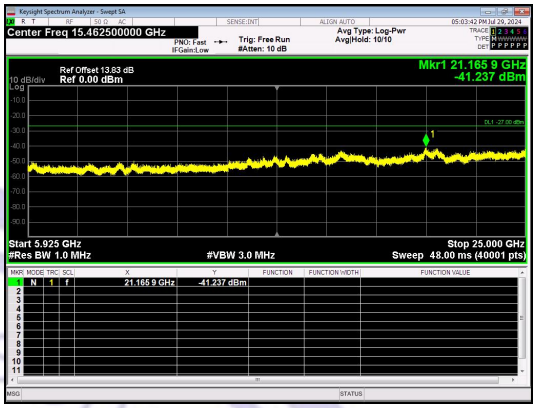

Spurious Emission:5925~25000.0 MHz

IEEE 802.11n_Channel 165_20MHz_Antenna 0

Out Of Band Emission

IEEE 802.11n_Channel 151_40MHz_Antenna 0

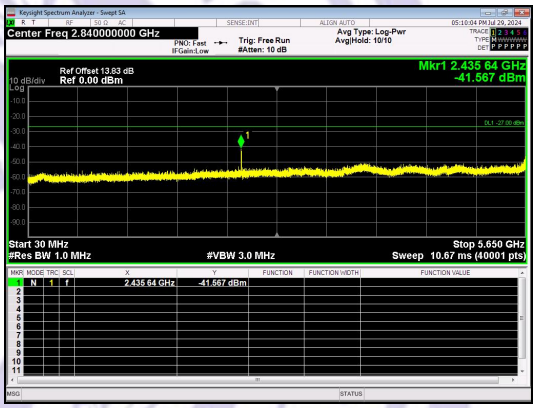

Spurious Emission:30.0~5650 MHz

IEEE 802.11n_Channel 151_40MHz_Antenna 0

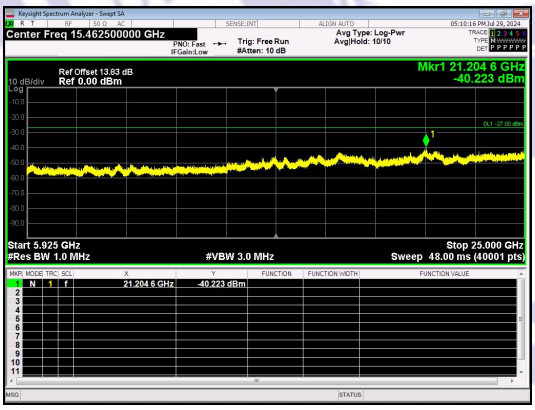

Spurious Emission:5925~25000.0 MHz

IEEE 802.11n_Channel 151_40MHz_Antenna 0

Out Of Band Emission

IEEE 802.11n_Channel 159_40MHz_Antenna 0

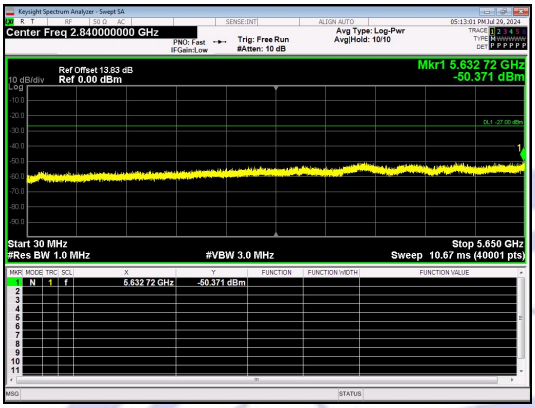	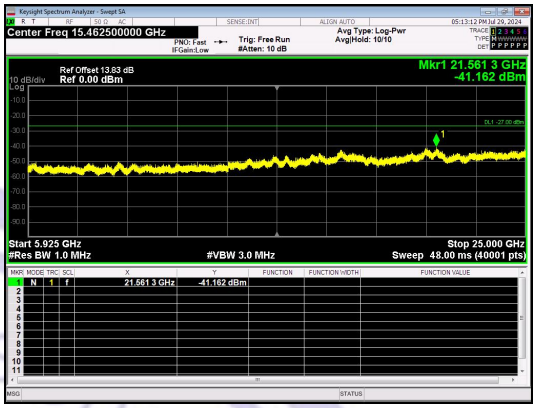
Spurious Emission:30.0~5650 MHz **IEEE 802.11n_Channel 159_40MHz_Antenna 0**	**Spurious Emission:5925~25000.0 MHz** **IEEE 802.11n_Channel 159_40MHz_Antenna 0**

12 Frequency Stability Measurement

12.1 Test Standard and Limit

FCC

Manufactures of U-NII devices are responsible for ensuring frequency stability such that an emission is maintained within the band of operation under all conditions of normal operation as specified in the user's manual.

The transmitter center frequency tolerance shall be ± 20 ppm maximum for the 5 GHz band (IEEE 802.11n specification).

IC

If the frequency stability of the licence-exempt radio apparatus is not specified in the applicable RSS, the fundamental emissions of the radio apparatus should be kept within at least the central 80% of its permitted operating frequency band in order to minimize the possibility of out-of-band operation. In addition, its occupied bandwidth shall be entirely outside the restricted bands and the prohibited TV bands of 54 72 MHz, 76-88 MHz, 174-216 MHz, and 470-602 MHz, unless otherwise indicated.

12.2 Test Setup

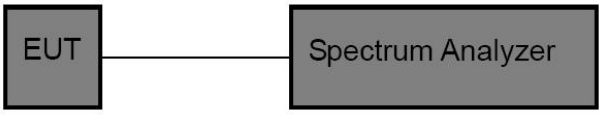

12.3 Test Procedure

1. The transmitter output (antenna port) was connected to the spectrum analyzer.
2. EUT have transmitted absence of modulation signal and fixed channelize.
3. Set the spectrum analyzer span to view the entire absence of modulation emissions bandwidth.
4. Set RBW = 10 kHz, VBW = 10 kHz with peak detector and maxhold settings.
5. fc is declaring of channel frequency. Then the frequency error formula is (fc-f)/fc × 106 ppm and the limit is less than ±20ppm (IEEE 802.11nspecification).