Number of Pulses in 31.6 seconds

GFSK_DH5

Pulse Width

GFSK_DH5

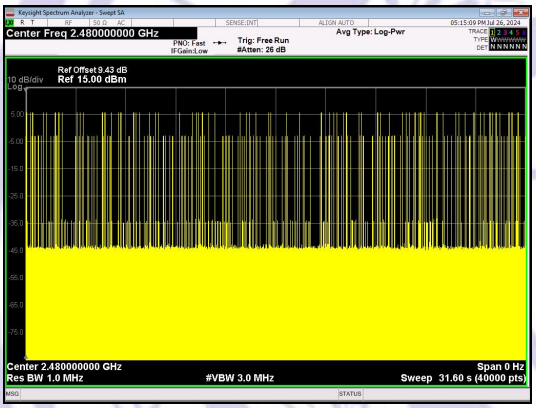

Number of Pulses in 31.6 seconds

GFSK_DH5

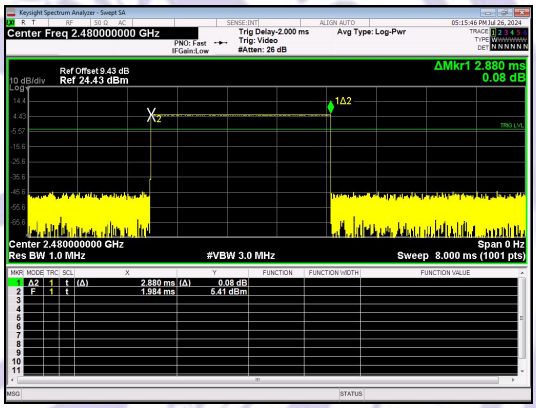

Pulse Width

GFSK_DH5

Number of Pulses in 31.6 seconds

π/4DQPSK_2-DH5

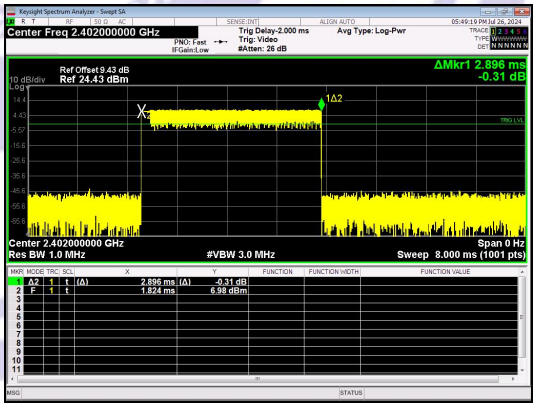

Pulse Width

π/4DQPSK_2-DH5

Number of Pulses in 31.6 seconds

π/4DQPSK_2-DH5

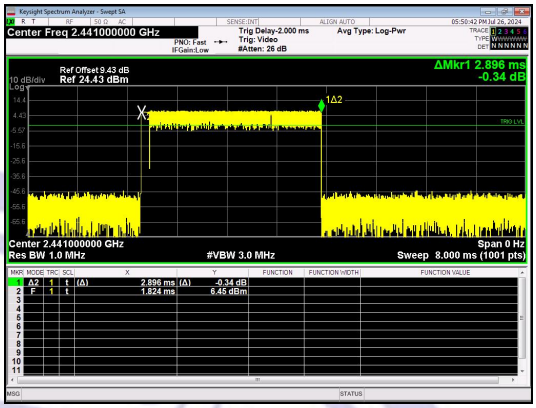

Pulse Width

π/4DQPSK_2-DH5

Number of Pulses in 31.6 seconds

π/4DQPSK_2-DH5

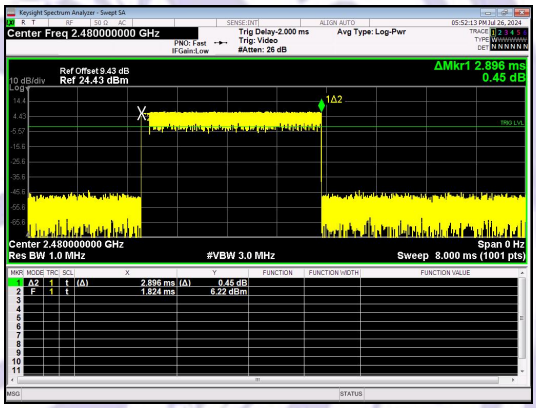

Pulse Width

π/4DQPSK_2-DH5

Number of Pulses in 31.6 seconds

8DPSK_3-DH5

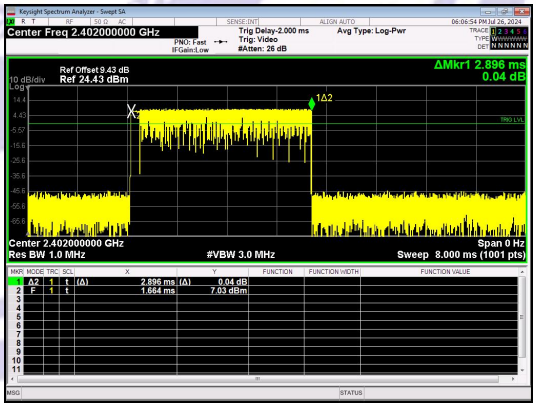

Pulse Width

8DPSK_3-DH5

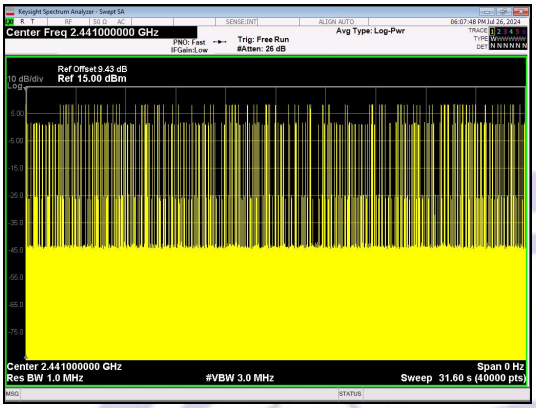

Number of Pulses in 31.6 seconds

8DPSK_3-DH5

Pulse Width

8DPSK_3-DH5

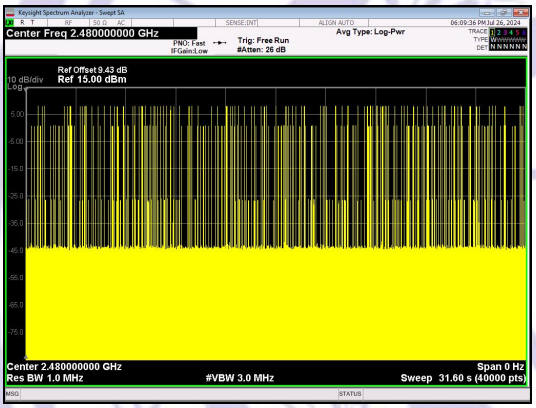

Number of Pulses in 31.6 seconds

8DPSK_3-DH5

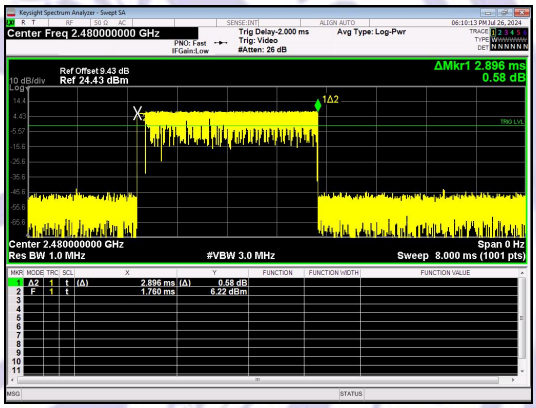

Pulse Width

8DPSK_3-DH5

13 100kHz Bandwidth of Frequency Band Edge Requirement

13.1 Test Standard and Limit

Test Standard	FCC Part15 C Section 15.247 (d) & RSS-247 5.5
Test Limit	in any 100 kHz bandwidth outside the frequency bands in which the spread spectrum intentional radiator in operating, the radio frequency power that is produced by the intentional radiator shall be at least 20dB below that in the 100kHz bandwidth within the band that contains the highest level of the desired power, In addition, radiated emissions which fall in the restricted bands, as defined in §15.205(a), must also comply with the radiated emission limits specified in 15.209(a).

13.2 Test Setup

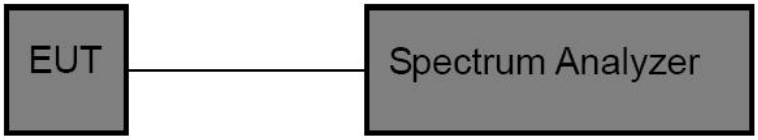

13.3 Test Procedure

The EUT must have its hopping/Non-hopping function enabled. Using the following spectrum analyzer setting:

1. Set the RBW = 100kHz.
2. Set the VBW = 300kHz.
3. Sweep time = auto couple.
4. Detector function = peak.
5. Trace mode = max hold.
6. Allow trace to fully stabilize.

13.4 Test Data

Non-Hopping

Modulation	Packet	Channel	OOB Emission Frequency (MHz)	OOB Emission Level (dBm)	Limit (dBm)	Over Limit (dB)	Result
GFSK	DH1	0	2394.70	-52.854	-15.77	-37.084	PASS
			2400.00	-53.708	-15.77	-37.938	PASS
			21522.8	-52.657	-15.77	-36.887	PASS
		39	21193.2	-53.278	-16.15	-37.128	PASS
		78	2483.50	-53.923	-16.94	-36.983	PASS
			21577.8	-53.415	-16.94	-36.475	PASS
π/4DQPSK	2-DH1	0	2400.00	-52.797	-15.25	-37.547	PASS
			21556.5	-53.403	-15.25	-38.153	PASS
		39	21225.1	-53.372	-15.89	-37.482	PASS
		78	2483.50	-55.094	-15.55	-39.544	PASS
			21173.2	-52.438	-15.55	-36.888	PASS
8DPSK	3-DH1	0	2395.08	-53.428	-15.33	-38.098	PASS
			2400.00	-54.081	-15.33	-38.751	PASS
			21561.5	-53.346	-15.33	-38.016	PASS
		39	21183.2	-53.660	-15.31	-38.350	PASS
		78	2483.50	-54.702	-16.11	-38.592	PASS
			21560.3	-51.798	-16.11	-35.688	PASS

Hopping

Modulation	Packet	Channel	OOB Emission Frequency (MHz)	OOB Emission Level (dBm)	Limit (dBm)	Over Limit (dB)	Result
GFSK	DH1	Hopping	2400.00	-52.120	-13.38	-38.740	PASS
			2483.50	-53.658	-14.11	-39.548	PASS
π/4DQPSK	2-DH1		2392.44	-51.946	-12.58	-39.366	PASS
			2400.00	-52.428	-12.58	-39.848	PASS
			2483.50	-52.942	-13.19	-39.752	PASS
8DPSK	3-DH1		2391.18	-52.584	-12.53	-40.054	PASS
			2400.00	-52.952	-12.53	-40.422	PASS
			2483.50	-53.598	-13.16	-40.438	PASS

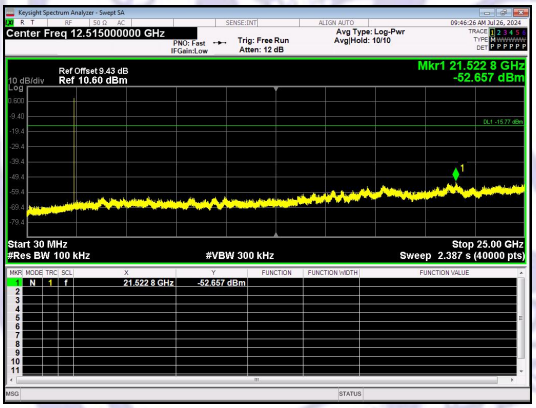

30.0 MHz - 25000.0 MHz

GFSK_DH1_Channel 0

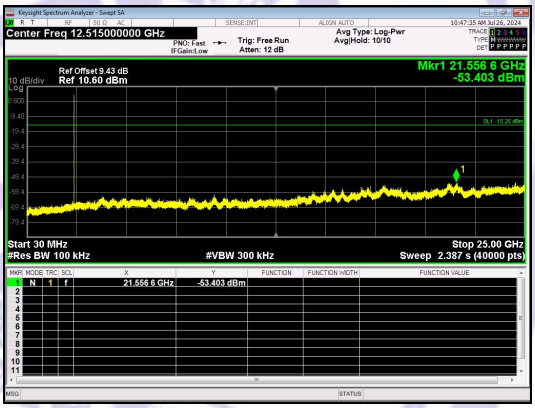

30.0 MHz - 25000.0 MHz

π/4DQPSK_2-DH1_Channel 0

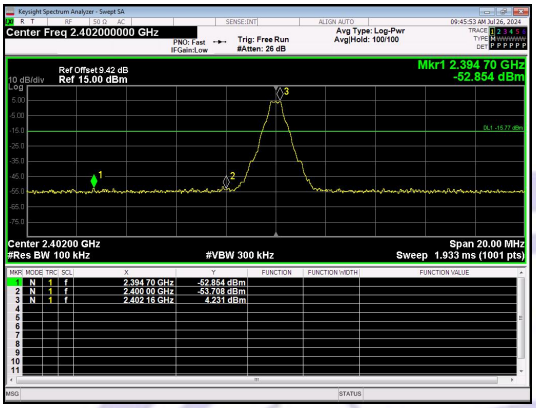

Out Of Band Emission

GFSK_DH1_Channel 0

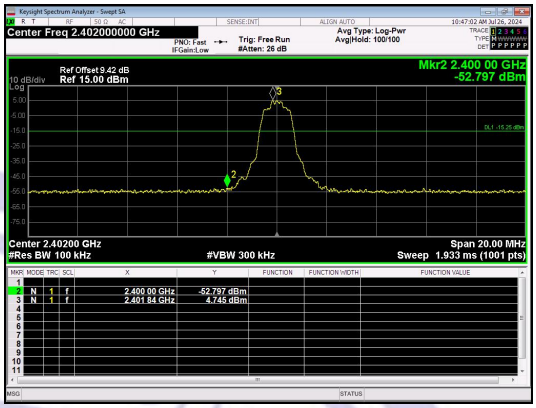

Out Of Band Emission

π/4DQPSK_2-DH1_Channel 0

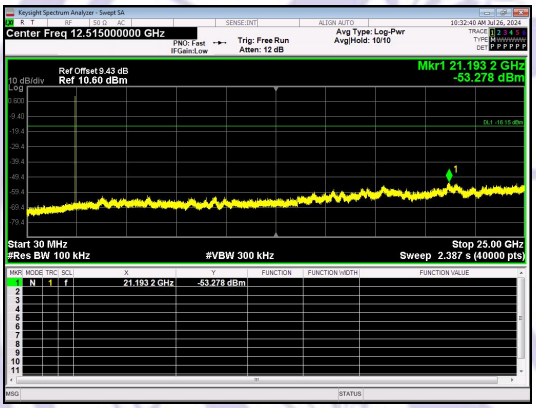

30.0 MHz - 25000.0 MHz

GFSK_DH1_Channel 39

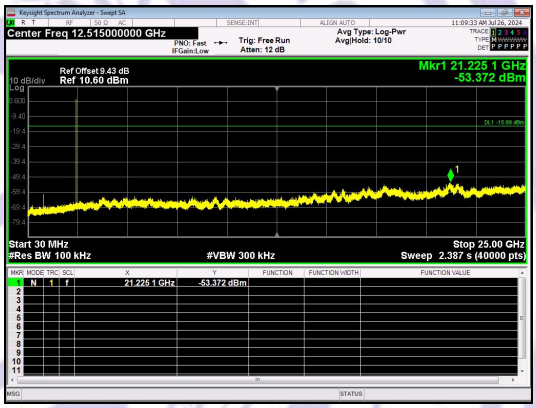

30.0 MHz - 25000.0 MHz

π/4DQPSK_2-DH1_Channel 39

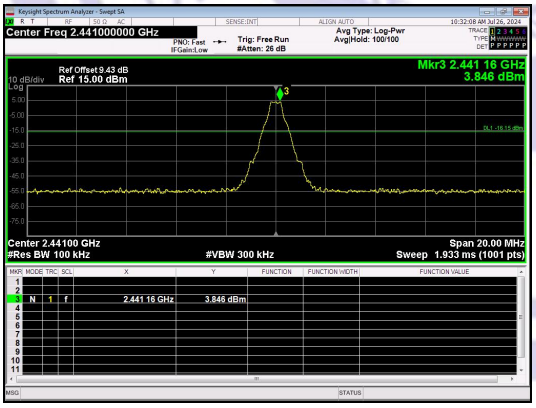

Out Of Band Emission

GFSK_DH1_Channel 39

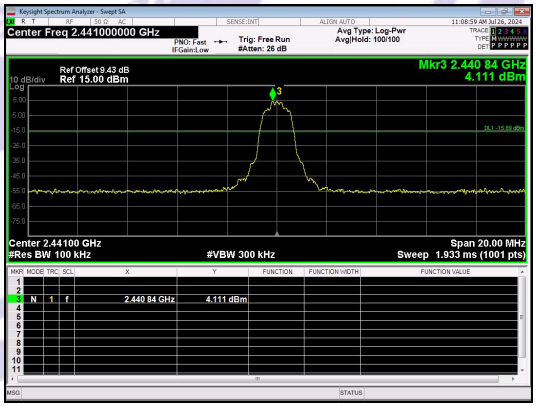

Out Of Band Emission

π/4DQPSK_2-DH1_Channel 39

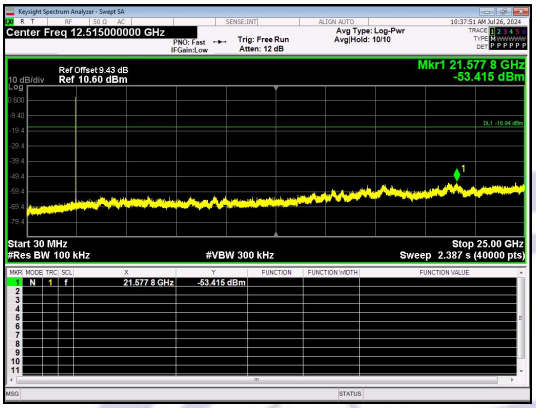

30.0 MHz - 25000.0 MHz

GFSK_DH1_Channel 78

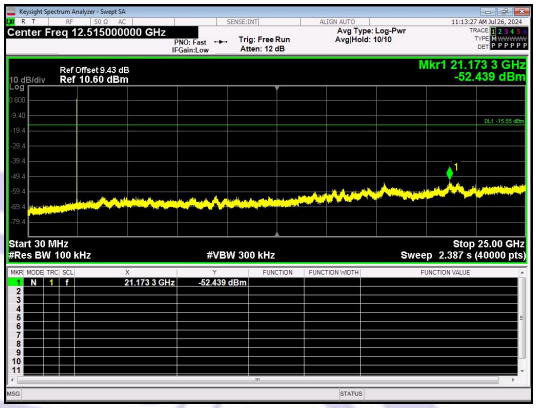

30.0 MHz - 25000.0 MHz

π/4DQPSK_2-DH1_Channel 78

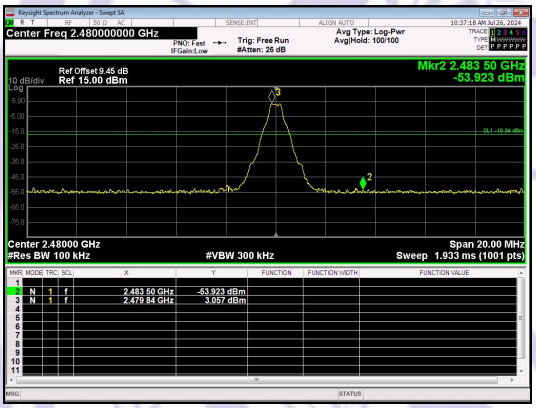

Out Of Band Emission

GFSK_DH1_Channel 78

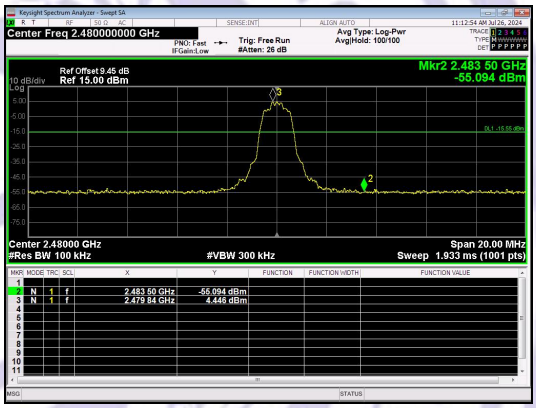

Out Of Band Emission

π/4DQPSK_2-DH1_Channel 78

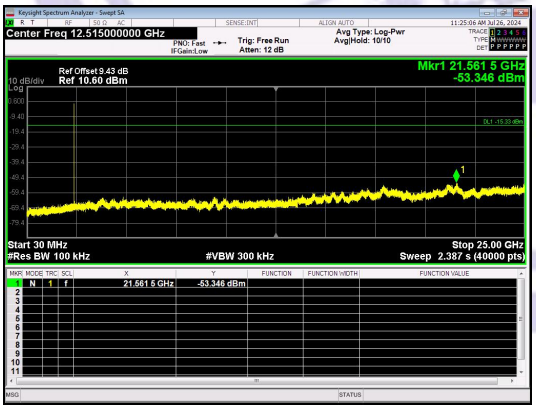

30.0 MHz - 25000.0 MHz

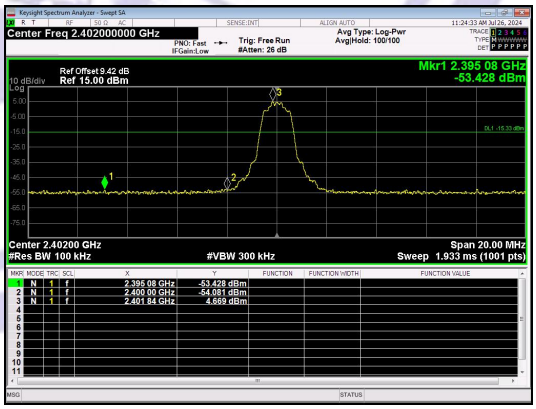

Out Of Band Emission

8DPSK_3-DH1_Channel 0	8DPSK_3-DH1_Channel 0
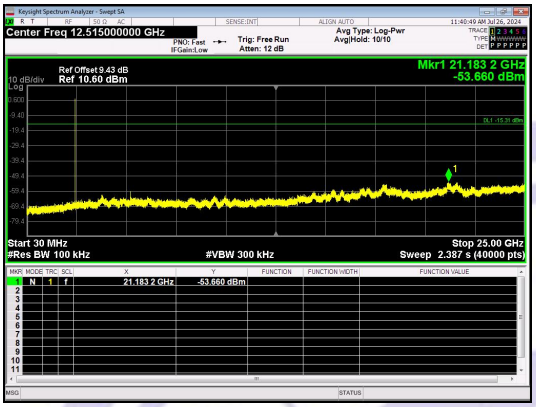	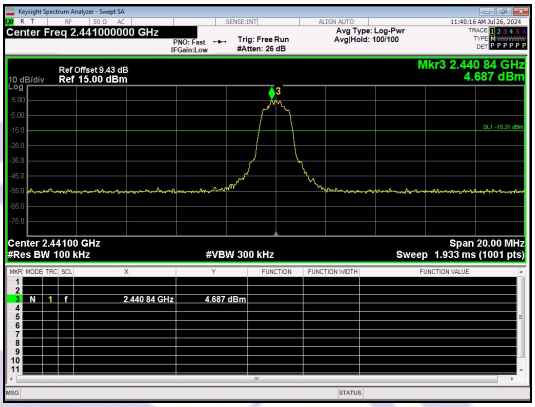
30.0 MHz - 25000.0 MHz 8DPSK_3-DH1_Channel 39	Out Of Band Emission 8DPSK_3-DH1_Channel 39
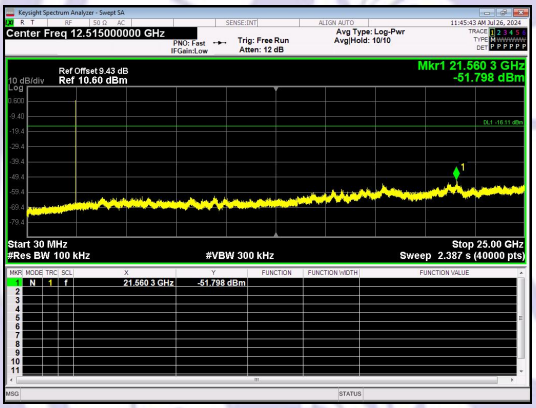	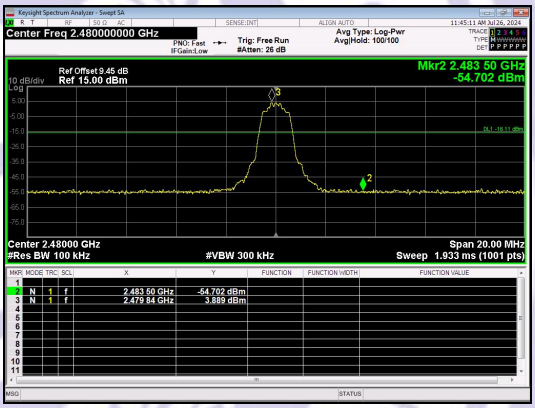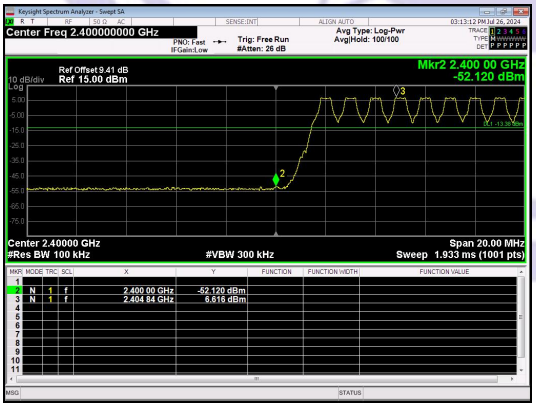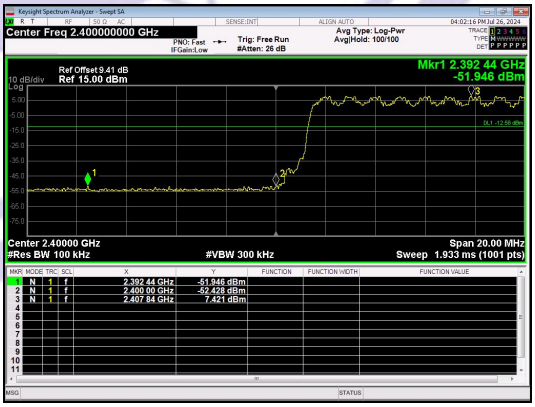
30.0 MHz - 25000.0 MHz 8DPSK_3-DH1_Channel 78	Out Of Band Emission 8DPSK_3-DH1_Channel 78