Yuanchuangxingelectronics(Shenzhen)CO.,LTD.

Customer Name: LW

Customer Moder:

Customer P/N: 1.ANT.ANT844410001

Customer Describe: _

YCX P/N: YCX09N-B1040-84B

Customer Describe: 5G brass tube antenna（φ4.4*10）1.13cable Length=84mm

PRODUCT SPECIFICATION

Signature and seal of confirmation					
YCX Approved			Customer Approved		
Sample	audit	approved	validation	audit	approved
zouyc					
YCX Approved By			Customer Approved By		
Date	2024-5-22		Date	2024-5-22	

File for amendment/revocation/resume

Version	Date	Production/revised content	develop	Approved	Note
A1	2024-5-22		zouyc		

3、Directory

1、directory. 1

2、File for amendment/revocation/resume. 2

3、directory. 3

4、Product drawings. 4

5、Passive performance test paramete 5

6、2D、3D Performance figure. 6

7、Electrical performance test report. 7

4、Product drawings

REV.	CHANGE DESCRIPTION	DATE	SIGNATURE
A1	New	2024.05.22	zyc

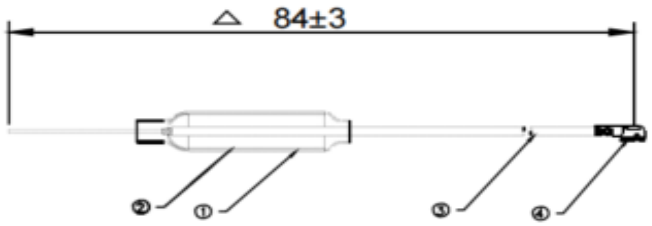

Technical requirements:

1. Electrical parameters:
   - 1.1 Impedance : 50Ω
   - 1.2 Frequency :2402-2480Mhz&&5150-5850Mhz
   - 1.3 VSWR : < 9.0&&< 2.0
   - 1.4 Peak Gain : MAX -8dBi&&3.21 Max dBi
   - 1.5 Polarization : Linear
   - 1.6 Radiation Patten: Omni directional
2. All material must meet ROHS request

NO.	PART OR IDENTIFYING NO.	NOMENCLATURE OR DESCRIPTION	QTY	UNIT
⑥				
⑤				
④	connect	1.13 IPEX	1	PCS
③	Cable	1.13 Black	1	PCS
②	Brass Tube	Φ4.4*10 Nickel plating	1	PCS
①	Heat Tube	Black	1	PCS

TOLERANCE

.XXX	±0.05
.XX	±0.1
.X	±0.2
X.	±0.25
XX.	±1
XXX.	±2

UNIT mm

MATERIAL: AS DIMENSION

源创星电子（深圳）有限公司
Yuanchuangxing electronics (Shenzhen) CO.,LTD.

DRAWED BY	zyc
CHECKED BY	Mike
APPROVED BY	Sky
SCALE :	1 : 1

PART NO.: YCX09N-B1040-84B

TITLE: 5G brass tube antenna

CAD FILE:

DWG TYPE: PRODUCT DRAWING

5、Passive performance test parameters

Frequency(MHz)	5150	5500	5850	
VSWR	1.05	1.69	1.47	

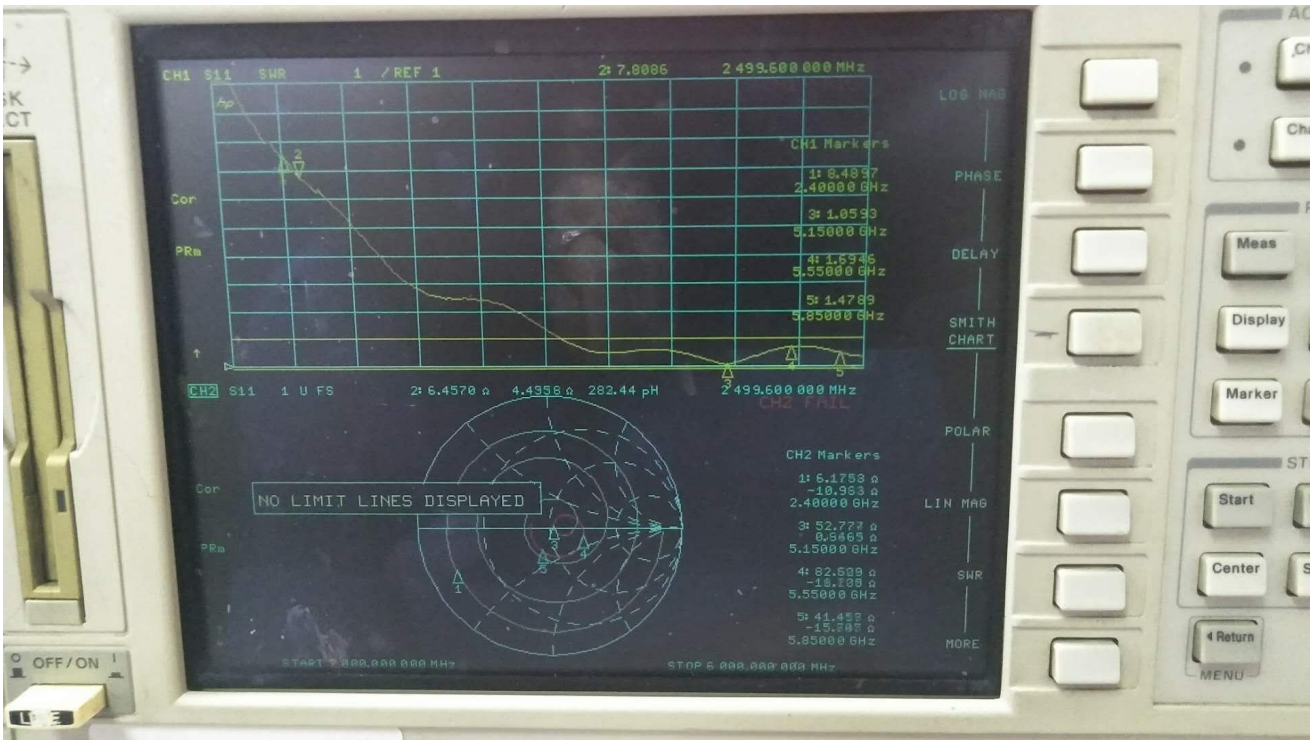

Passive Test				
Freq (MHz)	Effi (%)	Gain (dBi)		
2402	5	-9		
2450	6	-8.5		
2480	8	-8		

2402.000MHz H

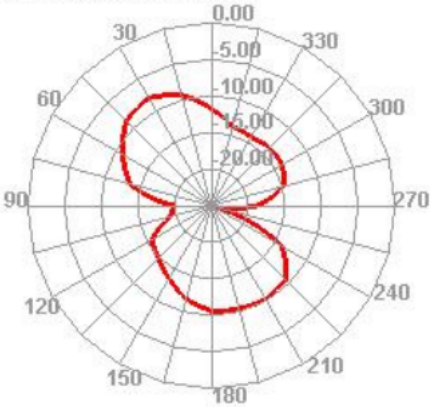

2402.000MHz E1

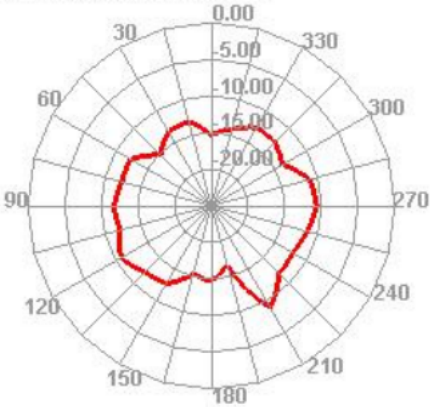

2402.000MHz E2

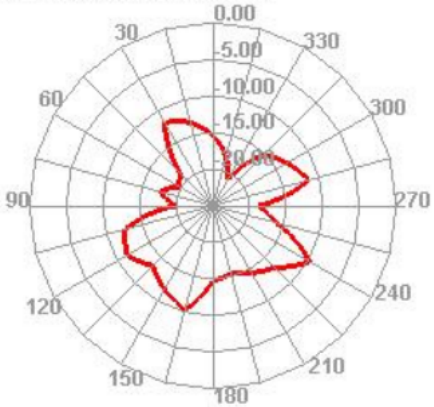

2450.000MHz H

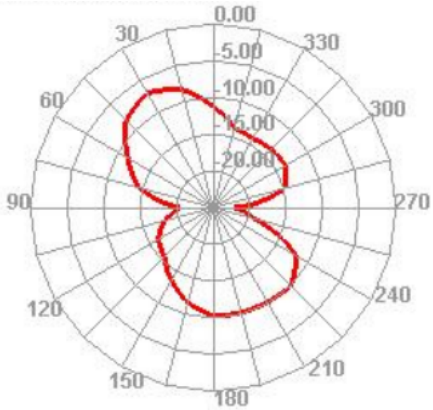

2450.000MHz E1

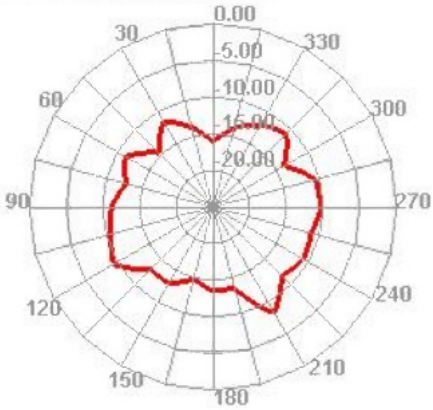

2450.000MHz E2

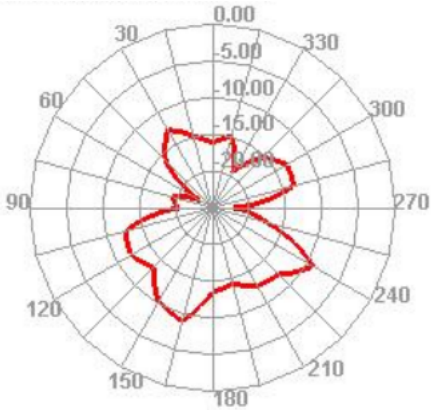

2480.000MHz E2

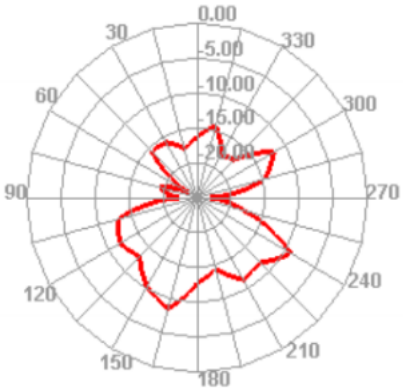

2480.000MHz E2

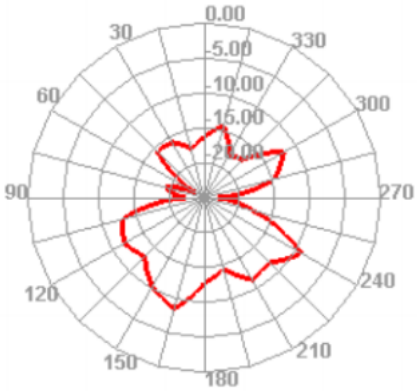

2480.000MHz E2

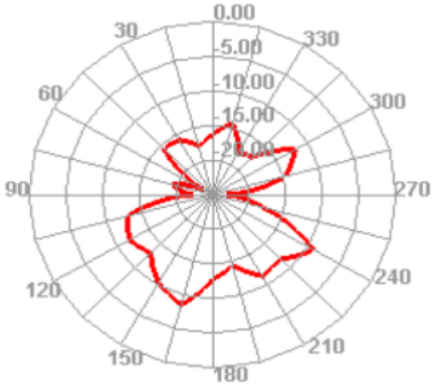

6、2D、3D Performance figure

Passive Test				
Freq (MHz)	Effi (%)	Gain (dBi)		
5150	68	3.21		
5500	67	3.12		
5850	60	2.44		

5150.000MHz H

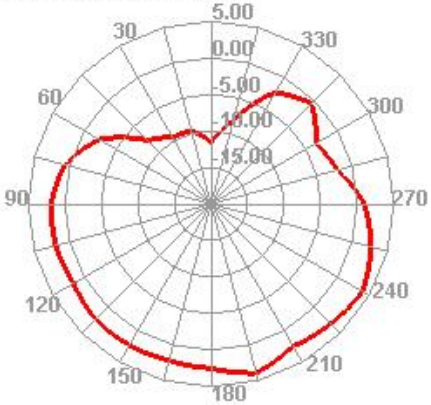

5150.000MHz E1

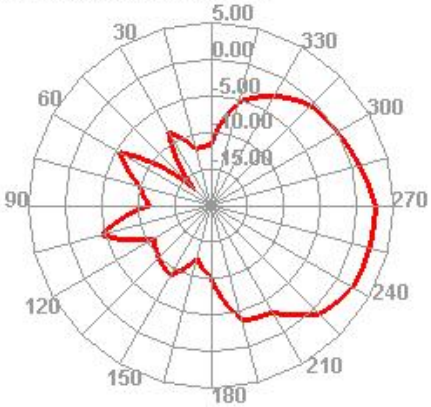

5150.000MHz E2

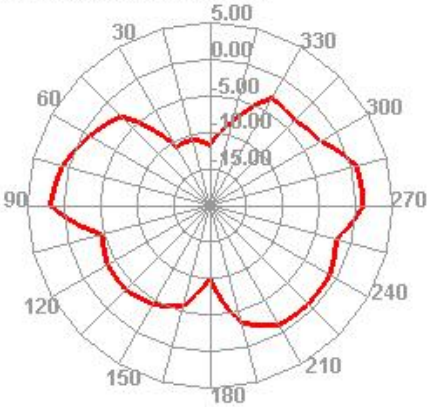

5500.000MHz H

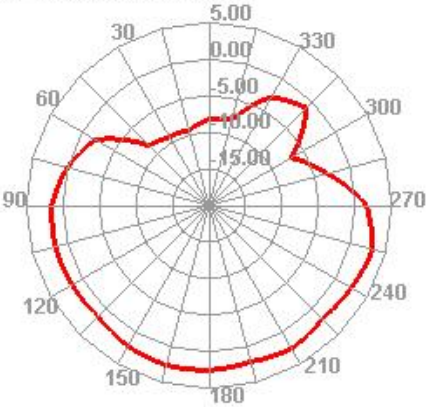

5500.000MHz E1

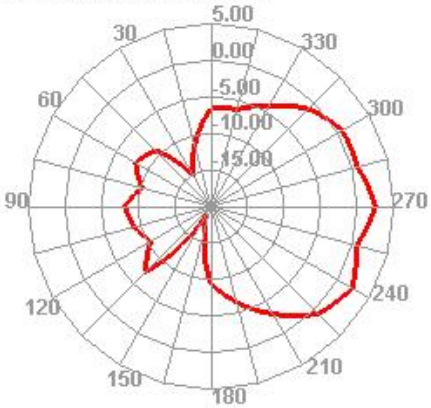

5500.000MHz E2

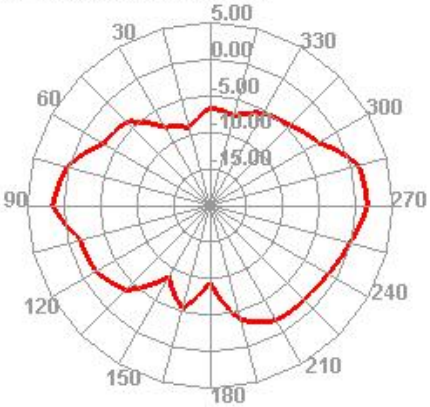

5850.000MHz H

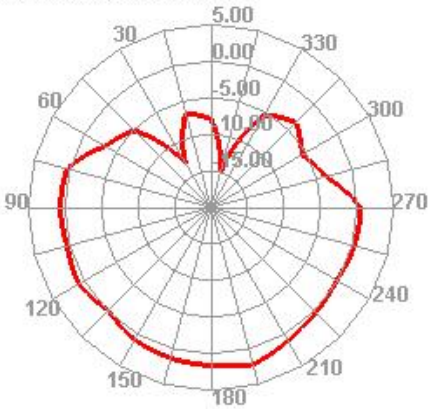

5850.000MHz E1

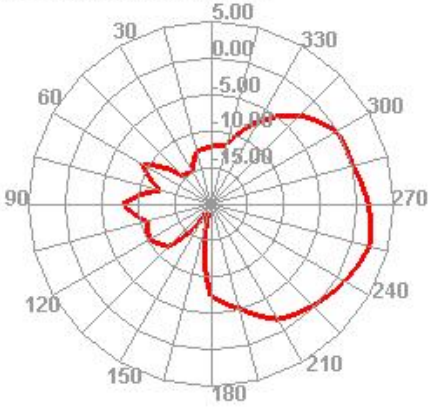

5850.000MHz E2

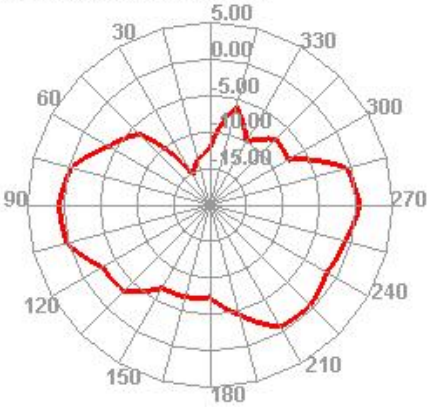

7、Electrical performance test report

Electrical parameters	
Frequency range	2402-2480Mhz&&5150-5850Mhz
input impedance	50Ω
VSWR	<9.0&&<2.0
Gain	2.4G -8dBi MAX 5G 3.21dBi MAX
Polarization mode	Vertical polarization
Radiation direction	omnidirectional
connection method	IPEX
Mechanical parameters	
Cable	
Salt spray test	
Environmental parameters	
Working temperature	-20~65℃