Appendix Test Data

Report No.:	1812C50123012501	Test Sample No.:	1-2-2
Start Test Date:	2025-04-15	Finish Test Date:	2025-04-21
Test Engineer:	Alex Peng	Auditor:	Justin Feng
Temperature:	26.2℃	Relative Humidity:	50%
Pressure:	101kPa		

Appendix A: 6dB Bandwidth

Test Result

Test Mode	Antenna	Frequency[MHz]	6dB BW [MHz]	FL[MHz]	FH[MHz]	Limit[MHz]	Verdict
BLE_1M	Ant1	2402	0.664	2401.672	2402.336	0.5	PASS
BLE_1M	Ant1	2440	0.688	2439.656	2440.344	0.5	PASS
BLE_1M	Ant1	2480	0.656	2479.672	2480.328	0.5	PASS

Test Graphs

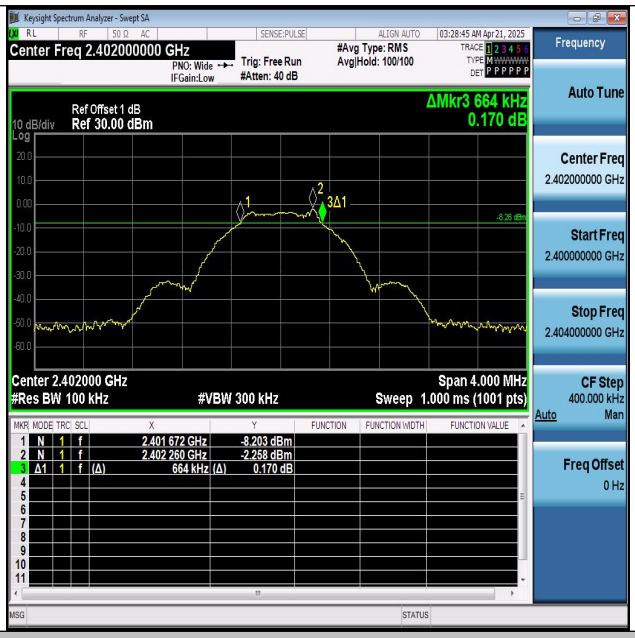

BLE_1M-Ant1-2402-PASS

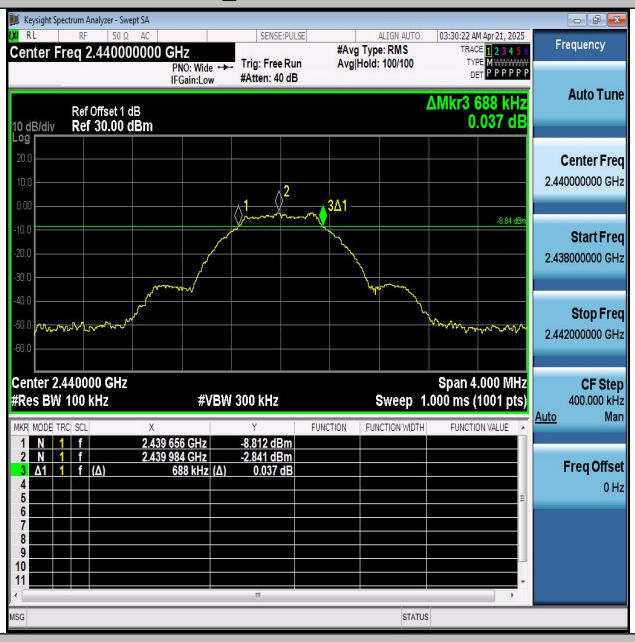

BLE_1M-Ant1-2440-PASS

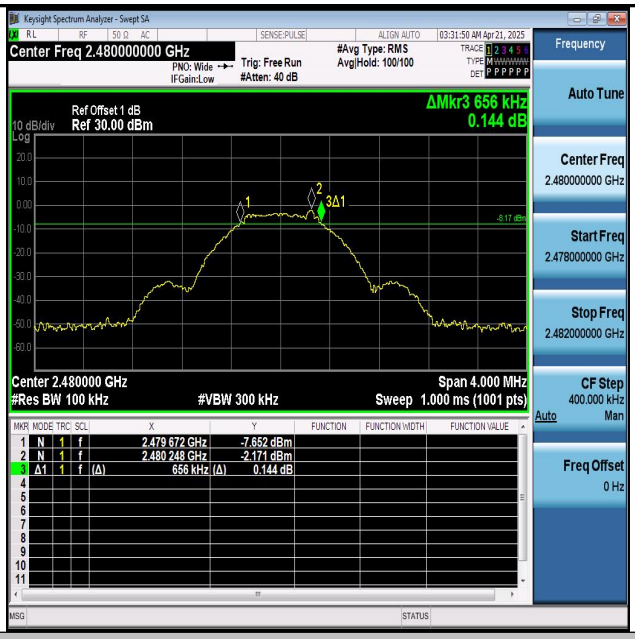

BLE_1M-Ant1-2480-PASS

Appendix B: 99% Occupied Bandwidth

Test Result

Test Mode	Antenna	Frequency[MHz]	OCB [MHz]	FL[MHz]	FH[MHz]	Limit[MHz]	Verdict
BLE_1M	Ant1	2402	1.0314	2401.4914	2402.5228	---	---
BLE_1M	Ant1	2440	1.0321	2439.4889	2440.5210	---	---
BLE_1M	Ant1	2480	1.0414	2479.4875	2480.5289	---	---

Test Graphs

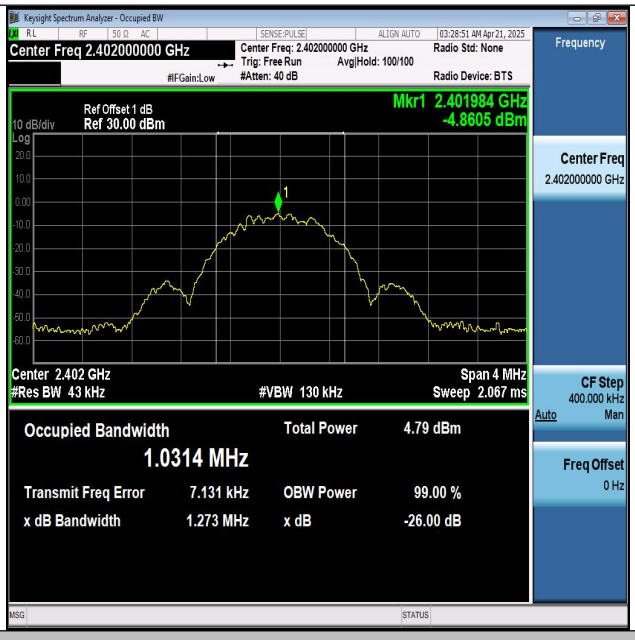

BLE_1M-Ant1-2402

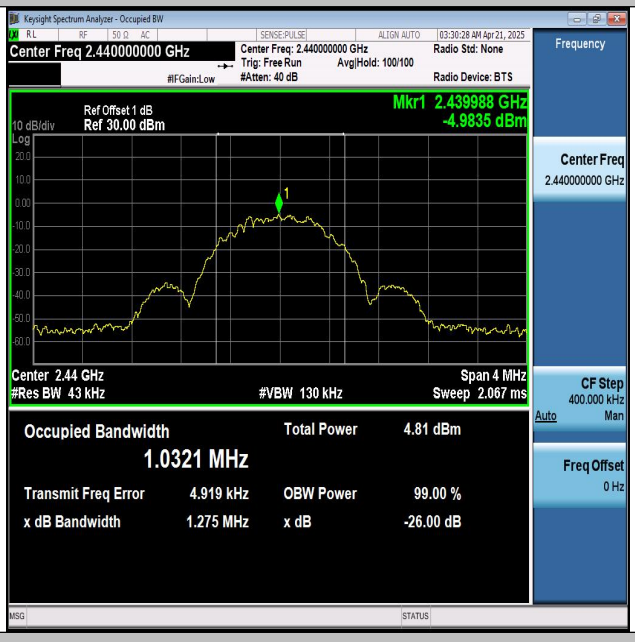

BLE_1M-Ant1-2440

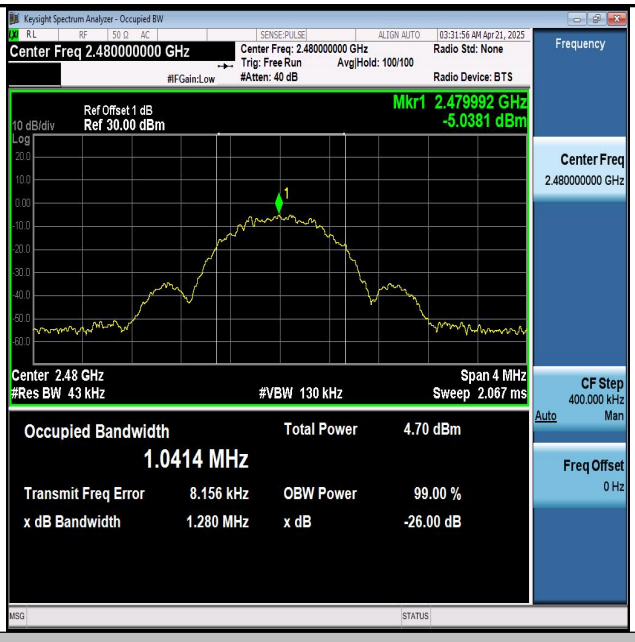

BLE_1M-Ant1-2480

Appendix C: Maximum conducted output power

Test Result Peak

Test Mode	Antenna	Frequency [MHz]	Conducted Peak Power[dBm]	Conducted Limit[dBm]	Verdict
BLE_1M	Ant1	2402	-1.79	≤30	PASS
BLE_1M	Ant1	2440	-1.73	≤30	PASS
BLE_1M	Ant1	2480	**-1.66**	≤30	PASS

Test Graphs Peak

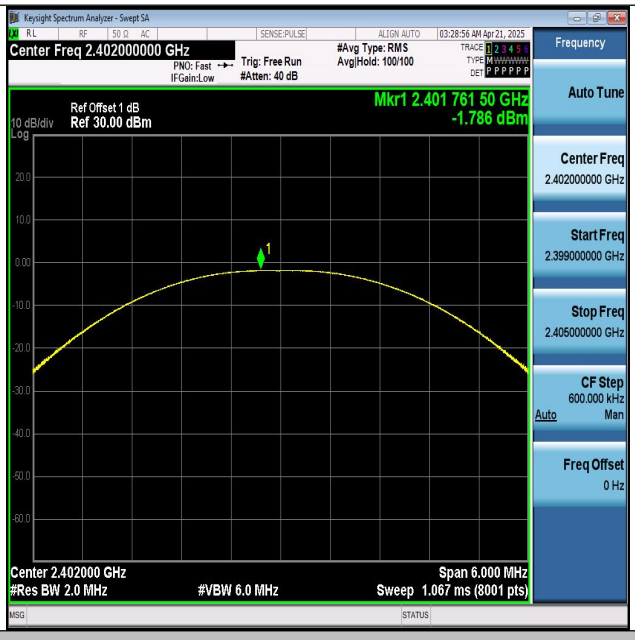

BLE_1M-Ant1-2402-PASS

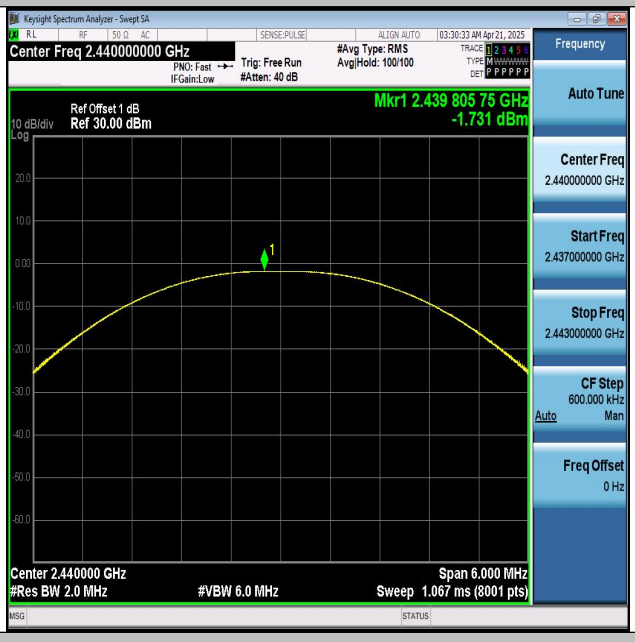

BLE_1M-Ant1-2440-PASS

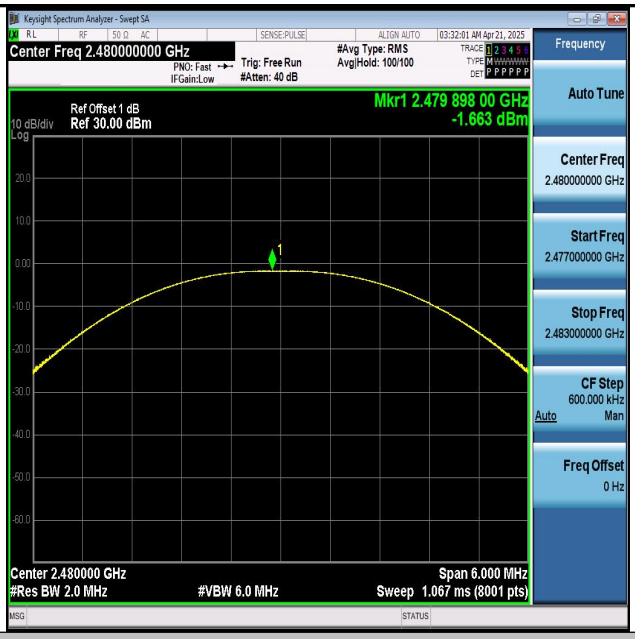

BLE_1M-Ant1-2480-PASS

Appendix D: Maximum power spectral density

Test Result

TestMode	Antenna	Frequency[MHz]	Result[dBm/3kHz]	Limit[dBm/3kHz]	Verdict
BLE_1M	Ant1	2402	-16.05	≤8.00	PASS
BLE_1M	Ant1	2440	-16.13	≤8.00	PASS
BLE_1M	Ant1	2480	-15.86	≤8.00	PASS

Note:PSD(dBm/3kHz)= PSD(dBm/30kHz)- (10*log(30/3)).

Test Graphs

BLE_1M-Ant1-2402-PASS

BLE_1M-Ant1-2440-PASS

BLE_1M-Ant1-2480-PASS

Appendix E: Band edge measurements

Test Result

Test Mode	Antenna	ChName	Frequency [MHz]	RefLevel [dBm]	Result [dBm]	Limit [dBm]	Verdict
BLE_1M	Ant1	Low	2402	-3.04	-57.95	≤-23.04	PASS
BLE_1M	Ant1	High	2480	-3.17	-56.56	≤-23.17	PASS

Test Graphs

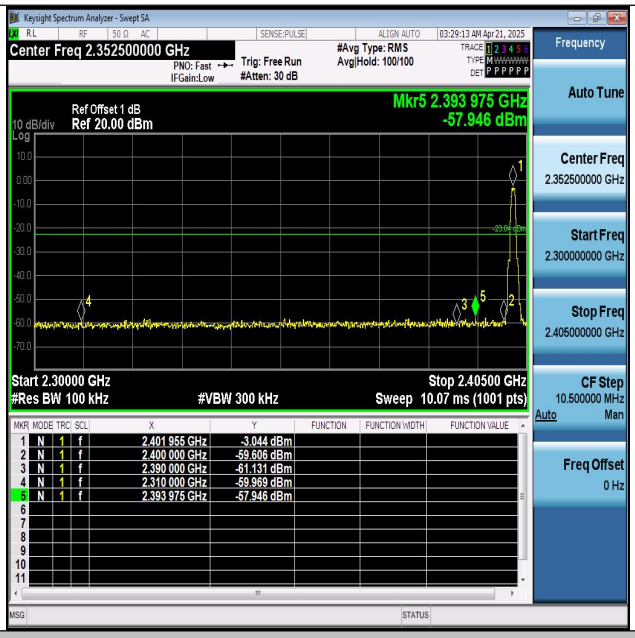

BLE_1M-Ant1-2402-PASS

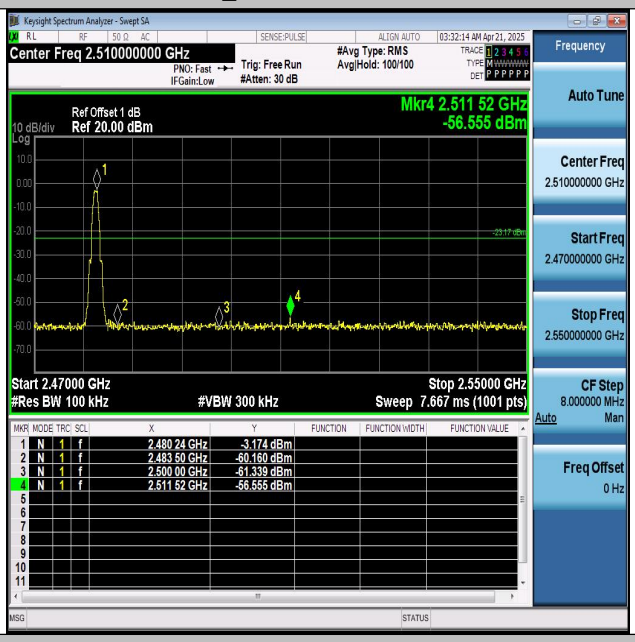

BLE_1M-Ant1-2480-PASS

Appendix F: Conducted Spurious Emission

Test Result

Test Mode	Antenna	Frequency [MHz]	Freq. Range [MHz]	Ref. Level [dBm]	Result [dBm]	Limit [dBm]	Verdict
BLE_1M	Ant1	2402	0~Reference	-2.66	-2.66	---	PASS
BLE_1M	Ant1	2402	30~1000	-2.66	-69.5	≤-22.66	PASS
BLE_1M	Ant1	2402	1000~26500	-2.66	-53.64	≤-22.66	PASS
BLE_1M	Ant1	2440	0~Reference	-2.93	-2.93	---	PASS
BLE_1M	Ant1	2440	30~1000	-2.93	-68.17	≤-22.93	PASS
BLE_1M	Ant1	2440	1000~26500	-2.93	-52.85	≤-22.93	PASS
BLE_1M	Ant1	2480	0~Reference	-2.62	-2.62	---	PASS
BLE_1M	Ant1	2480	30~1000	-2.62	-68.57	≤-22.62	PASS
BLE_1M	Ant1	2480	1000~26500	-2.62	-53.02	≤-22.62	PASS

Test Graphs

BLE_1M-Ant1-2402-0~Reference-PASS

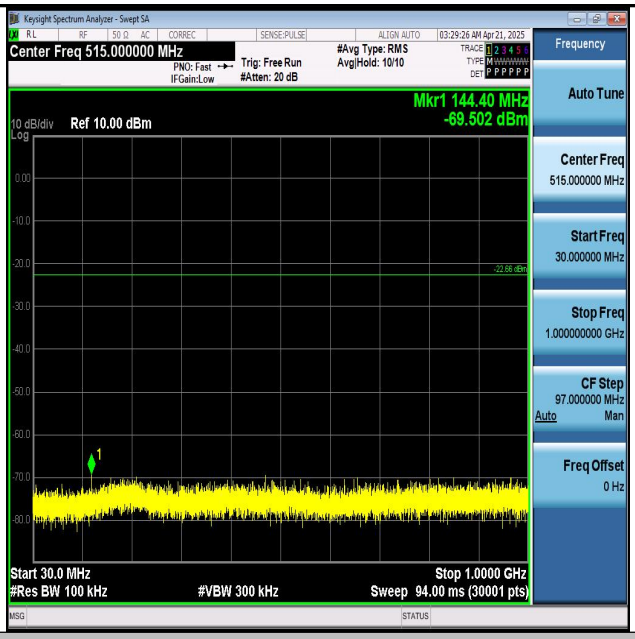

BLE_1M-Ant1-2402-30~1000-PASS

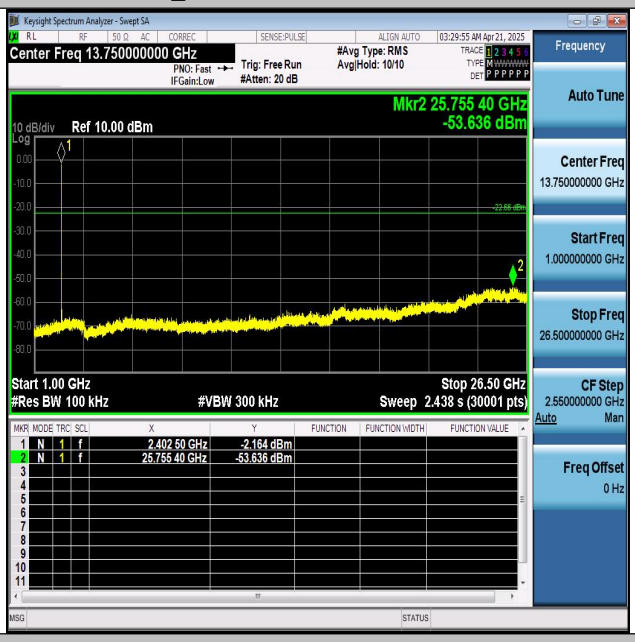

BLE_1M-Ant1-2402-1000~26500-PASS

BLE_1M-Ant1-2440-0~Reference-PASS

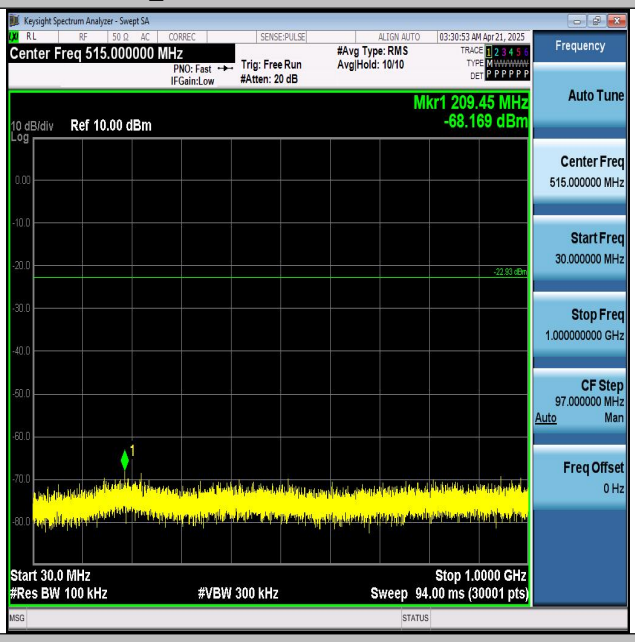

BLE_1M-Ant1-2440-30~1000-PASS

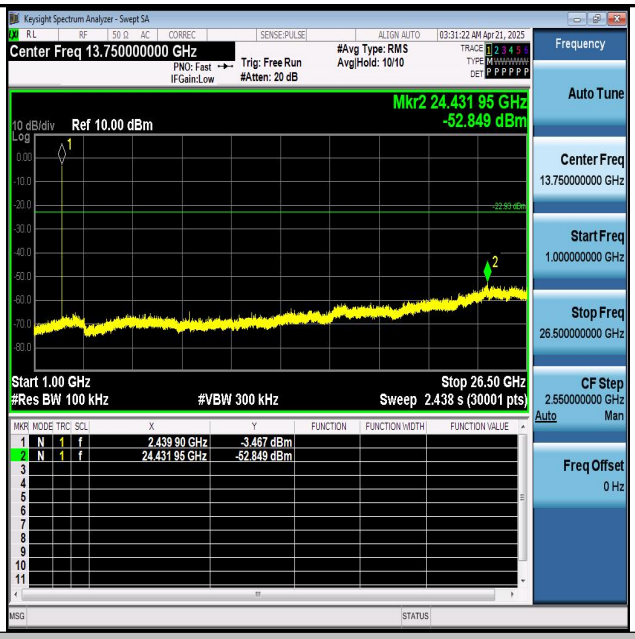

BLE_1M-Ant1-2440-1000~26500-PASS

BLE_1M-Ant1-2480-0~Reference-PASS

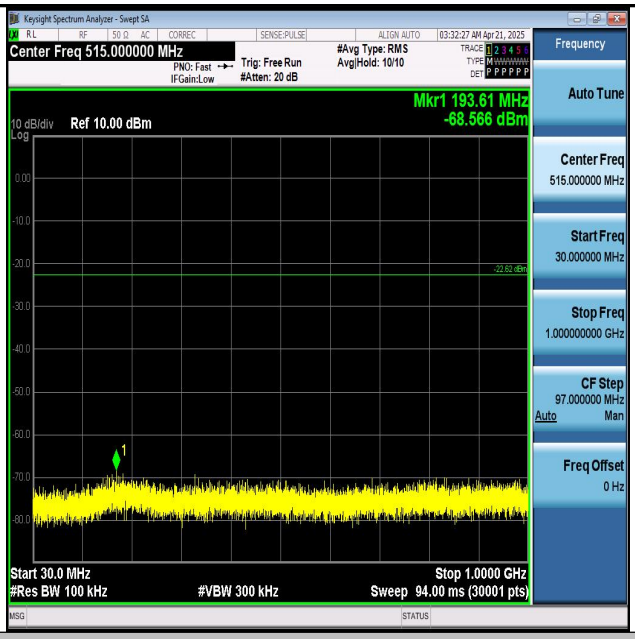

BLE_1M-Ant1-2480-30~1000-PASS

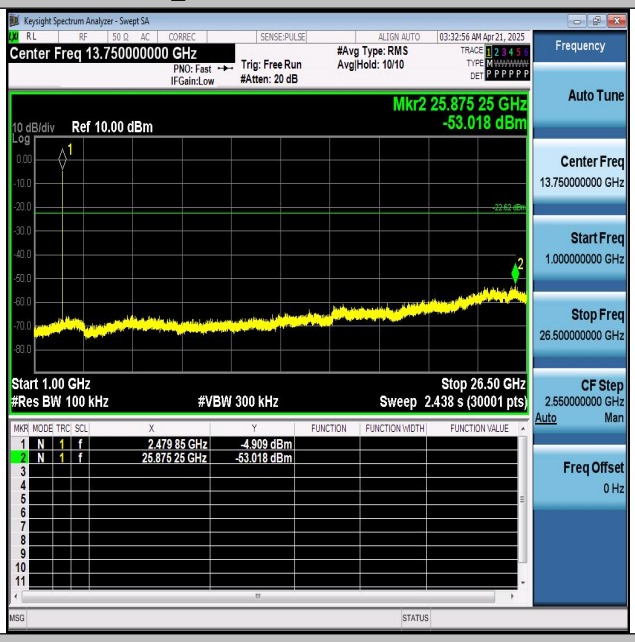

BLE_1M-Ant1-2480-1000~26500-PASS

Appendix G: Duty Cycle

Test Result

Test Mode	Antenna	Frequency [MHz]	ON Time [ms]	Period [ms]	Duty Cycle [%]	Duty Cycle Factor[dB]
BLE_1M	Ant1	2402	2.12	2.50	84.80	0.72
BLE_1M	Ant1	2440	2.12	2.50	84.80	0.72
BLE_1M	Ant1	2480	2.12	2.50	84.80	0.72

Test Graphs

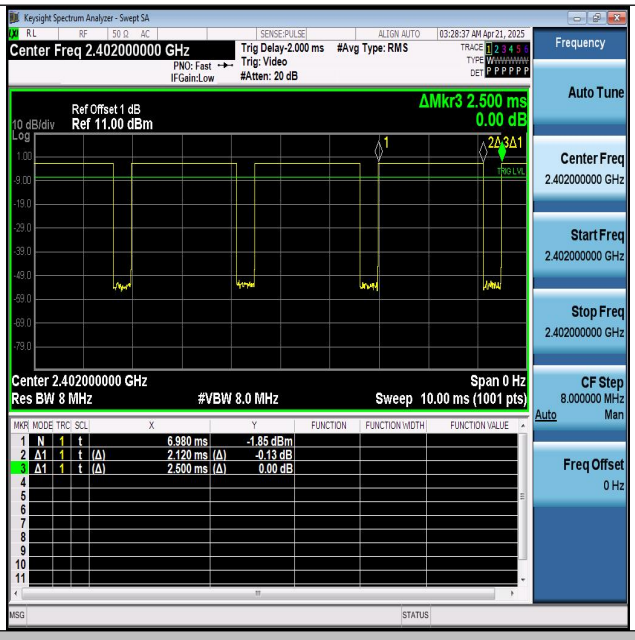

NTNV-BLE_1M-Ant1-2402

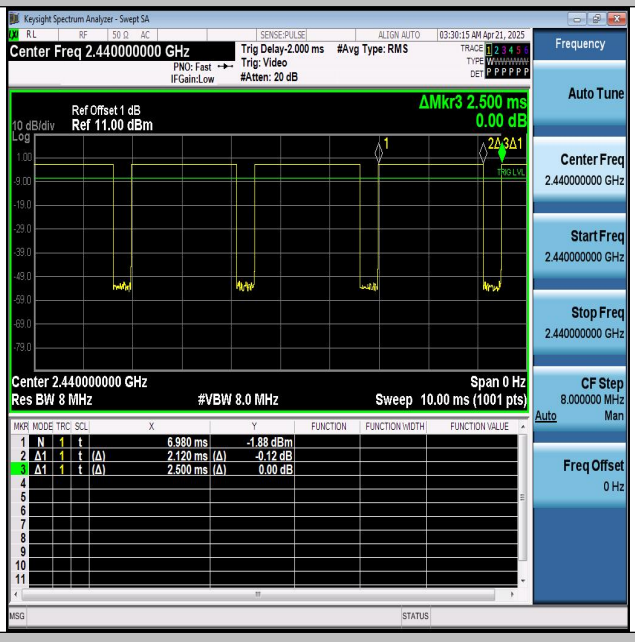

NTNV-BLE_1M-Ant1-2440

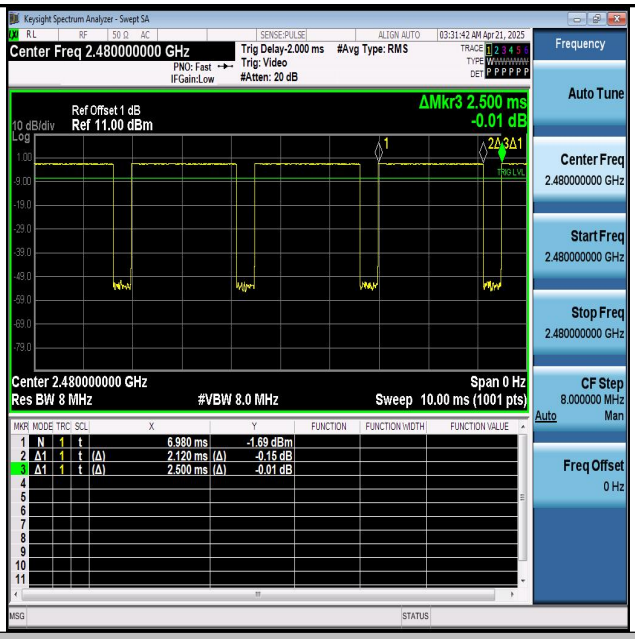

NTNV-BLE_1M-Ant1-2480

---End---