Appendix Test Data

Report No.:	1812C50123112501	Test Sample No.:	1-2-2
Start Test Date:	2025-04-15	Finish Test Date:	2025-04-21
Test Engineer:	Alex Peng	Auditor:	Justin Feng
Temperature:	26.2℃	Relative Humidity:	50%
Pressure:	101kPa		

Appendix A: 6dB Bandwidth

Test Result

Test Mode	Antenna	Frequency[MHz]	6dB BW [MHz]	FL[MHz]	FH[MHz]	Limit[MHz]	Verdict
BLE_1M	Ant1	2402	0.664	2401.672	2402.336	0.5	PASS
BLE_1M	Ant1	2440	0.660	2439.676	2440.336	0.5	PASS
BLE_1M	Ant1	2480	0.688	2479.664	2480.352	0.5	PASS

Test Graphs

BLE_1M-Ant1-2402-PASS

BLE_1M-Ant1-2440-PASS

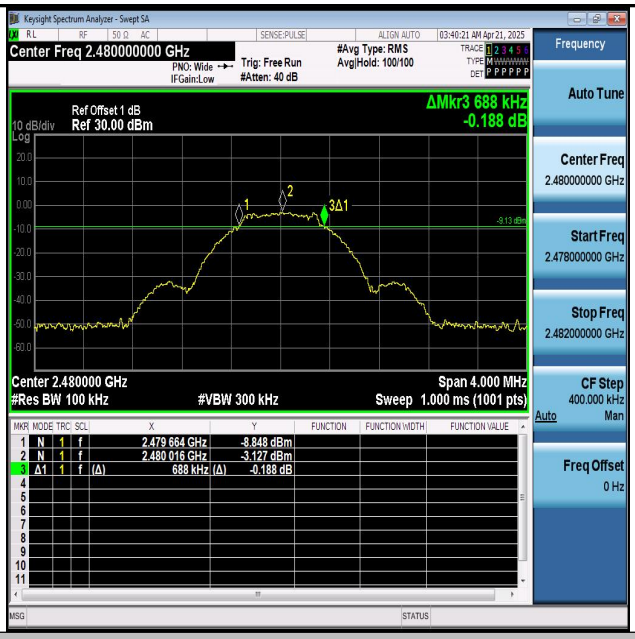

BLE_1M-Ant1-2480-PASS

Appendix B: 99% Occupied Bandwidth

Test Result

Test Mode	Antenna	Frequency[MHz]	OCB [MHz]	FL[MHz]	FH[MHz]	Limit[MHz]	Verdict
BLE_1M	Ant1	2402	1.0271	2401.4921	2402.5192	---	---
BLE_1M	Ant1	2440	1.0372	2439.4873	2440.5245	---	---
BLE_1M	Ant1	2480	1.0261	2479.4945	2480.5206	---	---

Test Graphs

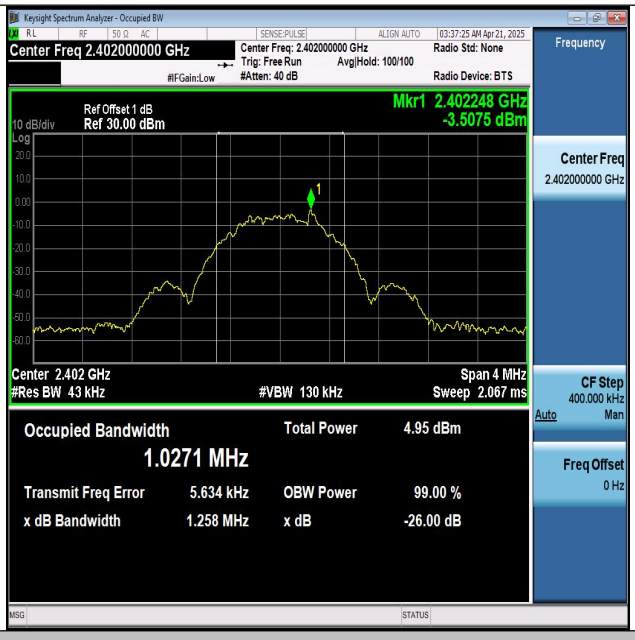

BLE_1M-Ant1-2402

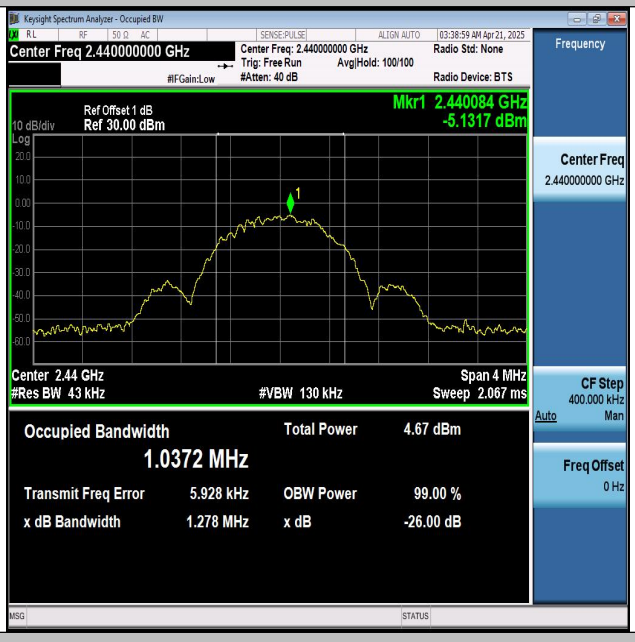

BLE_1M-Ant1-2440

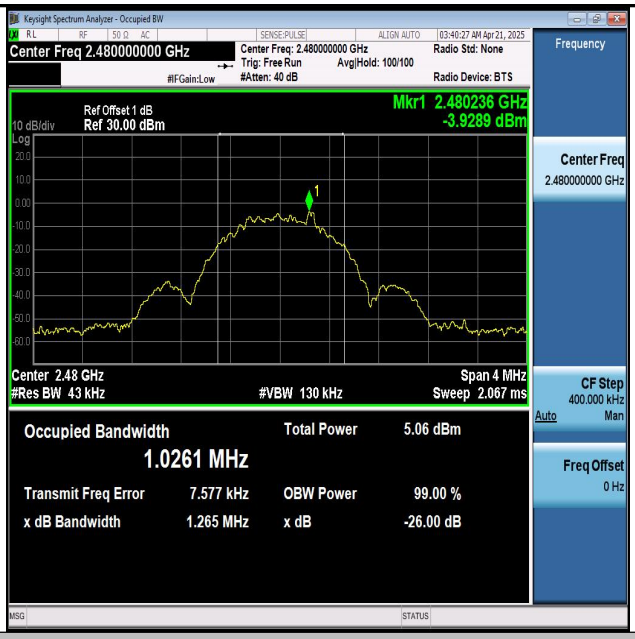

BLE_1M-Ant1-2480

Appendix C: Maximum conducted output power

Test Result Peak

Test Mode	Antenna	Frequency [MHz]	Conducted Peak Power[dBm]	Conducted Limit[dBm]	Verdict
BLE_1M	Ant1	2402	-1.75	≤30	PASS
BLE_1M	Ant1	2440	-1.69	≤30	PASS
BLE_1M	Ant1	2480	**-1.64**	≤30	PASS

Test Graphs Peak

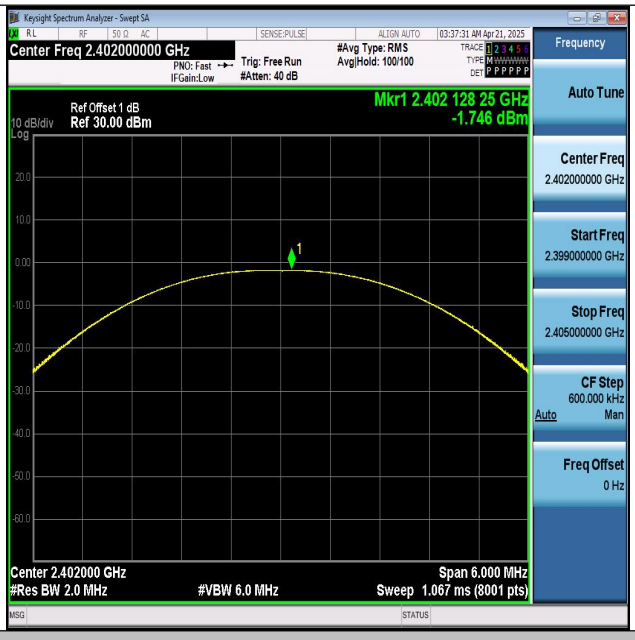

BLE_1M-Ant1-2402-PASS

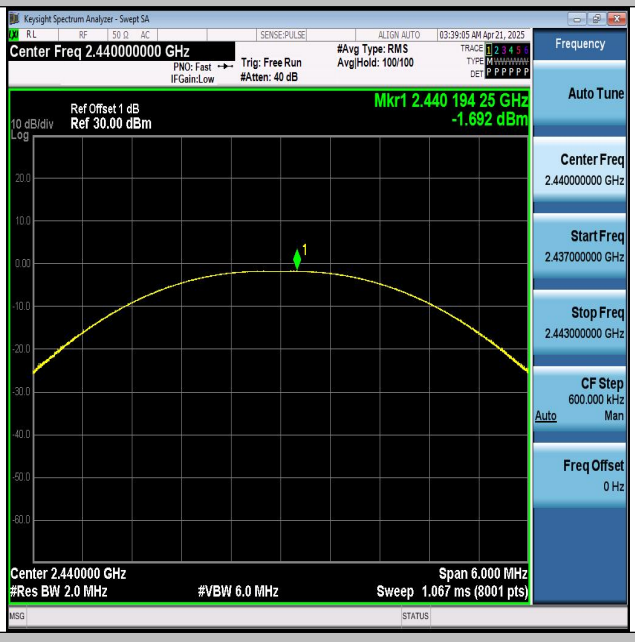

BLE_1M-Ant1-2440-PASS

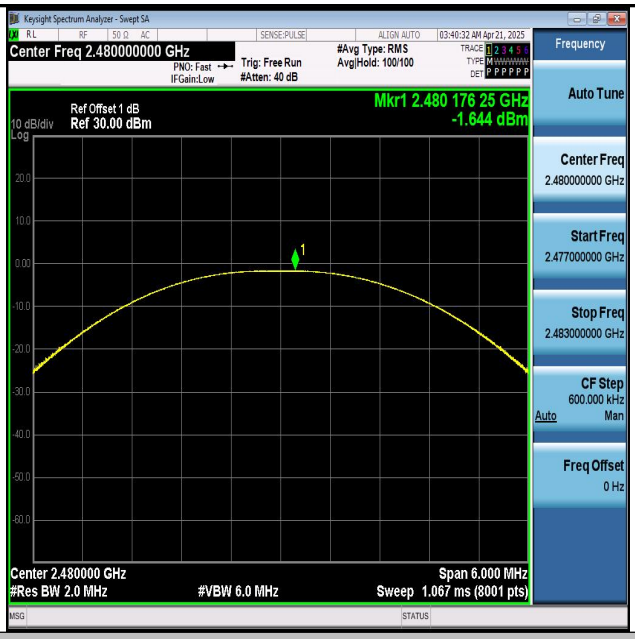

BLE_1M-Ant1-2480-PASS

Appendix D: Maximum power spectral density

Test Result

TestMode	Antenna	Frequency[MHz]	Result[dBm/3kHz]	Limit[dBm/3kHz]	Verdict
BLE_1M	Ant1	2402	-16.02	≤8.00	PASS
BLE_1M	Ant1	2440	-15.95	≤8.00	PASS
BLE_1M	Ant1	2480	-15.74	≤8.00	PASS

Note:PSD(dBm/3kHz)= PSD(dBm/30kHz)- (10*log(30/3)).

Test Graphs

BLE_1M-Ant1-2402-PASS

BLE_1M-Ant1-2440-PASS

BLE_1M-Ant1-2480-PASS

Appendix E: Band edge measurements

Test Result

Test Mode	Antenna	ChName	Frequency [MHz]	RefLevel [dBm]	Result [dBm]	Limit [dBm]	Verdict
BLE_1M	Ant1	Low	2402	-3.03	-57.79	≤-23.03	PASS
BLE_1M	Ant1	High	2480	-2.15	-56.86	≤-22.15	PASS

Test Graphs

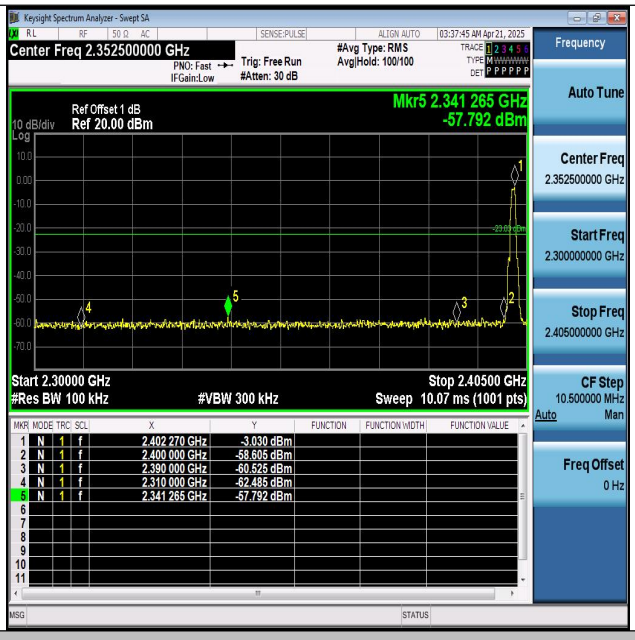

BLE_1M-Ant1-2402-PASS

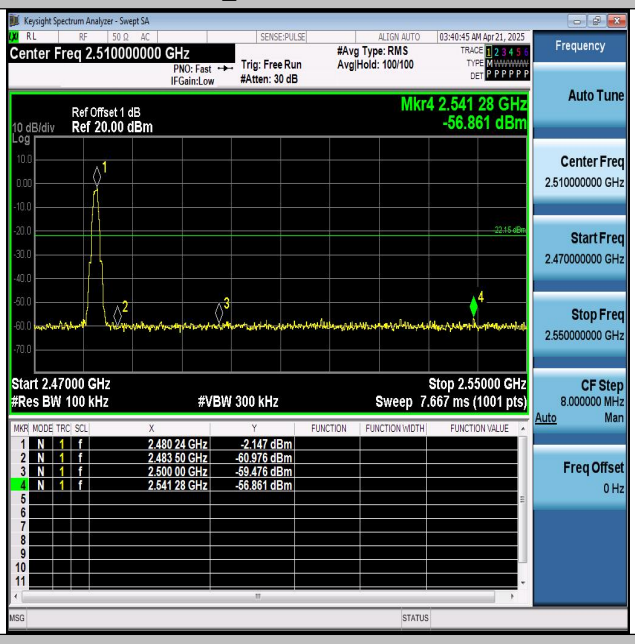

BLE_1M-Ant1-2480-PASS

Appendix F: Conducted Spurious Emission

Test Result

Test Mode	Antenna	Frequency [MHz]	Freq. Range [MHz]	Ref. Level [dBm]	Result [dBm]	Limit [dBm]	Verdict
BLE_1M	Ant1	2402	0~Reference	-3.17	-3.17	---	PASS
BLE_1M	Ant1	2402	30~1000	-3.17	-69.28	≤-23.17	PASS
BLE_1M	Ant1	2402	1000~26500	-3.17	-52.77	≤-23.17	PASS
BLE_1M	Ant1	2440	0~Reference	-2.11	-2.11	---	PASS
BLE_1M	Ant1	2440	30~1000	-2.11	-68.77	≤-22.11	PASS
BLE_1M	Ant1	2440	1000~26500	-2.11	-52.91	≤-22.11	PASS
BLE_1M	Ant1	2480	0~Reference	-2.01	-2.01	---	PASS
BLE_1M	Ant1	2480	30~1000	-2.01	-69.19	≤-22.01	PASS
BLE_1M	Ant1	2480	1000~26500	-2.01	-53.2	≤-22.01	PASS

Test Graphs

BLE_1M-Ant1-2402-0~Reference-PASS

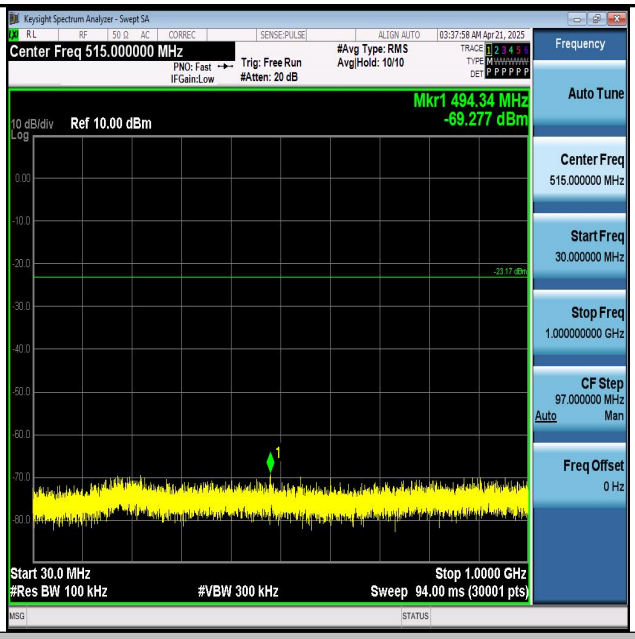

BLE_1M-Ant1-2402-30~1000-PASS

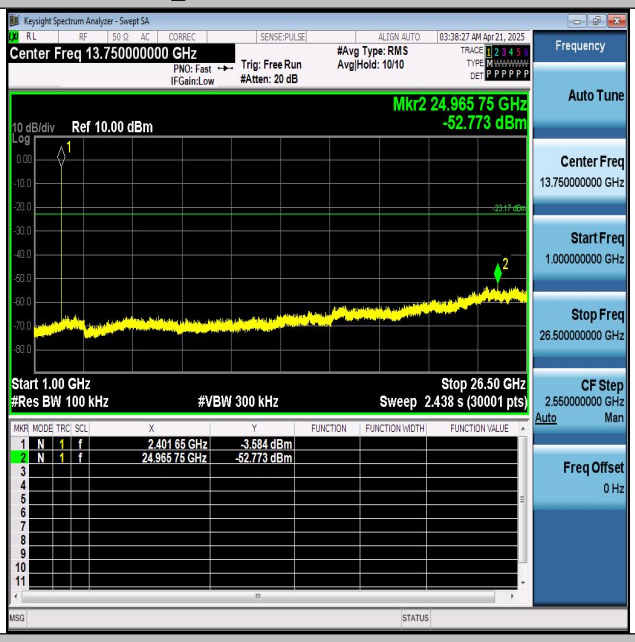

BLE_1M-Ant1-2402-1000~26500-PASS

BLE_1M-Ant1-2440-0~Reference-PASS

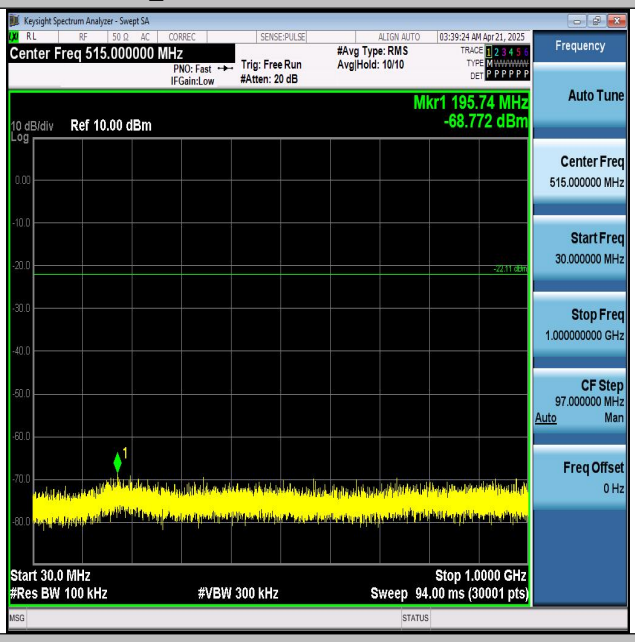

BLE_1M-Ant1-2440-30~1000-PASS

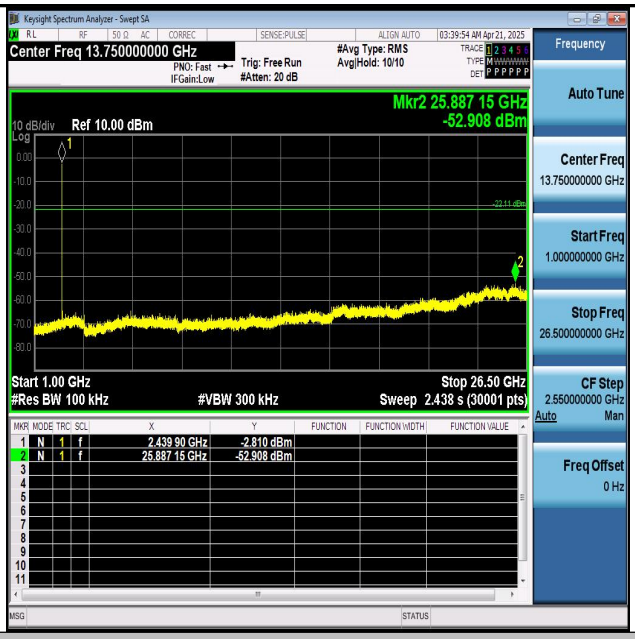

BLE_1M-Ant1-2440-1000~26500-PASS

BLE_1M-Ant1-2480-0~Reference-PASS

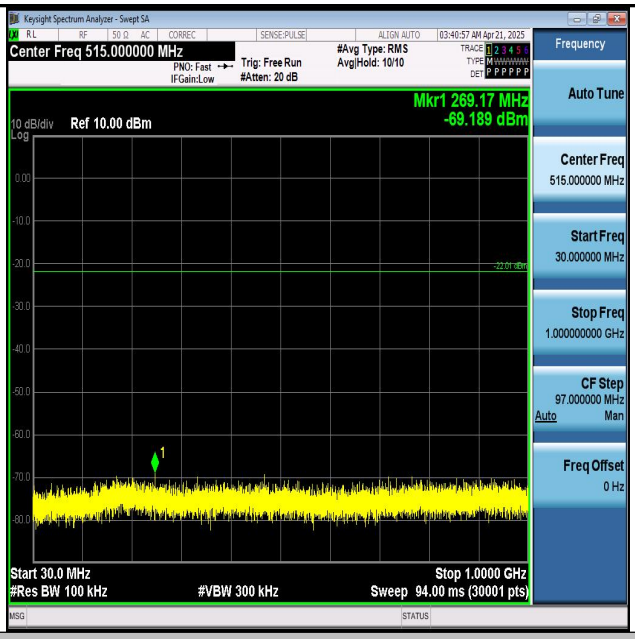

BLE_1M-Ant1-2480-30~1000-PASS

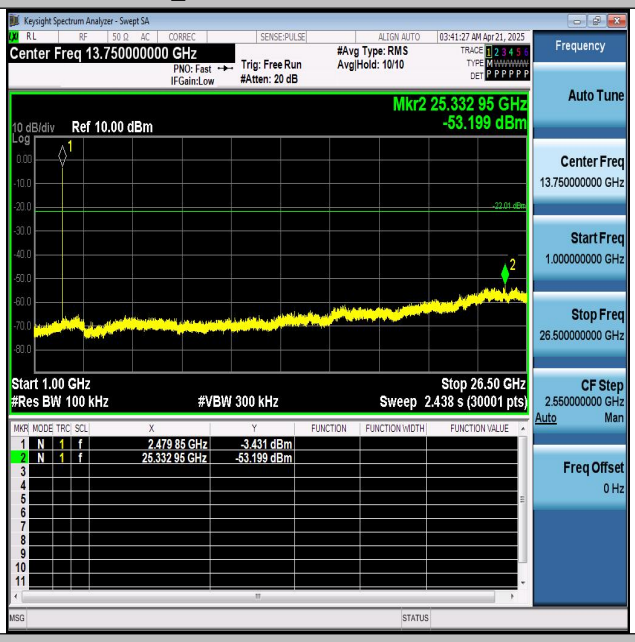

BLE_1M-Ant1-2480-1000~26500-PASS

Appendix G: Duty Cycle

Test Result

Test Mode	Antenna	Frequency [MHz]	ON Time [ms]	Period [ms]	Duty Cycle [%]	Duty Cycle Factor[dB]
BLE_1M	Ant1	2402	2.13	2.50	85.20	0.70
BLE_1M	Ant1	2440	2.13	2.50	85.20	0.70
BLE_1M	Ant1	2480	2.13	2.50	85.20	0.70

Test Graphs

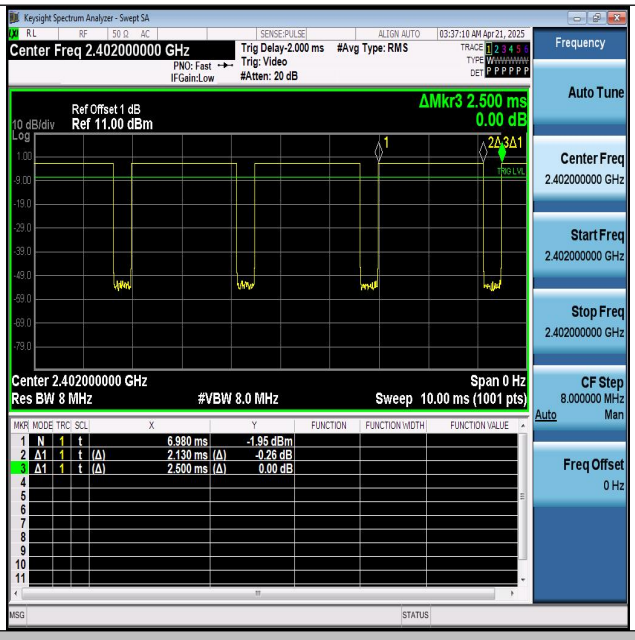

NTNV-BLE_1M-Ant1-2402

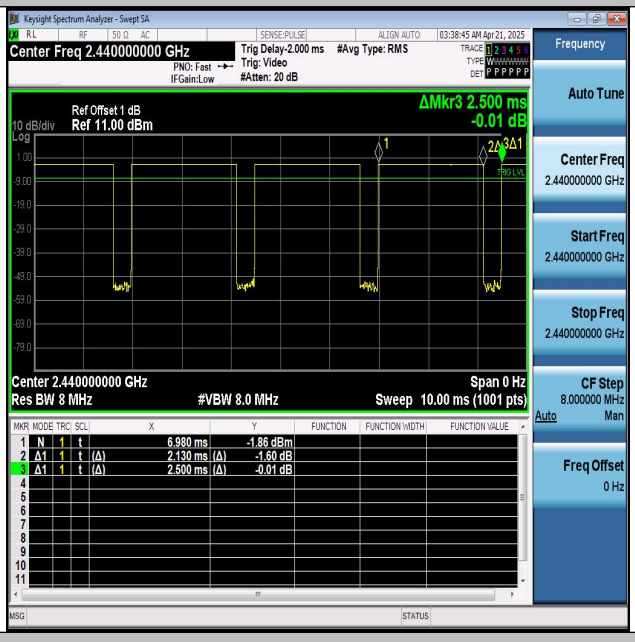

NTNV-BLE_1M-Ant1-2440

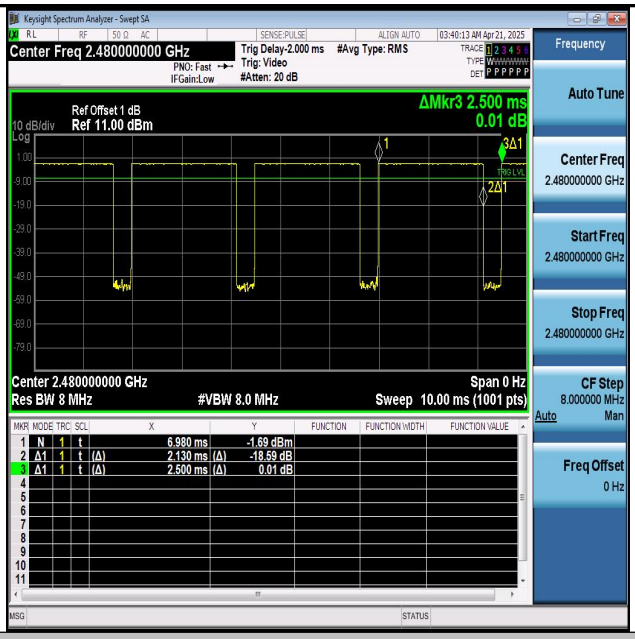

NTNV-BLE_1M-Ant1-2480

---End---