Radio Test Report

Report No.: STS2407052W02

Issued for

Dikey SAS

Cr 20 # 13-58 INT 429 Bogota, Colombia

Product Name:	mobile phone1
Brand Name:	DIKEY
Model Name:	D8
Series Model(s):	D5, D6, D7, D9, D10
FCC ID:	2BHL4-KD89109
Test Standards:	47 CFR Part 2, 22, 24, 27

The test results presented in this report relate only to the object tested. This report shall not be reproduced, except in full, without the written approval of the Shenzhen STS Test Services Co., Ltd.

TEST REPORT

Applicant's Name .....: Dikey SAS

Address .....: Cr 20 # 13-58 INT 429 Bogota, Colombia

Manufacturer's Name.....: SHEN ZHEN KALIHO TECHNOLOGY CO., LTD

Address .....: Rm 07-08, 23Fl. Chuangjian Bdg. No 6023. Shennan Rd. FuTian District. Shenzhen. China.

Product Description

Product Name .....: mobile phone1

Brand Name .....: DIKEY

Model Name .....: D8

Series Model(s) .....: D5, D6, D7, D9, D10

Test Standards.....: 47 CFR Part 2, 22, 24, 27

Test Procedure .....: KDB 971168 D01 v03r01,ANSI C63.26(2015)

This device described above has been tested by STS, the test results show that the equipment under test (EUT) is in compliance with the FCC requirements. And it is applicable only to the tested sample identified in the report.
The test results presented in this report relate only to the object tested. This report shall not be reproduced, except in full, without the written approval of the Shenzhen STS Test Services Co., Ltd.

Date of Test.....:

Date of receipt of test item.....: 10 July 2024

Date (s) of performance of tests .: 10 July 2024 ~ 31 July 2024

Date of Issue .....: 31 July 2024

Test Result .....: Pass

Testing Engineer : Lenon. Hou

(Lenon Hou)

Technical Manager : Chris chen

(Chris Chen)

Authorized Signatory : Bovey Yang

(Bovey Yang)

SHENZHEN STS TEST SERVICES CO., LTD. TESTING APPROVAL

Table of Contents **Page**

1 INTRODUCTION **6**
1.1 TEST FACTORY 6
1.2 MEASUREMENT UNCERTAINTY 6
2 PRODUCT INFORMATION **7**
3 TEST CONFIGURATION OF EQUIPMENT UNDER TEST **10**
4 MEASUREMENT INSTRUMENTS **12**
5 TEST ITEMS **13**
5.1 CONDUCTED OUTPUT POWER&TRANSMITTER RADIATED POWER 13
5.2 PEAK TO AVERAGE RATIO 39
5.3 OCCUPIED BANDWIDTH 40
5.4 FREQUENCY STABILITY 41
5.5 SPURIOUS EMISSIONS AT ANTENNA TERMINALS 50
5.6 BAND EDGE 51
5.7 FIELD STRENGTH OF SPURIOUS RADIATION MEASUREMENT 53
APPENDIX-PHOTOS OF TEST SETUP **90**

Revision History

Rev.	Issue Date	Report No.	Effect Page	Contents
00	31 July 2024	STS2407052W02	ALL	Initial Issue

SUMMARY OF TEST RESULTS

Test procedures according to the technical standards:

The radiated emission testing was performed according to the procedures of KDB 971168 D01 v03r01 and ANSI C63.26(2015)

Test Description	FCC Rules	Band	Test Limit	Test Result
Conducted Output Power	2.1046	/	Reporting Only	PASS
Transmitter Radiated Power	22.913	B5	ERP < 7 Watt	PASS
	24.232(c)	B2	EIRP < 2Watt	
	27.50(d)	B4	EIRP < 1Watt	
	27.50(h)	B7	EIRP < 2Watt	
Peak-to-Average Ratio	22.913(d)	B5	< 13 dB	PASS
	24.232(d)	B2		
	27.50	B4, B7		
Occupied Bandwidth	2.1049	/	Reporting Only	PASS
Frequency Stability	2.1055	/	< 2.5 ppm	PASS
	22.355	B5		
	24.235	B2		
	27.54	B4, B7		
Spurious Emission at Antenna Terminals	2.1051	/	< 43+10log10(P[Watts])	PASS
	22.917	B5		
	24.238(a)	B2		
	27.53(h)	B4		
	27.53(m)	B7	< 55+10log10(P[Watts])	
Band Edge	2.1051	/	Please refer to standard	PASS
	22.917	B5		
	24.238(a)	B2		
	27.53(h)	B4		
	27.53(m)	B7		
Field Strength of Spurious Radiation	2.1053	/	< 43+10log10(P[Watts])	PASS
	22.917	B5		
	24.238(a)	B2		
	27.53(h)	B4		
	27.53(m)	B7	< 55+10log10(P[Watts])	

1 INTRODUCTION

1.1 TEST FACTORY

SHENZHEN STS TEST SERVICES CO., LTD
Add. : 101, Building B, Zhuoke Science Park, No.190 Chongqing Road, ZhanChengShequ, Fuhai Sub-District, Bao'an District, Shenzhen, Guang Dong, China
FCC test Firm Registration Number: 625569
IC test Firm Registration Number: 12108A
A2LA Certificate No.: 4338.01

1.2 MEASUREMENT UNCERTAINTY

The measurement uncertainties shown below were calculated in accordance with the requirements ofANSI C63.4-2014. All measurement uncertainty values are shown with a coverage factor of k = 2 toindicate a 95% level of confidence. The measurement data shown herein meets or exceeds the UCISPRmeasurement uncertainty values specified in CISPR 16-4-2 and, thus, can be compared directly tospecified limits to determine compliance.

No.	Item	Uncertainty
1	RF output power, conducted	±0.755dB
2	Unwanted Emissions, conducted	±2.874dB
3	All emissions, radiated 9K-30MHz	±3.80dB
4	All emissions, radiated 30M-1GHz	±4.18dB
5	All emissions, radiated 1G-6GHz	±4.90dB
6	All emissions, radiated>6G	±5.24dB
7	Conducted Emission (9KHz-150KHz)	±2.19dB
8	Conducted Emission (150KHz-30MHz)	±2.53dB
9	Occupied Channel Bandwidth	±3.5%
10	Power Spectral Density, conducted	±1.245dB
11	Duty Cycle	±3.2%

2 PRODUCT INFORMATION

Product Name	mobile phone1
Brand Name	DIKEY
Model Name	D8
Series Model(s)	D5, D6, D7, D9, D10
Model Difference	It's just a different model
Tx Frequency:	GSM850: 824-849 MHz GSM1900: 1850-1910 MHz WCDMA B2: 1850-1910 MHz WCDMA B5: 824-849 MHz WCDMA B4: 1710-1755 MHz LTE Band 2:1850~1910MHz LTE Band 4:1710~1755MHz LTE Band 5:824~849MHz LTE Band 7:2500~2570MHz
Rx Frequency:	GSM850: 826-894 MHz GSM1900: 1930-1990 MHz WCDMA B2: 1930-1990 MHz WCDMA B5: 869-894 MHz WCDMA B4: 2110-2155 MHz LTE Band 2:1930 ~1990MHz LTE Band 4:2110~2155MHz LTE Band 5:869~894MHz LTE Band 7:2620~2690MHz
Max RF Output Power:	GSM850:30.39dBm PCS1900:31.31.4dBm WCDMA B2: 23.03 dBm WCDMA B5: 22.99 dBm WCDMA B4: 22.78 dBm LTE Band 2: 23.71 dBm LTE Band 4: 23.71dBm LTE Band 5: 23.87dBm LTE Band 7: 23.04 dBm
Modulation Characteristics:	GMSK for GSM/GPRS; GMSK and EDGE WCDMA: QPSK; HSDPA:QPSK/16QAM; HSUPA:BPSK LTE: QPSK /16QAM
SIM Card:	SIM 1 and SIM 2 is a chipset unit and tested as single chipset, SIM 1 is used to tested
Antenna:	PIFA
Antenna gain:	GSM 850: -1.13 dBi PCS 1900:0.44 dBi WCDMA B2:0.44 dBi WCDMA B5: -1.13 dBi WCDMA B4:0.32 dBi LTE Band 2:0.44 dBi LTE Band 4:0.32 dBi LTE Band 5:-1.13 dBi LTE Band 7:0.61 dBi
Battery parameter:	Rated Voltage:3.7V Charge Limit Voltage:4.2V Capacity: 1000mAh
Adapter:	Input: AC100-240V, 0.2A,50/60Hz Output:DC5V, 500mA

GPRS/EDGE Class:	Multi-Class12
Extreme Vol. Limits:	DC 3.33V ~ DC 4.07V (Normal: DC 3.7V)
Extreme Temp. Tolerance:	-30℃ to +50℃
Hardware version number:	MU0703-MB-V 1.0
Software version number:	MU0703C_JLK_D8-C_V01
*** Note: The High Voltage DC 4.07V and Low Voltage DC 3.33V was declared by manufacturer, The EUT couldn't be operate normally with higher or lower voltage, the antenna information refer the manufacturer provide report, applicable only to the tested sample identified in the report.*	

2.1 EMISSION DESIGNATOR

Mode	Emission Designator (99%OBW)
GSM850	241KGXW
GPRS850	245KGXW
EGPRS850	248KG7W
GSM1900	243KGXW
GPRS1900	246KGXW
EGPRS1900	247KG7W

Mode	Emission Designator (99%OBW)
WCDMA Band2	4M17F9W
HSDPA Band2	4M17F9W
HSUPA Band2	4M18F9W
WCDMA Band4	4M16F9W
HSDPA Band4	4M16F9W
HSUPA Band4	4M16F9W
WCDMA Band5	4M16F9W
HSDPA Band5	4M16F9W
HSUPA Band5	4M16F9W

LTE Band 2	Emission Designator	Emission Designator
BW(MHz)	(99%OBW)QPSK	(99%OBW)16QAM
1.4	1M10G7D	1M11W7D
3	2M72G7D	2M72W7D
5	4M51G7D	4M52W7D
10	9M01G7D	\
15	13M5G7D	\
20	18M0G7D	\

LTE Band 4	Emission Designator	Emission Designator
BW(MHz)	(99%OBW)QPSK	(99%OBW)16QAM
1.4	1M10G7D	1M10W7D
3	2M71G7D	2M71W7D
5	4M51G7D	4M55W7D
10	9M00G7D	\
15	13M5G7D	\
20	18M0G7D	\

LTE Band 5	Emission Designator	Emission Designator
BW(MHz)	(99%OBW)QPSK	(99%OBW)16QAM
1.4	1M10G7D	1M10W7D
3	2M71G7D	2M72W7D
5	4M52G7D	4M54W7D
10	9M03G7D	\

LTE Band 7	Emission Designator	Emission Designator
BW(MHz)	(99%OBW)QPSK	(99%OBW)16QAM
5	4M53G7D	4M54W7D
10	9M03G7D	\
15	13M5G7D	\
20	18M0G7D	\

3 TEST CONFIGURATION OF EQUIPMENT UNDER TEST

Antenna port conducted and radiated test items were performed according to KDB 971168 D01 and ANSI C63.26 2015 Power Meas. License Digital Systems with maximum output power.

Radiated measurements were performed with rotating EUT in different three orthogonal test planes to find the maximum emission.

Radiated emissions were investigated as following frequency range:

1. 30 MHz to 10th harmonic for GSM850 and WCDMA Band V.

2. 30 MHz to 10th harmonic for WCDMA Band IV.

3. 30 MHz to 10th harmonic for GSM1900 and WCDMA Band II.

All modes and data rates and positions were investigated.

Test modes are chosen to be reported as the worst case configuration below:

	TEST MODES	
BAND	RADIATED TCS	CONDUCTED TCS
GSM 850	GSM LINK GPRS/EDGE CLASS 12 LINK	GSM LINK GPRS/EDGE CLASS 12 LINK
GSM 1900	GSM LINK GPRS/EDGE CLASS 12 LINK	GSM LINK GPRS/EDGE CLASS 12 LINK
WCDMA BAND V	RMC 12.2KBPS LINK	RMC 12.2KBPS LINK
WCDMA BAND II	RMC 12.2KBPS LINK	RMC 12.2KBPS LINK
WCDMA BAND IV	RMC 12.2KBPS LINK	RMC 12.2KBPS LINK

LTE:

ITEMS	Band	Bandwidth (MHz)						Modulation		RB #			Test Channel		
		1.4	3	5	10	15	20	QPSK	16QAM	1	Half	Full	L	M	H
Max. Output Power	2	v	v	v	v	v	v	v	v	v	v	v	v	v	v
	4	v	v	v	v	v	v	v	v	v	v	v	v	v	v
	5	v	v	v	v			v	v	v	v	v	v	v	v
	7			v	v	v	v	v	v	v	v	v	v	v	v
Peak&Avera Ratio	2	v	v	v	v	v	v	v	v	v			v	v	v
	4	v	v	v	v	v	v	v	v	v			v	v	v
	5	v	v	v	v			v	v	v			v	v	v
	7			v	v	v	v	v	v	v			v	v	v
26dB&99% Bandwidth	2	v	v	v	v	v	v	v	v			v	v	v	v
	4	v	v	v	v	v	v	v	v			v	v	v	v
	5	v	v	v	v			v	v			v	v	v	v
	7			v	v	v	v	v	v			v	v	v	v
Conducted Band Edge	2	v	v	v	v	v	v	v	v			v	v		v
	4	v	v	v	v	v	v	v	v			v	v		v
	5	v	v	v	v			v	v			v	v		v
	7			v	v	v	v	v	v			v	v		v
Conducted Spurious Emission	2	v	v	v	v	v	v	v	v	v		v	v	v	v
	4	v	v	v	v	v	v	v	v	v		v	v	v	v
	5	v	v	v	v			v	v	v		v	v	v	v
	7			v	v	v	v	v	v	v		v	v	v	v
Frequency Stability	2				v			v				v		v	
	4				v			v				v		v	
	5				v			v				v		v	
	7				v			v				v		v	
E.R.P.& E.I.R.P.	2	v	v	v	v	v	v	v	v	v	v	v	v	v	v
	4	v	v	v	v	v	v	v	v	v	v	v	v	v	v
	5	v	v	v	v			v	v	v	v	v	v	v	v
	7			v	v	v	v	v	v	v	v	v	v	v	v
Radiated Spurious Emission	2	v	v	v	v	v	v	v		v			v	v	v
	4	v	v	v	v	v	v	v		v			v	v	v
	5	v	v	v	v			v		v			v	v	v
	7			v	v	v	v	v		v			v	v	v

4 MEASUREMENT INSTRUMENTS

RF Radiation Test Equipment					
Kind of Equipment	Manufacturer	Type No.	Serial No.	Last Calibration	Calibrated Until
Temperature & Humidity	SW-108	SuWei	N/A	2024.03.15	2025.03.14
Wireless Communications Test Set	R&S	CMW 500	117239	2023.09.26	2024.09.25
Pre-Amplifier(0.1M-3GHz)	EM	EM330	060665	2024.02.23	2025.02.22
Pre-Amplifier (1G-18GHz)	SKET	LNPA-01018G-45	SK2018080901	2023.09.26	2024.09.25
Positioning Controller	MF	MF-7802	MF-780208587	N/A	N/A
Signal Analyzer	R&S	FSV 40-N	101823	2023.09.26	2024.09.25
Switch Control Box	N/A	N/A	N/A	N/A	N/A
Filter Box	BALUN Technology	SU319E	BL-SZ1530051	N/A	N/A
Video Controller	SKET	FCS C-3	N/A	N/A	N/A
Bilog Antenna	TESEQ	CBL6111D	34678	2022.09.30	2024.09.29
Horn Antenna	SCHWARZBECK	BBHA 9120D	02014	2023.09.24	2025.09.23
Antenna Mast	MF	MFA-440H	N/A	N/A	N/A
Turn Table	MF	N/A	N/A	N/A	N/A
AC Power Source	APC	KDF-11010G	F214050035	N/A	N/A
DC Power Supply	Zhaoxin	RXN 605D	20R605D11010081	N/A	N/A
Test SW	EMC Test Software	15.2.0.339			
	EZ-EMC	Ver.STSLAB-03A1 RE			
RF Connected Test Equipment					
Kind of Equipment	Manufacturer	Type No.	Serial No.	Last Calibration	Calibrated Until
Temperature & Humidity	SW-108	SuWei	N/A	2024.03.15	2025.03.14
Wireless Communications Test Set	R&S	CMW 500	131428	2024.02.23	2025.02.22
Signal Analyzer	Agilent	N9020A	MY52440124	2024.02.23	2025.02.22
RF Automatic Test System	Maiwei	MW200-SFCB	N/A	N/A	N/A
Temperature & Humidity Test Chamber	Safety test	AG80L	171200018	2024.02.23	2025.02.22
Programmable Power Supply	Agilent	E3642A	MY40002025	2023.09.26	2024.09.25
Test SW	MTS 8200	2.0.0.0			

5 TEST ITEMS

5.1 CONDUCTED OUTPUT POWER&TRANSMITTER RADIATED POWER

TEST OVERVIEW

CONDUCTED OUTPUT POWER:
A system simulator was used to establish communication with the EUT. Its parameters were set to enforce EUT transmitting at the maximum power. The measured power in the radio frequency on the transmitter output terminals shall be reported.
TRANSMITTER RADIATED POWER (EIRP/ERP)
Determining ERP and/or EIRP from conducted RF output power measurements according to ANSI C63.26 2015 Section 5.2.5.5.
In many cases, RF output power limits are specified in terms of the ERP or the EIRP. Typically, ERP is specified when the operating frequency is less than or equal to 1 GHz and EIRP is specified when the operating frequency is greater than 1 GHz. Both are defined as the product of the power supplied to the antenna and its gain (relative to a dipole antenna in the case of ERP, and relative to an isotropic antenna in the case of EIRP); however, when working in decibels (i.e., logarithmic scale), the ERP and EIRP represent the sum of the transmit antenna gain (in dBd or dBi, respectively) and the conducted RF output power (expressed in dB relative to watts or milliwatts).
The relevant equation for determining the maximum ERP or EIRP from the measured RF output power is given in Equation (1) as follows:
(1) ERP or EIRP = PMeas + GT
ERP= EIRP-2.15
where
ERP or EIRP effective radiated power or equivalent isotropically radiated power, respectively (expressed in the same units as PMeas, e.g., dBm or dBW)
PMeas measured transmitter output power or PSD, in dBm or dBW
GT gain of the transmitting antenna, in dBd (ERP) or dBi (EIRP)
For devices utilizing multiple antennas, see 6.4 for guidance with respect to determining the effective array transmit antenna gain term to be used in the above equation.
The following equations demonstrate the mathematical relationship between ERP and EIRP:
a) ERP = EIRP − 2.15, where ERP and EIRP are expressed in consistent units.
b) EIRP = ERP + 2.15, where ERP and EIRP are expressed in consistent units.

TEST PROCEDURES

1. The transmitter output port was connected to the system simulator.

2. Set eut at maximum power through the system simulator.

3. Select lowest, middle, and highest channels for each band and different modulation.

4. Measure and record the power level from the system simulator.

TEST SETUP



TEST RESULT

GSM 850							
Mode	Frequency (MHz)	Conduction AVG Power(dBm)	Ant Gain（dBi）	ERP (dBm)	ERP Limit (W)	ERP Limit (dBm)	Conclusion
GSM (GMSK,1-Slot)	824.2	33.67	-1.13	30.39	7.00	38.45	PASS
	836.6	33.61	-1.13	30.33	7.00	38.45	PASS
	848.8	33.65	-1.13	30.37	7.00	38.45	PASS
GPRS (GMSK,1-Slot)	824.2	33.66	-1.13	30.38	7.00	38.45	PASS
	836.6	33.60	-1.13	30.32	7.00	38.45	PASS
	848.8	33.65	-1.13	30.37	7.00	38.45	PASS
GPRS (GMSK,2-Slot)	824.2	31.49	-1.13	28.21	7.00	38.45	PASS
	836.6	31.52	-1.13	28.24	7.00	38.45	PASS
	848.8	31.43	-1.13	28.15	7.00	38.45	PASS
GPRS (GMSK,3-Slot)	824.2	29.59	-1.13	26.31	7.00	38.45	PASS
	836.6	29.60	-1.13	26.32	7.00	38.45	PASS
	848.8	29.40	-1.13	26.12	7.00	38.45	PASS
GPRS (GMSK,4-Slot)	824.2	27.65	-1.13	24.37	7.00	38.45	PASS
	836.6	27.70	-1.13	24.42	7.00	38.45	PASS
	848.8	27.49	-1.13	24.21	7.00	38.45	PASS
EGPRS (GMSK,1-Slot)	824.2	20.88	-1.13	17.60	7.00	38.45	PASS
	836.6	22.76	-1.13	19.48	7.00	38.45	PASS
	848.8	21.76	-1.13	18.48	7.00	38.45	PASS
EGPRS (GMSK,2-Slot)	824.2	19.76	-1.13	16.48	7.00	38.45	PASS
	836.6	22.13	-1.13	18.85	7.00	38.45	PASS
	848.8	20.62	-1.13	17.34	7.00	38.45	PASS
EGPRS (GMSK,3-Slot)	824.2	18.16	-1.13	14.88	7.00	38.45	PASS
	836.6	20.87	-1.13	17.59	7.00	38.45	PASS
	848.8	18.91	-1.13	15.63	7.00	38.45	PASS
EGPRS (GMSK,4-Slot)	824.2	16.15	-1.13	12.87	7.00	38.45	PASS
	836.6	18.96	-1.13	15.68	7.00	38.45	PASS
	848.8	16.86	-1.13	13.58	7.00	38.45	PASS

PCS 1900							
Mode	Frequency (MHz)	Conduction AVG Power(dBm)	Ant Gain（dBi）	EIRP (dBm)	EIRP Limit (W)	EIRP Limit (dBm)	Conclusion
GSM (GMSK,1-Slot)	1850.2	30.96	0.44	31.40	2.00	33.01	PASS
	1880.0	30.92	0.44	31.36	2.00	33.01	PASS
	1909.8	30.83	0.44	31.27	2.00	33.01	PASS
GPRS (GMSK,1-Slot)	1850.2	30.81	0.44	31.25	2.00	33.01	PASS
	1880.0	30.79	0.44	31.23	2.00	33.01	PASS
	1909.8	30.66	0.44	31.10	2.00	33.01	PASS
GPRS (GMSK,2-Slot)	1850.2	28.54	0.44	28.98	2.00	33.01	PASS
	1880.0	28.56	0.44	29.00	2.00	33.01	PASS
	1909.8	28.49	0.44	28.93	2.00	33.01	PASS
GPRS (GMSK,3-Slot)	1850.2	26.88	0.44	27.32	2.00	33.01	PASS
	1880.0	26.89	0.44	27.33	2.00	33.01	PASS
	1909.8	26.87	0.44	27.31	2.00	33.01	PASS
GPRS (GMSK,4-Slot)	1850.2	24.66	0.44	25.10	2.00	33.01	PASS
	1880.0	24.66	0.44	25.10	2.00	33.01	PASS
	1909.8	24.58	0.44	25.02	2.00	33.01	PASS
EGPRS (GMSK,1-Slot)	1850.2	28.24	0.44	28.68	2.00	33.01	PASS
	1880.0	28.47	0.44	28.91	2.00	33.01	PASS
	1909.8	28.47	0.44	28.91	2.00	33.01	PASS
EGPRS (GMSK,2-Slot)	1850.2	26.52	0.44	26.96	2.00	33.01	PASS
	1880.0	26.91	0.44	27.35	2.00	33.01	PASS
	1909.8	26.96	0.44	27.40	2.00	33.01	PASS
EGPRS (GMSK,3-Slot)	1850.2	24.81	0.44	25.25	2.00	33.01	PASS
	1880.0	25.18	0.44	25.62	2.00	33.01	PASS
	1909.8	25.29	0.44	25.73	2.00	33.01	PASS
EGPRS (GMSK,4-Slot)	1850.2	22.68	0.44	23.12	2.00	33.01	PASS
	1880.0	23.01	0.44	23.45	2.00	33.01	PASS
	1909.8	23.05	0.44	23.49	2.00	33.01	PASS

Radiated Power (EIRP) for WCDMA Band 2							
Mode	Frequency (MHz)	Conduction AVG Power(dBm)	Ant Gain（dBi）	EIRP (dBm)	EIRP Limit(W)	EIRP Limit (dBm)	Conclusion
WCDMA	1852.40	22.84	0.44	23.28	2.00	33.01	PASS
	1880.00	22.92	0.44	23.36	2.00	33.01	PASS
	1907.60	23.03	0.44	23.47	2.00	33.01	PASS
HSDPA Subtest 1	1852.40	21.67	0.44	22.11	2.00	33.01	PASS
	1880.00	21.52	0.44	21.96	2.00	33.01	PASS
	1907.60	20.95	0.44	21.39	2.00	33.01	PASS
HSDPA Subtest 2	1852.40	20.90	0.44	21.34	2.00	33.01	PASS
	1880.00	20.34	0.44	20.78	2.00	33.01	PASS
	1907.60	19.98	0.44	20.42	2.00	33.01	PASS
HSDPA Subtest 3	1852.40	19.92	0.44	20.36	2.00	33.01	PASS
	1880.00	19.73	0.44	20.17	2.00	33.01	PASS
	1907.60	20.48	0.44	20.92	2.00	33.01	PASS
HSDPA Subtest 4	1852.40	20.24	0.44	20.68	2.00	33.01	PASS
	1880.00	19.97	0.44	20.41	2.00	33.01	PASS
	1907.60	20.01	0.44	20.45	2.00	33.01	PASS
HSUPA Subtest 1	1852.40	21.46	0.44	21.90	2.00	33.01	PASS
	1880.00	21.57	0.44	22.01	2.00	33.01	PASS
	1907.60	21.50	0.44	21.94	2.00	33.01	PASS
HSUPA Subtest 2	1852.40	21.63	0.44	22.07	2.00	33.01	PASS
	1880.00	21.34	0.44	21.78	2.00	33.01	PASS
	1907.60	20.28	0.44	20.72	2.00	33.01	PASS
HSUPA Subtest 3	1852.40	20.29	0.44	20.73	2.00	33.01	PASS
	1880.00	19.72	0.44	20.16	2.00	33.01	PASS
	1907.60	20.24	0.44	20.68	2.00	33.01	PASS
HSUPA Subtest 4	1852.40	20.09	0.44	20.53	2.00	33.01	PASS
	1880.00	20.11	0.44	20.55	2.00	33.01	PASS
	1907.60	20.41	0.44	20.85	2.00	33.01	PASS
HSUPA Subtest 5	1852.40	19.99	0.44	20.43	2.00	33.01	PASS
	1880.00	20.36	0.44	20.80	2.00	33.01	PASS
	1907.60	20.11	0.44	20.55	2.00	33.01	PASS

Radiated Power (EIRP) for WCDMA Band 4							
Mode	Frequency (MHz)	Conduction AVG Power(dBm)	Ant Gain （dBi）	EIRP (dBm)	EIRP Limit(W)	EIRP Limit (dBm)	Conclusion
WCDMA	1712.40	22.71	0.32	23.03	1.00	30.00	PASS
	1740.00	22.69	0.32	23.01	1.00	30.00	PASS
	1752.60	22.78	0.32	23.10	1.00	30.00	PASS
HSDPA Subtest 1	1712.40	21.47	0.32	21.79	1.00	30.00	PASS
	1740.00	21.23	0.32	21.55	1.00	30.00	PASS
	1752.60	20.91	0.32	21.23	1.00	30.00	PASS
HSDPA Subtest 2	1712.40	20.93	0.32	21.25	1.00	30.00	PASS
	1740.00	19.86	0.32	20.18	1.00	30.00	PASS
	1752.60	19.66	0.32	19.98	1.00	30.00	PASS
HSDPA Subtest 3	1712.40	19.40	0.32	19.72	1.00	30.00	PASS
	1740.00	19.10	0.32	19.42	1.00	30.00	PASS
	1752.60	20.46	0.32	20.78	1.00	30.00	PASS
HSDPA Subtest 4	1712.40	20.11	0.32	20.43	1.00	30.00	PASS
	1740.00	19.58	0.32	19.90	1.00	30.00	PASS
	1752.60	20.01	0.32	20.33	1.00	30.00	PASS
HSUPA Subtest 1	1712.40	21.35	0.32	21.67	1.00	30.00	PASS
	1740.00	21.42	0.32	21.74	1.00	30.00	PASS
	1752.60	20.98	0.32	21.30	1.00	30.00	PASS
HSUPA Subtest 2	1712.40	21.47	0.32	21.79	1.00	30.00	PASS
	1740.00	21.30	0.32	21.62	1.00	30.00	PASS
	1752.60	19.61	0.32	19.93	1.00	30.00	PASS
HSUPA Subtest 3	1712.40	19.80	0.32	20.12	1.00	30.00	PASS
	1740.00	19.46	0.32	19.78	1.00	30.00	PASS
	1752.60	19.90	0.32	20.22	1.00	30.00	PASS
HSUPA Subtest 4	1712.40	19.73	0.32	20.05	1.00	30.00	PASS
	1740.00	20.39	0.32	20.71	1.00	30.00	PASS
	1752.60	20.32	0.32	20.64	1.00	30.00	PASS
HSUPA Subtest 5	1712.40	19.95	0.32	20.27	1.00	30.00	PASS
	1740.00	20.49	0.32	20.81	1.00	30.00	PASS
	1752.60	20.06	0.32	20.38	1.00	30.00	PASS

Radiated Power (ERP) for WCDMA Band 5							
Mode	Frequency (MHz)	Conduction AVG Power(dBm)	Ant Gain （dBi）	ERP (dBm)	ERP Limit(W)	ERP Limit (dBm)	Conclusion
WCDMA	826.40	22.89	-1.13	19.61	7.00	38.45	PASS
	836.40	22.99	-1.13	19.71	7.00	38.45	PASS
	846.60	22.91	-1.13	19.63	7.00	38.45	PASS
HSDPA Subtest 1	826.40	22.54	-1.13	19.26	7.00	38.45	PASS
	836.40	22.06	-1.13	18.78	7.00	38.45	PASS
	846.60	21.90	-1.13	18.62	7.00	38.45	PASS
HSDPA Subtest 2	826.40	21.83	-1.13	18.55	7.00	38.45	PASS
	836.40	22.15	-1.13	18.87	7.00	38.45	PASS
	846.60	21.92	-1.13	18.64	7.00	38.45	PASS
HSDPA Subtest 3	826.40	21.69	-1.13	18.41	7.00	38.45	PASS
	836.40	21.11	-1.13	17.83	7.00	38.45	PASS
	846.60	22.44	-1.13	19.16	7.00	38.45	PASS
HSDPA Subtest 4	826.40	22.15	-1.13	18.87	7.00	38.45	PASS
	836.40	21.96	-1.13	18.68	7.00	38.45	PASS
	846.60	21.83	-1.13	18.55	7.00	38.45	PASS
HSUPA Subtest 1	826.40	22.50	-1.13	19.22	7.00	38.45	PASS
	836.40	22.48	-1.13	19.20	7.00	38.45	PASS
	846.60	22.06	-1.13	18.78	7.00	38.45	PASS
HSUPA Subtest 2	826.40	22.44	-1.13	19.16	7.00	38.45	PASS
	836.40	22.39	-1.13	19.11	7.00	38.45	PASS
	846.60	21.86	-1.13	18.58	7.00	38.45	PASS
HSUPA Subtest 3	826.40	22.02	-1.13	18.74	7.00	38.45	PASS
	836.40	21.66	-1.13	18.38	7.00	38.45	PASS
	846.60	22.03	-1.13	18.75	7.00	38.45	PASS
HSUPA Subtest 4	826.40	22.10	-1.13	18.82	7.00	38.45	PASS
	836.40	22.27	-1.13	18.99	7.00	38.45	PASS
	846.60	22.45	-1.13	19.17	7.00	38.45	PASS
HSUPA Subtest 5	826.40	21.87	-1.13	18.59	7.00	38.45	PASS
	836.40	22.39	-1.13	19.11	7.00	38.45	PASS
	846.60	22.32	-1.13	19.04	7.00	38.45	PASS

Radiated Power (EIRP) for LTE Band 2 /1.4M										
BW (MHz)	UL Channel	RB Size	RB offset	Modulation	Conduction AVG Power(dBm)	Ant Gain（dBi）	EIRP (dBm)	EIRP Limit(W)	EIRP Limit(dBm)	Verdict
1.4	Lowest	1	0	QPSK	23.72	0.44	24.16	2.00	33.01	PASS
		1	2		23.71	0.44	24.15	2.00	33.01	PASS
		1	5		23.75	0.44	24.19	2.00	33.01	PASS
		3	0		23.43	0.44	23.87	2.00	33.01	PASS
		3	1		23.44	0.44	23.88	2.00	33.01	PASS
		3	2		23.37	0.44	23.81	2.00	33.01	PASS
		6	0		22.32	0.44	22.76	2.00	33.01	PASS
		1	0	16QAM	23.30	0.44	23.74	2.00	33.01	PASS
		1	2		23.26	0.44	23.70	2.00	33.01	PASS
		1	5		23.31	0.44	23.75	2.00	33.01	PASS
		3	0		22.40	0.44	22.84	2.00	33.01	PASS
		3	1		22.42	0.44	22.86	2.00	33.01	PASS
		3	2		22.45	0.44	22.89	2.00	33.01	PASS
		6	0		21.53	0.44	21.97	2.00	33.01	PASS
	Middle	1	0	QPSK	23.54	0.44	23.98	2.00	33.01	PASS
		1	2		23.59	0.44	24.03	2.00	33.01	PASS
		1	5		23.53	0.44	23.97	2.00	33.01	PASS
		3	0		23.55	0.44	23.99	2.00	33.01	PASS
		3	1		23.60	0.44	24.04	2.00	33.01	PASS
		3	2		23.58	0.44	24.02	2.00	33.01	PASS
		6	0		22.59	0.44	23.03	2.00	33.01	PASS
		1	0	16QAM	22.63	0.44	23.07	2.00	33.01	PASS
		1	2		22.52	0.44	22.96	2.00	33.01	PASS
		1	5		22.70	0.44	23.14	2.00	33.01	PASS
		3	0		22.70	0.44	23.14	2.00	33.01	PASS
		3	1		22.73	0.44	23.17	2.00	33.01	PASS
		3	2		22.75	0.44	23.19	2.00	33.01	PASS
		6	0		21.72	0.44	22.16	2.00	33.01	PASS
	Highest	1	0	QPSK	23.94	0.44	24.38	2.00	33.01	PASS
		1	2		23.91	0.44	24.35	2.00	33.01	PASS
		1	5		23.93	0.44	24.37	2.00	33.01	PASS
		3	0		23.60	0.44	24.04	2.00	33.01	PASS
		3	1		23.68	0.44	24.12	2.00	33.01	PASS
		3	2		23.68	0.44	24.12	2.00	33.01	PASS
		6	0		22.64	0.44	23.08	2.00	33.01	PASS
		1	0	16QAM	22.96	0.44	23.40	2.00	33.01	PASS
		1	2		23.02	0.44	23.46	2.00	33.01	PASS
		1	5		23.02	0.44	23.46	2.00	33.01	PASS
		3	0		22.88	0.44	23.32	2.00	33.01	PASS
		3	1		22.85	0.44	23.29	2.00	33.01	PASS
		3	2		22.89	0.44	23.33	2.00	33.01	PASS
		6	0		21.81	0.44	22.25	2.00	33.01	PASS

Radiated Power (EIRP) for LTE Band 2 /3M										
BW (MHz)	UL Channel	RB Size	RB offset	Modulation	Conduction AVG Power(dBm)	Ant Gain（dBi）	EIRP (dBm)	EIRP Limit(W)	EIRP Limit(dBm)	Verdict
3	Lowest	1	0	QPSK	23.65	0.44	24.09	2.00	33.01	PASS
		1	7		23.63	0.44	24.07	2.00	33.01	PASS
		1	14		23.68	0.44	24.12	2.00	33.01	PASS
		8	0		22.35	0.44	22.79	2.00	33.01	PASS
		8	4		22.46	0.44	22.90	2.00	33.01	PASS
		8	7		22.39	0.44	22.83	2.00	33.01	PASS
		15	0		22.45	0.44	22.89	2.00	33.01	PASS
		1	0	16QAM	22.21	0.44	22.65	2.00	33.01	PASS
		1	7		22.19	0.44	22.63	2.00	33.01	PASS
		1	14		22.27	0.44	22.71	2.00	33.01	PASS
		8	0		21.46	0.44	21.90	2.00	33.01	PASS
		8	4		21.45	0.44	21.89	2.00	33.01	PASS
		8	7		21.42	0.44	21.86	2.00	33.01	PASS
		15	0		21.53	0.44	21.97	2.00	33.01	PASS
	Middle	1	0	QPSK	23.53	0.44	23.97	2.00	33.01	PASS
		1	7		23.54	0.44	23.98	2.00	33.01	PASS
		1	14		23.54	0.44	23.98	2.00	33.01	PASS
		8	0		22.64	0.44	23.08	2.00	33.01	PASS
		8	4		22.64	0.44	23.08	2.00	33.01	PASS
		8	7		22.58	0.44	23.02	2.00	33.01	PASS
		15	0		22.55	0.44	22.99	2.00	33.01	PASS
		1	0	16QAM	22.66	0.44	23.10	2.00	33.01	PASS
		1	7		22.67	0.44	23.11	2.00	33.01	PASS
		1	14		22.67	0.44	23.11	2.00	33.01	PASS
		8	0		21.56	0.44	22.00	2.00	33.01	PASS
		8	4		21.57	0.44	22.01	2.00	33.01	PASS
		8	7		21.60	0.44	22.04	2.00	33.01	PASS
		15	0		21.59	0.44	22.03	2.00	33.01	PASS
	Highest	1	0	QPSK	23.97	0.44	24.41	2.00	33.01	PASS
		1	7		23.97	0.44	24.41	2.00	33.01	PASS
		1	14		23.95	0.44	24.39	2.00	33.01	PASS
		8	0		22.66	0.44	23.10	2.00	33.01	PASS
		8	4		22.69	0.44	23.13	2.00	33.01	PASS
		8	7		22.63	0.44	23.07	2.00	33.01	PASS
		15	0		22.70	0.44	23.14	2.00	33.01	PASS
		1	0	16QAM	23.03	0.44	23.47	2.00	33.01	PASS
		1	7		23.07	0.44	23.51	2.00	33.01	PASS
		1	14		22.99	0.44	23.43	2.00	33.01	PASS
		8	0		21.76	0.44	22.20	2.00	33.01	PASS
		8	4		21.75	0.44	22.19	2.00	33.01	PASS
		8	7		21.76	0.44	22.20	2.00	33.01	PASS
		15	0		21.75	0.44	22.19	2.00	33.01	PASS

Radiated Power (EIRP) for LTE Band 2 /5M										
BW (MHz)	UL Channel	RB Size	RB offset	Modulation	Conduction AVG Power(dBm)	Ant Gain（dBi）	EIRP (dBm)	EIRP Limit(W)	EIRP Limit(dBm)	Verdict
5	Lowest	1	0	QPSK	23.24	0.44	23.68	2.00	33.01	PASS
		1	12		23.27	0.44	23.71	2.00	33.01	PASS
		1	24		23.26	0.44	23.70	2.00	33.01	PASS
		12	0		22.40	0.44	22.84	2.00	33.01	PASS
		12	6		22.32	0.44	22.76	2.00	33.01	PASS
		12	11		22.42	0.44	22.86	2.00	33.01	PASS
		25	0		22.36	0.44	22.80	2.00	33.01	PASS
		1	0	16QAM	21.97	0.44	22.41	2.00	33.01	PASS
		1	12		21.92	0.44	22.36	2.00	33.01	PASS
		1	24		21.97	0.44	22.41	2.00	33.01	PASS
		12	0		21.50	0.44	21.94	2.00	33.01	PASS
		12	6		21.49	0.44	21.93	2.00	33.01	PASS
		12	11		21.50	0.44	21.94	2.00	33.01	PASS
		25	0		21.34	0.44	21.78	2.00	33.01	PASS
	Middle	1	0	QPSK	23.50	0.44	23.94	2.00	33.01	PASS
		1	12		23.46	0.44	23.90	2.00	33.01	PASS
		1	24		23.42	0.44	23.86	2.00	33.01	PASS
		12	0		22.47	0.44	22.91	2.00	33.01	PASS
		12	6		22.59	0.44	23.03	2.00	33.01	PASS
		12	11		22.61	0.44	23.05	2.00	33.01	PASS
		25	0		22.60	0.44	23.04	2.00	33.01	PASS
		1	0	16QAM	22.49	0.44	22.93	2.00	33.01	PASS
		1	12		22.49	0.44	22.93	2.00	33.01	PASS
		1	24		22.58	0.44	23.02	2.00	33.01	PASS
		12	0		21.60	0.44	22.04	2.00	33.01	PASS
		12	6		21.58	0.44	22.02	2.00	33.01	PASS
		12	11		21.60	0.44	22.04	2.00	33.01	PASS
		25	0		21.75	0.44	22.19	2.00	33.01	PASS
	Highest	1	0	QPSK	23.74	0.44	24.18	2.00	33.01	PASS
		1	12		23.79	0.44	24.23	2.00	33.01	PASS
		1	24		23.79	0.44	24.23	2.00	33.01	PASS
		12	0		22.58	0.44	23.02	2.00	33.01	PASS
		12	6		22.61	0.44	23.05	2.00	33.01	PASS
		12	11		22.75	0.44	23.19	2.00	33.01	PASS
		25	0		22.64	0.44	23.08	2.00	33.01	PASS
		1	0	16QAM	22.79	0.44	23.23	2.00	33.01	PASS
		1	12		22.87	0.44	23.31	2.00	33.01	PASS
		1	24		22.87	0.44	23.31	2.00	33.01	PASS
		12	0		21.78	0.44	22.22	2.00	33.01	PASS
		12	6		21.85	0.44	22.29	2.00	33.01	PASS
		12	11		21.75	0.44	22.19	2.00	33.01	PASS
		25	0		21.72	0.44	22.16	2.00	33.01	PASS

Radiated Power (EIRP) for LTE Band 2 /10M										
BW (MHz)	UL Channel	RB Size	RB offset	Modulation	Conduction AVG Power(dBm)	Ant Gain（dBi）	EIRP (dBm)	EIRP Limit(W)	EIRP Limit(dBm)	Verdict
10	Lowest	1	0	QPSK	23.47	0.44	23.91	2.00	33.01	PASS
		1	24		23.5	0.44	23.94	2.00	33.01	PASS
		1	49		23.49	0.44	23.93	2.00	33.01	PASS
		25	0		22.39	0.44	22.83	2.00	33.01	PASS
		25	12		22.33	0.44	22.77	2.00	33.01	PASS
		25	24		22.39	0.44	22.83	2.00	33.01	PASS
		50	0		22.3	0.44	22.74	2.00	33.01	PASS
	Middle	1	0	QPSK	23.82	0.44	24.26	2.00	33.01	PASS
		1	24		23.89	0.44	24.33	2.00	33.01	PASS
		1	49		23.87	0.44	24.31	2.00	33.01	PASS
		25	0		22.51	0.44	22.95	2.00	33.01	PASS
		25	12		22.63	0.44	23.07	2.00	33.01	PASS
		25	24		22.66	0.44	23.10	2.00	33.01	PASS
		50	0		22.55	0.44	22.99	2.00	33.01	PASS
	Highest	1	0	QPSK	23.47	0.44	23.91	2.00	33.01	PASS
		1	24		23.61	0.44	24.05	2.00	33.01	PASS
		1	49		23.69	0.44	24.13	2.00	33.01	PASS
		25	0		22.58	0.44	23.02	2.00	33.01	PASS
		25	12		22.65	0.44	23.09	2.00	33.01	PASS
		25	24		22.77	0.44	23.21	2.00	33.01	PASS
		50	0		22.66	0.44	23.10	2.00	33.01	PASS

Radiated Power (EIRP) for LTE Band 2 /15M										
BW (MHz)	UL Channel	RB Size	RB offset	Modulation	Conduction AVG Power(dBm)	Ant Gain（dBi）	EIRP (dBm)	EIRP Limit(W)	EIRP Limit(dBm)	Verdict
15	Lowest	1	0	QPSK	23.41	0.44	23.85	2.00	33.01	PASS
		1	37		23.43	0.44	23.87	2.00	33.01	PASS
		1	74		23.45	0.44	23.89	2.00	33.01	PASS
		36	0		22.31	0.44	22.75	2.00	33.01	PASS
		36	18		22.33	0.44	22.77	2.00	33.01	PASS
		36	39		22.32	0.44	22.76	2.00	33.01	PASS
		75	0		22.44	0.44	22.88	2.00	33.01	PASS
	Middle	1	0	QPSK	23.6	0.44	24.04	2.00	33.01	PASS
		1	37		23.72	0.44	24.16	2.00	33.01	PASS
		1	74		23.66	0.44	24.10	2.00	33.01	PASS
		36	0		22.59	0.44	23.03	2.00	33.01	PASS
		36	18		22.64	0.44	23.08	2.00	33.01	PASS
		36	39		22.54	0.44	22.98	2.00	33.01	PASS
		75	0		22.58	0.44	23.02	2.00	33.01	PASS
	Highest	1	0	QPSK	23.53	0.44	23.97	2.00	33.01	PASS
		1	37		23.57	0.44	24.01	2.00	33.01	PASS
		1	74		23.69	0.44	24.13	2.00	33.01	PASS
		36	0		22.56	0.44	23.00	2.00	33.01	PASS
		36	18		22.63	0.44	23.07	2.00	33.01	PASS
		36	39		22.64	0.44	23.08	2.00	33.01	PASS
		75	0		22.68	0.44	23.12	2.00	33.01	PASS

Radiated Power (EIRP) for LTE Band 2 /20M										
BW (MHz)	UL Channel	RB Size	RB offset	Modulation	Conduction AVG Power(dBm)	Ant Gain（dBi）	EIRP (dBm)	EIRP Limit(W)	EIRP Limit(dBm)	Verdict
20	Lowest	1	0	QPSK	23.56	0.44	24.00	2.00	33.01	PASS
		1	49		23.62	0.44	24.06	2.00	33.01	PASS
		1	99		23.69	0.44	24.13	2.00	33.01	PASS
		50	0		22.37	0.44	22.81	2.00	33.01	PASS
		50	24		22.38	0.44	22.82	2.00	33.01	PASS
		50	49		22.37	0.44	22.81	2.00	33.01	PASS
		100	0		22.35	0.44	22.79	2.00	33.01	PASS
	Middle	1	0	QPSK	23.63	0.44	24.07	2.00	33.01	PASS
		1	49		23.66	0.44	24.10	2.00	33.01	PASS
		1	99		23.67	0.44	24.11	2.00	33.01	PASS
		50	0		22.47	0.44	22.91	2.00	33.01	PASS
		50	24		22.63	0.44	23.07	2.00	33.01	PASS
		50	49		22.57	0.44	23.01	2.00	33.01	PASS
		100	0		22.53	0.44	22.97	2.00	33.01	PASS
	Highest	1	0	QPSK	23.74	0.44	24.18	2.00	33.01	PASS
		1	49		23.81	0.44	24.25	2.00	33.01	PASS
		1	99		23.98	0.44	24.42	2.00	33.01	PASS
		50	0		22.62	0.44	23.06	2.00	33.01	PASS
		50	24		22.65	0.44	23.09	2.00	33.01	PASS
		50	49		22.58	0.44	23.02	2.00	33.01	PASS
		100	0		22.63	0.44	23.07	2.00	33.01	PASS

Radiated Power (EIRP) for LTE Band 4 /1.4M										
BW (MHz)	UL Channel	RB Size	RB offset	Modulation	Conduction AVG Power(dBm)	Ant Gain（dBi）	EIRP (dBm)	EIRP Limit(W)	EIRP Limit(dBm)	Verdict
1.4	Lowest	1	0	QPSK	23.28	0.32	23.60	1.00	30.00	PASS
		1	2		23.24	0.32	23.56	1.00	30.00	PASS
		1	5		23.38	0.32	23.70	1.00	30.00	PASS
		3	0		23.01	0.32	23.33	1.00	30.00	PASS
		3	1		23.06	0.32	23.38	1.00	30.00	PASS
		3	2		23.05	0.32	23.37	1.00	30.00	PASS
		6	0		22.12	0.32	22.44	1.00	30.00	PASS
		1	0	16QAM	22.53	0.32	22.85	1.00	30.00	PASS
		1	2		22.54	0.32	22.86	1.00	30.00	PASS
		1	5		22.51	0.32	22.83	1.00	30.00	PASS
		3	0		22.28	0.32	22.60	1.00	30.00	PASS
		3	1		22.24	0.32	22.56	1.00	30.00	PASS
		3	2		22.26	0.32	22.58	1.00	30.00	PASS
		6	0		21.21	0.32	21.53	1.00	30.00	PASS
	Middle	1	0	QPSK	23.59	0.32	23.91	1.00	30.00	PASS
		1	2		23.67	0.32	23.99	1.00	30.00	PASS
		1	5		23.52	0.32	23.84	1.00	30.00	PASS
		3	0		23.15	0.32	23.47	1.00	30.00	PASS
		3	1		23.18	0.32	23.50	1.00	30.00	PASS
		3	2		23.09	0.32	23.41	1.00	30.00	PASS
		6	0		22.16	0.32	22.48	1.00	30.00	PASS
		1	0	16QAM	23.11	0.32	23.43	1.00	30.00	PASS
		1	2		23.02	0.32	23.34	1.00	30.00	PASS
		1	5		23.06	0.32	23.38	1.00	30.00	PASS
		3	0		22.19	0.32	22.51	1.00	30.00	PASS
		3	1		22.23	0.32	22.55	1.00	30.00	PASS
		3	2		22.27	0.32	22.59	1.00	30.00	PASS
		6	0		21.36	0.32	21.68	1.00	30.00	PASS
	Highest	1	0	QPSK	23.07	0.32	23.39	1.00	30.00	PASS
		1	2		23.08	0.32	23.40	1.00	30.00	PASS
		1	5		23.05	0.32	23.37	1.00	30.00	PASS
		3	0		23.11	0.32	23.43	1.00	30.00	PASS
		3	1		23.16	0.32	23.48	1.00	30.00	PASS
		3	2		23.14	0.32	23.46	1.00	30.00	PASS
		6	0		22.21	0.32	22.53	1.00	30.00	PASS
		1	0	16QAM	22.65	0.32	22.97	1.00	30.00	PASS
		1	2		22.59	0.32	22.91	1.00	30.00	PASS
		1	5		22.66	0.32	22.98	1.00	30.00	PASS
		3	0		22.46	0.32	22.78	1.00	30.00	PASS
		3	1		22.47	0.32	22.79	1.00	30.00	PASS
		3	2		22.47	0.32	22.79	1.00	30.00	PASS
		6	0		21.26	0.32	21.58	1.00	30.00	PASS

Radiated Power (EIRP) for LTE Band 4 /3M										
BW (MHz)	UL Channel	RB Size	RB offset	Modulation	Conduction AVG Power(dBm)	Ant Gain（dBi）	EIRP (dBm)	EIRP Limit(W)	EIRP Limit(dBm)	Verdict
3	Lowest	1	0	QPSK	23.26	0.32	23.58	1.00	30.00	PASS
		1	7		23.27	0.32	23.59	1.00	30.00	PASS
		1	14		23.32	0.32	23.64	1.00	30.00	PASS
		8	0		22.03	0.32	22.35	1.00	30.00	PASS
		8	4		22.07	0.32	22.39	1.00	30.00	PASS
		8	7		22.05	0.32	22.37	1.00	30.00	PASS
		15	0		22.06	0.32	22.38	1.00	30.00	PASS
		1	0	16QAM	21.85	0.32	22.17	1.00	30.00	PASS
		1	7		21.93	0.32	22.25	1.00	30.00	PASS
		1	14		21.97	0.32	22.29	1.00	30.00	PASS
		8	0		21.10	0.32	21.42	1.00	30.00	PASS
		8	4		21.08	0.32	21.40	1.00	30.00	PASS
		8	7		21.12	0.32	21.44	1.00	30.00	PASS
		15	0		21.27	0.32	21.59	1.00	30.00	PASS
	Middle	1	0	QPSK	23.16	0.32	23.48	1.00	30.00	PASS
		1	7		23.12	0.32	23.44	1.00	30.00	PASS
		1	14		23.17	0.32	23.49	1.00	30.00	PASS
		8	0		22.22	0.32	22.54	1.00	30.00	PASS
		8	4		22.26	0.32	22.58	1.00	30.00	PASS
		8	7		22.24	0.32	22.56	1.00	30.00	PASS
		15	0		22.27	0.32	22.59	1.00	30.00	PASS
		1	0	16QAM	23.05	0.32	23.37	1.00	30.00	PASS
		1	7		23.10	0.32	23.42	1.00	30.00	PASS
		1	14		23.10	0.32	23.42	1.00	30.00	PASS
		8	0		21.31	0.32	21.63	1.00	30.00	PASS
		8	4		21.31	0.32	21.63	1.00	30.00	PASS
		8	7		21.33	0.32	21.65	1.00	30.00	PASS
		15	0		21.33	0.32	21.65	1.00	30.00	PASS
	Highest	1	0	QPSK	23.20	0.32	23.52	1.00	30.00	PASS
		1	7		23.19	0.32	23.51	1.00	30.00	PASS
		1	14		23.21	0.32	23.53	1.00	30.00	PASS
		8	0		22.17	0.32	22.49	1.00	30.00	PASS
		8	4		22.25	0.32	22.57	1.00	30.00	PASS
		8	7		22.28	0.32	22.60	1.00	30.00	PASS
		15	0		22.26	0.32	22.58	1.00	30.00	PASS
		1	0	16QAM	22.53	0.32	22.85	1.00	30.00	PASS
		1	7		22.50	0.32	22.82	1.00	30.00	PASS
		1	14		22.59	0.32	22.91	1.00	30.00	PASS
		8	0		21.36	0.32	21.68	1.00	30.00	PASS
		8	4		21.34	0.32	21.66	1.00	30.00	PASS
		8	7		21.36	0.32	21.68	1.00	30.00	PASS
		15	0		21.33	0.32	21.65	1.00	30.00	PASS

Radiated Power (EIRP) for LTE Band 4 /5M										
BW (MHz)	UL Channel	RB Size	RB offset	Modulation	Conduction AVG Power(dBm)	Ant Gain（dBi）	EIRP (dBm)	EIRP Limit(W)	EIRP Limit(dBm)	Verdict
5	Lowest	1	0	QPSK	22.86	0.32	23.18	1.00	30.00	PASS
		1	12		22.87	0.32	23.19	1.00	30.00	PASS
		1	24		23.01	0.32	23.33	1.00	30.00	PASS
		12	0		22.04	0.32	22.36	1.00	30.00	PASS
		12	6		22.07	0.32	22.39	1.00	30.00	PASS
		12	11		22.17	0.32	22.49	1.00	30.00	PASS
		25	0		22.12	0.32	22.44	1.00	30.00	PASS
		1	0	16QAM	21.56	0.32	21.88	1.00	30.00	PASS
		1	12		21.61	0.32	21.93	1.00	30.00	PASS
		1	24		21.66	0.32	21.98	1.00	30.00	PASS
		12	0		21.18	0.32	21.50	1.00	30.00	PASS
		12	6		21.18	0.32	21.50	1.00	30.00	PASS
		12	11		21.22	0.32	21.54	1.00	30.00	PASS
		25	0		21.05	0.32	21.37	1.00	30.00	PASS
	Middle	1	0	QPSK	22.99	0.32	23.31	1.00	30.00	PASS
		1	12		23.03	0.32	23.35	1.00	30.00	PASS
		1	24		23.00	0.32	23.32	1.00	30.00	PASS
		12	0		22.15	0.32	22.47	1.00	30.00	PASS
		12	6		22.13	0.32	22.45	1.00	30.00	PASS
		12	11		22.12	0.32	22.44	1.00	30.00	PASS
		25	0		22.18	0.32	22.50	1.00	30.00	PASS
		1	0	16QAM	22.04	0.32	22.36	1.00	30.00	PASS
		1	12		22.12	0.32	22.44	1.00	30.00	PASS
		1	24		22.07	0.32	22.39	1.00	30.00	PASS
		12	0		21.16	0.32	21.48	1.00	30.00	PASS
		12	6		21.24	0.32	21.56	1.00	30.00	PASS
		12	11		21.24	0.32	21.56	1.00	30.00	PASS
		25	0		21.33	0.32	21.65	1.00	30.00	PASS
	Highest	1	0	QPSK	23.27	0.32	23.59	1.00	30.00	PASS
		1	12		23.25	0.32	23.57	1.00	30.00	PASS
		1	24		23.28	0.32	23.60	1.00	30.00	PASS
		12	0		22.14	0.32	22.46	1.00	30.00	PASS
		12	6		22.10	0.32	22.42	1.00	30.00	PASS
		12	11		22.16	0.32	22.48	1.00	30.00	PASS
		25	0		22.22	0.32	22.54	1.00	30.00	PASS
		1	0	16QAM	22.24	0.32	22.56	1.00	30.00	PASS
		1	12		22.24	0.32	22.56	1.00	30.00	PASS
		1	24		22.26	0.32	22.58	1.00	30.00	PASS
		12	0		21.24	0.32	21.56	1.00	30.00	PASS
		12	6		21.22	0.32	21.54	1.00	30.00	PASS
		12	11		21.25	0.32	21.57	1.00	30.00	PASS
		25	0		21.21	0.32	21.53	1.00	30.00	PASS

Radiated Power (EIRP) for LTE Band 4 /10M										
BW (MHz)	UL Channel	RB Size	RB offset	Modulation	Conduction AVG Power(dBm)	Ant Gain（dBi）	EIRP (dBm)	EIRP Limit(W)	EIRP Limit(dBm)	Verdict
10	Lowest	1	0	QPSK	23.22	0.32	23.54	1.00	30.00	PASS
		1	24		23.3	0.32	23.62	1.00	30.00	PASS
		1	49		23.32	0.32	23.64	1.00	30.00	PASS
		25	0		22.02	0.32	22.34	1.00	30.00	PASS
		25	12		22.2	0.32	22.52	1.00	30.00	PASS
		25	24		22.16	0.32	22.48	1.00	30.00	PASS
		50	0		22.14	0.32	22.46	1.00	30.00	PASS
	Middle	1	0	QPSK	23.52	0.32	23.84	1.00	30.00	PASS
		1	24		23.49	0.32	23.81	1.00	30.00	PASS
		1	49		23.48	0.32	23.80	1.00	30.00	PASS
		25	0		22.23	0.32	22.55	1.00	30.00	PASS
		25	12		22.24	0.32	22.56	1.00	30.00	PASS
		25	24		22.15	0.32	22.47	1.00	30.00	PASS
		50	0		22.13	0.32	22.45	1.00	30.00	PASS
	Highest	1	0	QPSK	22.95	0.32	23.27	1.00	30.00	PASS
		1	24		23.05	0.32	23.37	1.00	30.00	PASS
		1	49		23.01	0.32	23.33	1.00	30.00	PASS
		25	0		22.19	0.32	22.51	1.00	30.00	PASS
		25	12		22.18	0.32	22.50	1.00	30.00	PASS
		25	24		22.14	0.32	22.46	1.00	30.00	PASS
		50	0		22.26	0.32	22.58	1.00	30.00	PASS

Radiated Power (EIRP) for LTE Band 4 /15M										
BW (MHz)	UL Channel	RB Size	RB offset	Modulation	Conduction AVG Power(dBm)	Ant Gain（dBi）	EIRP (dBm)	EIRP Limit(W)	EIRP Limit(dBm)	Verdict
15	Lowest	1	0	QPSK	23.07	0.32	23.39	1.00	30.00	PASS
		1	37		23.26	0.32	23.58	1.00	30.00	PASS
		1	74		23.32	0.32	23.64	1.00	30.00	PASS
		36	0		22.13	0.32	22.45	1.00	30.00	PASS
		36	18		22.14	0.32	22.46	1.00	30.00	PASS
		36	39		22.2	0.32	22.52	1.00	30.00	PASS
		75	0		22.18	0.32	22.50	1.00	30.00	PASS
	Middle	1	0	QPSK	23.48	0.32	23.80	1.00	30.00	PASS
		1	37		23.47	0.32	23.79	1.00	30.00	PASS
		1	74		23.45	0.32	23.77	1.00	30.00	PASS
		36	0		22.16	0.32	22.48	1.00	30.00	PASS
		36	18		22.25	0.32	22.57	1.00	30.00	PASS
		36	39		22.08	0.32	22.40	1.00	30.00	PASS
		75	0		22.21	0.32	22.53	1.00	30.00	PASS
	Highest	1	0	QPSK	23	0.32	23.32	1.00	30.00	PASS
		1	37		22.96	0.32	23.28	1.00	30.00	PASS
		1	74		22.97	0.32	23.29	1.00	30.00	PASS
		36	0		22.15	0.32	22.47	1.00	30.00	PASS
		36	18		22.24	0.32	22.56	1.00	30.00	PASS
		36	39		22.12	0.32	22.44	1.00	30.00	PASS
		75	0		22.21	0.32	22.53	1.00	30.00	PASS

Radiated Power (EIRP) for LTE Band 4 /20M										
BW (MHz)	UL Channel	RB Size	RB offset	Modulation	Conduction AVG Power(dBm)	Ant Gain（dBi）	EIRP (dBm)	EIRP Limit(W)	EIRP Limit(dBm)	Verdict
20	Lowest	1	0	QPSK	23.19	0.32	23.51	1.00	30.00	PASS
		1	49		23.4	0.32	23.72	1.00	30.00	PASS
		1	99		23.34	0.32	23.66	1.00	30.00	PASS
		50	0		22.23	0.32	22.55	1.00	30.00	PASS
		50	24		22.21	0.32	22.53	1.00	30.00	PASS
		50	49		22.21	0.32	22.53	1.00	30.00	PASS
		100	0		22.27	0.32	22.59	1.00	30.00	PASS
	Middle	1	0	QPSK	23.33	0.32	23.65	1.00	30.00	PASS
		1	49		23.3	0.32	23.62	1.00	30.00	PASS
		1	99		23.46	0.32	23.78	1.00	30.00	PASS
		50	0		23.71	0.32	24.03	1.00	30.00	PASS
		50	24		22.3	0.32	22.62	1.00	30.00	PASS
		50	49		22.16	0.32	22.48	1.00	30.00	PASS
		100	0		22.23	0.32	22.55	1.00	30.00	PASS
	Highest	1	0	QPSK	23.26	0.32	23.58	1.00	30.00	PASS
		1	49		23.18	0.32	23.50	1.00	30.00	PASS
		1	99		23.22	0.32	23.54	1.00	30.00	PASS
		50	0		22.14	0.32	22.46	1.00	30.00	PASS
		50	24		22.22	0.32	22.54	1.00	30.00	PASS
		50	49		22.17	0.32	22.49	1.00	30.00	PASS
		100	0		22.2	0.32	22.52	1.00	30.00	PASS

Radiated Power (ERP) for LTE Band 5 /1.4M										
BW (MHz)	UL Channel	RB Size	RB offset	Modulation	Conduction AVG Power(dBm)	Ant Gain（dBi）	ERP (dBm)	ERP Limit(W)	ERP Limit(dBm)	Verdict
1.4	Lowest	1	0	QPSK	23.67	-1.13	20.39	7.00	38.45	PASS
		1	2		23.69	-1.13	20.41	7.00	38.45	PASS
		1	5		23.67	-1.13	20.39	7.00	38.45	PASS
		3	0		23.35	-1.13	20.07	7.00	38.45	PASS
		3	1		23.43	-1.13	20.15	7.00	38.45	PASS
		3	2		23.37	-1.13	20.09	7.00	38.45	PASS
		6	0		22.39	-1.13	19.11	7.00	38.45	PASS
		1	0	16QAM	22.81	-1.13	19.53	7.00	38.45	PASS
		1	2		22.85	-1.13	19.57	7.00	38.45	PASS
		1	5		22.87	-1.13	19.59	7.00	38.45	PASS
		3	0		22.53	-1.13	19.25	7.00	38.45	PASS
		3	1		22.51	-1.13	19.23	7.00	38.45	PASS
		3	2		22.52	-1.13	19.24	7.00	38.45	PASS
		6	0		21.41	-1.13	18.13	7.00	38.45	PASS
	Middle	1	0	QPSK	23.50	-1.13	20.22	7.00	38.45	PASS
		1	2		23.55	-1.13	20.27	7.00	38.45	PASS
		1	5		23.51	-1.13	20.23	7.00	38.45	PASS
		3	0		23.59	-1.13	20.31	7.00	38.45	PASS
		3	1		23.64	-1.13	20.36	7.00	38.45	PASS
		3	2		23.65	-1.13	20.37	7.00	38.45	PASS
		6	0		22.60	-1.13	19.32	7.00	38.45	PASS
		1	0	16QAM	23.34	-1.13	20.06	7.00	38.45	PASS
		1	2		23.32	-1.13	20.04	7.00	38.45	PASS
		1	5		23.24	-1.13	19.96	7.00	38.45	PASS
		3	0		22.44	-1.13	19.16	7.00	38.45	PASS
		3	1		22.51	-1.13	19.23	7.00	38.45	PASS
		3	2		22.52	-1.13	19.24	7.00	38.45	PASS
		6	0		21.60	-1.13	18.32	7.00	38.45	PASS
	Highest	1	0	QPSK	23.75	-1.13	20.47	7.00	38.45	PASS
		1	2		23.70	-1.13	20.42	7.00	38.45	PASS
		1	5		23.69	-1.13	20.41	7.00	38.45	PASS
		3	0		23.57	-1.13	20.29	7.00	38.45	PASS
		3	1		23.60	-1.13	20.32	7.00	38.45	PASS
		3	2		23.63	-1.13	20.35	7.00	38.45	PASS
		6	0		22.56	-1.13	19.28	7.00	38.45	PASS
		1	0	16QAM	22.68	-1.13	19.40	7.00	38.45	PASS
		1	2		22.77	-1.13	19.49	7.00	38.45	PASS
		1	5		22.74	-1.13	19.46	7.00	38.45	PASS
		3	0		22.54	-1.13	19.26	7.00	38.45	PASS
		3	1		22.58	-1.13	19.30	7.00	38.45	PASS
		3	2		22.54	-1.13	19.26	7.00	38.45	PASS
		6	0		21.42	-1.13	18.14	7.00	38.45	PASS

Radiated Power (ERP) for LTE Band 5 /3M										
BW (MHz)	UL Channel	RB Size	RB offset	Modulation	Conduction AVG Power(dBm)	Ant Gain（dBi）	ERP (dBm)	ERP Limit(W)	ERP Limit(dBm)	Verdict
3	Lowest	1	0	QPSK	23.67	-1.13	20.39	7.00	38.45	PASS
		1	7		23.76	-1.13	20.48	7.00	38.45	PASS
		1	14		23.69	-1.13	20.41	7.00	38.45	PASS
		8	0		22.35	-1.13	19.07	7.00	38.45	PASS
		8	4		22.39	-1.13	19.11	7.00	38.45	PASS
		8	7		22.31	-1.13	19.03	7.00	38.45	PASS
		15	0		22.32	-1.13	19.04	7.00	38.45	PASS
		1	0	16QAM	22.83	-1.13	19.55	7.00	38.45	PASS
		1	7		22.88	-1.13	19.60	7.00	38.45	PASS
		1	14		22.80	-1.13	19.52	7.00	38.45	PASS
		8	0		21.42	-1.13	18.14	7.00	38.45	PASS
		8	4		21.34	-1.13	18.06	7.00	38.45	PASS
		8	7		21.78	-1.13	18.50	7.00	38.45	PASS
		15	0		21.36	-1.13	18.08	7.00	38.45	PASS
	Middle	1	0	QPSK	23.75	-1.13	20.47	7.00	38.45	PASS
		1	7		23.87	-1.13	20.59	7.00	38.45	PASS
		1	14		23.82	-1.13	20.54	7.00	38.45	PASS
		8	0		22.41	-1.13	19.13	7.00	38.45	PASS
		8	4		22.50	-1.13	19.22	7.00	38.45	PASS
		8	7		22.45	-1.13	19.17	7.00	38.45	PASS
		15	0		22.44	-1.13	19.16	7.00	38.45	PASS
		1	0	16QAM	22.17	-1.13	18.89	7.00	38.45	PASS
		1	7		22.18	-1.13	18.90	7.00	38.45	PASS
		1	14		22.19	-1.13	18.91	7.00	38.45	PASS
		8	0		22.10	-1.13	18.82	7.00	38.45	PASS
		8	4		21.68	-1.13	18.40	7.00	38.45	PASS
		8	7		21.67	-1.13	18.39	7.00	38.45	PASS
		15	0		21.48	-1.13	18.20	7.00	38.45	PASS
	Highest	1	0	QPSK	23.36	-1.13	20.08	7.00	38.45	PASS
		1	7		23.35	-1.13	20.07	7.00	38.45	PASS
		1	14		23.31	-1.13	20.03	7.00	38.45	PASS
		8	0		22.42	-1.13	19.14	7.00	38.45	PASS
		8	4		22.40	-1.13	19.12	7.00	38.45	PASS
		8	7		22.49	-1.13	19.21	7.00	38.45	PASS
		15	0		22.34	-1.13	19.06	7.00	38.45	PASS
		1	0	16QAM	23.36	-1.13	20.08	7.00	38.45	PASS
		1	7		23.38	-1.13	20.10	7.00	38.45	PASS
		1	14		23.29	-1.13	20.01	7.00	38.45	PASS
		8	0		21.87	-1.13	18.59	7.00	38.45	PASS
		8	4		21.86	-1.13	18.58	7.00	38.45	PASS
		8	7		21.54	-1.13	18.26	7.00	38.45	PASS
		15	0		21.88	-1.13	18.60	7.00	38.45	PASS

Radiated Power (ERP) for LTE Band 5 /5M										
BW (MHz)	UL Channel	RB Size	RB offset	Modulation	Conduction AVG Power(dBm)	Ant Gain（dBi）	ERP (dBm)	ERP Limit(W)	ERP Limit(dBm)	Verdict
5	Lowest	1	0	QPSK	23.46	-1.13	20.18	7.00	38.45	PASS
		1	12		23.41	-1.13	20.13	7.00	38.45	PASS
		1	24		23.44	-1.13	20.16	7.00	38.45	PASS
		12	0		22.46	-1.13	19.18	7.00	38.45	PASS
		12	6		22.35	-1.13	19.07	7.00	38.45	PASS
		12	11		22.38	-1.13	19.10	7.00	38.45	PASS
		25	0		22.49	-1.13	19.21	7.00	38.45	PASS
		1	0	16QAM	22.78	-1.13	19.50	7.00	38.45	PASS
		1	12		22.75	-1.13	19.47	7.00	38.45	PASS
		1	24		22.91	-1.13	19.63	7.00	38.45	PASS
		12	0		21.34	-1.13	18.06	7.00	38.45	PASS
		12	6		21.69	-1.13	18.41	7.00	38.45	PASS
		12	11		21.75	-1.13	18.47	7.00	38.45	PASS
		25	0		21.88	-1.13	18.60	7.00	38.45	PASS
	Middle	1	0	QPSK	23.58	-1.13	20.30	7.00	38.45	PASS
		1	12		23.63	-1.13	20.35	7.00	38.45	PASS
		1	24		23.65	-1.13	20.37	7.00	38.45	PASS
		12	0		22.47	-1.13	19.19	7.00	38.45	PASS
		12	6		22.59	-1.13	19.31	7.00	38.45	PASS
		12	11		22.45	-1.13	19.17	7.00	38.45	PASS
		25	0		22.47	-1.13	19.19	7.00	38.45	PASS
		1	0	16QAM	22.70	-1.13	19.42	7.00	38.45	PASS
		1	12		22.66	-1.13	19.38	7.00	38.45	PASS
		1	24		22.72	-1.13	19.44	7.00	38.45	PASS
		12	0		21.96	-1.13	18.68	7.00	38.45	PASS
		12	6		21.52	-1.13	18.24	7.00	38.45	PASS
		12	11		21.59	-1.13	18.31	7.00	38.45	PASS
		25	0		21.47	-1.13	18.19	7.00	38.45	PASS
	Highest	1	0	QPSK	23.53	-1.13	20.25	7.00	38.45	PASS
		1	12		23.37	-1.13	20.09	7.00	38.45	PASS
		1	24		23.45	-1.13	20.17	7.00	38.45	PASS
		12	0		22.44	-1.13	19.16	7.00	38.45	PASS
		12	6		22.50	-1.13	19.22	7.00	38.45	PASS
		12	11		22.47	-1.13	19.19	7.00	38.45	PASS
		25	0		22.33	-1.13	19.05	7.00	38.45	PASS
		1	0	16QAM	21.95	-1.13	18.67	7.00	38.45	PASS
		1	12		21.94	-1.13	18.66	7.00	38.45	PASS
		1	24		21.96	-1.13	18.68	7.00	38.45	PASS
		12	0		21.56	-1.13	18.28	7.00	38.45	PASS
		12	6		21.88	-1.13	18.60	7.00	38.45	PASS
		12	11		21.83	-1.13	18.55	7.00	38.45	PASS
		25	0		21.83	-1.13	18.55	7.00	38.45	PASS

Radiated Power (ERP) for LTE Band 5 /10M										
BW (MHz)	UL Channel	RB Size	RB offset	Modulation	Conduction AVG Power(dBm)	Ant Gain（dBi）	ERP (dBm)	ERP Limit(W)	ERP Limit(dBm)	Verdict
10	Lowest	1	0	QPSK	23.68	-1.13	20.40	7.00	38.45	PASS
		1	24		23.75	-1.13	20.47	7.00	38.45	PASS
		1	49		23.74	-1.13	20.46	7.00	38.45	PASS
		25	0		22.41	-1.13	19.13	7.00	38.45	PASS
		25	12		22.55	-1.13	19.27	7.00	38.45	PASS
		25	24		22.47	-1.13	19.19	7.00	38.45	PASS
		50	0		22.58	-1.13	19.30	7.00	38.45	PASS
	Middle	1	0	QPSK	23.4	-1.13	20.12	7.00	38.45	PASS
		1	24		23.46	-1.13	20.18	7.00	38.45	PASS
		1	49		23.55	-1.13	20.27	7.00	38.45	PASS
		25	0		22.57	-1.13	19.29	7.00	38.45	PASS
		25	12		22.46	-1.13	19.18	7.00	38.45	PASS
		25	24		22.54	-1.13	19.26	7.00	38.45	PASS
		50	0		22.56	-1.13	19.28	7.00	38.45	PASS
	Highest	1	0	QPSK	23.82	-1.13	20.54	7.00	38.45	PASS
		1	24		23.69	-1.13	20.41	7.00	38.45	PASS
		1	49		23.74	-1.13	20.46	7.00	38.45	PASS
		25	0		22.62	-1.13	19.34	7.00	38.45	PASS
		25	12		22.61	-1.13	19.33	7.00	38.45	PASS
		25	24		22.56	-1.13	19.28	7.00	38.45	PASS
		50	0		22.6	-1.13	19.32	7.00	38.45	PASS

Radiated Power (EIRP) for LTE Band 7 /5M										
BW (MHz)	UL Channel	RB Size	RB offset	Modulation	Conduction AVG Power(dBm)	Ant Gain（dBi）	EIRP (dBm)	EIRP Limit(W)	EIRP Limit(dBm)	Verdict
5	Lowest	1	0	QPSK	21.3	0.61	21.91	2.00	33.01	PASS
		1	12		21.51	0.61	22.12	2.00	33.01	PASS
		1	24		20.92	0.61	21.53	2.00	33.01	PASS
		12	0		21.36	0.61	21.97	2.00	33.01	PASS
		12	6		21.38	0.61	21.99	2.00	33.01	PASS
		12	11		21.16	0.61	21.77	2.00	33.01	PASS
		25	0		21.23	0.61	21.84	2.00	33.01	PASS
		1	0	16QAM	21.35	0.61	21.96	2.00	33.01	PASS
		1	12		21.59	0.61	22.20	2.00	33.01	PASS
		1	24		21.04	0.61	21.65	2.00	33.01	PASS
		12	0		20.55	0.61	21.16	2.00	33.01	PASS
		12	6		20.53	0.61	21.14	2.00	33.01	PASS
		12	11		20.65	0.61	21.26	2.00	33.01	PASS
		25	0		20.76	0.61	21.37	2.00	33.01	PASS
	Middle	1	0	QPSK	23.04	0.61	23.65	2.00	33.01	PASS
		1	12		22.92	0.61	23.53	2.00	33.01	PASS
		1	24		22.56	0.61	23.17	2.00	33.01	PASS
		12	0		21.8	0.61	22.41	2.00	33.01	PASS
		12	6		21.8	0.61	22.41	2.00	33.01	PASS
		12	11		21.86	0.61	22.47	2.00	33.01	PASS
		25	0		21.89	0.61	22.50	2.00	33.01	PASS
		1	0	16QAM	22.37	0.61	22.98	2.00	33.01	PASS
		1	12		22.3	0.61	22.91	2.00	33.01	PASS
		1	24		22.32	0.61	22.93	2.00	33.01	PASS
		12	0		20.85	0.61	21.46	2.00	33.01	PASS
		12	6		20.91	0.61	21.52	2.00	33.01	PASS
		12	11		20.81	0.61	21.42	2.00	33.01	PASS
		25	0		20.84	0.61	21.45	2.00	33.01	PASS
	Highest	1	0	QPSK	21.72	0.61	22.33	2.00	33.01	PASS
		1	12		22.03	0.61	22.64	2.00	33.01	PASS
		1	24		21.44	0.61	22.05	2.00	33.01	PASS
		12	0		21.63	0.61	22.24	2.00	33.01	PASS
		12	6		21.58	0.61	22.19	2.00	33.01	PASS
		12	11		21.59	0.61	22.20	2.00	33.01	PASS
		25	0		21.44	0.61	22.05	2.00	33.01	PASS
		1	0	16QAM	21.66	0.61	22.27	2.00	33.01	PASS
		1	12		21.61	0.61	22.22	2.00	33.01	PASS
		1	24		21.43	0.61	22.04	2.00	33.01	PASS
		12	0		20.68	0.61	21.29	2.00	33.01	PASS
		12	6		20.65	0.61	21.26	2.00	33.01	PASS
		12	11		20.6	0.61	21.21	2.00	33.01	PASS
		25	0		20.53	0.61	21.14	2.00	33.01	PASS

Radiated Power (EIRP) for LTE Band 7 /10M										
BW (MHz)	UL Channel	RB Size	RB offset	Modulation	Conduction AVG Power(dBm)	Ant Gain（dBi）	EIRP (dBm)	EIRP Limit(W)	EIRP Limit(dBm)	Verdict
10	Lowest	1	0	QPSK	21.09	0.61	21.70	2.00	33.01	PASS
		1	24		21	0.61	21.61	2.00	33.01	PASS
		1	49		21.25	0.61	21.86	2.00	33.01	PASS
		25	0		21.04	0.61	21.65	2.00	33.01	PASS
		25	12		21	0.61	21.61	2.00	33.01	PASS
		25	24		21.08	0.61	21.69	2.00	33.01	PASS
		50	0		21.02	0.61	21.63	2.00	33.01	PASS
	Middle	1	0	QPSK	22.87	0.61	23.48	2.00	33.01	PASS
		1	24		22.88	0.61	23.49	2.00	33.01	PASS
		1	49		22.7	0.61	23.31	2.00	33.01	PASS
		25	0		21.95	0.61	22.56	2.00	33.01	PASS
		25	12		21.84	0.61	22.45	2.00	33.01	PASS
		25	24		21.97	0.61	22.58	2.00	33.01	PASS
		50	0		21.84	0.61	22.45	2.00	33.01	PASS
	Highest	1	0	QPSK	21.78	0.61	22.39	2.00	33.01	PASS
		1	24		21.94	0.61	22.55	2.00	33.01	PASS
		1	49		21.93	0.61	22.54	2.00	33.01	PASS
		25	0		21.78	0.61	22.39	2.00	33.01	PASS
		25	12		21.72	0.61	22.33	2.00	33.01	PASS
		25	24		21.56	0.61	22.17	2.00	33.01	PASS
		50	0		21.73	0.61	22.34	2.00	33.01	PASS

Radiated Power (EIRP) for LTE Band 7 /15M										
BW (MHz)	UL Channel	RB Size	RB offset	Modulation	Conduction AVG Power(dBm)	Ant Gain（dBi）	EIRP (dBm)	EIRP Limit(W)	EIRP Limit(dBm)	Verdict
15	Lowest	1	0	QPSK	21.13	0.61	21.74	2.00	33.01	PASS
		1	37		20.8	0.61	21.41	2.00	33.01	PASS
		1	74		21.54	0.61	22.15	2.00	33.01	PASS
		36	0		20.93	0.61	21.54	2.00	33.01	PASS
		36	18		20.82	0.61	21.43	2.00	33.01	PASS
		36	39		21.13	0.61	21.74	2.00	33.01	PASS
		75	0		20.98	0.61	21.59	2.00	33.01	PASS
	Middle	1	0	QPSK	22.85	0.61	23.46	2.00	33.01	PASS
		1	37		22.81	0.61	23.42	2.00	33.01	PASS
		1	74		22.13	0.61	22.74	2.00	33.01	PASS
		36	0		21.97	0.61	22.58	2.00	33.01	PASS
		36	18		21.8	0.61	22.41	2.00	33.01	PASS
		36	39		21.77	0.61	22.38	2.00	33.01	PASS
		75	0		21.83	0.61	22.44	2.00	33.01	PASS
	Highest	1	0	QPSK	21.79	0.61	22.40	2.00	33.01	PASS
		1	37		21.88	0.61	22.49	2.00	33.01	PASS
		1	74		21.67	0.61	22.28	2.00	33.01	PASS
		36	0		21.74	0.61	22.35	2.00	33.01	PASS
		36	18		21.69	0.61	22.30	2.00	33.01	PASS
		36	39		21.68	0.61	22.29	2.00	33.01	PASS
		75	0		21.7	0.61	22.31	2.00	33.01	PASS

Radiated Power (EIRP) for LTE Band 7 /20M										
BW (MHz)	UL Channel	RB Size	RB offset	Modulation	Conduction AVG Power(dBm)	Ant Gain（dBi）	EIRP (dBm)	EIRP Limit(W)	EIRP Limit(dBm)	Verdict
20	Lowest	1	0	QPSK	21.06	0.61	21.67	2.00	33.01	PASS
		1	49		20.84	0.61	21.45	2.00	33.01	PASS
		1	99		22.64	0.61	23.25	2.00	33.01	PASS
		50	0		20.73	0.61	21.34	2.00	33.01	PASS
		50	24		20.94	0.61	21.55	2.00	33.01	PASS
		50	49		21.61	0.61	22.22	2.00	33.01	PASS
		100	0		21.26	0.61	21.87	2.00	33.01	PASS
	Middle	1	0	QPSK	22.98	0.61	23.59	2.00	33.01	PASS
		1	49		22.76	0.61	23.37	2.00	33.01	PASS
		1	99		22.59	0.61	23.20	2.00	33.01	PASS
		50	0		21.95	0.61	22.56	2.00	33.01	PASS
		50	24		21.84	0.61	22.45	2.00	33.01	PASS
		50	49		21.93	0.61	22.54	2.00	33.01	PASS
		100	0		21.9	0.61	22.51	2.00	33.01	PASS
	Highest	1	0	QPSK	21.65	0.61	22.26	2.00	33.01	PASS
		1	49		21.77	0.61	22.38	2.00	33.01	PASS
		1	99		22.21	0.61	22.82	2.00	33.01	PASS
		50	0		21.59	0.61	22.20	2.00	33.01	PASS
		50	24		21.77	0.61	22.38	2.00	33.01	PASS
		50	49		21.79	0.61	22.40	2.00	33.01	PASS
		100	0		21.59	0.61	22.20	2.00	33.01	PASS

5.2 PEAK TO AVERAGE RATIO

TEST OVERVIEW

According to §24.232(d), power measurements for transmissions by stations authorized under this section may be made either in accordance with a commission-approved average power technique or in compliance with paragraph (e) of this section. In both instances, equipment employed must be authorized in accordance with the provisions of §24.51. In measuring transmissions in this band using an average power technique, the peak-to-average ratio (PAR) of the transmission may not exceed 13 db.

TEST PROCEDURES

1. The testing follows FCC KDB 971168 v03r01 section.

2. The eut was connected to the peak and av system simulator& spectrum analyzer.

3. Select lowest, middle, and highest channels for each band and different modulation.

4. Set the test probe and measure average power of the spectrum analysis,

TEST SETUP

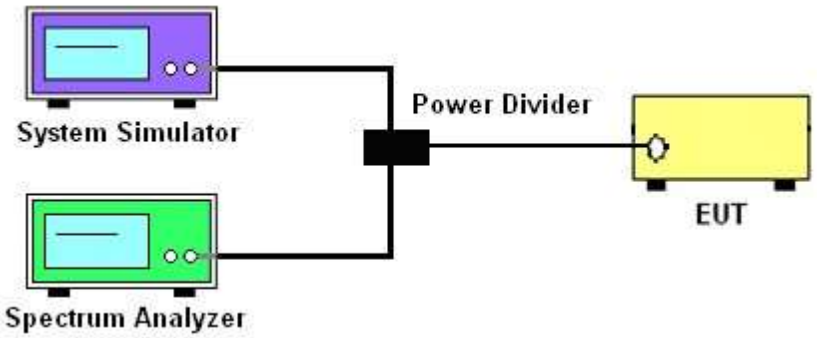

TEST RESULT

Note: The test data please reference to attachment “STS2407052W02_Appendix GSM” , “STS2407052W02_Appendix WCDMA” and “STS2407052W02_Appendix LTE”.

5.3 OCCUPIED BANDWIDTH

TEST OVERVIEW

The occupied bandwidth, that is the frequency bandwidth such that, below its lower and above its upper frequency limits, the mean powers radiated are each equal to 0.5 percent of the total mean power radiated by a given emission shall be measured.

The 26 dB emission bandwidth is defined as the frequency range between two points, one above and one below the carrier frequency, at which the spectral density of the emission is attenuated 26 dB below the maximum in-band spectral density of the modulated signal. Spectral density (power per unit bandwidth) is to be measured with a detector of resolution bandwidth equal to approximately 1.0% of the emission bandwidth.

All modes of operation were investigated and the worst case configuration results are reported in this section.

TEST PROCEDURE

1. The signal analyzer's automatic bandwidth measurement capability was used to perform the 99% occupied bandwidth and the 26dB bandwidth. The bandwidth measurement was not influenced by any intermediate power nulls in the fundamental emission.
2. RBW = 1 – 5% of the expected OBW
3. VBW ≥ 3 x RBW
4. Detector = Peak
5. Trace mode = max hold
6. Sweep = auto couple
7. The trace was allowed to stabilize
8. If necessary, steps 2 – 7 were repeated after changing the RBW such that it would be within 1 – 5% of the 99% occupied bandwidth observed in Step 7

TEST SETUP

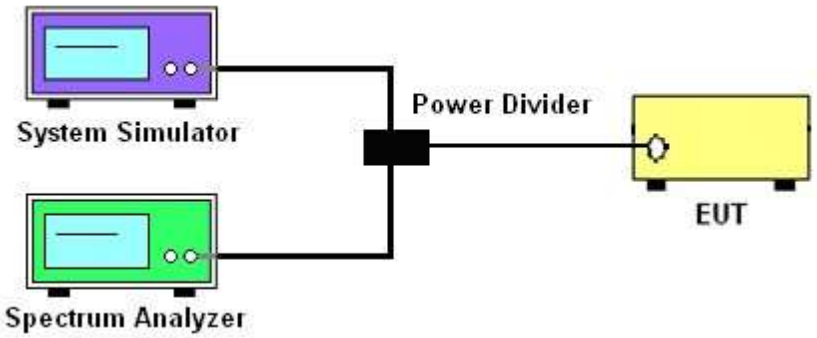

TEST RESULT

Note: The test data please reference to attachment "STS2407052W02_Appendix GSM" , "STS2407052W02_Appendix WCDMA" and "STS2407052W02_Appendix LTE".

5.4 FREQUENCY STABILITY

TEST OVERVIEW

Frequency stability testing is performed in accordance with the guidelines of ANSI C63.26 2015. The frequency stability of the transmitter is measured by:

a.) Temperature: The temperature is varied from -30°C to +50°C in 10°C increments using an environmental chamber.

b.) Primary Supply Voltage: The primary supply voltage is varied from 85% to 115% of the nominal value for non hand-carried battery and AC powered equipment. For hand-carried, battery-powered equipment, primary supply voltage is reduced to the battery operating end point which shall be specified by the manufacturer.

For Part 22, the frequency stability of the transmitter shall be maintained within ±0.00025% (±2.5 ppm) of the center frequency. For Part 24 the frequency stability shall be sufficient to ensure that the fundamental emission stays within the authorized frequency block.

TEST PROCEDURE

Temperature Variation

1. The testing follows FCC KDB 971168 D01 section 9.0
2. The EUT was set up in the thermal chamber and connected with the system simulator.
3. With power OFF, the temperature was decreased to -30°C and the EUT was stabilized before testing. Power was applied and the maximum change in frequency was recorded within one minute.
4. With power OFF, the temperature was raised in 10°C steps up to 50°C. The EUT was stabilized at each step for at least half an hour. Power was applied and the maximum frequency change was recorded within one minute.

Voltage Variation

1. The testing follows FCC KDB 971168 D01 Section 9.0.
2. The EUT was placed in a temperature chamber at 25±5° C and connected with the system simulator.
3. The power supply voltage to the EUT was varied from 85% to 115% of the nominal value measured at the input to the EUT.
4. The variation in frequency was measured for the worst case.

TEST SETUP

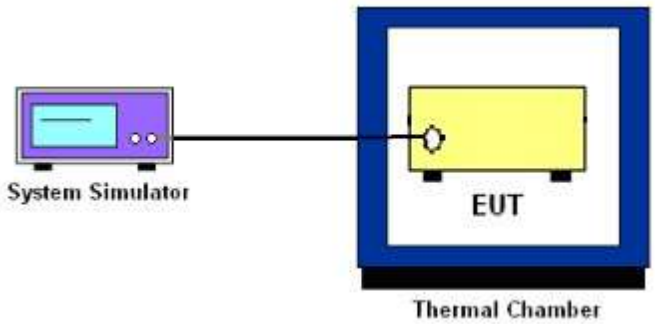

TEST RESULT

GSM 850 /836.6MHz					
Temperature (°C)	Voltage (Volt)	Freq. Dev. (Hz)	Freq. Dev. (ppm)	Limit	Result
50	Normal Voltage	28.52	0.034	2.5ppm	PASS
40		23.90	0.029		
30		30.32	0.036		
20		15.01	0.018		
10		16.69	0.020		
0		35.44	0.042		
-10		12.00	0.014		
-20		13.55	0.016		
-30		27.79	0.033		
20	Maximum Voltage	18.21	0.022		
20	BEP	14.21	0.017		

GPRS 850 /836.6MHz					
Temperature (°C)	Voltage (Volt)	Freq. Dev. (Hz)	Freq. Dev. (ppm)	Limit	Result
50	Normal Voltage	12.17	0.015	2.5ppm	PASS
40		22.70	0.027		
30		20.51	0.025		
20		12.37	0.015		
10		35.12	0.042		
0		24.36	0.029		
-10		11.82	0.014		
-20		16.99	0.020		
-30		22.97	0.027		
20	Maximum Voltage	32.76	0.039		
20	BEP	34.02	0.041		

EGPRS 850 /836.6MHz					
Temperature (°C)	Voltage (Volt)	Freq. Dev. (Hz)	Freq. Dev. (ppm)	Limit	Result
50	Normal Voltage	33.54	0.040	2.5ppm	PASS
40		21.52	0.026		
30		31.43	0.038		
20		35.68	0.043		
10		27.19	0.033		
0		28.97	0.035		
-10		16.56	0.020		
-20		15.05	0.018		
-30		36.17	0.043		
20	Maximum Voltage	14.21	0.017		
20	BEP	31.79	0.038		

GSM 1900 / 1880MHz					
Temperature (°C)	Voltage (Volt)	Freq. Dev. (Hz)	Freq. Dev. (ppm)	Limit	Result
50	Normal Voltage	13.16	0.007	Within Authorized Band	PASS
40		23.37	0.012		
30		24.53	0.013		
20		36.07	0.019		
10		13.27	0.007		
0		29.91	0.016		
-10		32.76	0.017		
-20		27.75	0.015		
-30		15.24	0.008		
20	Maximum Voltage	17.71	0.009		
20	BEP	16.73	0.009		

GPRS 1900 / 1880MHz					
Temperature (°C)	Voltage (Volt)	Freq. Dev. (Hz)	Freq. Dev. (ppm)	Limit	Result
50	Normal Voltage	27.51	0.015	Within Authorized Band	PASS
40		33.56	0.018		
30		17.85	0.009		
20		23.96	0.013		
10		31.91	0.017		
0		32.95	0.018		
-10		26.16	0.014		
-20		29.08	0.015		
-30		36.06	0.019		
20	Maximum Voltage	26.79	0.014		
20	BEP	35.87	0.019		

EGPRS 1900 / 1880MHz					
Temperature (°C)	Voltage (Volt)	Freq. Dev. (Hz)	Freq. Dev. (ppm)	Limit	Result
50	Normal Voltage	26.47	0.014	Within Authorized Band	PASS
40		31.34	0.017		
30		34.17	0.018		
20		33.13	0.018		
10		11.59	0.006		
0		26.91	0.014		
-10		24.84	0.013		
-20		16.94	0.009		
-30		32.93	0.018		
20	Maximum Voltage	17.64	0.009		
20	BEP	26.89	0.014		

UMTS Band 2 /1880MHz					
Temperature (°C)	Voltage (Volt)	Freq. Dev. (Hz)	Freq. Dev. (ppm)	Limit	Result
50	Normal Voltage	29.28	0.016	Within Authorized Band	PASS
40		33.04	0.018		
30		18.58	0.010		
20		17.30	0.009		
10		29.55	0.016		
0		25.57	0.014		
-10		14.89	0.008		
-20		22.21	0.012		
-30		23.68	0.013		
20	Maximum Voltage	35.64	0.019		
20	BEP	29.23	0.016		

HSDPA Band 2 /1880MHz					
Temperature (°C)	Voltage (Volt)	Freq. Dev. (Hz)	Freq. Dev. (ppm)	Limit	Result
50	Normal Voltage	11.58	0.006	Within Authorized Band	PASS
40		29.12	0.015		
30		21.65	0.012		
20		17.04	0.009		
10		20.39	0.011		
0		34.41	0.018		
-10		11.77	0.006		
-20		24.41	0.013		
-30		32.37	0.017		
20	Maximum Voltage	16.18	0.009		
20	BEP	29.23	0.016		

HSUPA Band 2 /1880MHz					
Temperature (°C)	Voltage (Volt)	Freq. Dev. (Hz)	Freq. Dev. (ppm)	Limit	Result
50	Normal Voltage	13.09	0.007	Within Authorized Band	PASS
40		17.97	0.010		
30		13.83	0.007		
20		28.94	0.015		
10		30.47	0.016		
0		27.06	0.014		
-10		20.26	0.011		
-20		22.91	0.012		
-30		21.45	0.011		
20	Maximum Voltage	36.38	0.019		
20	BEP	13.44	0.007		

UMTS Band 5 / 836.4MHz					
Temperature (°C)	Voltage	Freq. Dev.	Freq. Dev.	Limit	Result
	(Volt)	(Hz)	(ppm)		
50	Normal Voltage	32.45	0.039	2.5ppm	PASS
40		15.88	0.019		
30		34.63	0.041		
20		27.68	0.033		
10		17.32	0.021		
0		19.29	0.023		
-10		18.40	0.022		
-20		31.41	0.038		
-30		21.16	0.025		
20	Maximum Voltage	12.55	0.015		
20	BEP	22.80	0.027		

HSDPA Band 5 / 836.4MHz					
Temperature (°C)	Voltage	Freq. Dev.	Freq. Dev.	Limit	Result
	(Volt)	(Hz)	(ppm)		
50	Normal Voltage	15.01	0.018	2.5ppm	PASS
40		25.99	0.031		
30		22.60	0.027		
20		24.13	0.029		
10		18.33	0.022		
0		16.56	0.020		
-10		15.32	0.018		
-20		26.98	0.032		
-30		22.69	0.027		
20	Maximum Voltage	23.35	0.028		
20	BEP	33.36	0.040		

HSUPA Band 5 / 836.4MHz					
Temperature (°C)	Voltage	Freq. Dev.	Freq. Dev.	Limit	Result
	(Volt)	(Hz)	(ppm)		
50	Normal Voltage	13.06	0.016	2.5ppm	PASS
40		31.61	0.038		
30		34.31	0.041		
20		13.68	0.016		
10		29.42	0.035		
0		25.46	0.030		
-10		14.40	0.017		
-20		30.33	0.036		
-30		33.85	0.040		
20	Maximum Voltage	27.23	0.033		
20	BEP	27.63	0.033		

UMTS Band 4 /1740MHz					
Temperature (°C)	Voltage (Volt)	Freq. Dev. (Hz)	Freq. Dev. (ppm)	Limit	Result
50	Normal Voltage	35.51	0.019	Within Authorized Band	PASS
40		24.30	0.013		
30		15.13	0.008		
20		29.79	0.016		
10		26.15	0.014		
0		17.78	0.009		
-10		17.85	0.009		
-20		30.95	0.016		
-30		32.27	0.017		
20	Maximum Voltage	29.81	0.016		
20	BEP	28.74	0.015		

HSDPA Band 4 /1740MHz					
Temperature (°C)	Voltage (Volt)	Freq. Dev. (Hz)	Freq. Dev. (ppm)	Limit	Result
50	Normal Voltage	33.04	0.018	Within Authorized Band	PASS
40		15.10	0.008		
30		31.46	0.017		
20		25.09	0.013		
10		18.89	0.010		
0		26.31	0.014		
-10		34.93	0.019		
-20		13.29	0.007		
-30		23.02	0.012		
20	Maximum Voltage	21.66	0.012		
20	BEP	11.78	0.006		

HSUPA Band 4 /1740MHz					
Temperature (°C)	Voltage (Volt)	Freq. Dev. (Hz)	Freq. Dev. (ppm)	Limit	Result
50	Normal Voltage	25.02	0.013	Within Authorized Band	PASS
40		22.51	0.012		
30		20.12	0.011		
20		25.70	0.014		
10		31.61	0.017		
0		24.69	0.013		
-10		27.50	0.015		
-20		32.86	0.017		
-30		13.73	0.007		
20	Maximum Voltage	13.00	0.007		
20	BEP	15.20	0.008		

LTE Band 2 (QPSK) / 1880MHz / BW10M					
Temperature (°C)	Voltage	Freq. Dev.	Freq. Dev.	Limit	Result
	(Volt)	(Hz)	(ppm)		
50	Normal Voltage	31.38	0.017	2.5ppm	PASS
40		32.33	0.017		
30		24.78	0.013		
20		32.49	0.017		
10		30.93	0.016		
0		35.32	0.019		
-10		14.63	0.008		
-20		11.54	0.006		
-30		13.15	0.007		
20	Maximum Voltage	13.23	0.007		
20	BEP	31.44	0.017		

LTE Band 2 (QPSK) / 1880MHz / BW20M					
Temperature (°C)	Voltage	Freq. Dev.	Freq. Dev.	Limit	Result
	(Volt)	(Hz)	(ppm)		
50	Normal Voltage	27.30	0.015	2.5ppm	PASS
40		27.87	0.015		
30		21.91	0.012		
20		33.10	0.018		
10		28.56	0.015		
0		15.83	0.008		
-10		15.17	0.008		
-20		11.89	0.006		
-30		26.84	0.014		
20	Maximum Voltage	31.25	0.017		
20	BEP	22.09	0.012		

LTE Band 4 (QPSK) / 1733MHz / BW10M					
Temperature (°C)	Voltage	Freq. Dev.	Freq. Dev.	Limit	Result
	(Volt)	(Hz)	(ppm)		
50	Normal Voltage	18.72	0.011	2.5ppm	PASS
40		31.22	0.018		
30		16.94	0.010		
20		12.23	0.007		
10		29.33	0.017		
0		13.00	0.008		
-10		16.87	0.010		
-20		26.48	0.015		
-30		19.49	0.011		
20	Maximum Voltage	23.67	0.014		
20	BEP	14.59	0.008		

LTE Band 4 (QPSK) / 1733MHz / BW20M					
Temperature (°C)	Voltage	Freq. Dev.	Freq. Dev.	Limit	Result
	(Volt)	(Hz)	(ppm)		
50	Normal Voltage	32.46	0.019	2.5ppm	PASS
40		34.31	0.020		
30		32.12	0.019		
20		26.67	0.015		
10		33.14	0.019		
0		21.25	0.012		
-10		34.03	0.020		
-20		26.31	0.015		
-30		23.06	0.013		
20	Maximum Voltage	23.03	0.013		
20	BEP	35.22	0.020		

LTE Band 5 (QPSK) / 836.5MHz / BW5M					
Temperature (°C)	Voltage	Freq. Dev.	Freq. Dev.	Limit	Result
	(Volt)	(Hz)	(ppm)		
50	Normal Voltage	21.44	0.030	2.5ppm	PASS
40		25.72	0.036		
30		25.99	0.037		
20		30.20	0.043		
10		28.61	0.040		
0		18.55	0.026		
-10		32.45	0.005		
-20		29.64	0.042		
-30		14.71	0.021		
20	Maximum Voltage	23.42	0.033		
20	BEP	16.28	0.023		

LTE Band 5 (QPSK) / 836.5MHz / BW10M					
Temperature (°C)	Voltage	Freq. Dev.	Freq. Dev.	Limit	Result
	(Volt)	(Hz)	(ppm)		
50	Normal Voltage	11.78	0.017	2.5ppm	PASS
40		14.18	0.020		
30		27.76	0.039		
20		28.81	0.041		
10		32.42	0.046		
0		25.24	0.036		
-10		17.87	0.003		
-20		15.50	0.022		
-30		19.71	0.028		
20	Maximum Voltage	35.98	0.051		
20	BEP	21.27	0.030		

LTE Band 7 (QPSK) / 2535MHz / BW10M					
Temperature (°C)	Voltage	Freq. Dev.	Freq. Dev.	Limit	Result
	(Volt)	(Hz)	(ppm)		
50	Normal Voltage	23.70	0.009	2.5ppm	PASS
40		23.18	0.009		
30		27.54	0.011		
20		20.94	0.008		
10		27.11	0.011		
0		29.24	0.012		
-10		28.82	0.011		
-20		34.42	0.014		
-30		32.85	0.013		
20	Maximum Voltage	19.05	0.008		
20	BEP	35.19	0.014		

LTE Band 7 (QPSK) / 2535MHz / BW20M					
Temperature (°C)	Voltage	Freq. Dev.	Freq. Dev.	Limit	Result
	(Volt)	(Hz)	(ppm)		
50	Normal Voltage	22.21	0.009	2.5ppm	PASS
40		24.43	0.010		
30		29.46	0.012		
20		35.07	0.014		
10		17.18	0.007		
0		28.85	0.011		
-10		32.28	0.013		
-20		23.10	0.009		
-30		14.62	0.006		
20	Maximum Voltage	21.39	0.008		
20	BEP	29.08	0.011		

5.5 SPURIOUS EMISSIONS AT ANTENNA TERMINALS

TEST OVERVIEW

The power of any emission outside of the authorized operating frequency ranges must be lower than the transmitter power (P) by a factor of at least 43 + 10 log (P) dB.

For Band 7:

The power of any emission outside of the authorized operating frequency ranges must be lower than the transmitter power (P) by a factor of at least 55 + 10 log (P) dB.

It is measured by means of a calibrated spectrum analyzer and scanned from 30 MHz up to a frequency including its 10th harmonic.

TEST PROCEDURE

1. The testing FCC KDB 971168 D01 v03r01 Section 6.0. and ANSI C63.26-2015-Section 5.7.
2. The EUT was connected to the spectrum analyzer and system simulator via a power divider.
3. The RF output of EUT was connected to the spectrum analyzer by an RF cable and attenuator. The path loss was compensated to the results for each measurement.
4. The middle channel for the highest RF power within the transmitting frequency was measured.
5. The conducted spurious emission for the whole frequency range was taken.
6. The RF fundamental frequency should be excluded against the limit line in the operating frequency band.
7. The limit line is derived from 43 + 10log(P) dB below the transmitter power P(Watts)

= P(W) - [43 + 10log(P)] (dB)

= [30 + 10log(P)] (dBm) - [43 + 10log(P)] (dB)

= -13dBm.

TEST SETUP

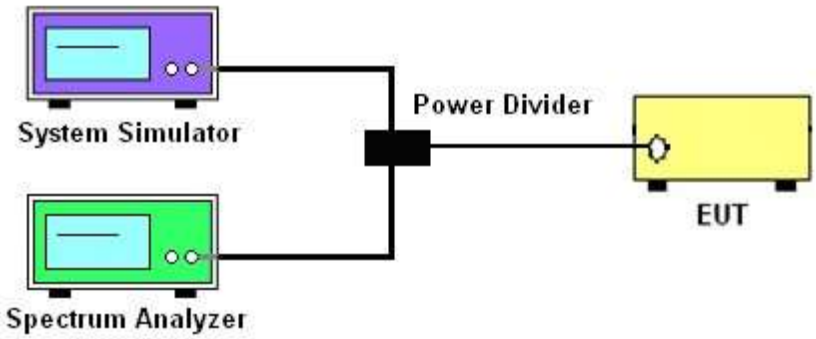

TEST RESULT

Note: The test data please reference to attachment “STS2407052W02_Appendix GSM” , “STS2407052W02_Appendix WCDMA” and “STS2407052W02_Appendix LTE”.

5.6 BAND EDGE

TEST OVERVIEW

1. §22.917(a)

For operations in the 824 – 849 MHz band, the FCC limit is 43 + 10log10(P[Watts]) dB below the transmitter power P(Watts) in a 100kHz bandwidth. However, in the 1MHz bands immediately outside and adjacent to the licensee's frequency block, a resolution bandwidth of at least one percent of the emission bandwidth of the fundamental emission of the transmitter may be employed.

2. §24.238 (a)

For operations in the 1850-1910 and 1930-1990 MHz band, the FCC limit is 43 + 10log10(P[Watts]) dB below the transmitter power P(Watts) in a 1MHz bandwidth. However, in the 1 MHz bands immediately outside and adjacent to the frequency block a resolution bandwidth of at least one percent of the emission bandwidth of the fundamental emission of the transmitter may be employed

3. §27.53 (h)

For operations in the 1710 – 1755 MHz band, the FCC limit is 43 + 10log10(P[Watts]) dB below the transmitter power P(Watts) in a 1 MHz bandwidth. However, in the 1MHz bands immediately outside and adjacent to the licensee's frequency block, a resolution bandwidth of at least one percent of the emission bandwidth of the fundamental emission of the transmitter may be employed.

4. §27.53(m)(4)

For operations in the 2500 MHz ~ 2570 MHz band this section, the attenuation factor shall be not less than 40 + 10 log (P) dB on all frequencies between the channel edge and 5 megahertz from the channel edge, 43 + 10 log (P) dB on all frequencies between 5 megahertz and X megahertz from the channel edge, and 55 + 10 log (P) dB on all frequencies more than X megahertz from the channel edge, where X is the greater of 6 megahertz or the actual emission bandwidth as defined in paragraph (m)(6) of this section. In addition, the attenuation factor shall not be less that 43 + 10 log (P) dB on all frequencies between 2490.5 MHzand 2496 MHz and 55 + 10 log (P) dB at or below 2490.5 MHz. Mobile Satellite Service licenseesoperating on frequencies below 2495 MHz may also submit a documented interference complaintagainst BRS licensees operating on channel BRS Channel 1 on the same terms and conditions as adjacent channel BRS or EBS licensees.

5. §27.53 (g)

For operations in the 698 -746 MHz band, the FCC limit is 43 + 10log10(P[Watts]) dB below the transmitter power P(Watts) in a 100 kHz bandwidth. However, in the 100 kilohertz bands immediately outside and adjacent to a licensee's frequency block, a resolution bandwidth of at least 30 kHz may be employed.

TEST PROCEDURE

1. The testing FCC KDB 971168 D01 v03r01 Section 6.0 and ANSI C63.26-2015-Section 5.7

2. Start and stop frequency were set such that the band edge would be placed in the center of the Plot.

3. The EUT was connected to the spectrum analyzer and system simulator via a power divider.

4. The RF output of EUT was connected to the spectrum analyzer by an RF cable and attenuator.

The path loss was compensated to the results for each measurement.

5. The band edges of low and high channels for the highest RF powers were measured.

6. The RF fundamental frequency should be excluded against the limit line in the operating frequency band.

7.The limit line is derived from 43 + 10log(P) dB below the transmitter power P(Watts)

= P(W) - [43 + 10log(P)] (dB)

= [30 + 10log(P)] (dBm) - [43 + 10log(P)] (dB)

= -13dBm.

Band 7:

= P(W)- [55 + 10log(P)] (dB)

= [30 + 10log(P)] (dBm) - [55 + 10log(P)] (dB)

= -25dBm.

TEST SETUP

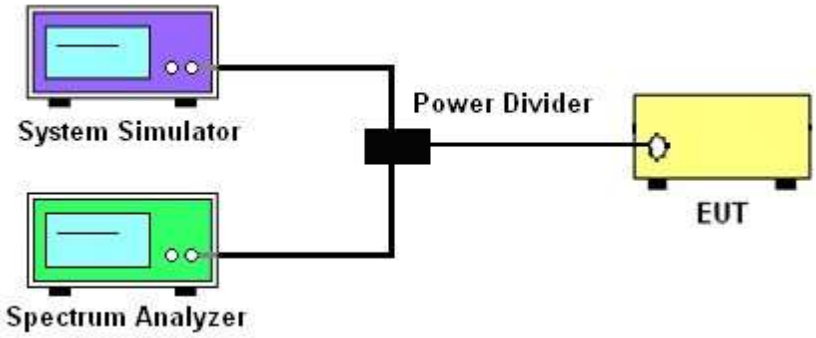

TEST RESULT

Note: The test data please reference to attachment “STS2407052W02_Appendix GSM” , “STS2407052W02_Appendix WCDMA” and “STS2407052W02_Appendix LTE”.

5.7 FIELD STRENGTH OF SPURIOUS RADIATION MEASUREMENT

TEST OVERVIEW

Radiated spurious emissions measurements are performed using the substitution method described in ANSI C63.26-2015 with the EUT transmitting into an integral antenna. Measurements on signalsoperating below 1GHz are performed using horizontally and vertically polarized tuned dipole antennas.Measurements on signals operating above 1GHz are performed using vertically and horizontally polarizedhorn antennas. All measurements are performed as peak measurements while the EUT isoperating at maximum power and at the appropriate frequencies.

It is measured by means of a calibrated spectrum analyzer and scanned from 30 MHz up to a frequency including its 10th harmonic.

TEST PROCEDURE

1. The testing FCC KDB 971168 D01 Section 5.8 and ANSI C63.26-2015-Section 5.5.
2. RBW = 100kHz for emissions below 1GHz and 1MHz for emissions above 1GHz
3. VBW ≥ 3 x RBW
4. Span = 1.5 times the OBW
5.No. of sweep points > 2 x span/RBW
6. Detector = Peak
7. Trace mode = max hold
8. The trace was allowed to stabilize
9. Effective Isotropic Spurious Radiation was measured by substitution method according to TIA/EIA-603-D. The EUT was replaced by the substitution antenna at same location, and then a known power from S.G. was applied into the dipole antenna through a Tx cable, and then recorded the maximum Analyzer reading through raised and lowered the test antenna.
PMea=S.G Level+ Ant-Cable loss; Margin=PMea-Limit.

TEST SETUP

For radiated test from 30MHz to 1GHz

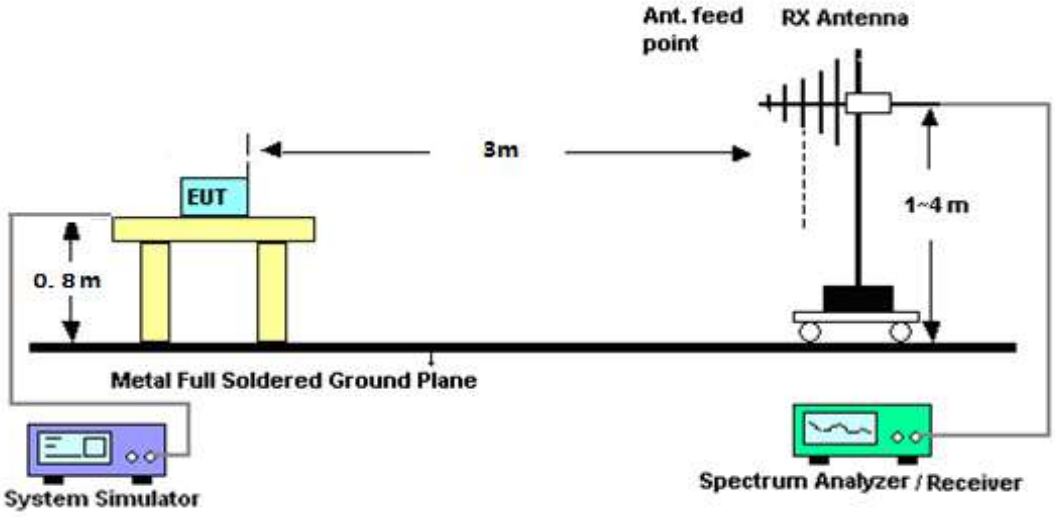

For radiated test from above 1GHz

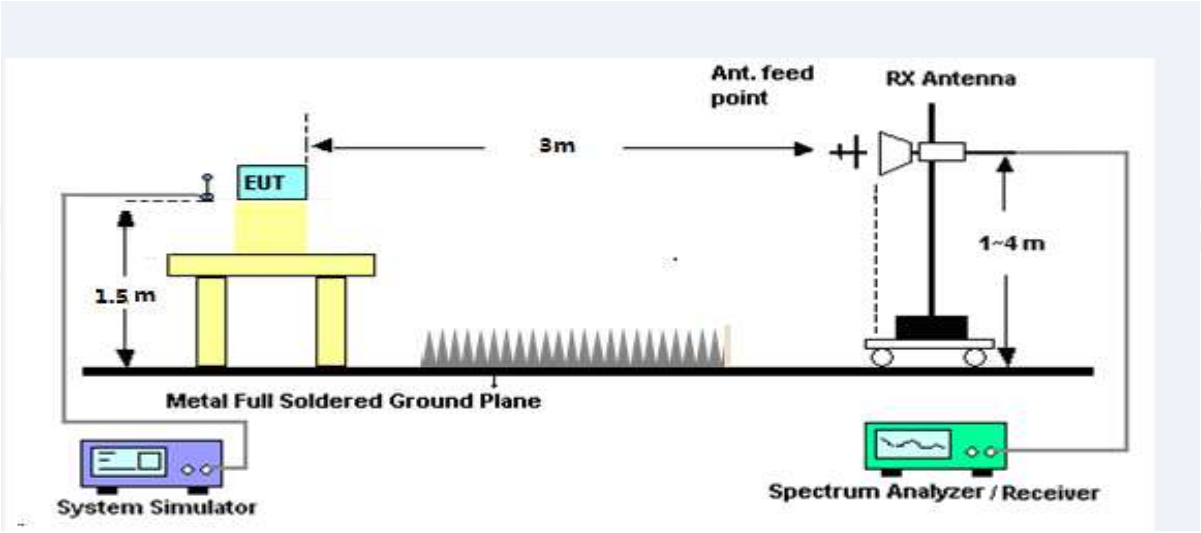

TEST RESULT

Note: (1) Spurious emissions which are attenuated by more than 20dB below the permissible value for frequeny below 1000MHz.

(2) Above 3.5GHz amplitude of spurious emissions which are attenuated by more than 20dB below the permissible value

(3)Test is divided into three directions, X/Y/Z. X pattern for the worst.

GSM 850: (30-9000)MHz							
The Worst Test Results Channel 128/824.2 MHz							
Frequency(MHz)	S G.Lev (dBm)	Ant(dBi)	Loss	PMea (dBm)	Limit （dBm）	Margin (dBm)	Polarity
1648.32	-40.59	9.40	4.75	-35.94	-13.00	-22.94	H
2472.63	-39.53	10.60	8.39	-37.32	-13.00	-24.32	H
3296.75	-31.64	12.00	11.79	-31.43	-13.00	-18.43	H
1648.32	-43.83	9.40	4.75	-39.18	-13.00	-26.18	V
2472.63	-45.03	10.60	8.39	-42.82	-13.00	-29.82	V
3296.75	-42.69	12.00	11.79	-42.48	-13.00	-29.48	V
The Worst Test Results Channel 190/836.6 MHz							
Frequency(MHz)	S G.Lev (dBm)	Ant(dBi)	Loss	PMea (dBm)	Limit （dBm）	Margin (dBm)	Polarity
1673.27	-41.00	9.50	4.76	-36.26	-13.00	-23.26	H
2509.61	-40.01	10.70	8.40	-37.71	-13.00	-24.71	H
3346.27	-32.12	12.20	11.80	-31.72	-13.00	-18.72	H
1673.27	-43.73	9.40	4.75	-39.08	-13.00	-26.08	V
2509.61	-44.04	10.60	8.39	-41.83	-13.00	-28.83	V
3346.27	-43.96	12.20	11.82	-43.58	-13.00	-30.58	V
The Worst Test Results Channel 251/848.8 MHz							
Frequency(MHz)	S G.Lev (dBm)	Ant(dBi)	Loss	PMea (dBm)	Limit （dBm）	Margin (dBm)	Polarity
1697.62	-41.52	9.60	4.77	-36.69	-13.00	-23.69	H
2546.19	-40.49	10.80	8.50	-38.19	-13.00	-25.19	H
3394.89	-31.16	12.50	11.90	-30.56	-13.00	-17.56	H
1697.62	-43.39	9.60	4.77	-38.56	-13.00	-25.56	V
2546.19	-45.41	10.80	8.50	-43.11	-13.00	-30.11	V
3394.89	-42.64	12.50	11.90	-42.04	-13.00	-29.04	V

GPRS 850: (30-9000)MHz							
The Worst Test Results Channel 128/824.2 MHz							
Frequency(MHz)	S G.Lev (dBm)	Ant(dBi)	Loss	PMea (dBm)	Limit （dBm）	Margin (dBm)	Polarity
1648.22	-40.81	9.40	4.75	-36.16	-13.00	-23.16	H
2472.65	-39.17	10.60	8.39	-36.96	-13.00	-23.96	H
3296.91	-30.98	12.00	11.79	-30.77	-13.00	-17.77	H
1648.22	-44.59	9.40	4.75	-39.94	-13.00	-26.94	V
2472.65	-45.17	10.60	8.39	-42.96	-13.00	-29.96	V
3296.91	-43.02	12.00	11.79	-42.81	-13.00	-29.81	V
The Worst Test Results Channel 190/836.6 MHz							
Frequency(MHz)	S G.Lev (dBm)	Ant(dBi)	Loss	PMea (dBm)	Limit （dBm）	Margin (dBm)	Polarity
1672.95	-41.44	9.50	4.76	-36.70	-13.00	-23.70	H
2509.53	-39.62	10.70	8.40	-37.32	-13.00	-24.32	H
3346.06	-32.12	12.20	11.80	-31.72	-13.00	-18.72	H
1672.95	-43.14	9.40	4.75	-38.49	-13.00	-25.49	V
2509.53	-43.95	10.60	8.39	-41.74	-13.00	-28.74	V
3346.06	-43.75	12.20	11.82	-43.37	-13.00	-30.37	V
The Worst Test Results Channel 251/848.8 MHz							
Frequency(MHz)	S G.Lev (dBm)	Ant(dBi)	Loss	PMea (dBm)	Limit （dBm）	Margin (dBm)	Polarity
1697.34	-40.25	9.60	4.77	-35.42	-13.00	-22.42	H
2546.41	-39.37	10.80	8.50	-37.07	-13.00	-24.07	H
3394.96	-31.48	12.50	11.90	-30.88	-13.00	-17.88	H
1697.34	-43.60	9.60	4.77	-38.77	-13.00	-25.77	V
2546.41	-44.99	10.80	8.50	-42.69	-13.00	-29.69	V
3394.96	-43.83	12.50	11.90	-43.23	-13.00	-30.23	V

EGPRS 850: (30-9000)MHz							
The Worst Test Results Channel 128/824.2 MHz							
Frequency(MHz)	S G.Lev (dBm)	Ant(dBi)	Loss	PMea (dBm)	Limit （dBm）	Margin (dBm)	Polarity
1648.40	-41.25	9.40	4.75	-36.60	-13.00	-23.60	H
2472.35	-40.59	10.60	8.39	-38.38	-13.00	-25.38	H
3296.53	-31.61	12.00	11.79	-31.40	-13.00	-18.40	H
1648.40	-44.07	9.40	4.75	-39.42	-13.00	-26.42	V
2472.35	-44.43	10.60	8.39	-42.22	-13.00	-29.22	V
3296.53	-42.52	12.00	11.79	-42.31	-13.00	-29.31	V
The Worst Test Results Channel 190/836.6 MHz							
Frequency(MHz)	S G.Lev (dBm)	Ant(dBi)	Loss	PMea (dBm)	Limit （dBm）	Margin (dBm)	Polarity
1672.87	-41.28	9.50	4.76	-36.54	-13.00	-23.54	H
2509.79	-39.77	10.70	8.40	-37.47	-13.00	-24.47	H
3346.32	-31.46	12.20	11.80	-31.06	-13.00	-18.06	H
1672.87	-43.55	9.40	4.75	-38.90	-13.00	-25.90	V
2509.79	-44.83	10.60	8.39	-42.62	-13.00	-29.62	V
3346.32	-43.09	12.20	11.82	-42.71	-13.00	-29.71	V
The Worst Test Results Channel 251/848.8 MHz							
Frequency(MHz)	S G.Lev (dBm)	Ant(dBi)	Loss	PMea (dBm)	Limit （dBm）	Margin (dBm)	Polarity
1697.32	-41.17	9.60	4.77	-36.34	-13.00	-23.34	H
2546.44	-39.37	10.80	8.50	-37.07	-13.00	-24.07	H
3395.15	-30.90	12.50	11.90	-30.30	-13.00	-17.30	H
1697.32	-44.39	9.60	4.77	-39.56	-13.00	-26.56	V
2546.44	-44.08	10.80	8.50	-41.78	-13.00	-28.78	V
3395.15	-43.34	12.50	11.90	-42.74	-13.00	-29.74	V

PCS 1900: (30-20000)MHz							
The Worst Test Results for Channel 512/1850.2MHz							
Frequency(MHz)	S G.Lev (dBm)	Ant(dBi)	Loss	PMea (dBm)	Limit （dBm）	Margin (dBm)	Polarity
3700.09	-33.62	12.60	12.93	-33.95	-13.00	-20.95	H
5550.25	-34.75	13.10	17.11	-38.76	-13.00	-25.76	H
7400.92	-32.78	11.50	22.20	-43.48	-13.00	-30.48	H
3700.09	-35.51	12.60	12.93	-35.84	-13.00	-22.84	V
5550.25	-33.86	13.10	17.11	-37.87	-13.00	-24.87	V
7400.92	-33.08	11.50	22.20	-43.78	-13.00	-30.78	V
The Worst Test Results for Channel 661/1880.0MHz							
Frequency(MHz)	S G.Lev (dBm)	Ant(dBi)	Loss	PMea (dBm)	Limit （dBm）	Margin (dBm)	Polarity
3759.86	-34.29	12.60	12.93	-34.62	-13.00	-21.62	H
5640.10	-34.57	13.10	17.11	-38.58	-13.00	-25.58	H
7520.24	-32.47	11.50	22.20	-43.17	-13.00	-30.17	H
3759.86	-35.41	12.60	12.93	-35.74	-13.00	-22.74	V
5640.10	-34.29	13.10	17.11	-38.30	-13.00	-25.30	V
7520.24	-31.75	11.50	22.20	-42.45	-13.00	-29.45	V
The Worst Test Results for Channel 810/1909.8MHz							
Frequency(MHz)	S G.Lev (dBm)	Ant(dBi)	Loss	PMea (dBm)	Limit （dBm）	Margin (dBm)	Polarity
3819.56	-34.27	12.60	12.93	-34.60	-13.00	-21.60	H
5729.02	-34.52	13.10	17.11	-38.53	-13.00	-25.53	H
7639.00	-33.23	11.50	22.20	-43.93	-13.00	-30.93	H
3819.56	-34.99	12.60	12.93	-35.32	-13.00	-22.32	V
5729.02	-34.39	13.10	17.11	-38.40	-13.00	-25.40	V
7639.00	-32.68	11.50	22.20	-43.38	-13.00	-30.38	V

GPRS1900: (30-20000)MHz							
The Worst Test Results for Channel 512/1850.2MHz							
Frequency(MHz)	S G.Lev (dBm)	Ant(dBi)	Loss	PMea (dBm)	Limit （dBm）	Margin (dBm)	Polarity
3700.24	-34.27	12.60	12.93	-34.60	-13.00	-21.60	H
5550.59	-34.24	13.10	17.11	-38.25	-13.00	-25.25	H
7400.46	-32.31	11.50	22.20	-43.01	-13.00	-30.01	H
3700.24	-35.30	12.60	12.93	-35.63	-13.00	-22.63	V
5550.59	-34.71	13.10	17.11	-38.72	-13.00	-25.72	V
7400.46	-32.45	11.50	22.20	-43.15	-13.00	-30.15	V
The Worst Test Results for Channel 661/1880.0MHz							
Frequency(MHz)	S G.Lev (dBm)	Ant(dBi)	Loss	PMea (dBm)	Limit （dBm）	Margin (dBm)	Polarity
3759.87	-34.85	12.60	12.93	-35.18	-13.00	-22.18	H
5639.98	-34.88	13.10	17.11	-38.89	-13.00	-25.89	H
7519.87	-32.42	11.50	22.20	-43.12	-13.00	-30.12	H
3759.87	-35.94	12.60	12.93	-36.27	-13.00	-23.27	V
5639.98	-34.91	13.10	17.11	-38.92	-13.00	-25.92	V
7519.87	-32.71	11.50	22.20	-43.41	-13.00	-30.41	V
The Worst Test Results for Channel 810/1909.8MHz							
Frequency(MHz)	S G.Lev (dBm)	Ant(dBi)	Loss	PMea (dBm)	Limit （dBm）	Margin (dBm)	Polarity
3819.44	-34.03	12.60	12.93	-34.36	-13.00	-21.36	H
5729.37	-34.34	13.10	17.11	-38.35	-13.00	-25.35	H
7638.83	-32.17	11.50	22.20	-42.87	-13.00	-29.87	H
3819.44	-34.80	12.60	12.93	-35.13	-13.00	-22.13	V
5729.37	-34.33	13.10	17.11	-38.34	-13.00	-25.34	V
7638.83	-33.19	11.50	22.20	-43.89	-13.00	-30.89	V

EGPRS 1900: (30-20000)MHz							
The Worst Test Results for Channel 512/1850.2MHz							
Frequency(MHz)	S G.Lev (dBm)	Ant(dBi)	Loss	PMea (dBm)	Limit （dBm）	Margin (dBm)	Polarity
3700.46	-34.13	12.60	12.93	-34.46	-13.00	-21.46	H
5550.40	-35.43	13.10	17.11	-39.44	-13.00	-26.44	H
7400.68	-33.43	11.50	22.20	-44.13	-13.00	-31.13	H
3700.46	-35.95	12.60	12.93	-36.28	-13.00	-23.28	V
5550.40	-34.74	13.10	17.11	-38.75	-13.00	-25.75	V
7400.68	-33.10	11.50	22.20	-43.80	-13.00	-30.80	V
The Worst Test Results for Channel 661/1880.0MHz							
Frequency(MHz)	S G.Lev (dBm)	Ant(dBi)	Loss	PMea (dBm)	Limit （dBm）	Margin (dBm)	Polarity
3760.23	-33.91	12.60	12.93	-34.24	-13.00	-21.24	H
5640.25	-35.41	13.10	17.11	-39.42	-13.00	-26.42	H
7519.97	-33.61	11.50	22.20	-44.31	-13.00	-31.31	H
3760.23	-34.71	12.60	12.93	-35.04	-13.00	-22.04	V
5640.25	-35.04	13.10	17.11	-39.05	-13.00	-26.05	V
7519.97	-32.18	11.50	22.20	-42.88	-13.00	-29.88	V
The Worst Test Results for Channel 810/1909.8MHz							
Frequency(MHz)	S G.Lev (dBm)	Ant(dBi)	Loss	PMea (dBm)	Limit （dBm）	Margin (dBm)	Polarity
3819.41	-34.30	12.60	12.93	-34.63	-13.00	-21.63	H
5729.13	-34.60	13.10	17.11	-38.61	-13.00	-25.61	H
7638.88	-33.54	11.50	22.20	-44.24	-13.00	-31.24	H
3819.41	-35.40	12.60	12.93	-35.73	-13.00	-22.73	V
5729.13	-34.54	13.10	17.11	-38.55	-13.00	-25.55	V
7638.88	-33.17	11.50	22.20	-43.87	-13.00	-30.87	V

WCDMA Band 2: (30-20000)MHz							
The Worst Test Results for Channel 9262/1852.4MHz							
Frequency(MHz)	S G.Lev (dBm)	Ant(dBi)	Loss	PMea (dBm)	Limit （dBm）	Margin (dBm)	Polarity
3704.25	-33.97	12.60	12.93	-34.30	-13.00	-21.30	H
5557.41	-34.72	13.10	17.11	-38.73	-13.00	-25.73	H
7409.95	-33.14	11.50	22.20	-43.84	-13.00	-30.84	H
3704.25	-34.62	12.60	12.93	-34.95	-13.00	-21.95	V
5557.41	-34.82	13.10	17.11	-38.83	-13.00	-25.83	V
7409.95	-33.17	11.50	22.20	-43.87	-13.00	-30.87	V
The Worst Test Results for Channel 9400/1880MHz							
Frequency(MHz)	S G.Lev (dBm)	Ant(dBi)	Loss	PMea (dBm)	Limit （dBm）	Margin (dBm)	Polarity
3759.91	-33.95	12.60	12.93	-34.28	-13.00	-21.28	H
5640.21	-34.12	13.10	17.11	-38.13	-13.00	-25.13	H
7519.91	-32.55	11.50	22.20	-43.25	-13.00	-30.25	H
3759.91	-35.39	12.60	12.93	-35.72	-13.00	-22.72	V
5640.21	-33.91	13.10	17.11	-37.92	-13.00	-24.92	V
7519.91	-32.41	11.50	22.20	-43.11	-13.00	-30.11	V
The Worst Test Results for Channel 9538/1907.6MHz							
Frequency(MHz)	S G.Lev (dBm)	Ant(dBi)	Loss	PMea (dBm)	Limit （dBm）	Margin (dBm)	Polarity
3815.44	-33.87	12.60	12.93	-34.20	-13.00	-21.20	H
5722.60	-34.55	13.10	17.11	-38.56	-13.00	-25.56	H
7630.43	-32.30	11.50	22.20	-43.00	-13.00	-30.00	H
3815.44	-35.42	12.60	12.93	-35.75	-13.00	-22.75	V
5722.60	-34.49	13.10	17.11	-38.50	-13.00	-25.50	V
7630.43	-32.76	11.50	22.20	-43.46	-13.00	-30.46	V

HSUPA Band 2: (30-20000)MHz							
The Worst Test Results for Channel 9262/1852.4MHz							
Frequency(MHz)	S G.Lev (dBm)	Ant(dBi)	Loss	PMea (dBm)	Limit （dBm）	Margin (dBm)	Polarity
3704.25	-34.54	12.60	12.93	-34.87	-13.00	-21.87	H
5557.60	-34.74	13.10	17.11	-38.75	-13.00	-25.75	H
7409.95	-33.03	11.50	22.20	-43.73	-13.00	-30.73	H
3704.25	-35.76	12.60	12.93	-36.09	-13.00	-23.09	V
5557.60	-33.96	13.10	17.11	-37.97	-13.00	-24.97	V
7409.95	-32.55	11.50	22.20	-43.25	-13.00	-30.25	V
The Worst Test Results for Channel 9400/1880MHz							
Frequency(MHz)	S G.Lev (dBm)	Ant(dBi)	Loss	PMea (dBm)	Limit （dBm）	Margin (dBm)	Polarity
3759.86	-34.24	12.60	12.93	-34.57	-13.00	-21.57	H
5640.27	-34.44	13.10	17.11	-38.45	-13.00	-25.45	H
7520.18	-32.23	11.50	22.20	-42.93	-13.00	-29.93	H
3759.86	-34.70	12.60	12.93	-35.03	-13.00	-22.03	V
5640.27	-34.02	13.10	17.11	-38.03	-13.00	-25.03	V
7520.18	-31.77	11.50	22.20	-42.47	-13.00	-29.47	V
The Worst Test Results for Channel 9538/1907.6MHz							
Frequency(MHz)	S G.Lev (dBm)	Ant(dBi)	Loss	PMea (dBm)	Limit （dBm）	Margin (dBm)	Polarity
3815.63	-34.69	12.60	12.93	-35.02	-13.00	-22.02	H
5722.79	-35.01	13.10	17.11	-39.02	-13.00	-26.02	H
7630.17	-33.39	11.50	22.20	-44.09	-13.00	-31.09	H
3815.63	-35.76	12.60	12.93	-36.09	-13.00	-23.09	V
5722.79	-34.95	13.10	17.11	-38.96	-13.00	-25.96	V
7630.17	-31.89	11.50	22.20	-42.59	-13.00	-29.59	V

HSDPA Band 2: (30-20000)MHz							
The Worst Test Results for Channel 9262/1852.4MHz							
Frequency(MHz)	S G.Lev (dBm)	Ant(dBi)	Loss	PMea (dBm)	Limit （dBm）	Margin (dBm)	Polarity
3704.30	-34.52	12.60	12.93	-34.85	-13.00	-21.85	H
5557.48	-35.36	13.10	17.11	-39.37	-13.00	-26.37	H
7409.92	-32.75	11.50	22.20	-43.45	-13.00	-30.45	H
3704.30	-35.50	12.60	12.93	-35.83	-13.00	-22.83	V
5557.48	-34.82	13.10	17.11	-38.83	-13.00	-25.83	V
7409.92	-31.79	11.50	22.20	-42.49	-13.00	-29.49	V
The Worst Test Results for Channel 9400/1880MHz							
Frequency(MHz)	S G.Lev (dBm)	Ant(dBi)	Loss	PMea (dBm)	Limit （dBm）	Margin (dBm)	Polarity
3760.09	-34.05	12.60	12.93	-34.38	-13.00	-21.38	H
5639.99	-34.21	13.10	17.11	-38.22	-13.00	-25.22	H
7520.27	-33.38	11.50	22.20	-44.08	-13.00	-31.08	H
3760.09	-35.77	12.60	12.93	-36.10	-13.00	-23.10	V
5639.99	-34.76	13.10	17.11	-38.77	-13.00	-25.77	V
7520.27	-32.25	11.50	22.20	-42.95	-13.00	-29.95	V
The Worst Test Results for Channel 9538/1907.6MHz							
Frequency(MHz)	S G.Lev (dBm)	Ant(dBi)	Loss	PMea (dBm)	Limit （dBm）	Margin (dBm)	Polarity
3815.59	-34.04	12.60	12.93	-34.37	-13.00	-21.37	H
5722.49	-35.22	13.10	17.11	-39.23	-13.00	-26.23	H
7630.04	-33.16	11.50	22.20	-43.86	-13.00	-30.86	H
3815.59	-35.59	12.60	12.93	-35.92	-13.00	-22.92	V
5722.49	-34.59	13.10	17.11	-38.60	-13.00	-25.60	V
7630.04	-32.56	11.50	22.20	-43.26	-13.00	-30.26	V

WCDMA Band 4: (30-18000)MHz							
The Worst Test Results for Channel 1312/1712.4MHz							
Frequency(MHz)	S G.Lev (dBm)	Ant(dBi)	Loss	PMea (dBm)	Limit （dBm）	Margin (dBm)	Polarity
3424.67	-34.03	12.90	12.05	-33.18	-13.00	-20.18	H
5137.18	-35.02	12.80	16.27	-38.49	-13.00	-25.49	H
6849.51	-32.22	12.30	20.13	-40.05	-13.00	-27.05	H
3424.67	-34.78	12.90	12.05	-33.93	-13.00	-20.93	V
5137.18	-34.06	12.80	16.27	-37.53	-13.00	-24.53	V
6849.51	-33.11	12.30	20.13	-40.94	-13.00	-27.94	V
The Worst Test Results for Channel 1450/1740.0MHz							
Frequency(MHz)	S G.Lev (dBm)	Ant(dBi)	Loss	PMea (dBm)	Limit （dBm）	Margin (dBm)	Polarity
3480.04	-33.69	12.90	12.05	-32.84	-13.00	-19.84	H
5220.05	-34.06	12.80	16.27	-37.53	-13.00	-24.53	H
6959.84	-32.79	12.30	20.13	-40.62	-13.00	-27.62	H
3480.04	-34.53	12.90	12.05	-33.68	-13.00	-20.68	V
5220.05	-34.63	12.80	16.27	-38.10	-13.00	-25.10	V
6959.84	-31.98	12.30	20.13	-39.81	-13.00	-26.81	V
The Worst Test Results for Channel 1513/1752.6MHz							
Frequency(MHz)	S G.Lev (dBm)	Ant(dBi)	Loss	PMea (dBm)	Limit （dBm）	Margin (dBm)	Polarity
3505.15	-34.70	12.90	12.05	-33.85	-13.00	-20.85	H
5257.80	-34.56	12.80	16.27	-38.03	-13.00	-25.03	H
7010.58	-33.26	12.30	20.13	-41.09	-13.00	-28.09	H
3505.15	-34.58	12.90	12.05	-33.73	-13.00	-20.73	V
5257.80	-34.59	12.80	16.27	-38.06	-13.00	-25.06	V
7010.58	-32.93	12.30	20.13	-40.76	-13.00	-27.76	V

HSUPA Band 4: (30-18000)MHz							
The Worst Test Results for Channel 1312/1712.4MHz							
Frequency(MHz)	S G.Lev (dBm)	Ant(dBi)	Loss	PMea (dBm)	Limit （dBm）	Margin (dBm)	Polarity
3424.84	-33.54	12.90	12.05	-32.69	-13.00	-19.69	H
5137.21	-34.91	12.80	16.27	-38.38	-13.00	-25.38	H
6849.60	-32.76	12.30	20.13	-40.59	-13.00	-27.59	H
3424.84	-35.89	12.90	12.05	-35.04	-13.00	-22.04	V
5137.21	-34.22	12.80	16.27	-37.69	-13.00	-24.69	V
6849.60	-32.91	12.30	20.13	-40.74	-13.00	-27.74	V
The Worst Test Results for Channel 1450/1740.0MHz							
Frequency(MHz)	S G.Lev (dBm)	Ant(dBi)	Loss	PMea (dBm)	Limit （dBm）	Margin (dBm)	Polarity
3480.16	-33.80	12.90	12.05	-32.95	-13.00	-19.95	H
5220.13	-34.01	12.80	16.27	-37.48	-13.00	-24.48	H
6960.04	-33.34	12.30	20.13	-41.17	-13.00	-28.17	H
3480.16	-35.46	12.90	12.05	-34.61	-13.00	-21.61	V
5220.13	-34.46	12.80	16.27	-37.93	-13.00	-24.93	V
6960.04	-31.88	12.30	20.13	-39.71	-13.00	-26.71	V
The Worst Test Results for Channel 1513/1752.6MHz							
Frequency(MHz)	S G.Lev (dBm)	Ant(dBi)	Loss	PMea (dBm)	Limit （dBm）	Margin (dBm)	Polarity
3505.18	-33.91	12.90	12.05	-33.06	-13.00	-20.06	H
5257.72	-35.07	12.80	16.27	-38.54	-13.00	-25.54	H
7010.52	-32.34	12.30	20.13	-40.17	-13.00	-27.17	H
3505.18	-35.17	12.90	12.05	-34.32	-13.00	-21.32	V
5257.72	-34.18	12.80	16.27	-37.65	-13.00	-24.65	V
7010.52	-32.97	12.30	20.13	-40.80	-13.00	-27.80	V

HSDPA Band 4: (30-18000)MHz							
The Worst Test Results for Channel 1312/1712.4MHz							
Frequency(MHz)	S G.Lev (dBm)	Ant(dBi)	Loss	PMea (dBm)	Limit （dBm）	Margin (dBm)	Polarity
3424.86	-34.10	12.90	12.05	-33.25	-13.00	-20.25	H
5137.30	-34.91	12.80	16.27	-38.38	-13.00	-25.38	H
6849.57	-33.23	12.30	20.13	-41.06	-13.00	-28.06	H
3424.86	-34.54	12.90	12.05	-33.69	-13.00	-20.69	V
5137.30	-34.12	12.80	16.27	-37.59	-13.00	-24.59	V
6849.57	-32.63	12.30	20.13	-40.46	-13.00	-27.46	V
The Worst Test Results for Channel 1450/1740.0MHz							
Frequency(MHz)	S G.Lev (dBm)	Ant(dBi)	Loss	PMea (dBm)	Limit （dBm）	Margin (dBm)	Polarity
3479.75	-33.75	12.90	12.05	-32.90	-13.00	-19.90	H
5220.06	-34.94	12.80	16.27	-38.41	-13.00	-25.41	H
6959.98	-32.85	12.30	20.13	-40.68	-13.00	-27.68	H
3479.75	-35.12	12.90	12.05	-34.27	-13.00	-21.27	V
5220.06	-34.40	12.80	16.27	-37.87	-13.00	-24.87	V
6959.98	-32.47	12.30	20.13	-40.30	-13.00	-27.30	V
The Worst Test Results for Channel 1513/1752.6MHz							
Frequency(MHz)	S G.Lev (dBm)	Ant(dBi)	Loss	PMea (dBm)	Limit （dBm）	Margin (dBm)	Polarity
3505.39	-34.47	12.90	12.05	-33.62	-13.00	-20.62	H
5257.75	-34.04	12.80	16.27	-37.51	-13.00	-24.51	H
7010.27	-33.37	12.30	20.13	-41.20	-13.00	-28.20	H
3505.39	-34.97	12.90	12.05	-34.12	-13.00	-21.12	V
5257.75	-34.14	12.80	16.27	-37.61	-13.00	-24.61	V
7010.27	-31.79	12.30	20.13	-39.62	-13.00	-26.62	V

WCDMA Band 5: (30-9000)MHz							
The wost testresults channel 4132/826.4MHz							
Frequency(MHz)	S G.Lev (dBm)	Ant(dBi)	Loss	PMea (dBm)	Limit （dBm）	Margin (dBm)	Polarity
1652.97	-40.57	9.40	4.75	-35.92	-13.00	-22.92	H
2479.46	-39.45	10.60	8.39	-37.24	-13.00	-24.24	H
3305.70	-31.44	12.00	11.79	-31.23	-13.00	-18.23	H
1652.97	-44.29	9.40	4.75	-39.64	-13.00	-26.64	V
2479.46	-44.28	10.60	8.39	-42.07	-13.00	-29.07	V
3305.70	-42.56	12.00	11.79	-42.35	-13.00	-29.35	V
The Worst Test Results Channel 4182/836.4MHz							
Frequency(MHz)	S G.Lev (dBm)	Ant(dBi)	Loss	PMea (dBm)	Limit （dBm）	Margin (dBm)	Polarity
1672.74	-41.46	9.40	4.75	-36.81	-13.00	-23.81	H
2509.03	-39.44	10.60	8.39	-37.23	-13.00	-24.23	H
3345.62	-31.86	12.00	11.79	-31.65	-13.00	-18.65	H
1672.74	-43.35	9.40	4.75	-38.70	-13.00	-25.70	V
2509.03	-45.07	10.60	8.39	-42.86	-13.00	-29.86	V
3345.62	-43.37	12.00	11.79	-43.16	-13.00	-30.16	V
The Worst Test Results Channel 4233/846.6MHz							
Frequency(MHz)	S G.Lev (dBm)	Ant(dBi)	Loss	PMea (dBm)	Limit （dBm）	Margin (dBm)	Polarity
1693.49	-40.22	9.40	4.75	-35.57	-13.00	-22.57	H
2539.53	-40.16	10.60	8.39	-37.95	-13.00	-24.95	H
3386.43	-31.75	12.00	11.79	-31.54	-13.00	-18.54	H
1693.49	-44.18	9.40	4.75	-39.53	-13.00	-26.53	V
2539.53	-45.24	10.60	8.39	-43.03	-13.00	-30.03	V
3386.43	-42.94	12.00	11.79	-42.73	-13.00	-29.73	V

HSUPA Band 5: (30-9000)MHz							
The wost testresults channel 4132/826.4MHz							
Frequency(MHz)	S G.Lev (dBm)	Ant(dBi)	Loss	PMea (dBm)	Limit （dBm）	Margin (dBm)	Polarity
1652.57	-41.23	9.40	4.75	-36.58	-13.00	-23.58	H
2479.15	-39.76	10.60	8.39	-37.55	-13.00	-24.55	H
3305.69	-31.28	12.00	11.79	-31.07	-13.00	-18.07	H
1652.57	-43.45	9.40	4.75	-38.80	-13.00	-25.80	V
2479.15	-45.04	10.60	8.39	-42.83	-13.00	-29.83	V
3305.69	-43.83	12.00	11.79	-43.62	-13.00	-30.62	V
The Worst Test Results Channel 4182/836.4MHz							
Frequency(MHz)	S G.Lev (dBm)	Ant(dBi)	Loss	PMea (dBm)	Limit （dBm）	Margin (dBm)	Polarity
1672.99	-40.24	9.40	4.75	-35.59	-13.00	-22.59	H
2509.15	-40.15	10.60	8.39	-37.94	-13.00	-24.94	H
3345.71	-31.65	12.00	11.79	-31.44	-13.00	-18.44	H
1672.99	-44.34	9.40	4.75	-39.69	-13.00	-26.69	V
2509.15	-44.59	10.60	8.39	-42.38	-13.00	-29.38	V
3345.71	-42.84	12.00	11.79	-42.63	-13.00	-29.63	V
The Worst Test Results Channel 4233/846.6MHz							
Frequency(MHz)	S G.Lev (dBm)	Ant(dBi)	Loss	PMea (dBm)	Limit （dBm）	Margin (dBm)	Polarity
1693.66	-40.17	9.40	4.75	-35.52	-13.00	-22.52	H
2539.56	-40.52	10.60	8.39	-38.31	-13.00	-25.31	H
3386.26	-31.67	12.00	11.79	-31.46	-13.00	-18.46	H
1693.66	-43.91	9.40	4.75	-39.26	-13.00	-26.26	V
2539.56	-45.20	10.60	8.39	-42.99	-13.00	-29.99	V
3386.26	-43.13	12.00	11.79	-42.92	-13.00	-29.92	V

HSDPA Band 5: (30-9000)MHz							
The wost testresults channel 4132/826.4MHz							
Frequency(MHz)	S G.Lev (dBm)	Ant(dBi)	Loss	PMea (dBm)	Limit （dBm）	Margin (dBm)	Polarity
1652.71	-40.73	9.40	4.75	-36.08	-13.00	-23.08	H
2479.05	-39.27	10.60	8.39	-37.06	-13.00	-24.06	H
3305.58	-31.89	12.00	11.79	-31.68	-13.00	-18.68	H
1652.71	-43.26	9.40	4.75	-38.61	-13.00	-25.61	V
2479.05	-44.41	10.60	8.39	-42.20	-13.00	-29.20	V
3305.58	-42.67	12.00	11.79	-42.46	-13.00	-29.46	V
The Worst Test Results Channel 4182/836.4MHz							
Frequency(MHz)	S G.Lev (dBm)	Ant(dBi)	Loss	PMea (dBm)	Limit （dBm）	Margin (dBm)	Polarity
1672.81	-40.19	9.40	4.75	-35.54	-13.00	-22.54	H
2509.30	-40.20	10.60	8.39	-37.99	-13.00	-24.99	H
3345.62	-31.24	12.00	11.79	-31.03	-13.00	-18.03	H
1672.81	-43.92	9.40	4.75	-39.27	-13.00	-26.27	V
2509.30	-44.66	10.60	8.39	-42.45	-13.00	-29.45	V
3345.62	-43.85	12.00	11.79	-43.64	-13.00	-30.64	V
The Worst Test Results Channel 4233/846.6MHz							
Frequency(MHz)	S G.Lev (dBm)	Ant(dBi)	Loss	PMea (dBm)	Limit （dBm）	Margin (dBm)	Polarity
1693.57	-40.20	9.40	4.75	-35.55	-13.00	-22.55	H
2539.96	-39.66	10.60	8.39	-37.45	-13.00	-24.45	H
3386.40	-31.47	12.00	11.79	-31.26	-13.00	-18.26	H
1693.57	-44.38	9.40	4.75	-39.73	-13.00	-26.73	V
2539.96	-45.37	10.60	8.39	-43.16	-13.00	-30.16	V
3386.40	-43.70	12.00	11.79	-43.49	-13.00	-30.49	V

LTE Band 2 / 1.4MHz / QPSK / RB Size 1 Offset 0/ The Worst Test Results for Lowest							
Frequency(MHz)	S G.Lev (dBm)	Ant(dBi)	Loss	PMea (dBm)	Limit （dBm）	Margin (dBm)	Polarity
3701.45	-34.77	12.60	12.93	-35.10	-13.00	-22.10	H
5551.77	-34.19	13.10	17.11	-38.20	-13.00	-25.20	H
7402.37	-32.41	11.50	22.20	-43.11	-13.00	-30.11	H
3701.45	-35.12	12.60	12.93	-35.45	-13.00	-22.45	V
5551.77	-34.76	13.10	17.11	-38.77	-13.00	-25.77	V
7402.37	-32.59	11.50	22.20	-43.29	-13.00	-30.29	V
LTE Band 2 / 1.4MHz / QPSK / RB Size 1 Offset 0/ The Worst Test Results for Middle							
Frequency(MHz)	S G.Lev (dBm)	Ant(dBi)	Loss	PMea (dBm)	Limit （dBm）	Margin (dBm)	Polarity
3760.22	-34.17	12.60	12.93	-34.50	-13.00	-21.50	H
5639.84	-34.96	13.10	17.11	-38.97	-13.00	-25.97	H
7520.16	-32.57	11.50	22.20	-43.27	-13.00	-30.27	H
3760.22	-35.22	12.60	12.93	-35.55	-13.00	-22.55	V
5639.84	-34.91	13.10	17.11	-38.92	-13.00	-25.92	V
7520.16	-31.80	11.50	22.20	-42.50	-13.00	-29.50	V
LTE Band 2 / 1.4MHz / QPSK / RB Size 1 Offset 0/ The Worst Test Results for Highest							
Frequency(MHz)	S G.Lev (dBm)	Ant(dBi)	Loss	PMea (dBm)	Limit （dBm）	Margin (dBm)	Polarity
3818.38	-33.86	12.60	12.93	-34.19	-13.00	-21.19	H
5727.87	-35.09	13.10	17.11	-39.10	-13.00	-26.10	H
7636.94	-32.88	11.50	22.20	-43.58	-13.00	-30.58	H
3818.38	-35.34	12.60	12.93	-35.67	-13.00	-22.67	V
5727.87	-34.22	13.10	17.11	-38.23	-13.00	-25.23	V
7636.94	-33.11	11.50	22.20	-43.81	-13.00	-30.81	V

LTE Band 2 / 3MHz / QPSK / RB Size 1 Offset 0/ The Worst Test Results for Lowest							
Frequency(MHz)	S G.Lev (dBm)	Ant(dBi)	Loss	PMea (dBm)	Limit （dBm）	Margin (dBm)	Polarity
3702.89	-34.45	12.60	12.93	-34.78	-13.00	-21.78	H
5554.19	-34.45	13.10	17.11	-38.46	-13.00	-25.46	H
7405.79	-32.39	11.50	22.20	-43.09	-13.00	-30.09	H
3702.89	-35.43	12.60	12.93	-35.76	-13.00	-22.76	V
5554.19	-33.96	13.10	17.11	-37.97	-13.00	-24.97	V
7405.79	-32.59	11.50	22.20	-43.29	-13.00	-30.29	V
LTE Band 2 / 3MHz / QPSK / RB Size 1 Offset 0/ The Worst Test Results for Middle							
Frequency(MHz)	S G.Lev (dBm)	Ant(dBi)	Loss	PMea (dBm)	Limit （dBm）	Margin (dBm)	Polarity
3760.08	-34.08	12.60	12.93	-34.41	-13.00	-21.41	H
5640.10	-34.77	13.10	17.11	-38.78	-13.00	-25.78	H
7519.81	-32.98	11.50	22.20	-43.68	-13.00	-30.68	H
3760.08	-34.59	12.60	12.93	-34.92	-13.00	-21.92	V
5640.10	-35.23	13.10	17.11	-39.24	-13.00	-26.24	V
7519.81	-32.03	11.50	22.20	-42.73	-13.00	-29.73	V
LTE Band 2 / 3MHz / QPSK / RB Size 1 Offset 0/ The Worst Test Results for Highest							
Frequency(MHz)	S G.Lev (dBm)	Ant(dBi)	Loss	PMea (dBm)	Limit （dBm）	Margin (dBm)	Polarity
3816.95	-33.97	12.60	12.93	-34.30	-13.00	-21.30	H
5725.66	-34.28	13.10	17.11	-38.29	-13.00	-25.29	H
7633.98	-33.31	11.50	22.20	-44.01	-13.00	-31.01	H
3816.95	-34.94	12.60	12.93	-35.27	-13.00	-22.27	V
5725.66	-34.67	13.10	17.11	-38.68	-13.00	-25.68	V
7633.98	-31.72	11.50	22.20	-42.42	-13.00	-29.42	V

LTE Band 2 / 5MHz / QPSK / RB Size 1 Offset 0/ The Worst Test Results for Lowest							
Frequency(MHz)	S G.Lev (dBm)	Ant(dBi)	Loss	PMea (dBm)	Limit （dBm）	Margin (dBm)	Polarity
3705.10	-33.98	12.60	12.93	-34.31	-13.00	-21.31	H
5557.56	-34.01	13.10	17.11	-38.02	-13.00	-25.02	H
7410.10	-32.94	11.50	22.20	-43.64	-13.00	-30.64	H
3705.10	-35.32	12.60	12.93	-35.65	-13.00	-22.65	V
5557.56	-33.91	13.10	17.11	-37.92	-13.00	-24.92	V
7410.10	-31.92	11.50	22.20	-42.62	-13.00	-29.62	V
LTE Band 2 / 5MHz / QPSK / RB Size 1 Offset 0/ The Worst Test Results for Middle							
Frequency(MHz)	S G.Lev (dBm)	Ant(dBi)	Loss	PMea (dBm)	Limit （dBm）	Margin (dBm)	Polarity
3760.03	-34.21	12.60	12.93	-34.54	-13.00	-21.54	H
5640.02	-34.65	13.10	17.11	-38.66	-13.00	-25.66	H
7520.28	-33.21	11.50	22.20	-43.91	-13.00	-30.91	H
3760.03	-35.92	12.60	12.93	-36.25	-13.00	-23.25	V
5640.02	-34.57	13.10	17.11	-38.58	-13.00	-25.58	V
7520.28	-33.11	11.50	22.20	-43.81	-13.00	-30.81	V
LTE Band 2 / 5MHz / QPSK / RB Size 1 Offset 0/ The Worst Test Results for Highest							
Frequency(MHz)	S G.Lev (dBm)	Ant(dBi)	Loss	PMea (dBm)	Limit （dBm）	Margin (dBm)	Polarity
3815.32	-34.28	12.60	12.93	-34.61	-13.00	-21.61	H
5722.28	-35.37	13.10	17.11	-39.38	-13.00	-26.38	H
7630.05	-32.29	11.50	22.20	-42.99	-13.00	-29.99	H
3815.32	-34.53	12.60	12.93	-34.86	-13.00	-21.86	V
5722.28	-34.39	13.10	17.11	-38.40	-13.00	-25.40	V
7630.05	-32.91	11.50	22.20	-43.61	-13.00	-30.61	V

LTE Band 2 / 10MHz / QPSK / RB Size 1 Offset 0/ The Worst Test Results for Lowest							
Frequency(MHz)	S G.Lev (dBm)	Ant(dBi)	Loss	PMea (dBm)	Limit （dBm）	Margin (dBm)	Polarity
3710.18	-34.88	12.60	12.93	-35.21	-13.00	-22.21	H
5565.19	-34.69	13.10	17.11	-38.70	-13.00	-25.70	H
7419.78	-32.77	11.50	22.20	-43.47	-13.00	-30.47	H
3710.18	-35.79	12.60	12.93	-36.12	-13.00	-23.12	V
5565.19	-34.15	13.10	17.11	-38.16	-13.00	-25.16	V
7419.78	-32.40	11.50	22.20	-43.10	-13.00	-30.10	V
LTE Band 2 / 10MHz / QPSK / RB Size 1 Offset 0/ The Worst Test Results for Middle							
Frequency(MHz)	S G.Lev (dBm)	Ant(dBi)	Loss	PMea (dBm)	Limit （dBm）	Margin (dBm)	Polarity
3759.97	-33.75	12.60	12.93	-34.08	-13.00	-21.08	H
5640.12	-34.14	13.10	17.11	-38.15	-13.00	-25.15	H
7519.98	-32.66	11.50	22.20	-43.36	-13.00	-30.36	H
3759.97	-35.43	12.60	12.93	-35.76	-13.00	-22.76	V
5640.12	-34.18	13.10	17.11	-38.19	-13.00	-25.19	V
7519.98	-32.00	11.50	22.20	-42.70	-13.00	-29.70	V
LTE Band 2 / 10MHz / QPSK / RB Size 1 Offset 0/ The Worst Test Results for Highest							
Frequency(MHz)	S G.Lev (dBm)	Ant(dBi)	Loss	PMea (dBm)	Limit （dBm）	Margin (dBm)	Polarity
3810.37	-34.39	12.60	12.93	-34.72	-13.00	-21.72	H
5714.67	-34.58	13.10	17.11	-38.59	-13.00	-25.59	H
7620.27	-32.69	11.50	22.20	-43.39	-13.00	-30.39	H
3810.37	-34.78	12.60	12.93	-35.11	-13.00	-22.11	V
5714.67	-33.88	13.10	17.11	-37.89	-13.00	-24.89	V
7620.27	-32.59	11.50	22.20	-43.29	-13.00	-30.29	V

LTE Band 2 / 15MHz / QPSK / RB Size 1 Offset 0/ The Worst Test Results for Lowest							
Frequency(MHz)	S G.Lev (dBm)	Ant(dBi)	Loss	PMea (dBm)	Limit （dBm）	Margin (dBm)	Polarity
3715.05	-34.35	12.60	12.93	-34.68	-13.00	-21.68	H
5572.57	-34.27	13.10	17.11	-38.28	-13.00	-25.28	H
7430.84	-33.54	11.50	22.20	-44.24	-13.00	-31.24	H
3715.05	-35.34	12.60	12.93	-35.67	-13.00	-22.67	V
5572.57	-35.10	13.10	17.11	-39.11	-13.00	-26.11	V
7430.84	-32.77	11.50	22.20	-43.47	-13.00	-30.47	V
LTE Band 2 / 15MHz / QPSK / RB Size 1 Offset 0/ The Worst Test Results for Middle							
Frequency(MHz)	S G.Lev (dBm)	Ant(dBi)	Loss	PMea (dBm)	Limit （dBm）	Margin (dBm)	Polarity
3760.08	-34.06	12.60	12.93	-34.39	-13.00	-21.39	H
5640.14	-35.34	13.10	17.11	-39.35	-13.00	-26.35	H
7520.02	-33.52	11.50	22.20	-44.22	-13.00	-31.22	H
3760.08	-35.57	12.60	12.93	-35.90	-13.00	-22.90	V
5640.14	-34.01	13.10	17.11	-38.02	-13.00	-25.02	V
7520.02	-32.32	11.50	22.20	-43.02	-13.00	-30.02	V
LTE Band 2 / 15MHz / QPSK / RB Size 1 Offset 0/ The Worst Test Results for Highest							
Frequency(MHz)	S G.Lev (dBm)	Ant(dBi)	Loss	PMea (dBm)	Limit （dBm）	Margin (dBm)	Polarity
3805.25	-34.20	12.60	12.93	-34.53	-13.00	-21.53	H
5707.21	-34.13	13.10	17.11	-38.14	-13.00	-25.14	H
7610.06	-33.53	11.50	22.20	-44.23	-13.00	-31.23	H
3805.25	-35.34	12.60	12.93	-35.67	-13.00	-22.67	V
5707.21	-33.94	13.10	17.11	-37.95	-13.00	-24.95	V
7610.06	-32.70	11.50	22.20	-43.40	-13.00	-30.40	V

LTE Band 2 / 20MHz / QPSK / RB Size 1 Offset 0/ The Worst Test Results for Lowest							
Frequency(MHz)	S G.Lev (dBm)	Ant(dBi)	Loss	PMea (dBm)	Limit （dBm）	Margin (dBm)	Polarity
3720.05	-33.89	12.60	12.93	-34.22	-13.00	-21.22	H
5580.34	-34.94	13.10	17.11	-38.95	-13.00	-25.95	H
7439.80	-33.16	11.50	22.20	-43.86	-13.00	-30.86	H
3720.05	-34.63	12.60	12.93	-34.96	-13.00	-21.96	V
5580.34	-33.84	13.10	17.11	-37.85	-13.00	-24.85	V
7439.80	-32.34	11.50	22.20	-43.04	-13.00	-30.04	V
LTE Band 2 / 20MHz / QPSK / RB Size 1 Offset 0/ The Worst Test Results for Middle							
Frequency(MHz)	S G.Lev (dBm)	Ant(dBi)	Loss	PMea (dBm)	Limit （dBm）	Margin (dBm)	Polarity
3759.81	-34.65	12.60	12.93	-34.98	-13.00	-21.98	H
5640.23	-35.12	13.10	17.11	-39.13	-13.00	-26.13	H
7519.81	-32.51	11.50	22.20	-43.21	-13.00	-30.21	H
3759.81	-34.91	12.60	12.93	-35.24	-13.00	-22.24	V
5640.23	-34.24	13.10	17.11	-38.25	-13.00	-25.25	V
7519.81	-32.76	11.50	22.20	-43.46	-13.00	-30.46	V
LTE Band 2 / 20MHz / QPSK / RB Size 1 Offset 0/ The Worst Test Results for Highest							
Frequency(MHz)	S G.Lev (dBm)	Ant(dBi)	Loss	PMea (dBm)	Limit （dBm）	Margin (dBm)	Polarity
3799.84	-33.99	12.60	12.93	-34.32	-13.00	-21.32	H
5700.06	-35.11	13.10	17.11	-39.12	-13.00	-26.12	H
7600.12	-32.75	11.50	22.20	-43.45	-13.00	-30.45	H
3799.84	-34.66	12.60	12.93	-34.99	-13.00	-21.99	V
5700.06	-35.25	13.10	17.11	-39.26	-13.00	-26.26	V
7600.12	-32.64	11.50	22.20	-43.34	-13.00	-30.34	V

LTE Band 4 / 1.4MHz / QPSK / RB Size 1 Offset 0/ The Worst Test Results for Lowest							
Frequency(MHz)	S G.Lev (dBm)	Ant(dBi)	Loss	PMea (dBm)	Limit （dBm）	Margin (dBm)	Polarity
3421.31	-34.29	12.90	12.56	-33.95	-13.00	-20.95	H
5131.82	-35.23	13.10	16.32	-38.45	-13.00	-25.45	H
6842.40	-33.50	12.33	21.13	-42.30	-13.00	-29.30	H
3421.31	-35.04	12.90	12.56	-34.70	-13.00	-21.70	V
5131.82	-34.25	13.10	16.32	-37.47	-13.00	-24.47	V
6842.40	-32.88	12.33	21.13	-41.68	-13.00	-28.68	V
LTE Band 4 / 1.4MHz / QPSK / RB Size 1 Offset 0/ The Worst Test Results for Middle							
Frequency(MHz)	S G.Lev (dBm)	Ant(dBi)	Loss	PMea (dBm)	Limit （dBm）	Margin (dBm)	Polarity
3464.58	-34.33	12.90	12.56	-33.99	-13.00	-20.99	H
5196.58	-35.05	13.10	16.32	-38.27	-13.00	-25.27	H
6930.24	-33.16	12.33	21.13	-41.96	-13.00	-28.96	H
3464.58	-35.88	12.90	12.56	-35.54	-13.00	-22.54	V
5196.58	-34.97	13.10	16.32	-38.19	-13.00	-25.19	V
6930.24	-32.35	12.33	21.13	-41.15	-13.00	-28.15	V
LTE Band 4 / 1.4MHz / QPSK / RB Size 1 Offset 0/ The Worst Test Results for Highest							
Frequency(MHz)	S G.Lev (dBm)	Ant(dBi)	Loss	PMea (dBm)	Limit （dBm）	Margin (dBm)	Polarity
3508.05	-34.43	12.90	12.56	-34.09	-13.00	-21.09	H
5262.15	-35.28	13.10	16.32	-38.50	-13.00	-25.50	H
7015.70	-33.01	12.33	21.13	-41.81	-13.00	-28.81	H
3508.05	-35.97	12.90	12.56	-35.63	-13.00	-22.63	V
5262.15	-34.63	13.10	16.32	-37.85	-13.00	-24.85	V
7015.70	-33.20	12.33	21.13	-42.00	-13.00	-29.00	V

LTE Band 4 / 3MHz / QPSK / RB Size 1 Offset 0/ The Worst Test Results for Lowest							
Frequency(MHz)	S G.Lev (dBm)	Ant(dBi)	Loss	PMea (dBm)	Limit （dBm）	Margin (dBm)	Polarity
3423.82	-34.88	12.90	12.56	-34.54	-13.00	-21.54	H
5136.14	-34.71	13.10	16.32	-37.93	-13.00	-24.93	H
6848.54	-32.92	12.33	21.13	-41.72	-13.00	-28.72	H
3423.82	-35.45	12.90	12.56	-35.11	-13.00	-22.11	V
5136.14	-33.78	13.10	16.32	-37.00	-13.00	-24.00	V
6848.54	-32.16	12.33	21.13	-40.96	-13.00	-27.96	V
LTE Band 4 / 3MHz / QPSK / RB Size 1 Offset 0/ The Worst Test Results for Middle							
Frequency(MHz)	S G.Lev (dBm)	Ant(dBi)	Loss	PMea (dBm)	Limit （dBm）	Margin (dBm)	Polarity
3464.48	-34.11	12.90	12.56	-33.77	-13.00	-20.77	H
5196.83	-34.06	13.10	16.32	-37.28	-13.00	-24.28	H
6929.73	-32.27	12.33	21.13	-41.07	-13.00	-28.07	H
3464.48	-34.68	12.90	12.56	-34.34	-13.00	-21.34	V
5196.83	-34.27	13.10	16.32	-37.49	-13.00	-24.49	V
6929.73	-32.89	12.33	21.13	-41.69	-13.00	-28.69	V
LTE Band 4 / 3MHz / QPSK / RB Size 1 Offset 0/ The Worst Test Results for Highest							
Frequency(MHz)	S G.Lev (dBm)	Ant(dBi)	Loss	PMea (dBm)	Limit （dBm）	Margin (dBm)	Polarity
3506.13	-33.94	12.90	12.56	-33.60	-13.00	-20.60	H
5261.98	-35.24	13.10	16.32	-38.46	-13.00	-25.46	H
7012.77	-32.96	12.33	21.13	-41.76	-13.00	-28.76	H
3506.13	-35.56	12.90	12.56	-35.22	-13.00	-22.22	V
5261.98	-33.87	13.10	16.32	-37.09	-13.00	-24.09	V
7012.77	-32.50	12.33	21.13	-41.30	-13.00	-28.30	V

LTE Band 4 / 5MHz / QPSK / RB Size 1 Offset 0/ The Worst Test Results for Lowest							
Frequency(MHz)	S G.Lev (dBm)	Ant(dBi)	Loss	PMea (dBm)	Limit （dBm）	Margin (dBm)	Polarity
3424.94	-34.47	12.90	12.56	-34.13	-13.00	-21.13	H
5137.12	-34.71	13.10	16.32	-37.93	-13.00	-24.93	H
6849.92	-33.49	12.33	21.13	-42.29	-13.00	-29.29	H
3424.94	-35.50	12.90	12.56	-35.16	-13.00	-22.16	V
5137.12	-34.56	13.10	16.32	-37.78	-13.00	-24.78	V
6849.92	-31.81	12.33	21.13	-40.61	-13.00	-27.61	V
LTE Band 4 / 5MHz / QPSK / RB Size 1 Offset 0/ The Worst Test Results for Middle							
Frequency(MHz)	S G.Lev (dBm)	Ant(dBi)	Loss	PMea (dBm)	Limit （dBm）	Margin (dBm)	Polarity
3464.66	-33.91	12.90	12.56	-33.57	-13.00	-20.57	H
5196.75	-34.32	13.10	16.32	-37.54	-13.00	-24.54	H
6929.94	-33.44	12.33	21.13	-42.24	-13.00	-29.24	H
3464.66	-34.80	12.90	12.56	-34.46	-13.00	-21.46	V
5196.75	-33.78	13.10	16.32	-37.00	-13.00	-24.00	V
6929.94	-32.73	12.33	21.13	-41.53	-13.00	-28.53	V
LTE Band 4 / 5MHz / QPSK / RB Size 1 Offset 0/ The Worst Test Results for Highest							
Frequency(MHz)	S G.Lev (dBm)	Ant(dBi)	Loss	PMea (dBm)	Limit （dBm）	Margin (dBm)	Polarity
3504.98	-34.66	12.90	12.56	-34.32	-13.00	-21.32	H
5257.15	-34.65	13.10	16.32	-37.87	-13.00	-24.87	H
7009.97	-32.87	12.33	21.13	-41.67	-13.00	-28.67	H
3504.98	-35.49	12.90	12.56	-35.15	-13.00	-22.15	V
5257.15	-33.89	13.10	16.32	-37.11	-13.00	-24.11	V
7009.97	-32.31	12.33	21.13	-41.11	-13.00	-28.11	V

LTE Band 4 / 10MHz / QPSK / RB Size 1 Offset 0/ The Worst Test Results for Lowest							
Frequency(MHz)	S G.Lev (dBm)	Ant(dBi)	Loss	PMea (dBm)	Limit （dBm）	Margin (dBm)	Polarity
3429.83	-33.60	12.90	12.56	-33.26	-13.00	-20.26	H
5145.24	-34.39	13.10	16.32	-37.61	-13.00	-24.61	H
6860.46	-32.30	12.33	21.13	-41.10	-13.00	-28.10	H
3429.83	-35.39	12.90	12.56	-35.05	-13.00	-22.05	V
5145.24	-34.49	13.10	16.32	-37.71	-13.00	-24.71	V
6860.46	-32.27	12.33	21.13	-41.07	-13.00	-28.07	V
LTE Band 4 / 10MHz / QPSK / RB Size 1 Offset 0/ The Worst Test Results for Middle							
Frequency(MHz)	S G.Lev (dBm)	Ant(dBi)	Loss	PMea (dBm)	Limit （dBm）	Margin (dBm)	Polarity
3464.48	-33.81	12.90	12.56	-33.47	-13.00	-20.47	H
5196.67	-35.38	13.10	16.32	-38.60	-13.00	-25.60	H
6929.60	-32.50	12.33	21.13	-41.30	-13.00	-28.30	H
3464.48	-35.91	12.90	12.56	-35.57	-13.00	-22.57	V
5196.67	-33.97	13.10	16.32	-37.19	-13.00	-24.19	V
6929.60	-33.09	12.33	21.13	-41.89	-13.00	-28.89	V
LTE Band 4 / 10MHz / QPSK / RB Size 1 Offset 0/ The Worst Test Results for Highest							
Frequency(MHz)	S G.Lev (dBm)	Ant(dBi)	Loss	PMea (dBm)	Limit （dBm）	Margin (dBm)	Polarity
3500.25	-34.58	12.90	12.56	-34.24	-13.00	-21.24	H
5250.39	-34.86	13.10	16.32	-38.08	-13.00	-25.08	H
7000.03	-32.18	12.33	21.13	-40.98	-13.00	-27.98	H
3500.25	-35.59	12.90	12.56	-35.25	-13.00	-22.25	V
5250.39	-34.78	13.10	16.32	-38.00	-13.00	-25.00	V
7000.03	-32.63	12.33	21.13	-41.43	-13.00	-28.43	V

LTE Band 4 / 15MHz / QPSK / RB Size 1 Offset 0/ The Worst Test Results for Lowest							
Frequency(MHz)	S G.Lev (dBm)	Ant(dBi)	Loss	PMea (dBm)	Limit （dBm）	Margin (dBm)	Polarity
3435.00	-34.43	12.90	12.56	-34.09	-13.00	-21.09	H
5152.46	-34.80	13.10	16.32	-38.02	-13.00	-25.02	H
6870.50	-32.75	12.33	21.13	-41.55	-13.00	-28.55	H
3435.00	-35.21	12.90	12.56	-34.87	-13.00	-21.87	V
5152.46	-34.62	13.10	16.32	-37.84	-13.00	-24.84	V
6870.50	-33.17	12.33	21.13	-41.97	-13.00	-28.97	V
LTE Band 4 / 15MHz / QPSK / RB Size 1 Offset 0/ The Worst Test Results for Middle							
Frequency(MHz)	S G.Lev (dBm)	Ant(dBi)	Loss	PMea (dBm)	Limit （dBm）	Margin (dBm)	Polarity
3464.69	-34.16	12.90	12.56	-33.82	-13.00	-20.82	H
5196.83	-35.19	13.10	16.32	-38.41	-13.00	-25.41	H
6929.69	-32.96	12.33	21.13	-41.76	-13.00	-28.76	H
3464.69	-35.78	12.90	12.56	-35.44	-13.00	-22.44	V
5196.83	-34.80	13.10	16.32	-38.02	-13.00	-25.02	V
6929.69	-32.22	12.33	21.13	-41.02	-13.00	-28.02	V
LTE Band 4 / 15MHz / QPSK / RB Size 1 Offset 0/ The Worst Test Results for Highest							
Frequency(MHz)	S G.Lev (dBm)	Ant(dBi)	Loss	PMea (dBm)	Limit （dBm）	Margin (dBm)	Polarity
3495.57	-34.80	12.90	12.56	-34.46	-13.00	-21.46	H
5242.16	-34.79	13.10	16.32	-38.01	-13.00	-25.01	H
6990.32	-33.05	12.33	21.13	-41.85	-13.00	-28.85	H
3495.57	-35.39	12.90	12.56	-35.05	-13.00	-22.05	V
5242.16	-34.55	13.10	16.32	-37.77	-13.00	-24.77	V
6990.32	-32.25	12.33	21.13	-41.05	-13.00	-28.05	V

LTE Band 4 / 20MHz / QPSK / RB Size 1 Offset 0/ The Worst Test Results for Lowest							
Frequency(MHz)	S G.Lev (dBm)	Ant(dBi)	Loss	PMea (dBm)	Limit （dBm）	Margin (dBm)	Polarity
3440.15	-33.70	12.90	12.56	-33.36	-13.00	-20.36	H
5160.09	-34.40	13.10	16.32	-37.62	-13.00	-24.62	H
6880.42	-33.04	12.33	21.13	-41.84	-13.00	-28.84	H
3440.15	-35.25	12.90	12.56	-34.91	-13.00	-21.91	V
5160.09	-33.87	13.10	16.32	-37.09	-13.00	-24.09	V
6880.42	-33.13	12.33	21.13	-41.93	-13.00	-28.93	V
LTE Band 4 / 20MHz / QPSK / RB Size 1 Offset 0/ The Worst Test Results for Middle							
Frequency(MHz)	S G.Lev (dBm)	Ant(dBi)	Loss	PMea (dBm)	Limit （dBm）	Margin (dBm)	Polarity
3464.81	-34.43	12.90	12.56	-34.09	-13.00	-21.09	H
5196.45	-34.02	13.10	16.32	-37.24	-13.00	-24.24	H
6930.00	-33.42	12.33	21.13	-42.22	-13.00	-29.22	H
3464.81	-35.46	12.90	12.56	-35.12	-13.00	-22.12	V
5196.45	-34.99	13.10	16.32	-38.21	-13.00	-25.21	V
6930.00	-32.27	12.33	21.13	-41.07	-13.00	-28.07	V
LTE Band 4 / 20MHz / QPSK / RB Size 1 Offset 0/ The Worst Test Results for Highest							
Frequency(MHz)	S G.Lev (dBm)	Ant(dBi)	Loss	PMea (dBm)	Limit （dBm）	Margin (dBm)	Polarity
3490.23	-34.16	12.90	12.56	-33.82	-13.00	-20.82	H
5235.34	-34.89	13.10	16.32	-38.11	-13.00	-25.11	H
6979.65	-32.33	12.33	21.13	-41.13	-13.00	-28.13	H
3490.23	-35.01	12.90	12.56	-34.67	-13.00	-21.67	V
5235.34	-34.35	13.10	16.32	-37.57	-13.00	-24.57	V
6979.65	-32.76	12.33	21.13	-41.56	-13.00	-28.56	V

LTE Band 5 / 1.4MHz / QPSK / RB Size 1 Offset 0/ The Worst Test Results for Lowest							
Frequency(MHz)	S G.Lev (dBm)	Ant(dBi)	Loss	PMea (dBm)	Limit （dBm）	Margin (dBm)	Polarity
1648.63	-34.53	9.56	9.72	-34.69	-13.00	-21.69	H
2473.43	-35.06	10.50	10.86	-35.42	-13.00	-22.42	H
3298.56	-32.70	12.78	11.57	-31.49	-13.00	-18.49	H
1648.63	-34.81	9.56	9.72	-34.97	-13.00	-21.97	V
2473.43	-34.29	10.50	10.86	-34.65	-13.00	-21.65	V
3298.56	-32.70	12.78	11.57	-31.49	-13.00	-18.49	V
LTE Band 5 / 1.4MHz / QPSK / RB Size 1 Offset 0/ The Worst Test Results for Middle							
Frequency(MHz)	S G.Lev (dBm)	Ant(dBi)	Loss	PMea (dBm)	Limit （dBm）	Margin (dBm)	Polarity
1672.44	-34.87	9.56	9.72	-35.03	-13.00	-22.03	H
2509.13	-34.50	10.50	10.86	-34.86	-13.00	-21.86	H
3345.61	-33.49	12.78	11.57	-32.28	-13.00	-19.28	H
1672.44	-34.92	9.56	9.72	-35.08	-13.00	-22.08	V
2509.13	-34.82	10.50	10.86	-35.18	-13.00	-22.18	V
3345.61	-32.54	12.78	11.57	-31.33	-13.00	-18.33	V
LTE Band 5 / 1.4MHz / QPSK / RB Size 1 Offset 0/ The Worst Test Results for Highest							
Frequency(MHz)	S G.Lev (dBm)	Ant(dBi)	Loss	PMea (dBm)	Limit （dBm）	Margin (dBm)	Polarity
1696.17	-34.89	9.56	9.72	-35.05	-13.00	-22.05	H
2544.68	-34.35	10.50	10.86	-34.71	-13.00	-21.71	H
3392.94	-32.59	12.78	11.57	-31.38	-13.00	-18.38	H
1696.17	-35.06	9.56	9.72	-35.22	-13.00	-22.22	V
2544.68	-34.61	10.50	10.86	-34.97	-13.00	-21.97	V
3392.94	-31.90	12.78	11.57	-30.69	-13.00	-17.69	V

LTE Band 5 / 3MHz / QPSK / RB Size 1 Offset 0/ The Worst Test Results for Lowest							
Frequency(MHz)	S G.Lev (dBm)	Ant(dBi)	Loss	PMea (dBm)	Limit （dBm）	Margin (dBm)	Polarity
1650.42	-33.81	9.56	9.72	-33.97	-13.00	-20.97	H
2476.02	-35.00	10.50	10.86	-35.36	-13.00	-22.36	H
3301.67	-32.15	12.78	11.57	-30.94	-13.00	-17.94	H
1650.42	-35.61	9.56	9.72	-35.77	-13.00	-22.77	V
2476.02	-34.18	10.50	10.86	-34.54	-13.00	-21.54	V
3301.67	-32.25	12.78	11.57	-31.04	-13.00	-18.04	V
LTE Band 5 / 3MHz / QPSK / RB Size 1 Offset 0/ The Worst Test Results for Middle							
Frequency(MHz)	S G.Lev (dBm)	Ant(dBi)	Loss	PMea (dBm)	Limit （dBm）	Margin (dBm)	Polarity
1672.19	-34.77	9.56	9.72	-34.93	-13.00	-21.93	H
2509.06	-34.82	10.50	10.86	-35.18	-13.00	-22.18	H
3345.87	-32.97	12.78	11.57	-31.76	-13.00	-18.76	H
1672.19	-34.68	9.56	9.72	-34.84	-13.00	-21.84	V
2509.06	-34.41	10.50	10.86	-34.77	-13.00	-21.77	V
3345.87	-32.68	12.78	11.57	-31.47	-13.00	-18.47	V
LTE Band 5 / 3MHz / QPSK / RB Size 1 Offset 0/ The Worst Test Results for Highest							
Frequency(MHz)	S G.Lev (dBm)	Ant(dBi)	Loss	PMea (dBm)	Limit （dBm）	Margin (dBm)	Polarity
1694.61	-34.43	9.56	9.72	-34.59	-13.00	-21.59	H
2542.12	-35.12	10.50	10.86	-35.48	-13.00	-22.48	H
3389.17	-33.31	12.78	11.57	-32.10	-13.00	-19.10	H
1694.61	-34.90	9.56	9.72	-35.06	-13.00	-22.06	V
2542.12	-35.06	10.50	10.86	-35.42	-13.00	-22.42	V
3389.17	-32.42	12.78	11.57	-31.21	-13.00	-18.21	V

LTE Band 5 / 5MHz / QPSK / RB Size 1 Offset 0/ The Worst Test Results for Lowest							
Frequency(MHz)	S G.Lev (dBm)	Ant(dBi)	Loss	PMea (dBm)	Limit （dBm）	Margin (dBm)	Polarity
1652.61	-33.46	9.56	9.72	-33.62	-13.00	-20.62	H
2478.69	-34.89	10.50	10.86	-35.25	-13.00	-22.25	H
3305.63	-33.41	12.78	11.57	-32.20	-13.00	-19.20	H
1652.61	-34.69	9.56	9.72	-34.85	-13.00	-21.85	V
2478.69	-34.68	10.50	10.86	-35.04	-13.00	-22.04	V
3305.63	-31.93	12.78	11.57	-30.72	-13.00	-17.72	V
LTE Band 5 / 5MHz / QPSK / RB Size 1 Offset 0/ The Worst Test Results for Middle							
Frequency(MHz)	S G.Lev (dBm)	Ant(dBi)	Loss	PMea (dBm)	Limit （dBm）	Margin (dBm)	Polarity
1672.42	-33.83	9.56	9.72	-33.99	-13.00	-20.99	H
2508.59	-34.77	10.50	10.86	-35.13	-13.00	-22.13	H
3345.47	-33.14	12.78	11.57	-31.93	-13.00	-18.93	H
1672.42	-35.89	9.56	9.72	-36.05	-13.00	-23.05	V
2508.59	-34.02	10.50	10.86	-34.38	-13.00	-21.38	V
3345.47	-32.97	12.78	11.57	-31.76	-13.00	-18.76	V
LTE Band 5 / 5MHz / QPSK / RB Size 1 Offset 0/ The Worst Test Results for Highest							
Frequency(MHz)	S G.Lev (dBm)	Ant(dBi)	Loss	PMea (dBm)	Limit （dBm）	Margin (dBm)	Polarity
1692.28	-33.98	9.56	9.72	-34.14	-13.00	-21.14	H
2538.86	-35.44	10.50	10.86	-35.80	-13.00	-22.80	H
3385.65	-33.16	12.78	11.57	-31.95	-13.00	-18.95	H
1692.28	-34.57	9.56	9.72	-34.73	-13.00	-21.73	V
2538.86	-34.71	10.50	10.86	-35.07	-13.00	-22.07	V
3385.65	-31.99	12.78	11.57	-30.78	-13.00	-17.78	V

LTE Band 5 / 10MHz / QPSK / RB Size 1 Offset 0/ The Worst Test Results for Lowest							
Frequency(MHz)	S G.Lev (dBm)	Ant(dBi)	Loss	PMea (dBm)	Limit （dBm）	Margin (dBm)	Polarity
1657.86	-34.75	9.56	9.72	-34.91	-13.00	-21.91	H
2486.22	-34.86	10.50	10.86	-35.22	-13.00	-22.22	H
3315.34	-32.85	12.78	11.57	-31.64	-13.00	-18.64	H
1657.86	-35.14	9.56	9.72	-35.30	-13.00	-22.30	V
2486.22	-34.34	10.50	10.86	-34.70	-13.00	-21.70	V
3315.34	-33.21	12.78	11.57	-32.00	-13.00	-19.00	V
LTE Band 5 / 10MHz / QPSK / RB Size 1 Offset 0/ The Worst Test Results for Middle							
Frequency(MHz)	S G.Lev (dBm)	Ant(dBi)	Loss	PMea (dBm)	Limit （dBm）	Margin (dBm)	Polarity
1672.19	-33.86	9.56	9.72	-34.02	-13.00	-21.02	H
2508.82	-34.64	10.50	10.86	-35.00	-13.00	-22.00	H
3345.28	-33.57	12.78	11.57	-32.36	-13.00	-19.36	H
1672.19	-34.64	9.56	9.72	-34.80	-13.00	-21.80	V
2508.82	-34.79	10.50	10.86	-35.15	-13.00	-22.15	V
3345.28	-33.09	12.78	11.57	-31.88	-13.00	-18.88	V
LTE Band 5 / 10MHz / QPSK / RB Size 1 Offset 0/ The Worst Test Results for Highest							
Frequency(MHz)	S G.Lev (dBm)	Ant(dBi)	Loss	PMea (dBm)	Limit （dBm）	Margin (dBm)	Polarity
1687.59	-34.37	9.56	9.72	-34.53	-13.00	-21.53	H
2531.38	-35.22	10.50	10.86	-35.58	-13.00	-22.58	H
3375.78	-32.92	12.78	11.57	-31.71	-13.00	-18.71	H
1687.59	-35.74	9.56	9.72	-35.90	-13.00	-22.90	V
2531.38	-34.00	10.50	10.86	-34.36	-13.00	-21.36	V
3375.78	-32.62	12.78	11.57	-31.41	-13.00	-18.41	V

LTE Band 7 / 5MHz / QPSK / RB Size 1 Offset 0/ The Worst Test Results for Lowest							
Frequency(MHz)	S G.Lev (dBm)	Ant(dBi)	Loss	PMea (dBm)	Limit （dBm）	Margin (dBm)	Polarity
5005.31	-34.15	12.66	15.86	-37.35	-25.00	-12.35	H
7507.81	-35.45	11.46	19.28	-43.27	-25.00	-18.27	H
10010.40	-32.25	12.79	23.19	-42.65	-25.00	-17.65	H
5005.31	-35.29	12.66	15.86	-38.49	-25.00	-13.49	V
7507.81	-34.10	11.46	19.28	-41.92	-25.00	-16.92	V
10010.40	-31.97	12.79	23.19	-42.37	-25.00	-17.37	V
LTE Band 7 / 5MHz / QPSK / RB Size 1 Offset 0/ The Worst Test Results for Middle							
Frequency(MHz)	S G.Lev (dBm)	Ant(dBi)	Loss	PMea (dBm)	Limit （dBm）	Margin (dBm)	Polarity
5069.98	-33.88	12.72	15.86	-37.02	-25.00	-12.02	H
7605.12	-35.47	11.46	19.28	-43.29	-25.00	-18.29	H
10139.96	-33.37	12.09	23.19	-44.47	-25.00	-19.47	H
5069.98	-35.70	12.72	15.86	-38.84	-25.00	-13.84	V
7605.12	-34.60	11.46	19.28	-42.42	-25.00	-17.42	V
10139.96	-31.98	12.09	23.19	-43.08	-25.00	-18.08	V
LTE Band 7 / 5MHz / QPSK / RB Size 1 Offset 0/ The Worst Test Results for Highest							
Frequency(MHz)	S G.Lev (dBm)	Ant(dBi)	Loss	PMea (dBm)	Limit （dBm）	Margin (dBm)	Polarity
5133.55	-34.86	12.76	15.86	-37.96	-25.00	-12.96	H
7701.39	-34.69	11.45	19.28	-42.52	-25.00	-17.52	H
10268.26	-32.30	12.28	23.19	-43.21	-25.00	-18.21	H
5133.55	-35.91	12.76	15.86	-39.01	-25.00	-14.01	V
7701.39	-34.73	11.45	19.28	-42.56	-25.00	-17.56	V
10268.26	-32.79	12.28	23.19	-43.70	-25.00	-18.70	V

LTE Band 7 / 10MHz / QPSK / RB Size 1 Offset 0/ The Worst Test Results for Lowest							
Frequency(MHz)	S G.Lev (dBm)	Ant(dBi)	Loss	PMea (dBm)	Limit （dBm）	Margin (dBm)	Polarity
5010.39	-33.97	12.66	15.86	-37.17	-25.00	-12.17	H
7515.48	-34.32	11.46	19.28	-42.14	-25.00	-17.14	H
10020.46	-33.02	12.79	23.19	-43.42	-25.00	-18.42	H
5010.39	-35.82	12.66	15.86	-39.02	-25.00	-14.02	V
7515.48	-34.42	11.46	19.28	-42.24	-25.00	-17.24	V
10020.46	-32.08	12.79	23.19	-42.48	-25.00	-17.48	V
LTE Band 7 / 10MHz / QPSK / RB Size 1 Offset 0/ The Worst Test Results for Middle							
Frequency(MHz)	S G.Lev (dBm)	Ant(dBi)	Loss	PMea (dBm)	Limit （dBm）	Margin (dBm)	Polarity
5069.91	-34.70	12.72	15.86	-37.84	-25.00	-12.84	H
7604.92	-34.69	11.46	19.28	-42.51	-25.00	-17.51	H
10139.61	-32.34	12.09	23.19	-43.44	-25.00	-18.44	H
5069.91	-34.68	12.72	15.86	-37.82	-25.00	-12.82	V
7604.92	-34.79	11.46	19.28	-42.61	-25.00	-17.61	V
10139.61	-32.90	12.09	23.19	-44.00	-25.00	-19.00	V
LTE Band 7 / 10MHz / QPSK / RB Size 1 Offset 0/ The Worst Test Results for Highest							
Frequency(MHz)	S G.Lev (dBm)	Ant(dBi)	Loss	PMea (dBm)	Limit （dBm）	Margin (dBm)	Polarity
5129.24	-34.73	12.76	15.86	-37.83	-25.00	-12.83	H
7693.94	-34.91	11.45	19.28	-42.74	-25.00	-17.74	H
10258.78	-33.38	12.28	23.19	-44.29	-25.00	-19.29	H
5129.24	-35.25	12.76	15.86	-38.35	-25.00	-13.35	V
7693.94	-34.91	11.45	19.28	-42.74	-25.00	-17.74	V
10258.78	-33.15	12.28	23.19	-44.06	-25.00	-19.06	V

LTE Band 7 / 15MHz / QPSK / RB Size 1 Offset 0/ The Worst Test Results for Lowest							
Frequency(MHz)	S G.Lev (dBm)	Ant(dBi)	Loss	PMea (dBm)	Limit （dBm）	Margin (dBm)	Polarity
5015.88	-33.73	12.66	15.86	-36.93	-25.00	-11.93	H
7524.18	-35.25	11.46	19.28	-43.07	-25.00	-18.07	H
10031.70	-33.07	12.79	23.19	-43.47	-25.00	-18.47	H
5015.88	-35.73	12.66	15.86	-38.93	-25.00	-13.93	V
7524.18	-34.68	11.46	19.28	-42.50	-25.00	-17.50	V
10031.70	-32.45	12.79	23.19	-42.85	-25.00	-17.85	V
LTE Band 7 / 15MHz / QPSK / RB Size 1 Offset 0/ The Worst Test Results for Middle							
Frequency(MHz)	S G.Lev (dBm)	Ant(dBi)	Loss	PMea (dBm)	Limit （dBm）	Margin (dBm)	Polarity
5070.04	-34.78	12.72	15.86	-37.92	-25.00	-12.92	H
7605.04	-34.11	11.46	19.28	-41.93	-25.00	-16.93	H
10140.03	-33.29	12.09	23.19	-44.39	-25.00	-19.39	H
5070.04	-35.06	12.72	15.86	-38.20	-25.00	-13.20	V
7605.04	-35.03	11.46	19.28	-42.85	-25.00	-17.85	V
10140.03	-32.08	12.09	23.19	-43.18	-25.00	-18.18	V
LTE Band 7 / 15MHz / QPSK / RB Size 1 Offset 0/ The Worst Test Results for Highest							
Frequency(MHz)	S G.Lev (dBm)	Ant(dBi)	Loss	PMea (dBm)	Limit （dBm）	Margin (dBm)	Polarity
5123.42	-34.37	12.76	15.86	-37.47	-25.00	-12.47	H
7523.91	-34.17	11.45	19.28	-42.00	-25.00	-17.00	H
10032.10	-32.17	12.28	23.19	-43.08	-25.00	-18.08	H
5123.42	-34.92	12.76	15.86	-38.02	-25.00	-13.02	V
7523.91	-35.06	11.45	19.28	-42.89	-25.00	-17.89	V
10032.10	-32.09	12.28	23.19	-43.00	-25.00	-18.00	V

LTE Band 7 / 20MHz / QPSK / RB Size 1 Offset 0/ The Worst Test Results for Lowest							
Frequency(MHz)	S G.Lev (dBm)	Ant(dBi)	Loss	PMea (dBm)	Limit （dBm）	Margin (dBm)	Polarity
5020.91	-33.76	12.66	15.86	-36.96	-25.00	-11.96	H
7531.11	-35.36	11.46	19.28	-43.18	-25.00	-18.18	H
10258.69	-32.92	12.79	23.19	-43.32	-25.00	-18.32	H
5020.91	-34.93	12.66	15.86	-38.13	-25.00	-13.13	V
7531.11	-34.89	11.46	19.28	-42.71	-25.00	-17.71	V
10258.69	-32.57	12.79	23.19	-42.97	-25.00	-17.97	V
LTE Band 7 / 20MHz / QPSK / RB Size 1 Offset 0/ The Worst Test Results for Middle							
Frequency(MHz)	S G.Lev (dBm)	Ant(dBi)	Loss	PMea (dBm)	Limit （dBm）	Margin (dBm)	Polarity
5069.77	-34.45	12.72	15.86	-37.59	-25.00	-12.59	H
7604.82	-35.32	11.46	19.28	-43.14	-25.00	-18.14	H
10139.78	-32.56	12.09	23.19	-43.66	-25.00	-18.66	H
5069.77	-35.58	12.72	15.86	-38.72	-25.00	-13.72	V
7604.82	-33.96	11.46	19.28	-41.78	-25.00	-16.78	V
10139.78	-31.98	12.09	23.19	-43.08	-25.00	-18.08	V
LTE Band 7 / 20MHz / QPSK / RB Size 1 Offset 0/ The Worst Test Results for Highest							
Frequency(MHz)	S G.Lev (dBm)	Ant(dBi)	Loss	PMea (dBm)	Limit （dBm）	Margin (dBm)	Polarity
5118.72	-33.52	12.76	15.86	-36.62	-25.00	-11.62	H
7678.42	-35.09	11.45	19.28	-42.92	-25.00	-17.92	H
10237.78	-33.62	12.28	23.19	-44.53	-25.00	-19.53	H
5118.72	-35.10	12.76	15.86	-38.20	-25.00	-13.20	V
7678.42	-35.18	11.45	19.28	-43.01	-25.00	-18.01	V
10237.78	-32.06	12.28	23.19	-42.97	-25.00	-17.97	V

APPENDIX-PHOTOS OF TEST SETUP

Note: See test photos in setup photo document for the actual connections between Product and support equipment.

※※※※※END OF THE REPORT※※※※※