Appendix Test Data

Report No:	182512C400222102	Test Sample NO:	1-2-2
Start Test Date:	2024.07.04	Finish Test Date:	2024.07.04
Test Engineer:	Joker Huang	Auditor:	Justin Feng
Temperature:	26.3℃	Relative Humidity:	45%
Pressure:	101 kPa		

Appendix A: DTS Bandwidth

Test Result

TestMode	Antenna	Frequency[MHz]	DTS BW [MHz]	FL[MHz]	FH[MHz]	Limit[MHz]	Verdict
BLE_1M	Ant1	2402	0.67	2401.64	2402.30	0.5	PASS
BLE_1M	Ant1	2440	0.67	2439.64	2440.32	0.5	PASS
BLE_1M	Ant1	2480	0.71	2479.62	2480.33	0.5	PASS
BLE_2M	Ant1	2402	1.36	2401.30	2402.66	0.5	PASS
BLE_2M	Ant1	2440	1.16	2439.42	2440.58	0.5	PASS
BLE_2M	Ant1	2480	1.23	2479.34	2480.58	0.5	PASS

Test Graphs

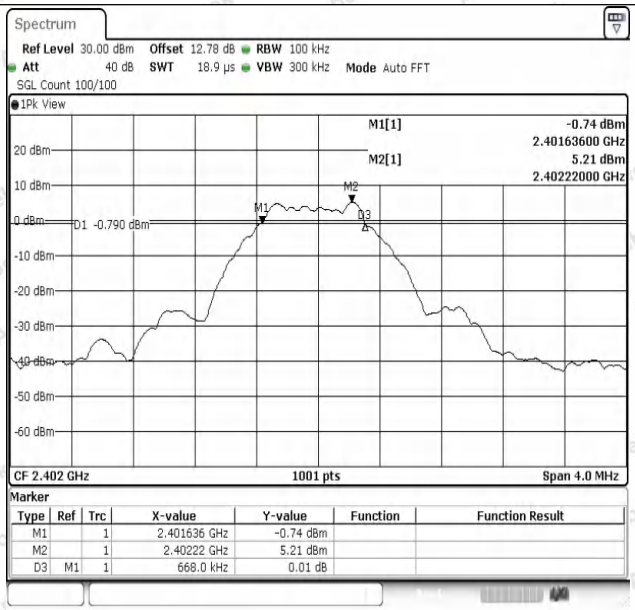

BLE_1M-Ant1-2402-PASS

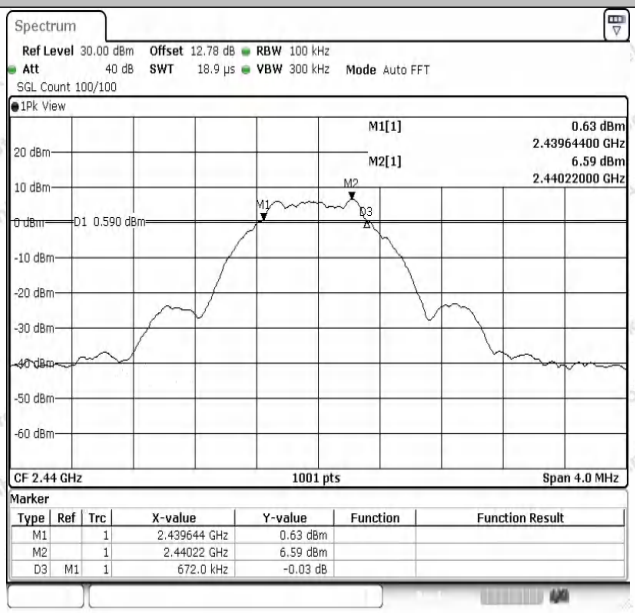

BLE_1M-Ant1-2440-PASS

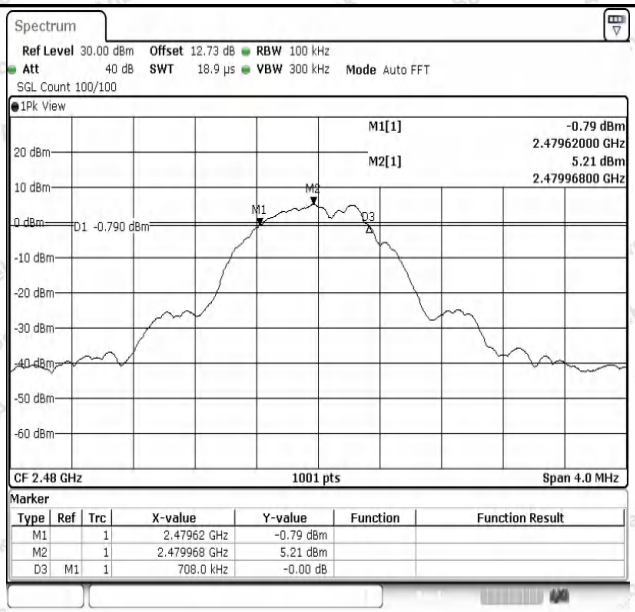

BLE_1M-Ant1-2480-PASS

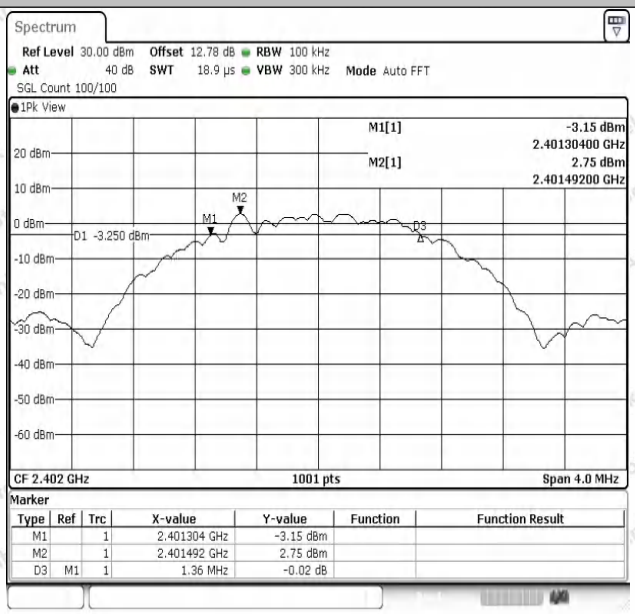

BLE_2M-Ant1-2402-PASS

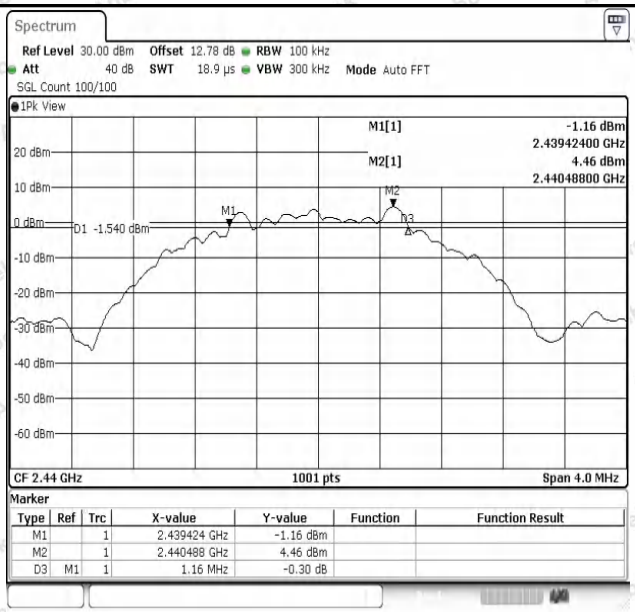

BLE_2M-Ant1-2440-PASS

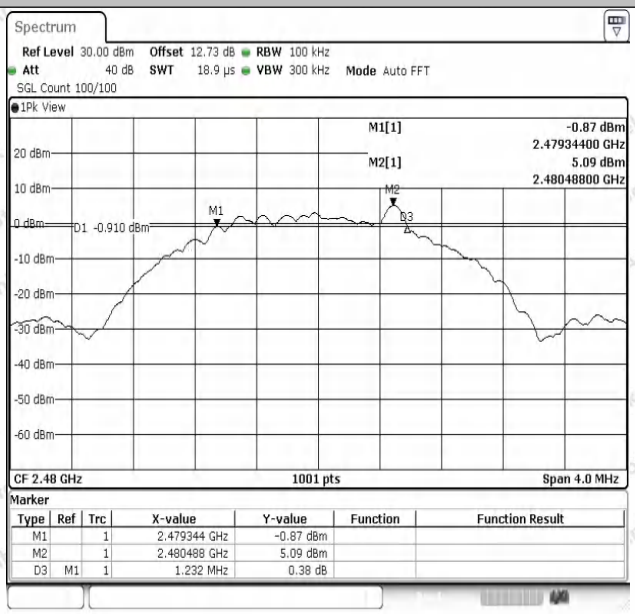

BLE_2M-Ant1-2480-PASS

Appendix B: Occupied Channel Bandwidth

Test Result

TestMode	Antenna	Frequency[MHz]	OCB [MHz]	FL[MHz]	FH[MHz]	Limit[MHz]	Verdict
BLE_1M	Ant1	2402	1.035	2401.4685	2402.5035	---	---
BLE_1M	Ant1	2440	1.031	2439.4685	2440.4995	---	---
BLE_1M	Ant1	2480	1.027	2479.4685	2480.4955	---	---
BLE_2M	Ant1	2402	2.062	2400.9770	2403.0390	---	---
BLE_2M	Ant1	2440	2.074	2438.9690	2441.0430	---	---
BLE_2M	Ant1	2480	2.062	2478.9770	2481.0390	---	---

Test Graphs

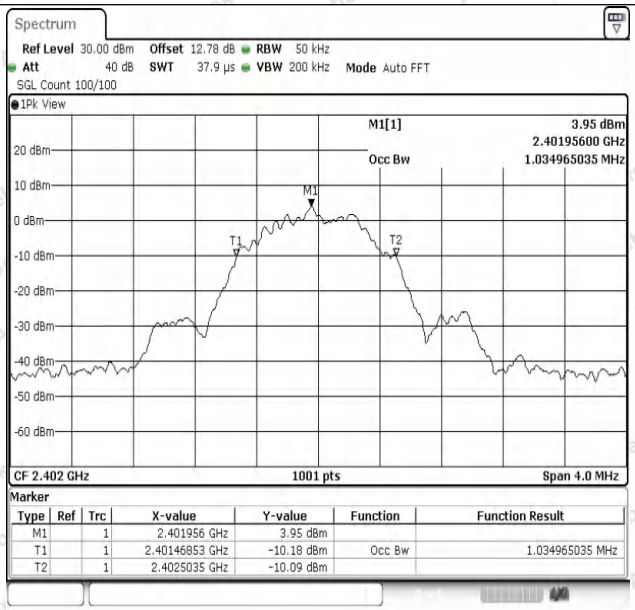

BLE_1M-Ant1-2402

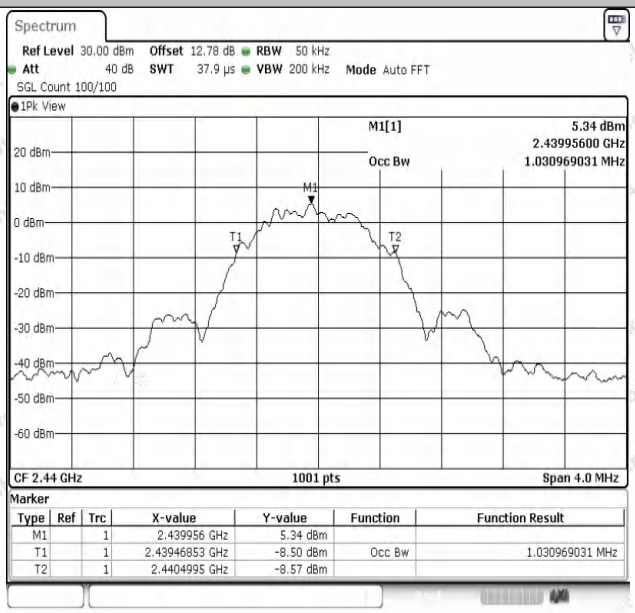

BLE_1M-Ant1-2440

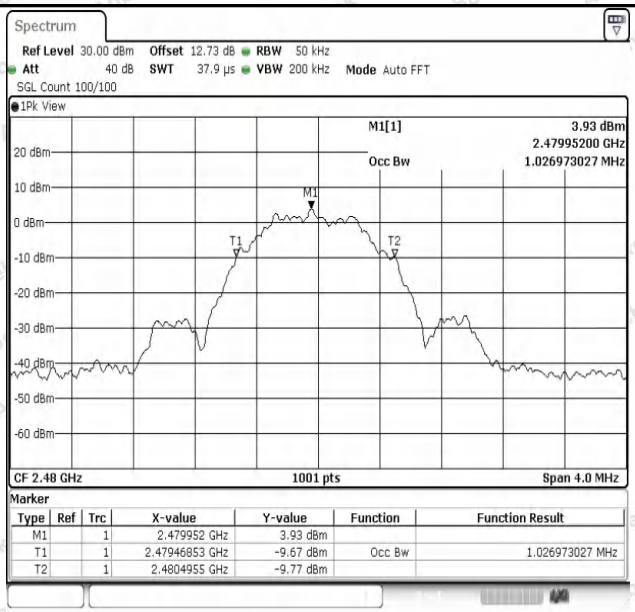

BLE_1M-Ant1-2480

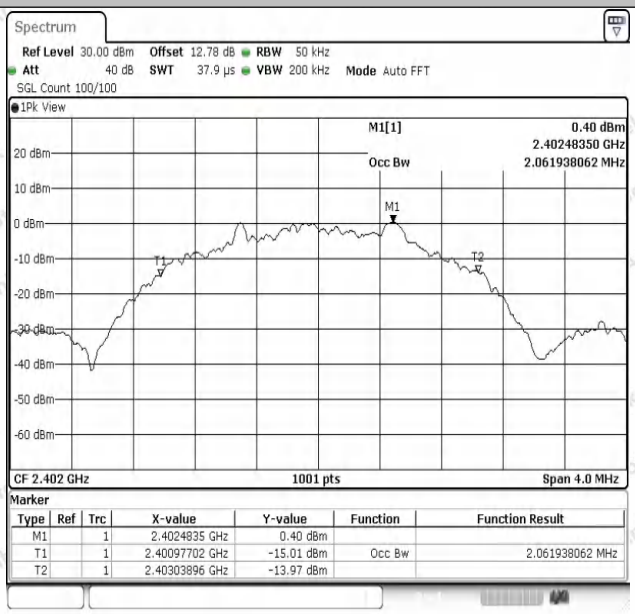

BLE_2M-Ant1-2402

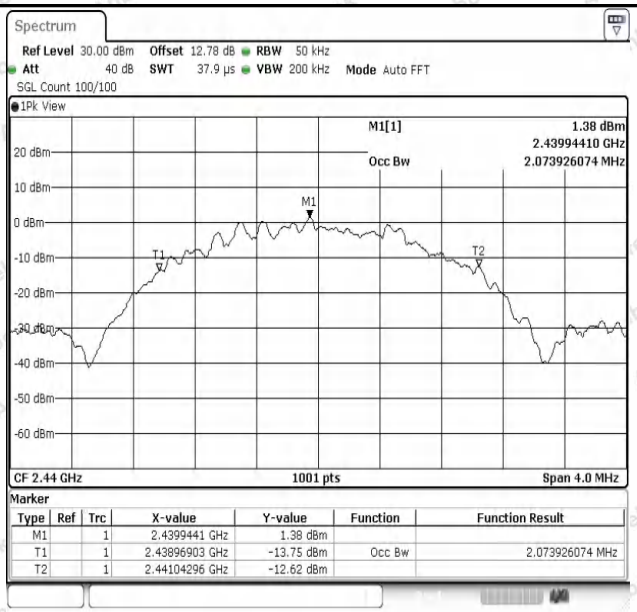

BLE_2M-Ant1-2440

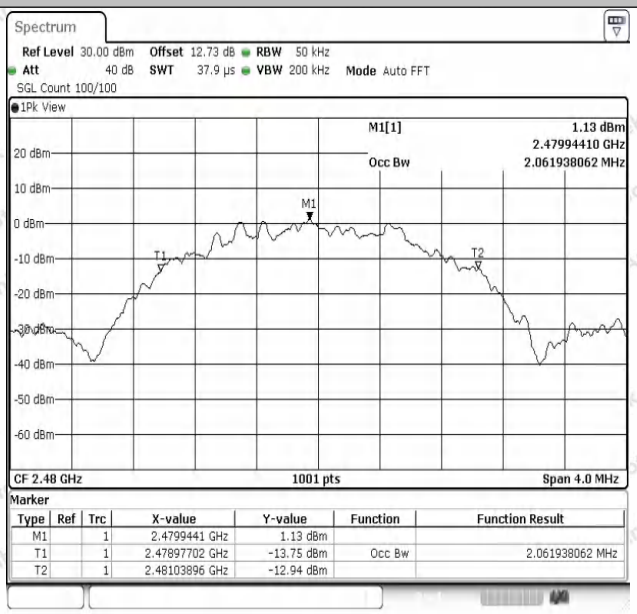

BLE_2M-Ant1-2480

Appendix C: Maximum conducted output power

Test Result Peak

TestMode	Antenna	Frequency[MHz]	Conducted Peak Powert[dBm]	Conducted Limit[dBm]	Verdict
BLE_1M	Ant1	2402	6.10	≤30	PASS
BLE_1M	Ant1	2440	7.49	≤30	PASS
BLE_1M	Ant1	2480	6.06	≤30	PASS
BLE_2M	Ant1	2402	6.36	≤30	PASS
BLE_2M	Ant1	2440	6.44	≤30	PASS
BLE_2M	Ant1	2480	6.40	≤30	PASS

Test Graphs Peak

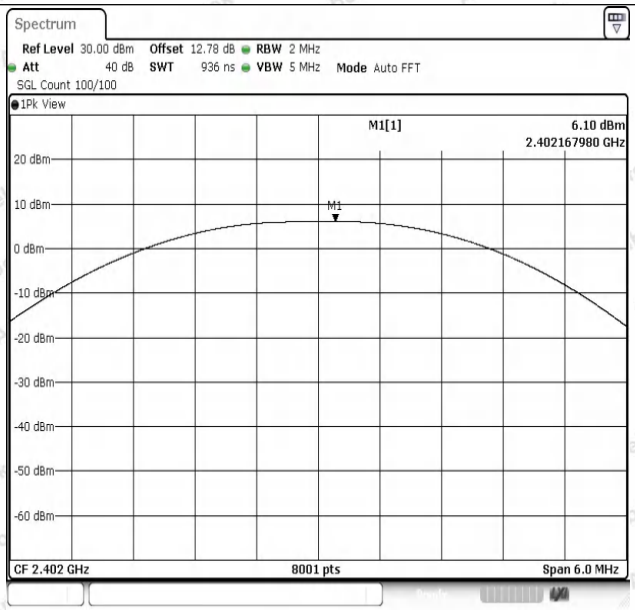

BLE_1M-Ant1-2402-PASS

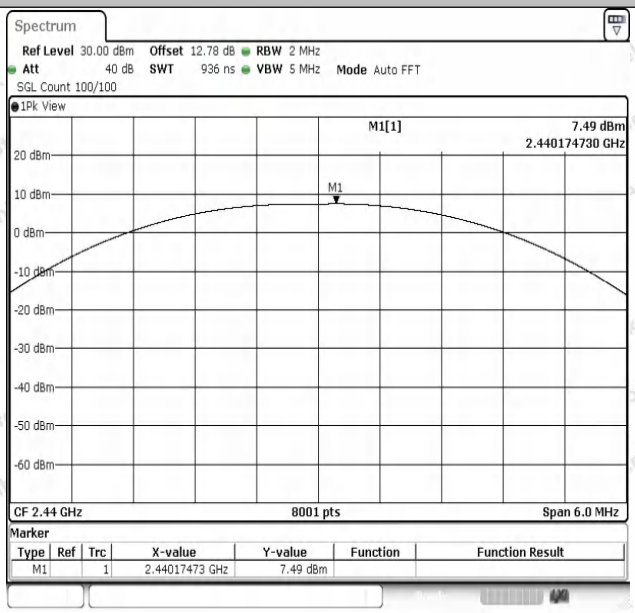

BLE_1M-Ant1-2440-PASS

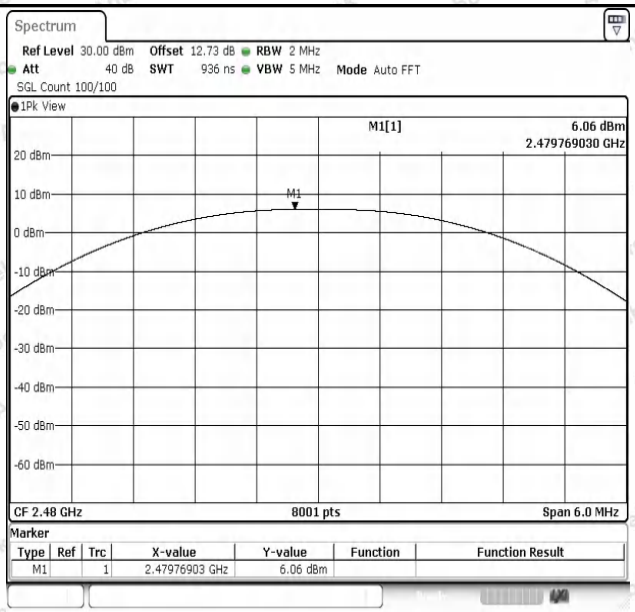

BLE_1M-Ant1-2480-PASS

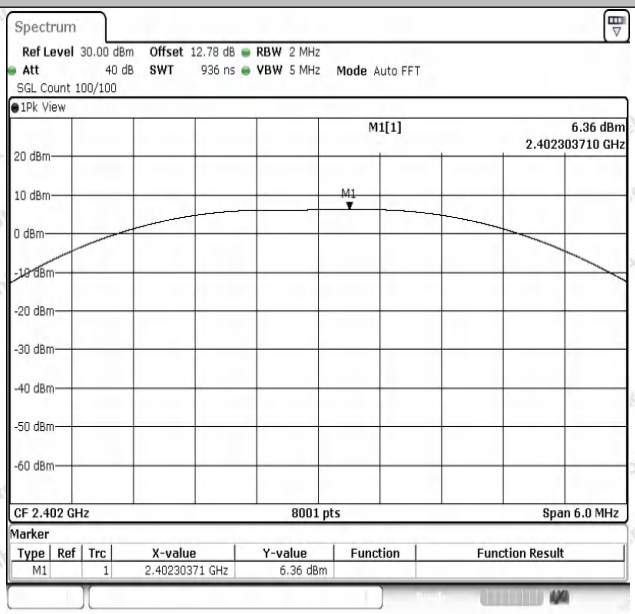

BLE_2M-Ant1-2402-PASS

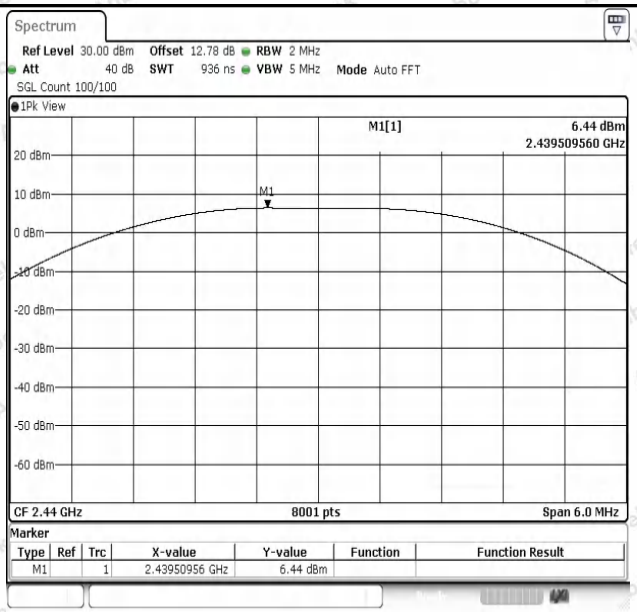

BLE_2M-Ant1-2440-PASS

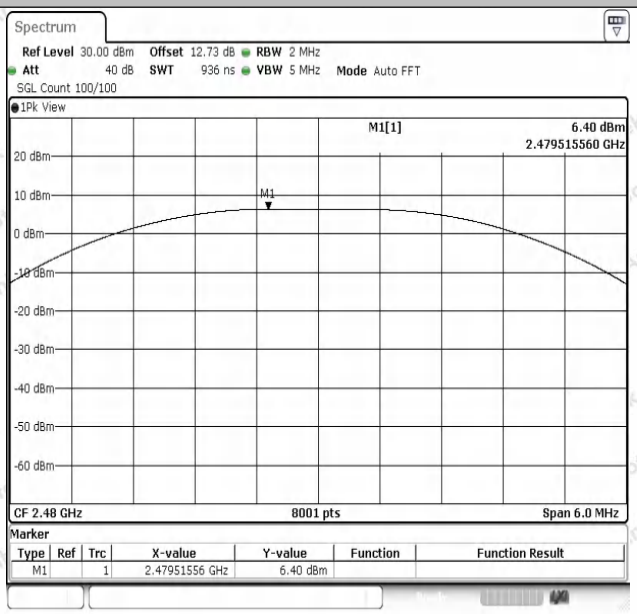

BLE_2M-Ant1-2480-PASS

Appendix D: Maximum power spectral density

Test Result

TestMode	Antenna	Frequency[MHz]	Result[dBm/3kHz]	Limit[dBm/3kHz]	Verdict
BLE_1M	Ant1	2402	-9.23	≤8.00	PASS
BLE_1M	Ant1	2440	-7.84	≤8.00	PASS
BLE_1M	Ant1	2480	-9.28	≤8.00	PASS
BLE_2M	Ant1	2402	-12.70	≤8.00	PASS
BLE_2M	Ant1	2440	-12.55	≤8.00	PASS
BLE_2M	Ant1	2480	-12.74	≤8.00	PASS

Test Graphs

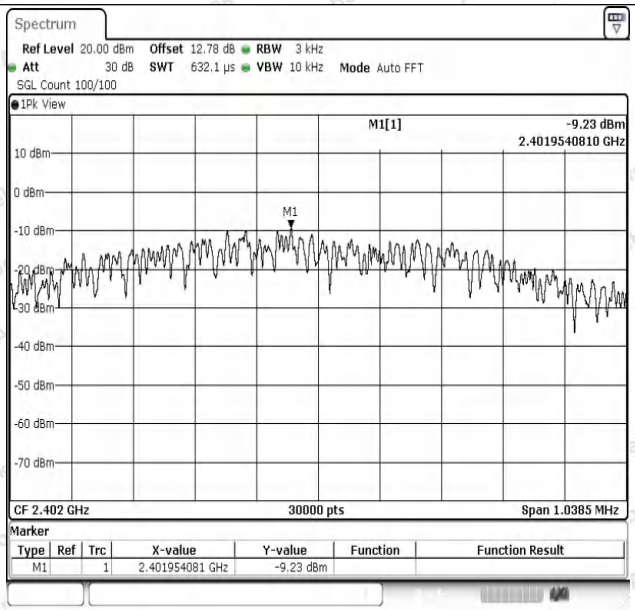

BLE_1M-Ant1-2402-PASS

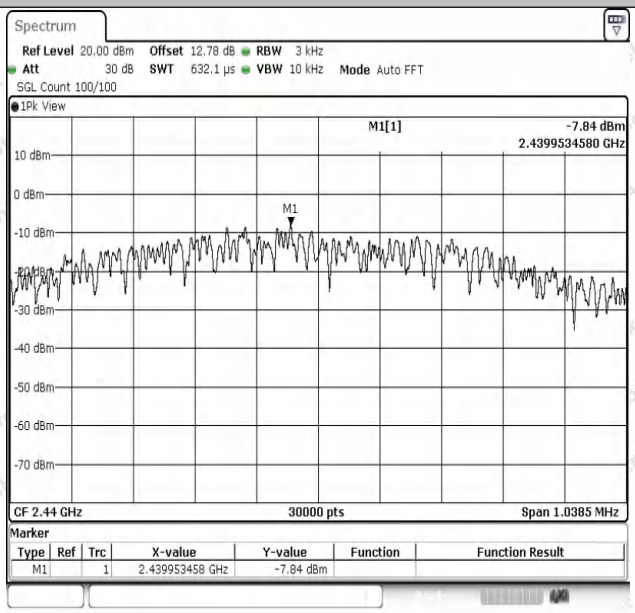

BLE_1M-Ant1-2440-PASS

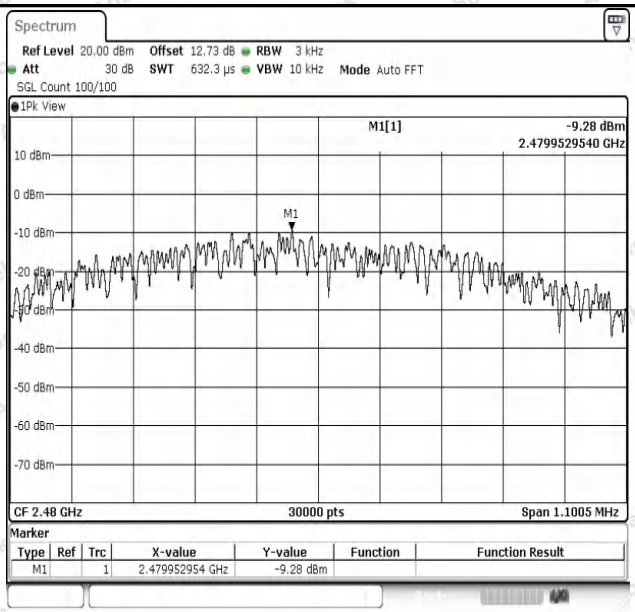

BLE_1M-Ant1-2480-PASS

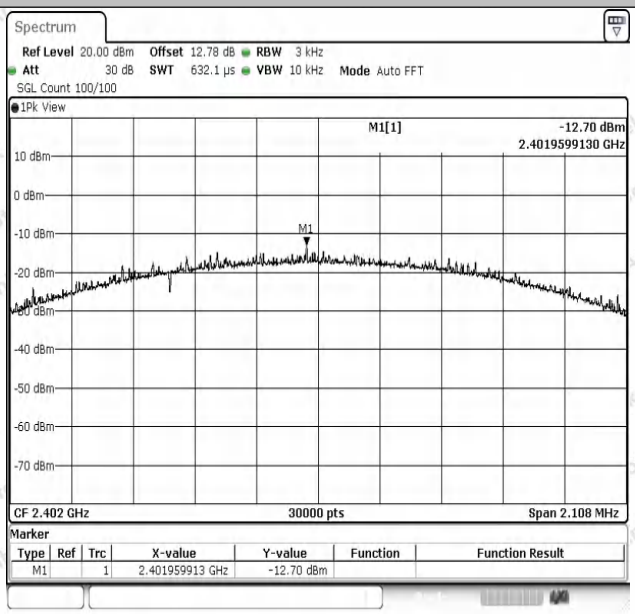

BLE_2M-Ant1-2402-PASS

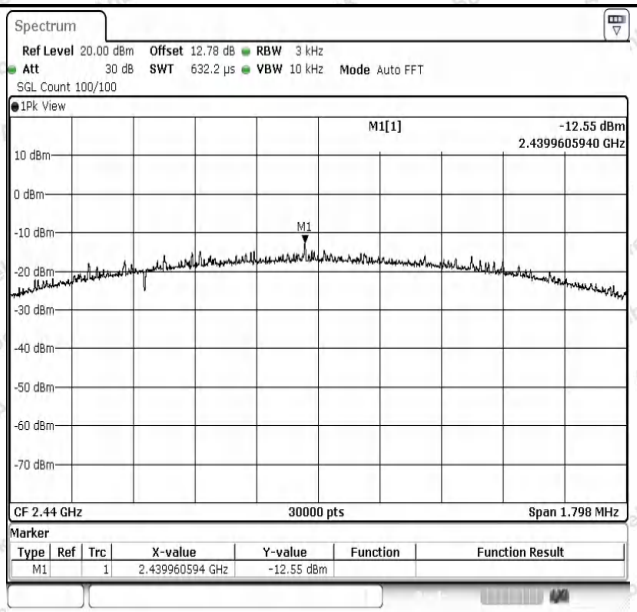

BLE_2M-Ant1-2440-PASS

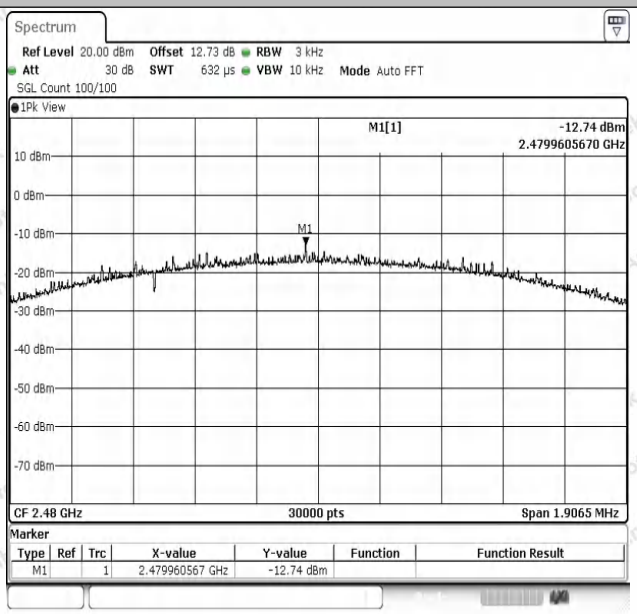

BLE_2M-Ant1-2480-PASS

Appendix E: Band edge measurements

Test Result

TestMode	Antenna	ChName	Frequency[MHz]	RefLevel[dBm]	Result[dBm]	Limit[dBm]	Verdict
BLE_1M	Ant1	Low	2402	3.91	-48.45	≤-16.09	PASS
BLE_1M	Ant1	High	2480	1.49	-48.2	≤-18.51	PASS
BLE_2M	Ant1	Low	2402	3.05	-27.77	≤-16.95	PASS
BLE_2M	Ant1	High	2480	2.78	-48.10	≤-17.22	PASS

Test Graphs

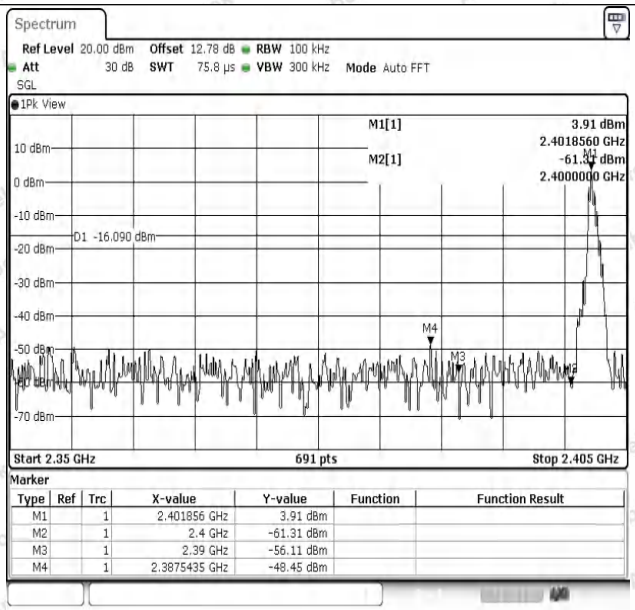

BLE_1M-Ant1-2402-PASS

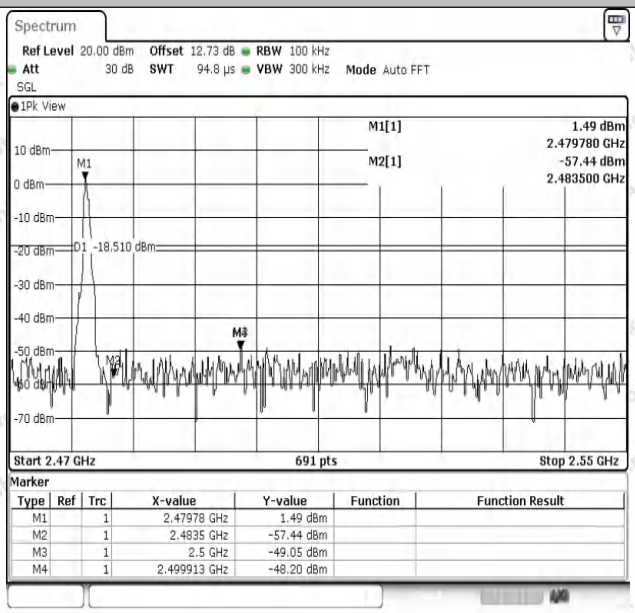

BLE_1M-Ant1-2480-PASS

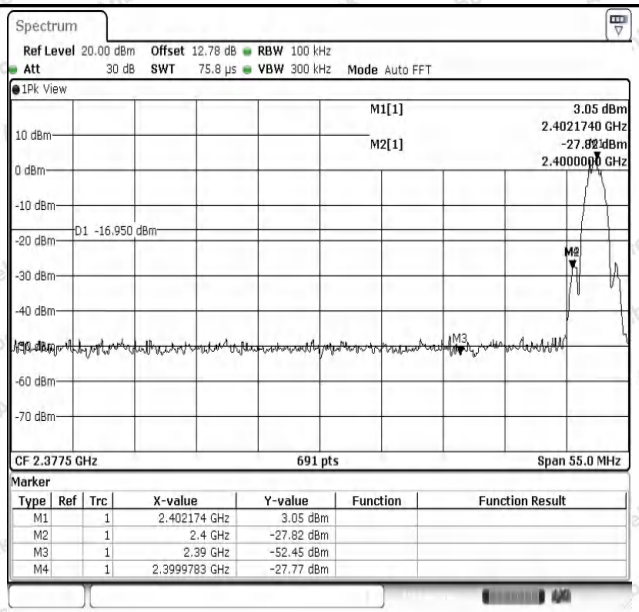

BLE_2M-Ant1-2402-PASS

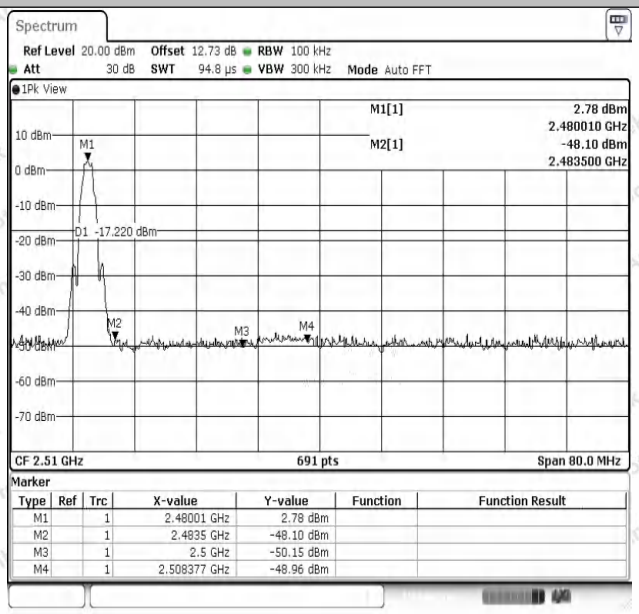

BLE_2M-Ant1-2480-PASS

Appendix F: Conducted Spurious Emission

Test Result

TestMode	Antenna	Frequency[MHz]	FreqRange [MHz]	RefLevel [dBm]	Result[dBm]	Limit[dBm]	Verdict
BLE_1M	Ant1	2402	0~Reference	2.02	2.02	---	PASS
BLE_1M	Ant1	2402	30~1000	2.02	-56.95	≤-17.98	PASS
BLE_1M	Ant1	2402	1000~26500	2.02	-49.39	≤-17.98	PASS
BLE_1M	Ant1	2440	0~Reference	5.22	5.22	---	PASS
BLE_1M	Ant1	2440	30~1000	5.22	-56.49	≤-14.78	PASS
BLE_1M	Ant1	2440	1000~26500	5.22	-49.68	≤-14.78	PASS
BLE_1M	Ant1	2480	0~Reference	4.96	4.96	---	PASS
BLE_1M	Ant1	2480	30~1000	4.96	-57.57	≤-15.04	PASS
BLE_1M	Ant1	2480	1000~26500	4.96	-49.84	≤-15.04	PASS
BLE_2M	Ant1	2402	0~Reference	1.60	1.60	---	PASS
BLE_2M	Ant1	2402	30~1000	1.60	-57.19	≤-18.4	PASS
BLE_2M	Ant1	2402	1000~26500	1.60	-49.92	≤-18.4	PASS
BLE_2M	Ant1	2440	0~Reference	0.99	0.99	---	PASS
BLE_2M	Ant1	2440	30~1000	0.99	-57.12	≤-19.01	PASS
BLE_2M	Ant1	2440	1000~26500	0.99	-49.2	≤-19.01	PASS
BLE_2M	Ant1	2480	0~Reference	4.10	4.10	---	PASS
BLE_2M	Ant1	2480	30~1000	4.10	-56.38	≤-15.9	PASS
BLE_2M	Ant1	2480	1000~26500	4.10	-49.3	≤-15.9	PASS

Test Graphs

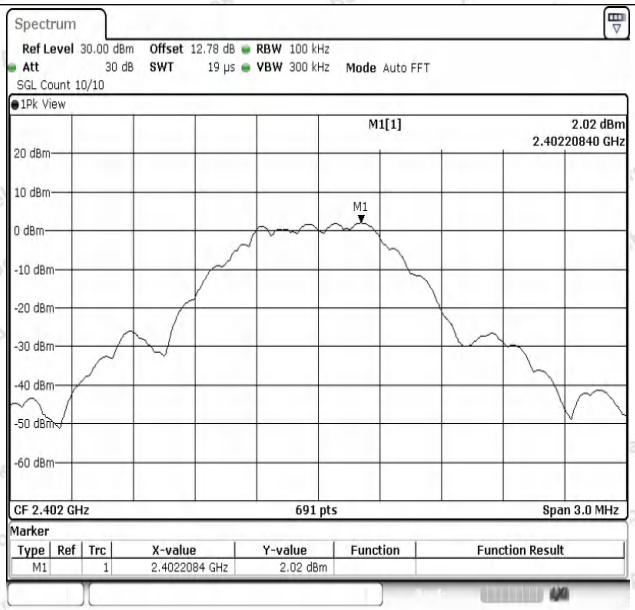

BLE_1M-Ant1-2402-0~Reference-PASS

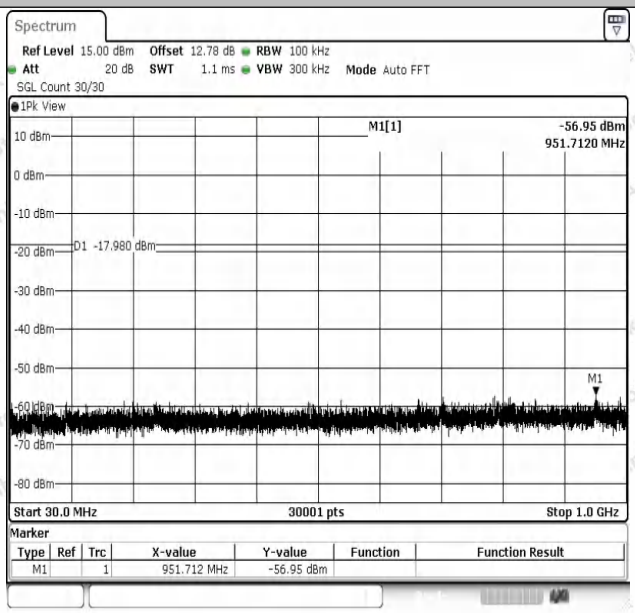

BLE_1M-Ant1-2402-30~1000-PASS

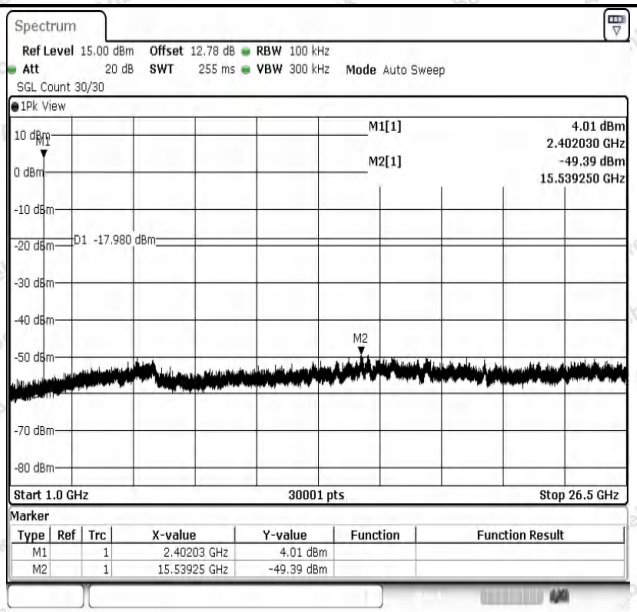

BLE_1M-Ant1-2402-1000~26500-PASS

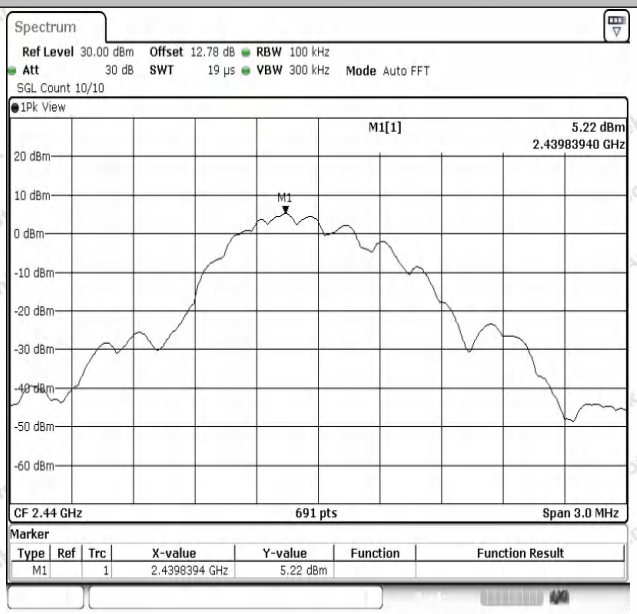

BLE_1M-Ant1-2440-0~Reference-PASS

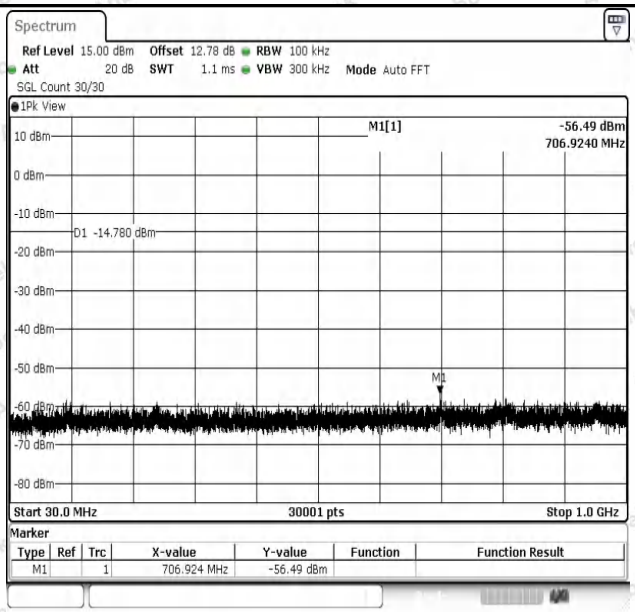

BLE_1M-Ant1-2440-30~1000-PASS

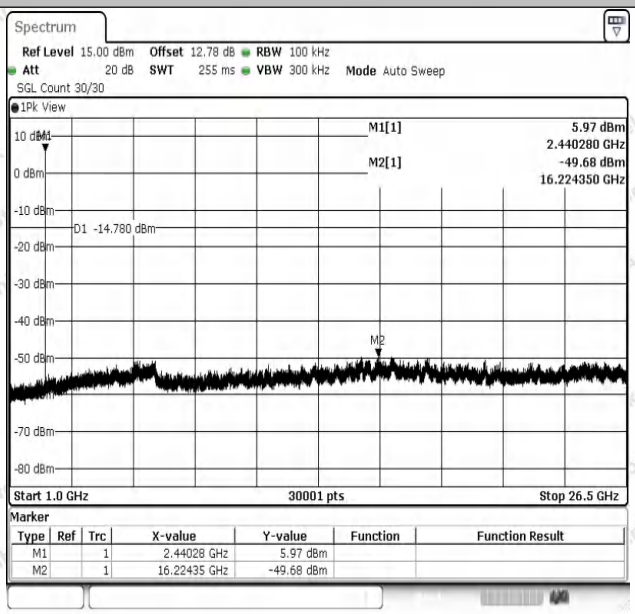

BLE_1M-Ant1-2440-1000~26500-PASS

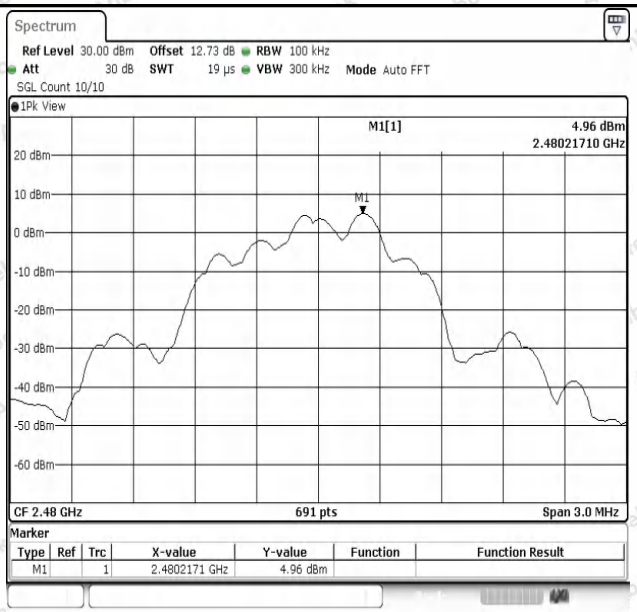

BLE_1M-Ant1-2480-0~Reference-PASS

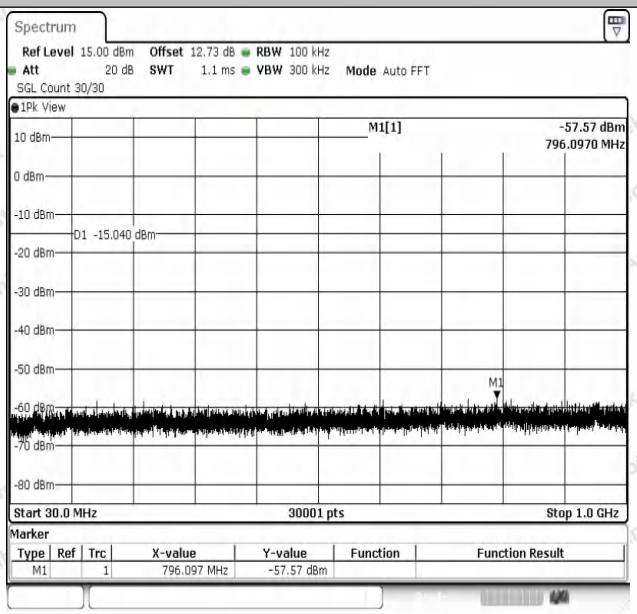

BLE_1M-Ant1-2480-30~1000-PASS

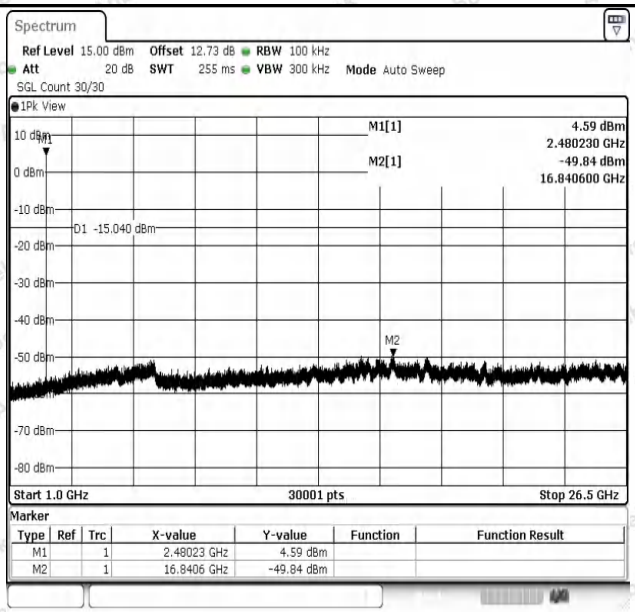

BLE_1M-Ant1-2480-1000~26500-PASS

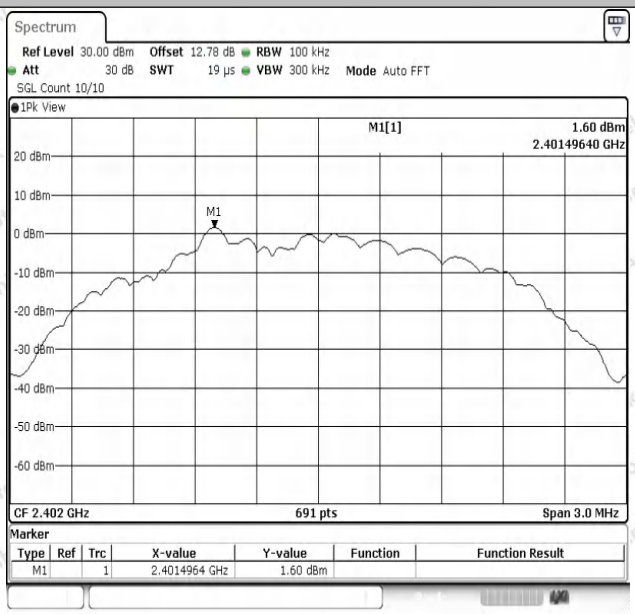

BLE_2M-Ant1-2402-0~Reference-PASS

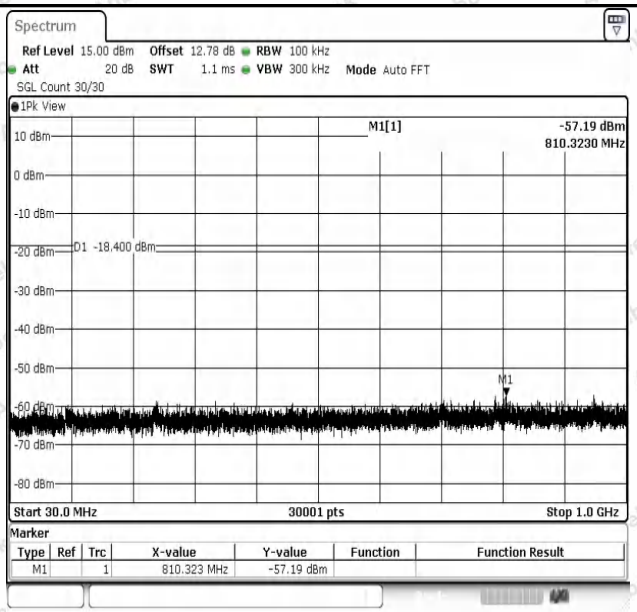

BLE_2M-Ant1-2402-30~1000-PASS

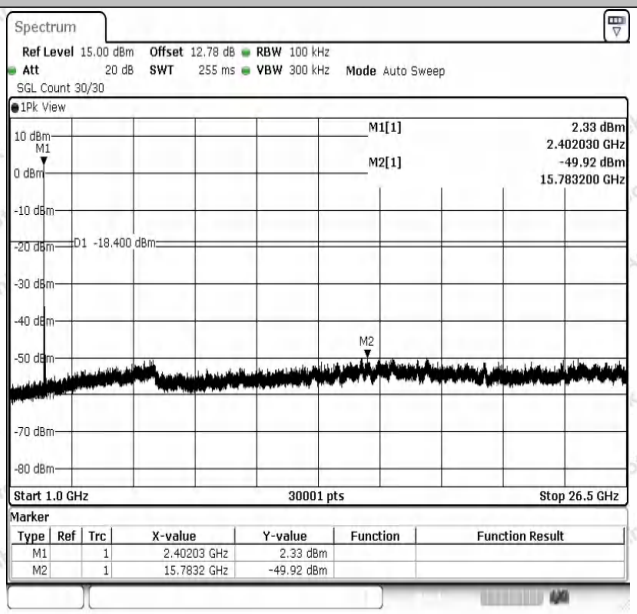

BLE_2M-Ant1-2402-1000~26500-PASS

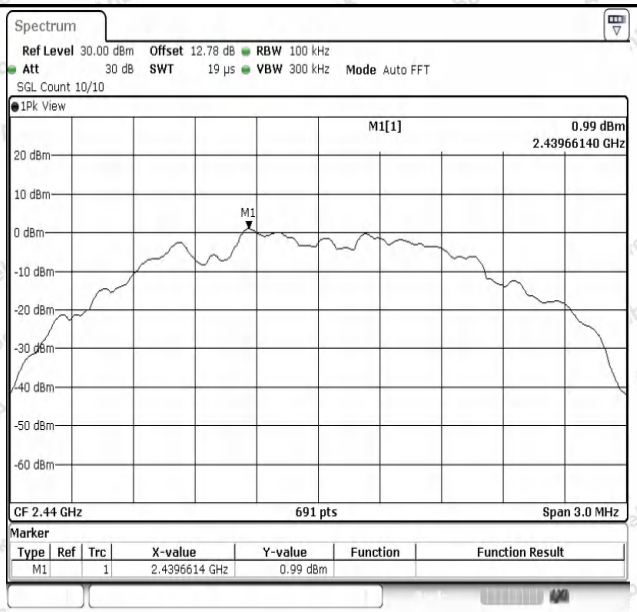

BLE_2M-Ant1-2440-0~Reference-PASS

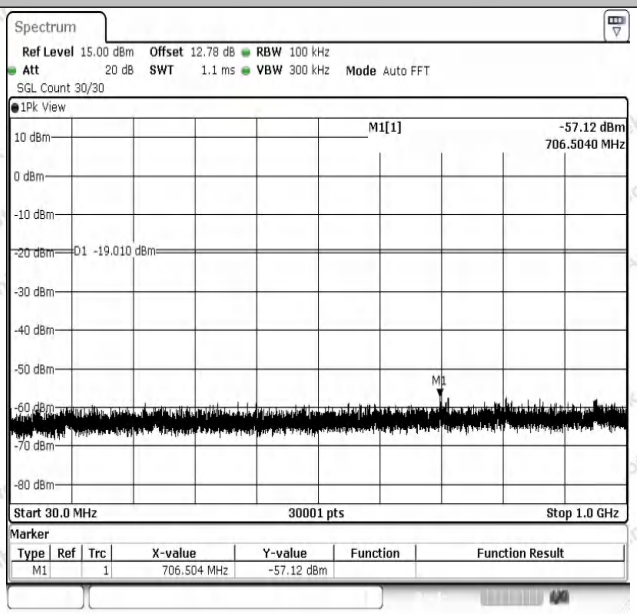

BLE_2M-Ant1-2440-30~1000-PASS

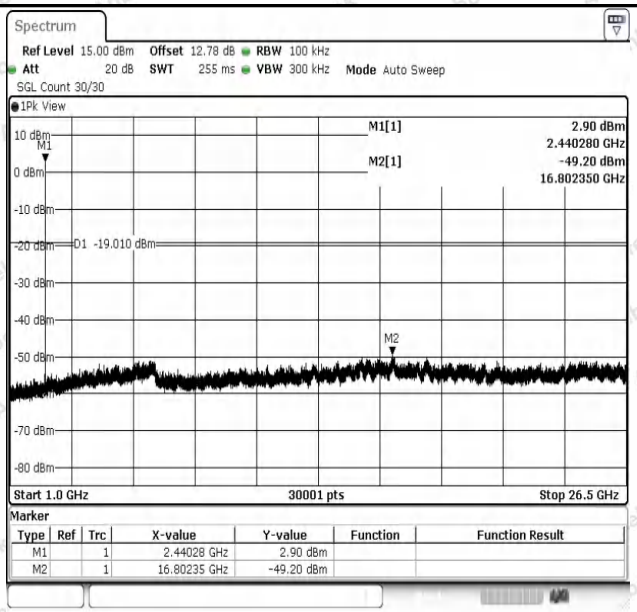

BLE_2M-Ant1-2440-1000~26500-PASS

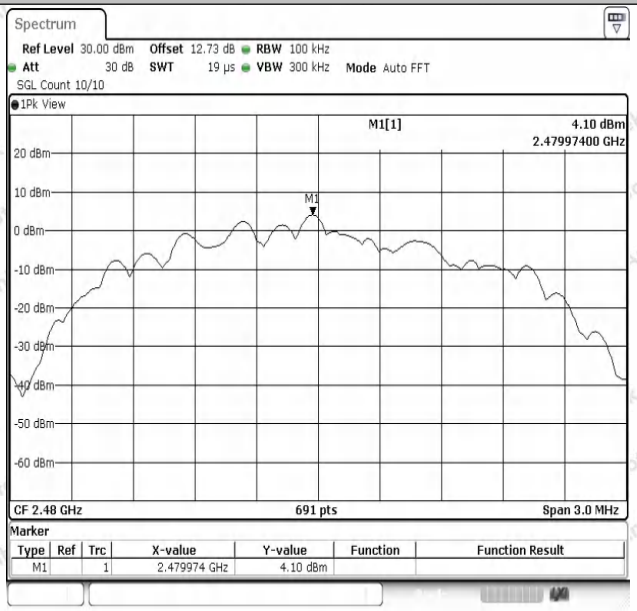

BLE_2M-Ant1-2480-0~Reference-PASS

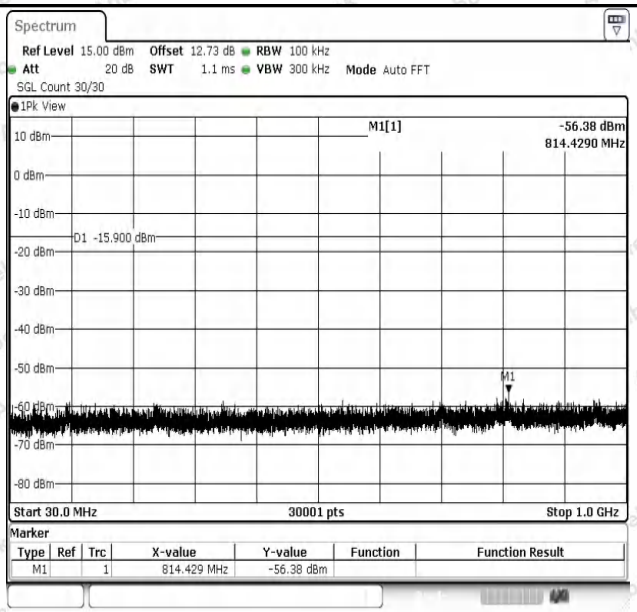

BLE_2M-Ant1-2480-30~1000-PASS

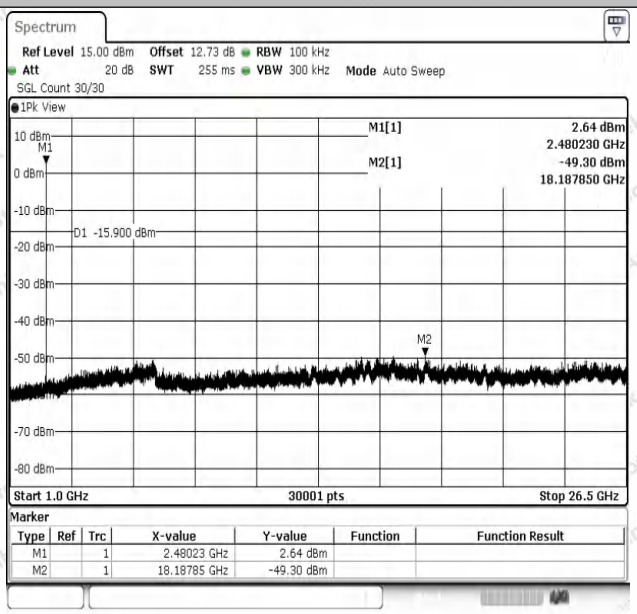

BLE_2M-Ant1-2480-1000~26500-PASS

Appendix G: Duty Cycle

Test Result

TestMode	Antenna	Frequency[MHz]	ON Time [ms]	Period [ms]	Duty Cycle [%]	Duty Cycle Factor[dB]
BLE_1M	Ant1	2402	0.38	0.62	61.29	2.13
BLE_1M	Ant1	2440	0.38	0.62	61.29	2.13
BLE_1M	Ant1	2480	0.38	0.62	61.29	2.13
BLE_2M	Ant1	2402	1.08	1.88	57.45	2.41
BLE_2M	Ant1	2440	1.08	1.88	57.45	2.41
BLE_2M	Ant1	2480	1.08	1.88	57.45	2.41

Test Graphs

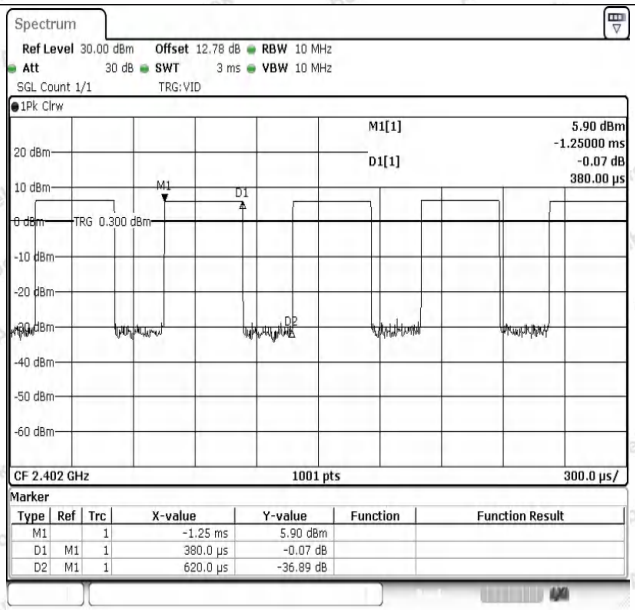

NTNV-BLE_1M-Ant1-2402

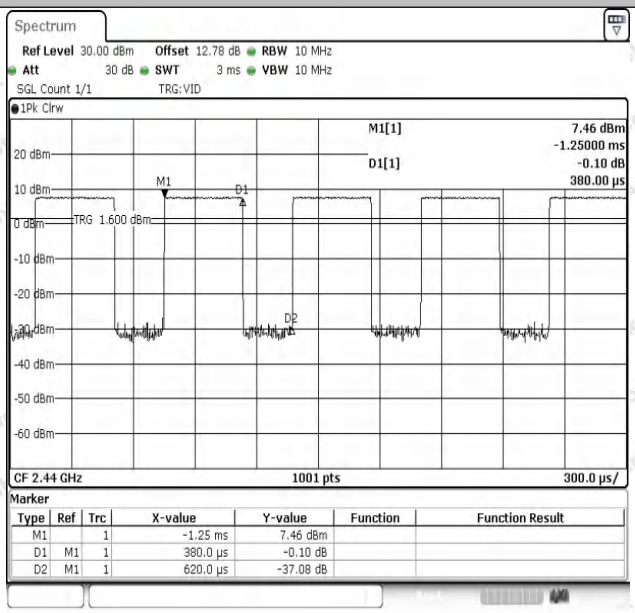

NTNV-BLE_1M-Ant1-2440

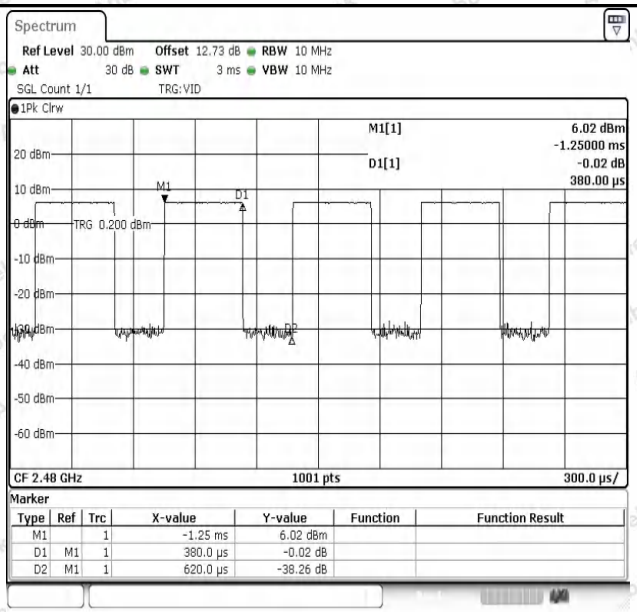

NTNV-BLE_1M-Ant1-2480

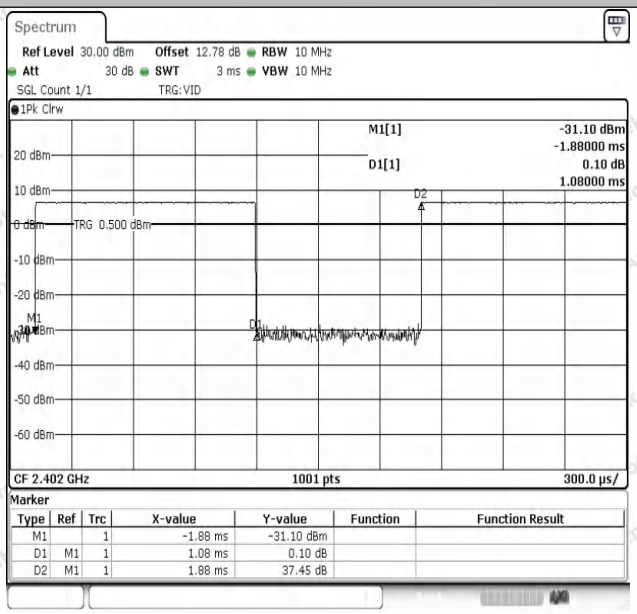

NTNV-BLE_2M-Ant1-2402

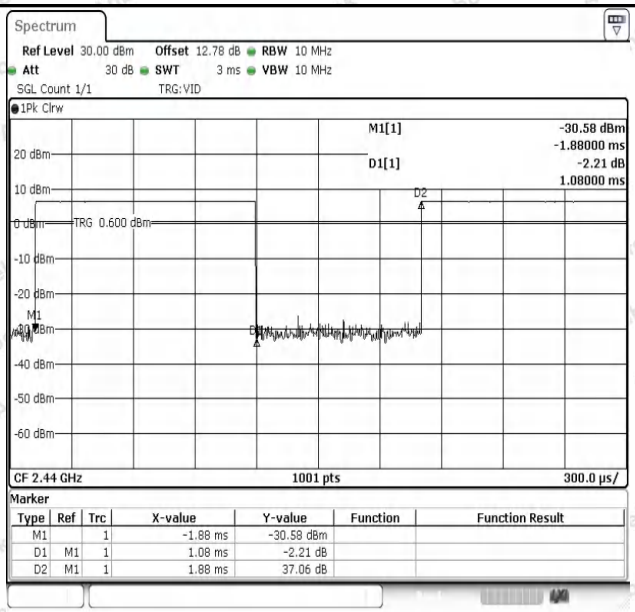

NTNV-BLE_2M-Ant1-2440

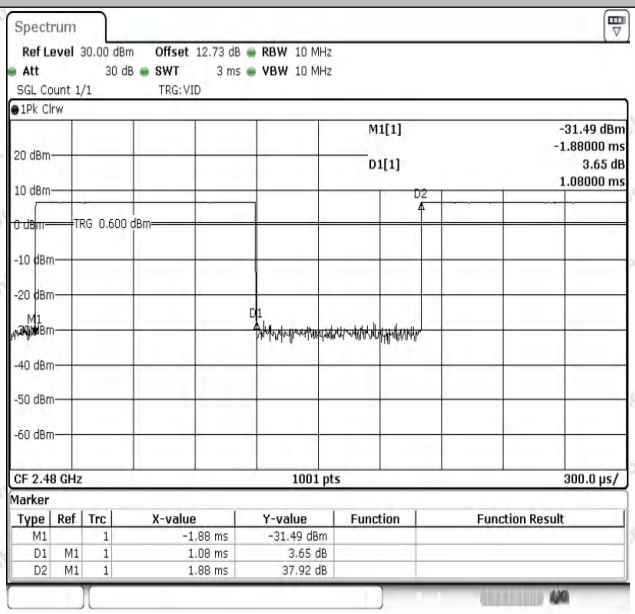

NTNV-BLE_2M-Ant1-2480

---End---