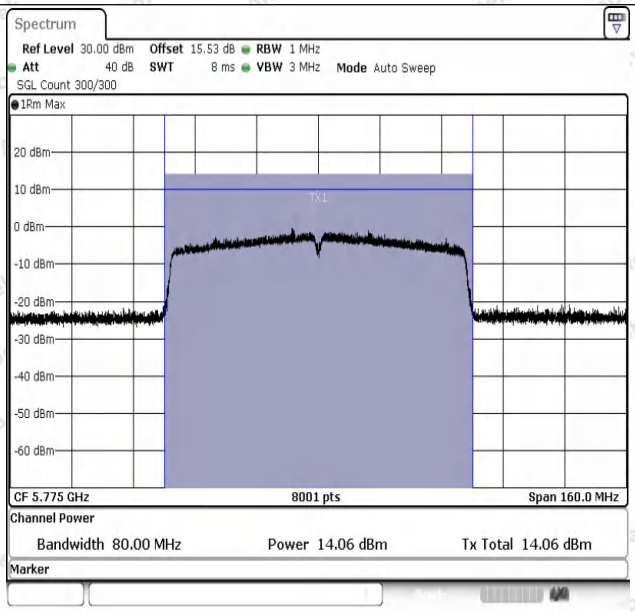

11AC80SISO-Ant1-5775-PASS

Appendix D: Maximum power spectral density

Test Result B1/B2/B3

TestMode	Antenna	Frequency[MHz]	Result [dBm/MHz]	Limit[dBm/MHz]	Verdict
11A	Ant1	5180	-0.74	≤11.00	PASS
11A	Ant1	5200	-0.31	≤11.00	PASS
11A	Ant1	5240	-1.13	≤11.00	PASS
11A	Ant1	5260	-0.92	≤11.00	PASS
11A	Ant1	5300	-1.33	≤11.00	PASS
11A	Ant1	5320	-1.07	≤11.00	PASS
11A	Ant1	5500	-1.61	≤11.00	PASS
11A	Ant1	5580	-3.75	≤11.00	PASS
11A	Ant1	5700	-3.14	≤11.00	PASS
11N20SISO	Ant1	5180	-0.55	≤11.00	PASS
11N20SISO	Ant1	5200	-0.79	≤11.00	PASS
11N20SISO	Ant1	5240	0.63	≤11.00	PASS
11N20SISO	Ant1	5260	-1.07	≤11.00	PASS
11N20SISO	Ant1	5300	-0.98	≤11.00	PASS
11N20SISO	Ant1	5320	-1.33	≤11.00	PASS
11N20SISO	Ant1	5500	-2.72	≤11.00	PASS
11N20SISO	Ant1	5580	-3.58	≤11.00	PASS
11N20SISO	Ant1	5700	-4.05	≤11.00	PASS
11N40SISO	Ant1	5190	-3.64	≤11.00	PASS
11N40SISO	Ant1	5230	-3.21	≤11.00	PASS
11N40SISO	Ant1	5270	-4.81	≤11.00	PASS
11N40SISO	Ant1	5310	-4.19	≤11.00	PASS
11N40SISO	Ant1	5510	-5.47	≤11.00	PASS
11N40SISO	Ant1	5550	-5.08	≤11.00	PASS
11N40SISO	Ant1	5670	-7.12	≤11.00	PASS
11AC20SISO	Ant1	5180	-0.89	≤11.00	PASS
11AC20SISO	Ant1	5200	-0.57	≤11.00	PASS
11AC20SISO	Ant1	5240	-0.57	≤11.00	PASS
11AC20SISO	Ant1	5260	-1.54	≤11.00	PASS
11AC20SISO	Ant1	5300	-2.14	≤11.00	PASS
11AC20SISO	Ant1	5320	-0.63	≤11.00	PASS
11AC20SISO	Ant1	5500	-2.23	≤11.00	PASS
11AC20SISO	Ant1	5580	-4.13	≤11.00	PASS
11AC20SISO	Ant1	5700	-3.38	≤11.00	PASS
11AC40SISO	Ant1	5190	-3.24	≤11.00	PASS
11AC40SISO	Ant1	5230	-3.05	≤11.00	PASS
11AC40SISO	Ant1	5270	-3.37	≤11.00	PASS
11AC40SISO	Ant1	5310	-3.83	≤11.00	PASS

11AC40SISO	Ant1	5510	-5.33	≤11.00	PASS
11AC40SISO	Ant1	5550	-6.79	≤11.00	PASS
11AC40SISO	Ant1	5670	-6.27	≤11.00	PASS
11AC80SISO	Ant1	5210	-9.73	≤11.00	PASS
11AC80SISO	Ant1	5290	-9.21	≤11.00	PASS
11AC80SISO	Ant1	5530	-11.20	≤11.00	PASS
11AC80SISO	Ant1	5610	-7.16	≤11.00	PASS

Note：The Duty Cycle Factor and RBW Factor is compensated in the graph.

Test Result B4

TestMode	Antenna	Frequency[MHz]	Result [dBm/300KHz]	Result [dBm/500KHz]	Limit[dBm/MHz]	Verdict
11A	Ant1	5745	-1.93	0.29	≤30.00	PASS
11A	Ant1	5785	-2.13	0.09	≤30.00	PASS
11A	Ant1	5825	-2.08	0.14	≤30.00	PASS
11N20SISO	Ant1	5745	-2.25	-0.03	≤30.00	PASS
11N20SISO	Ant1	5785	-2.52	-0.30	≤30.00	PASS
11N20SISO	Ant1	5825	-2.55	-0.33	≤30.00	PASS
11N40SISO	Ant1	5755	-4.78	-2.56	≤30.00	PASS
11N40SISO	Ant1	5795	-4.68	-2.46	≤30.00	PASS
11AC20SISO	Ant1	5745	-2.45	-0.23	≤30.00	PASS
11AC20SISO	Ant1	5785	-2.63	-0.41	≤30.00	PASS
11AC20SISO	Ant1	5825	-2.48	-0.26	≤30.00	PASS
11AC40SISO	Ant1	5755	-5.08	-2.86	≤30.00	PASS
11AC40SISO	Ant1	5795	-4.94	-2.72	≤30.00	PASS
11AC80SISO	Ant1	5775	-10.65	-10.74	≤30.00	PASS

Note：The Duty Cycle Factor and RBW Factor is compensated in the graph.

2. PSD(dBm/3kHz)= PSD(dBm/300kHz)- (10*log(300/500))

Test Graphs

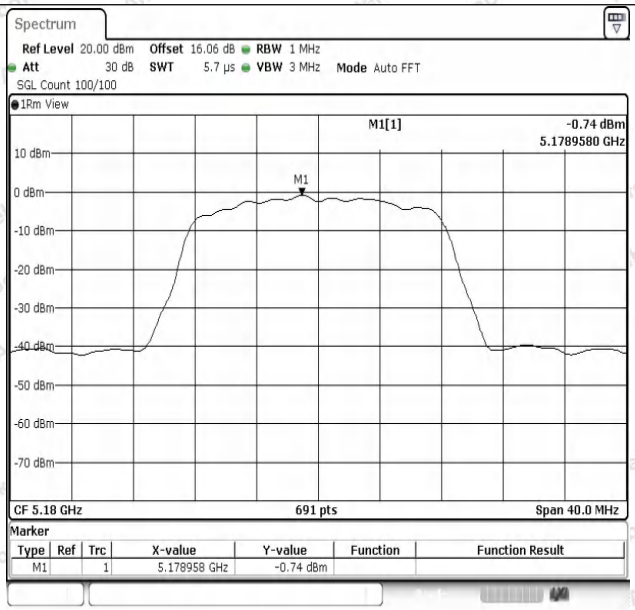

11A-Ant1-5180-PASS

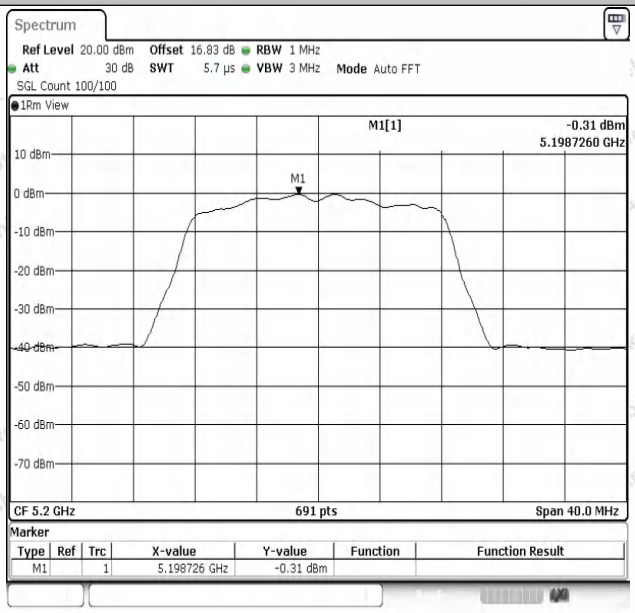

11A-Ant1-5200-PASS

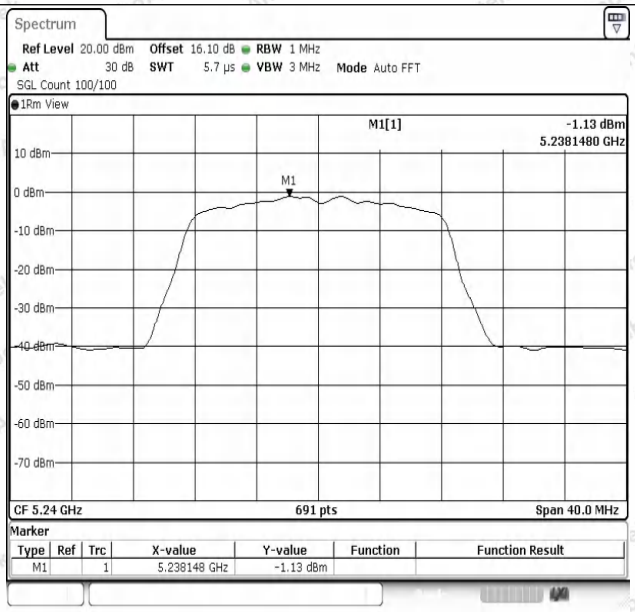

11A-Ant1-5240-PASS

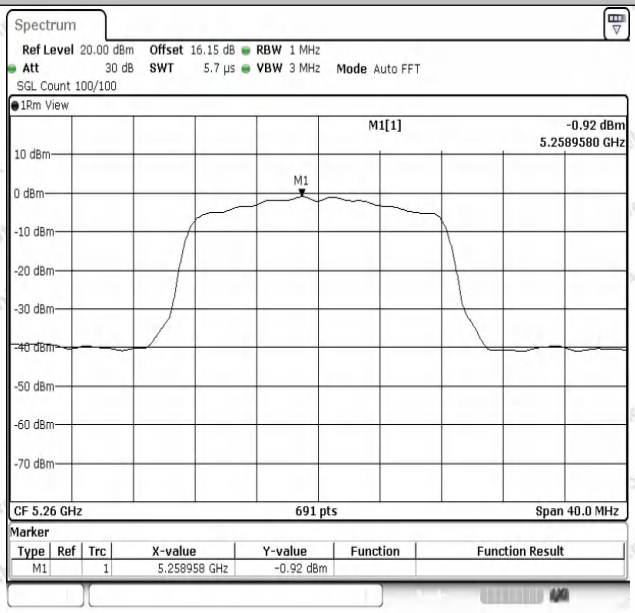

11A-Ant1-5260-PASS

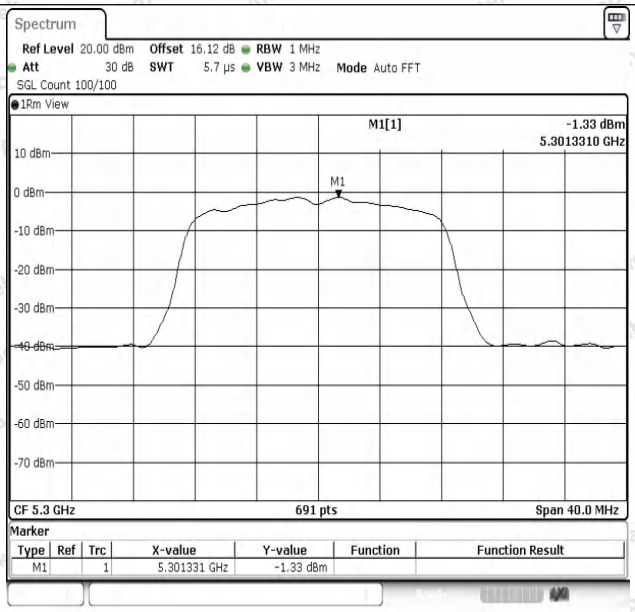

11A-Ant1-5300-PASS

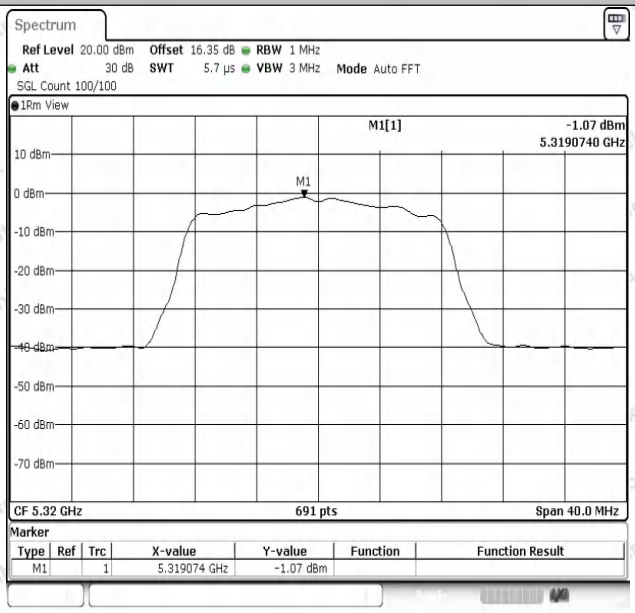

11A-Ant1-5320-PASS

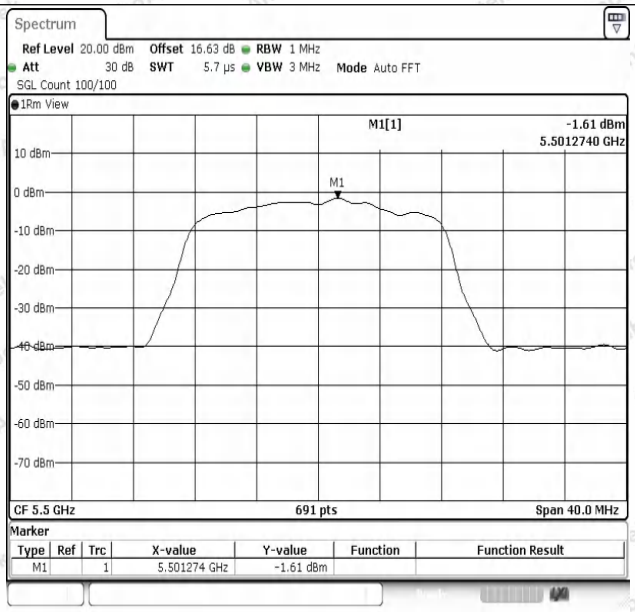

11A-Ant1-5500-PASS

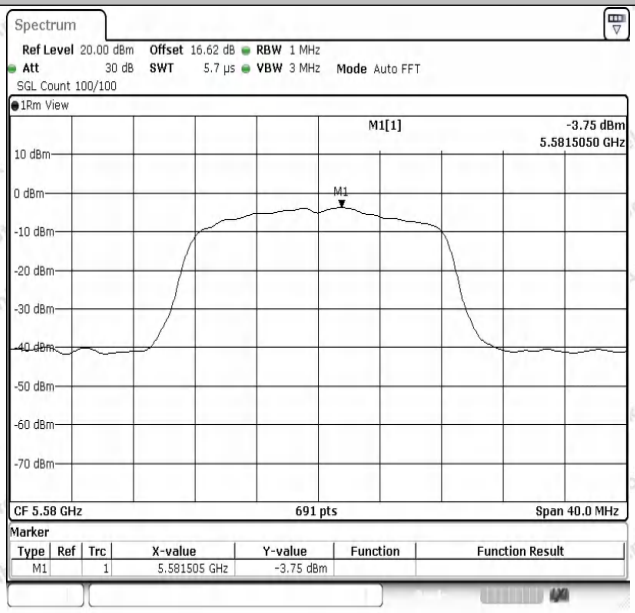

11A-Ant1-5580-PASS

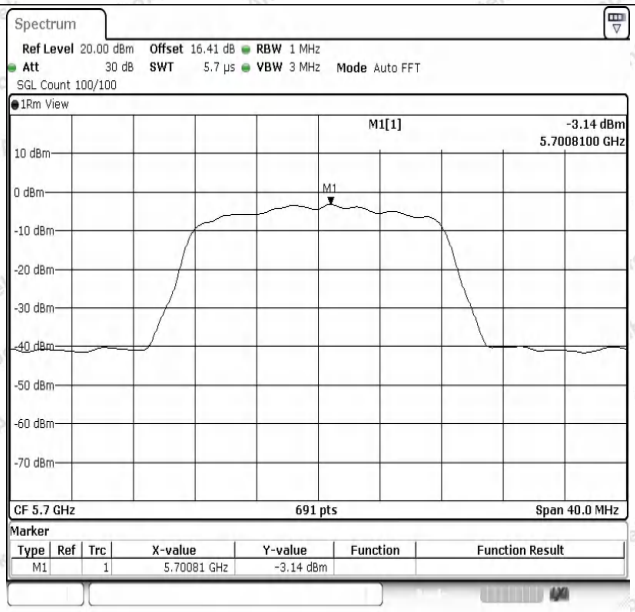

11A-Ant1-5700-PASS

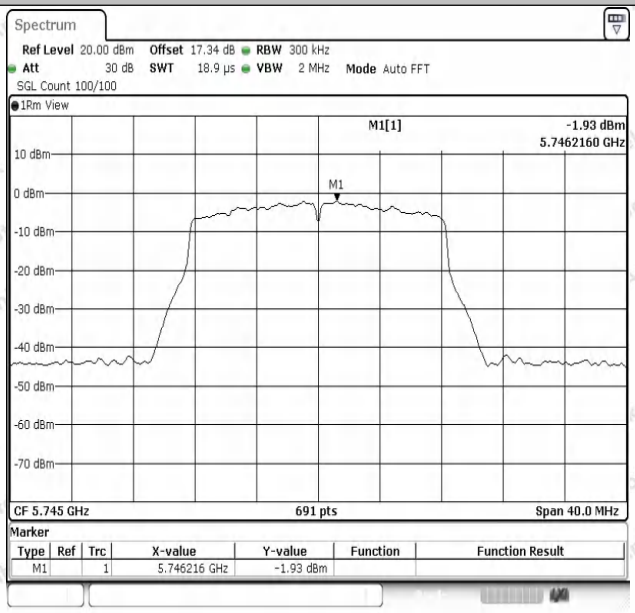

11A-Ant1-5745-PASS

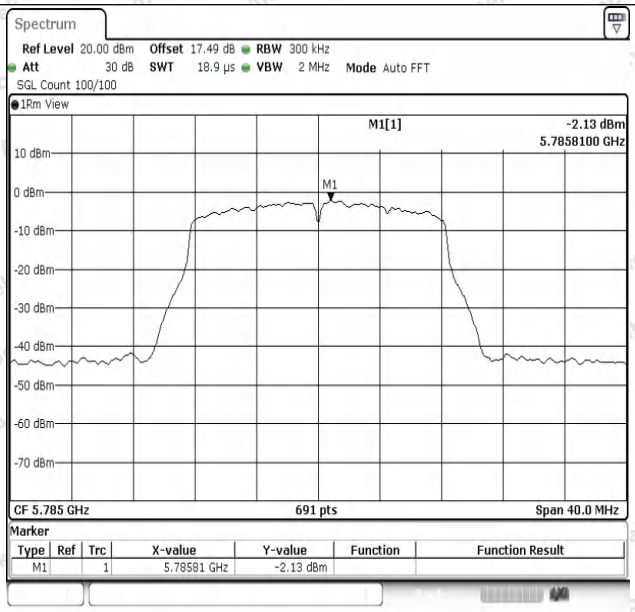

11A-Ant1-5785-PASS

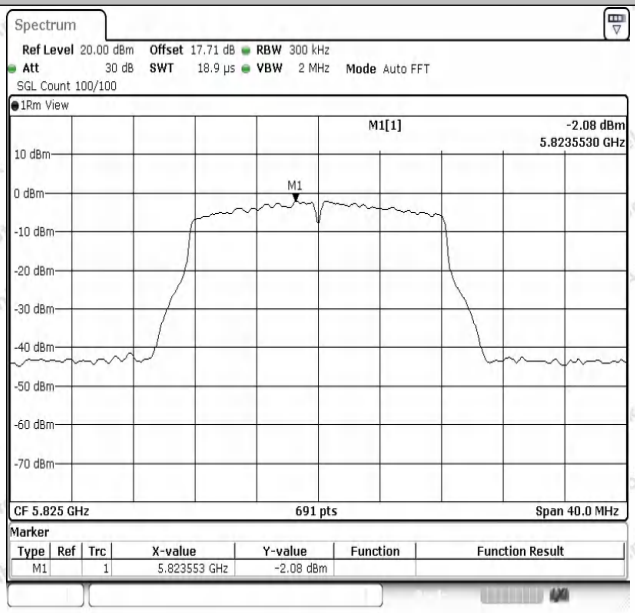

11A-Ant1-5825-PASS

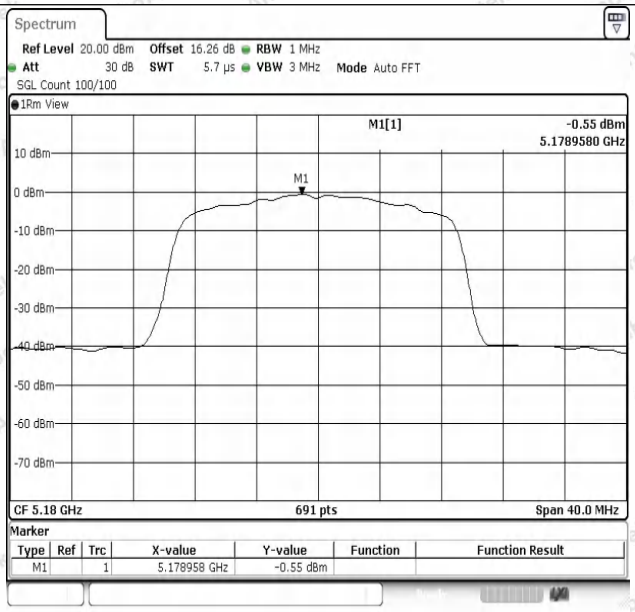

11N20SISO-Ant1-5180-PASS

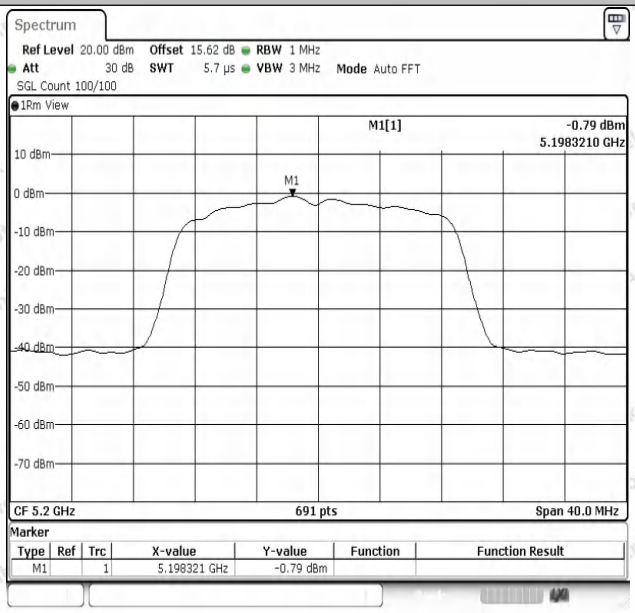

11N20SISO-Ant1-5200-PASS

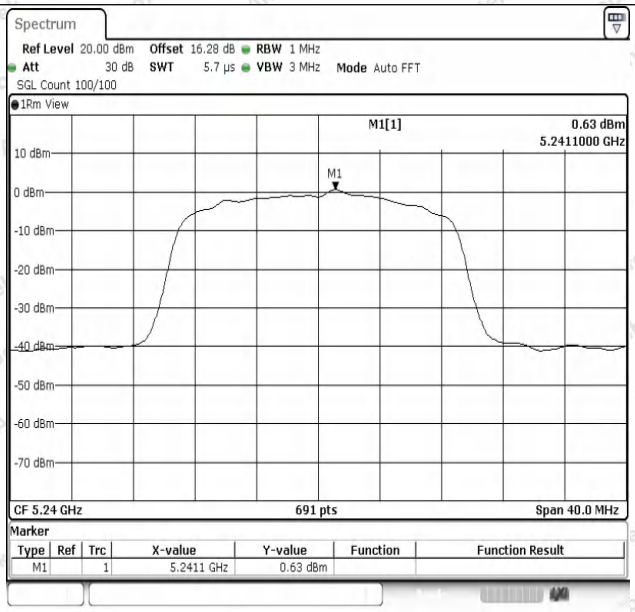

11N20SISO-Ant1-5240-PASS

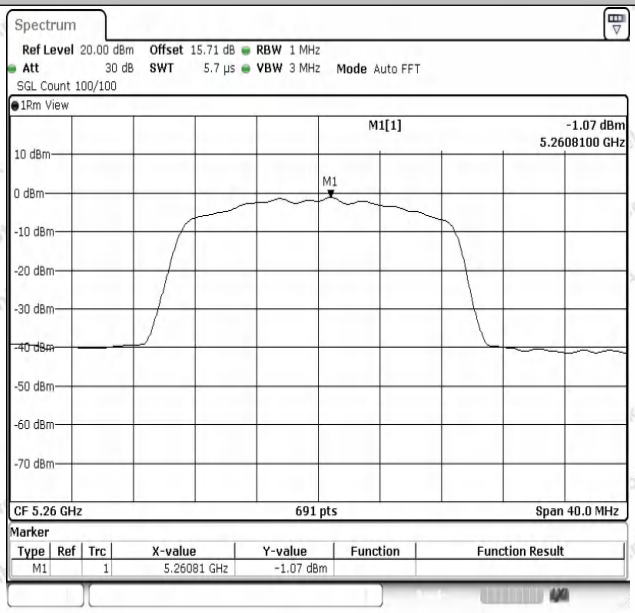

11N20SISO-Ant1-5260-PASS

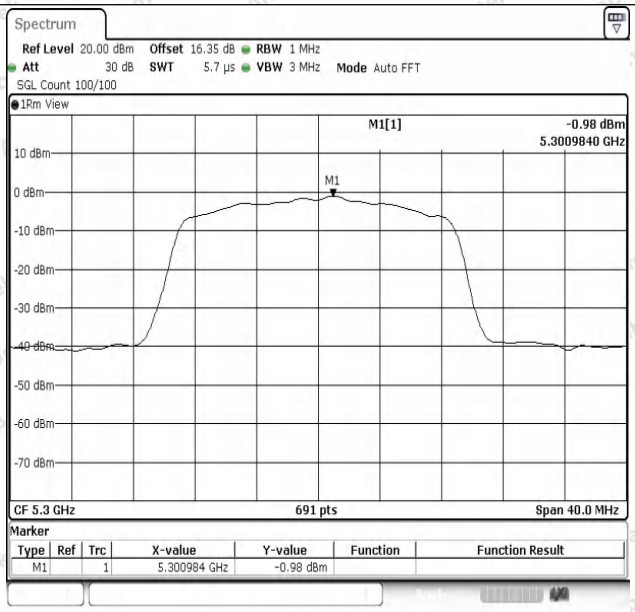

11N20SISO-Ant1-5300-PASS

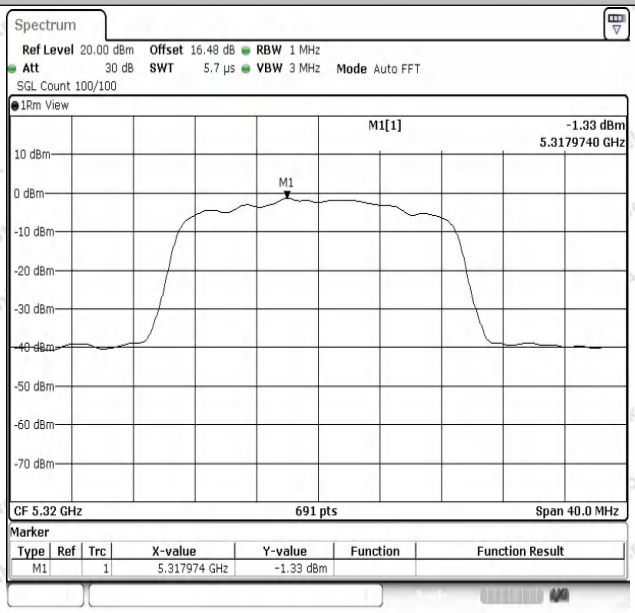

11N20SISO-Ant1-5320-PASS

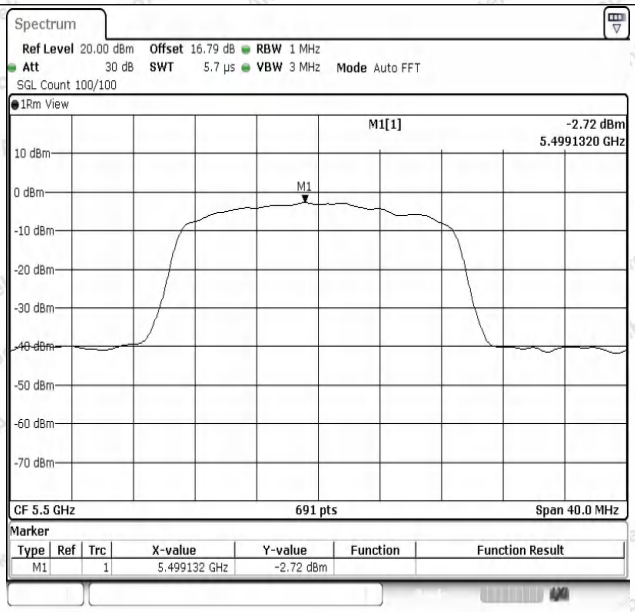

11N20SISO-Ant1-5500-PASS

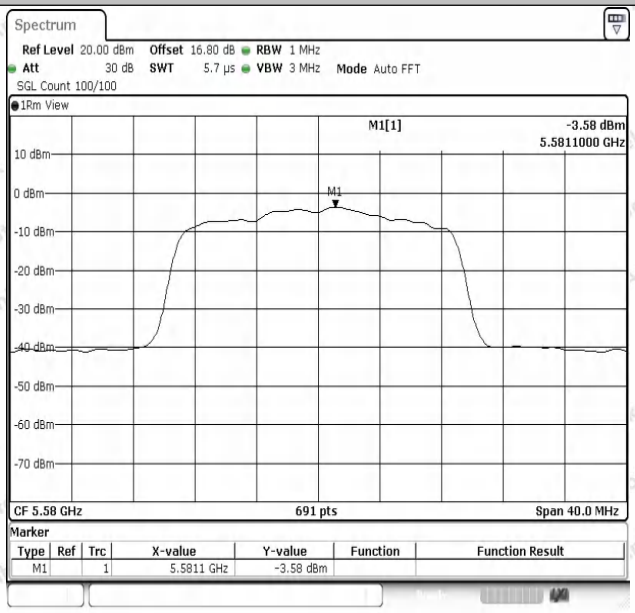

11N20SISO-Ant1-5580-PASS

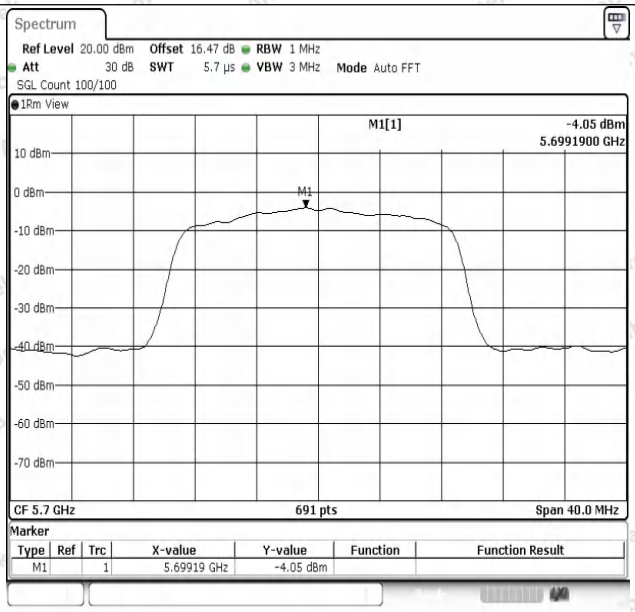

11N20SISO-Ant1-5700-PASS

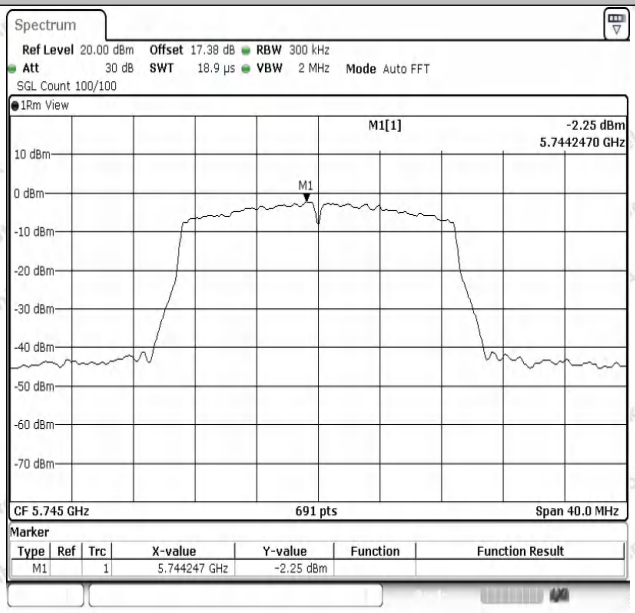

11N20SISO-Ant1-5745-PASS

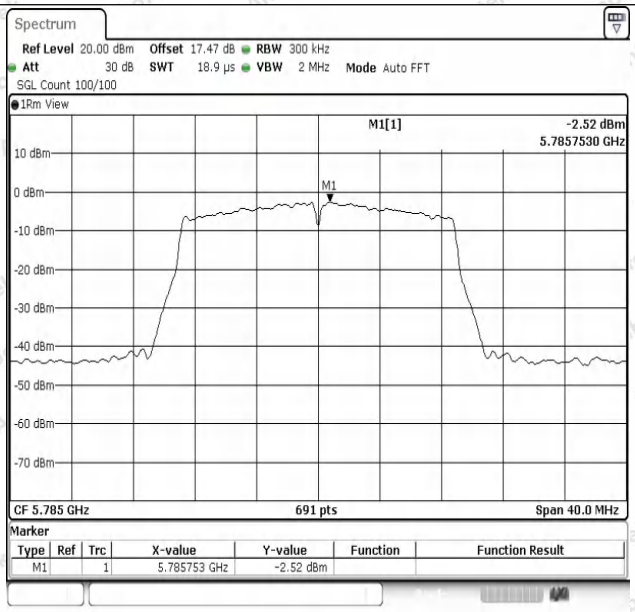

11N20SISO-Ant1-5785-PASS

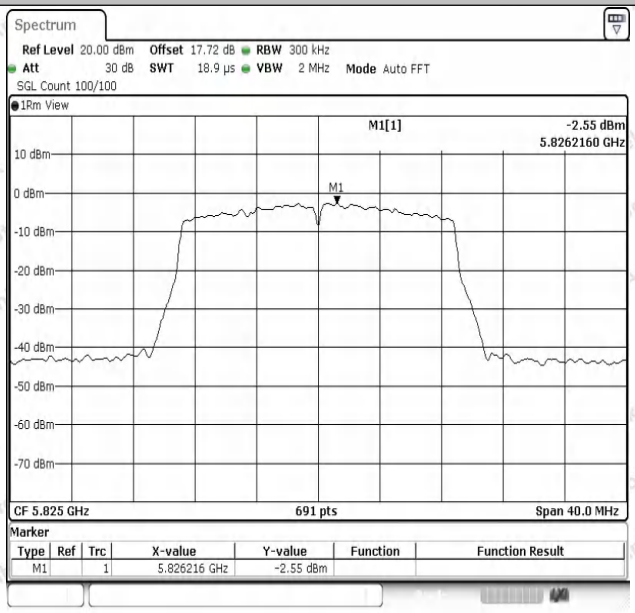

11N20SISO-Ant1-5825-PASS

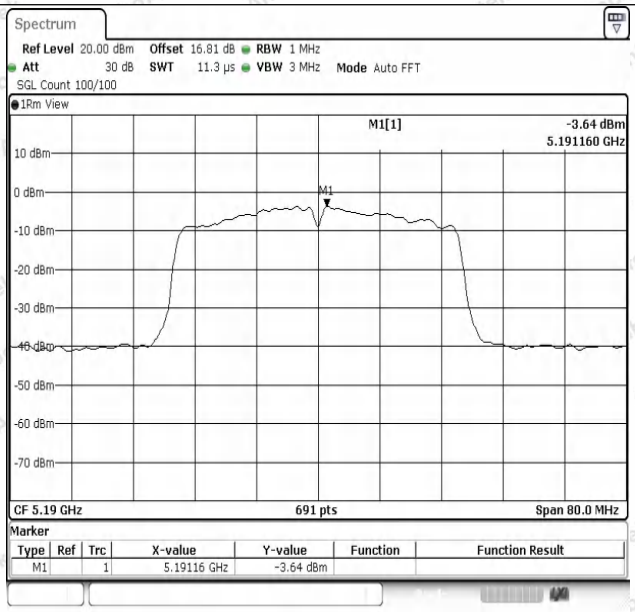

11N40SISO-Ant1-5190-PASS

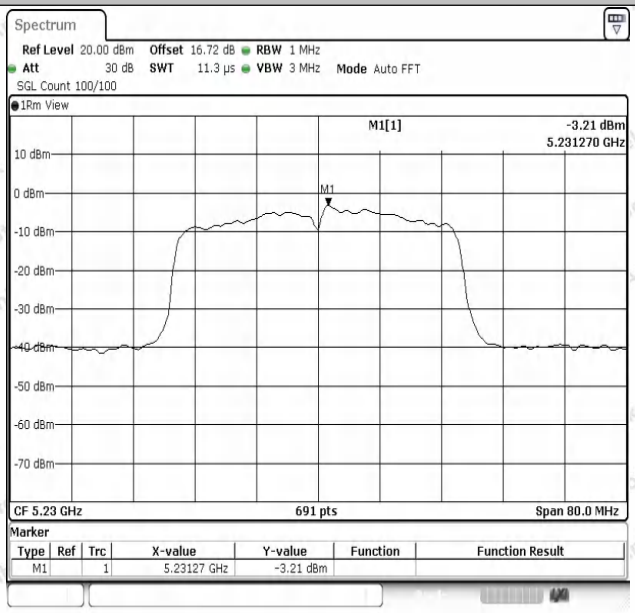

11N40SISO-Ant1-5230-PASS

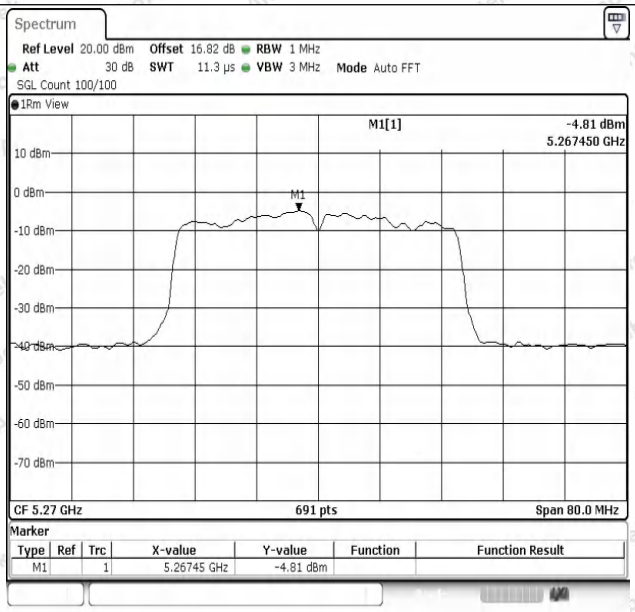

11N40SISO-Ant1-5270-PASS

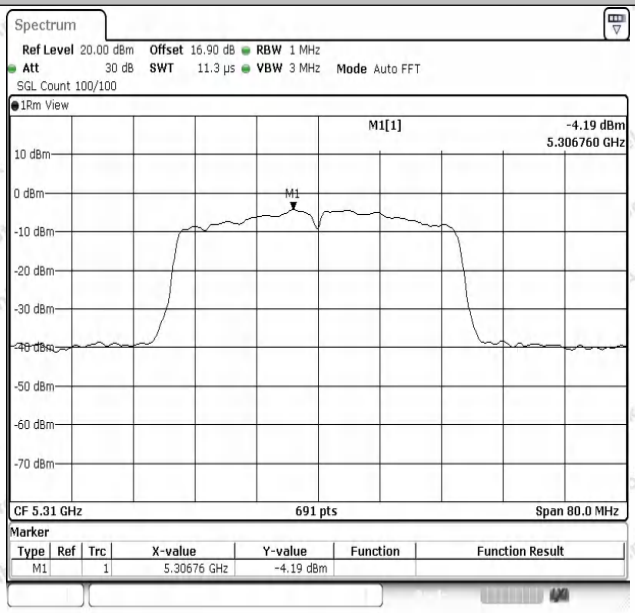

11N40SISO-Ant1-5310-PASS

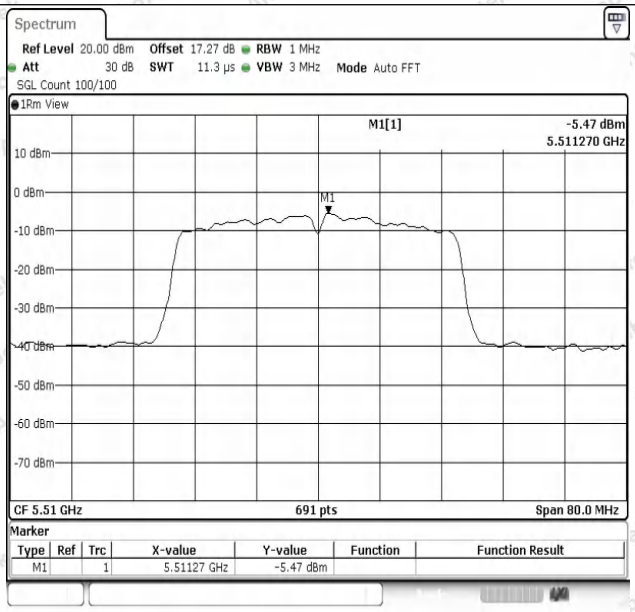

11N40SISO-Ant1-5510-PASS

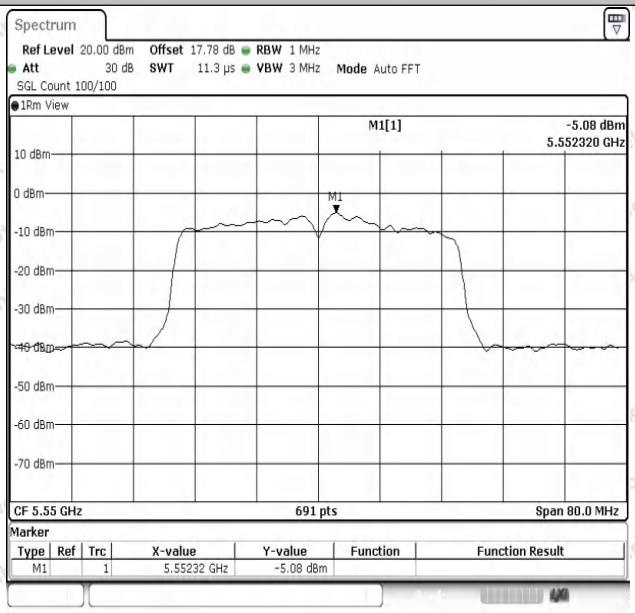

11N40SISO-Ant1-5550-PASS

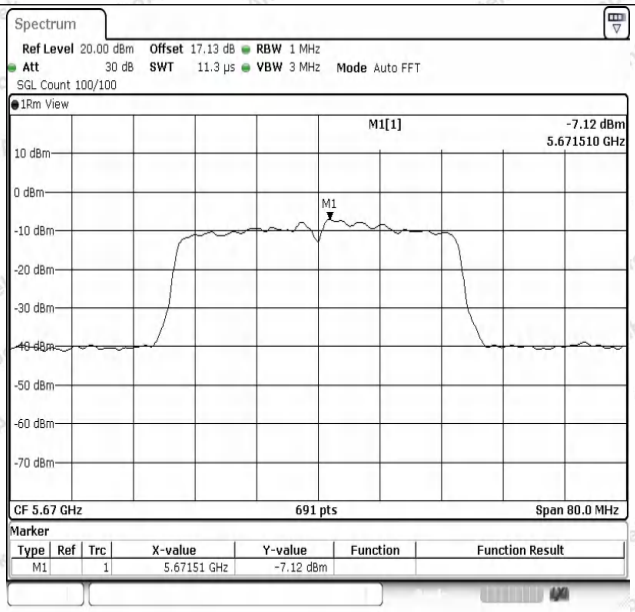

11N40SISO-Ant1-5670-PASS

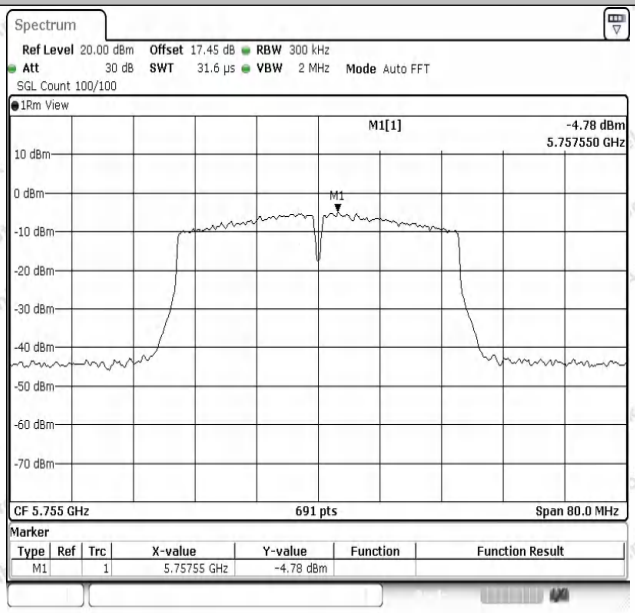

11N40SISO-Ant1-5755-PASS

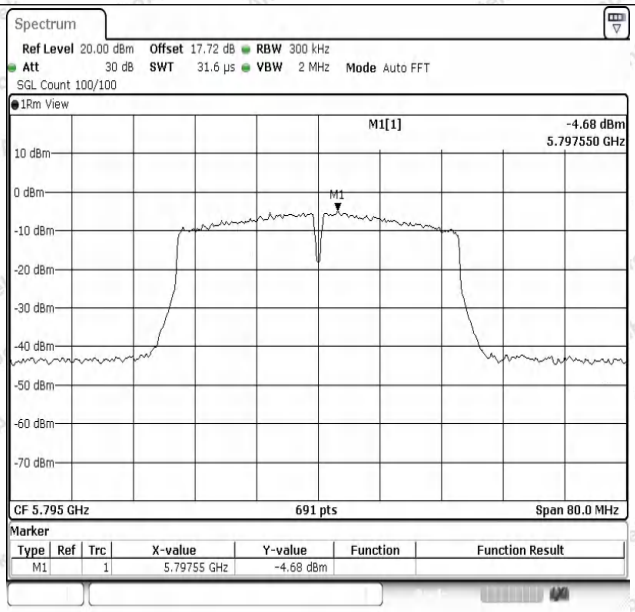

11N40SISO-Ant1-5795-PASS

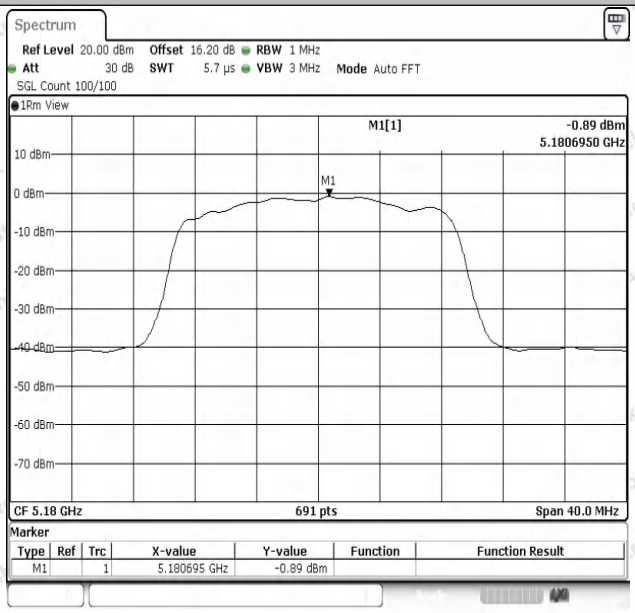

11AC20SISO-Ant1-5180-PASS

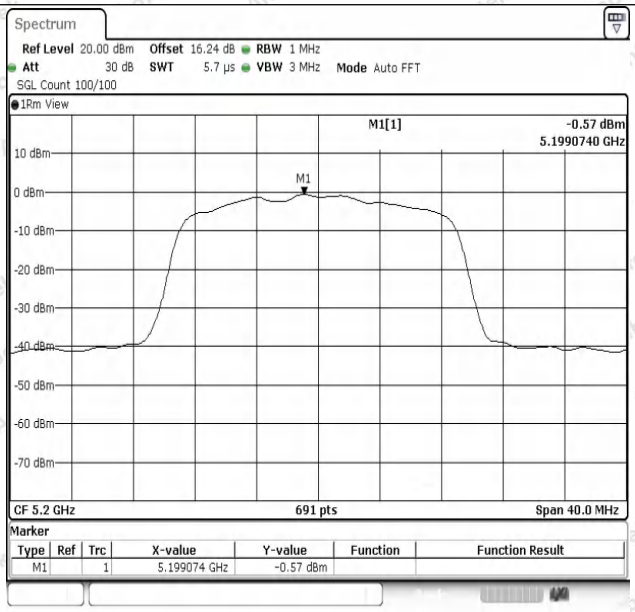

11AC20SISO-Ant1-5200-PASS

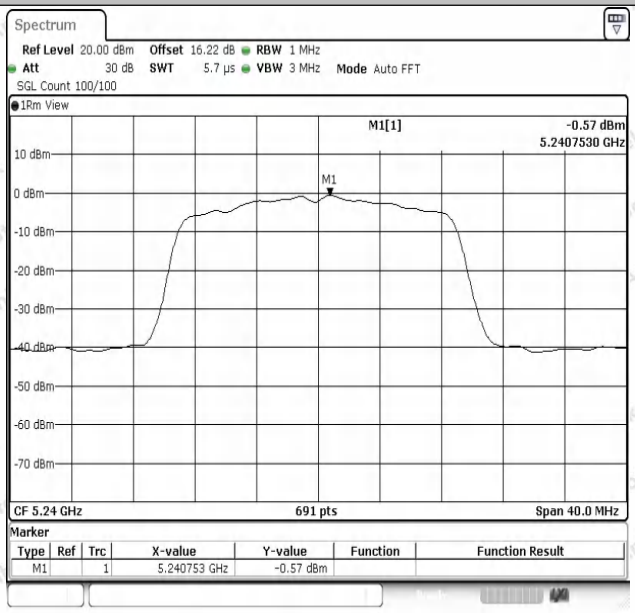

11AC20SISO-Ant1-5240-PASS

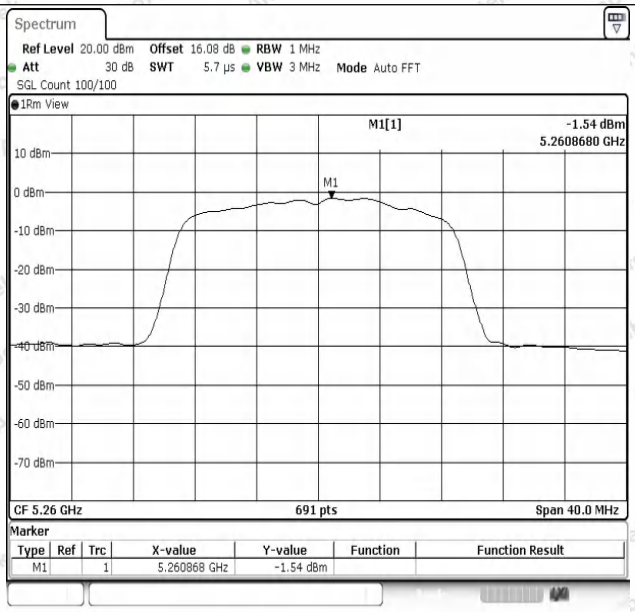

11AC20SISO-Ant1-5260-PASS

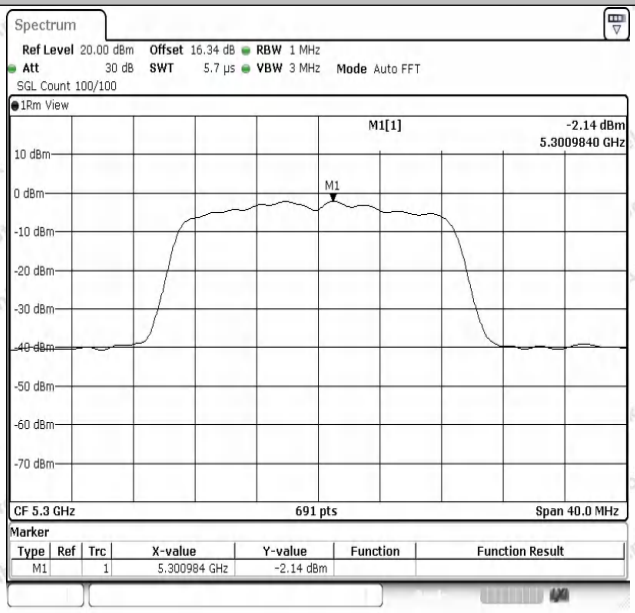

11AC20SISO-Ant1-5300-PASS

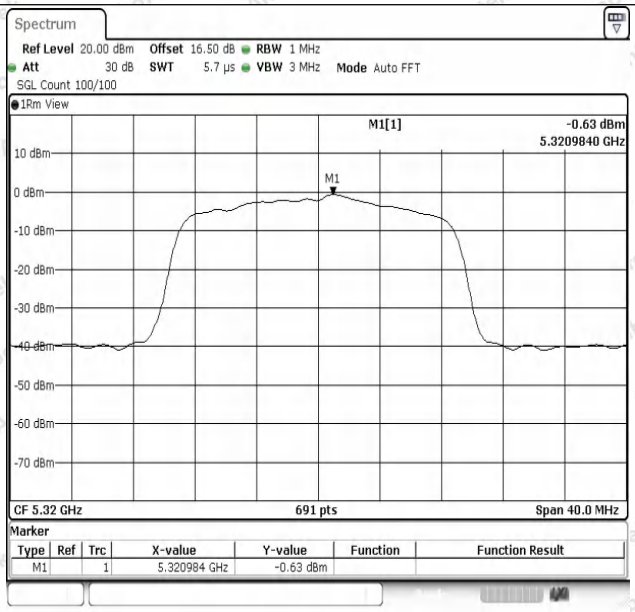

11AC20SISO-Ant1-5320-PASS

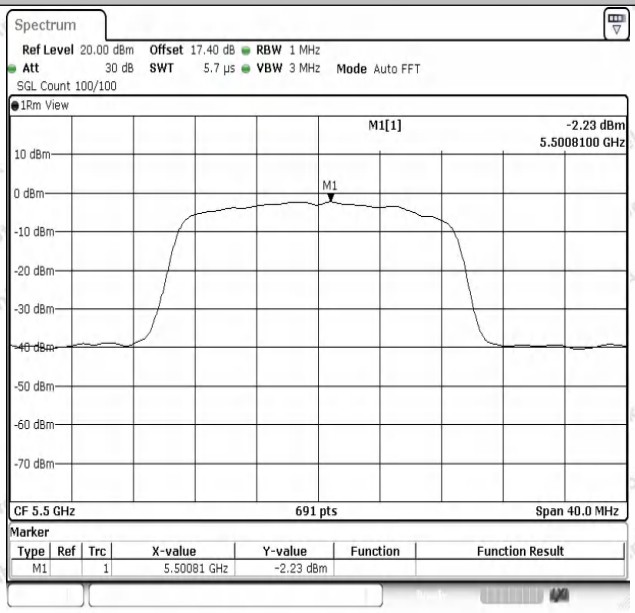

11AC20SISO-Ant1-5500-PASS

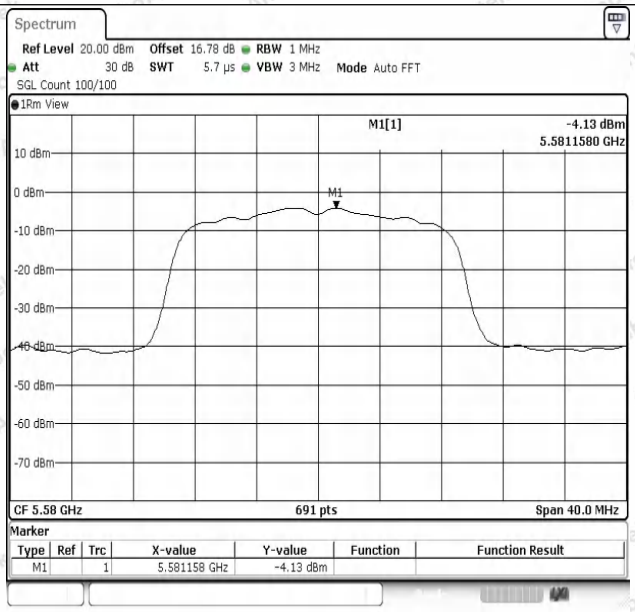

11AC20SISO-Ant1-5580-PASS

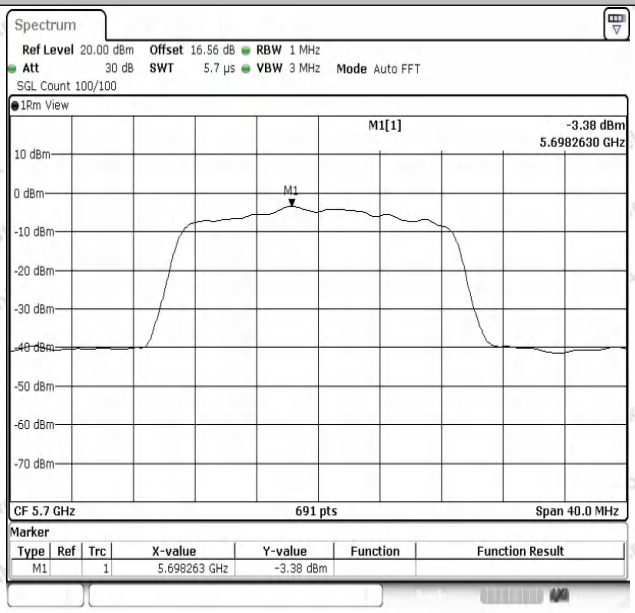

11AC20SISO-Ant1-5700-PASS

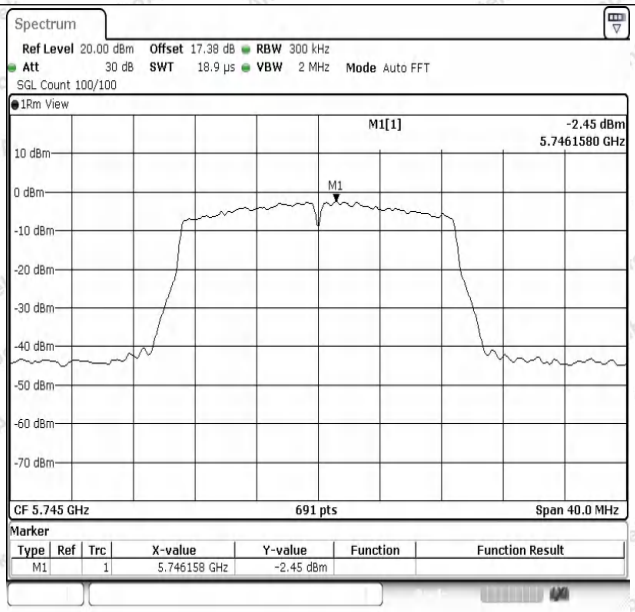

11AC20SISO-Ant1-5745-PASS

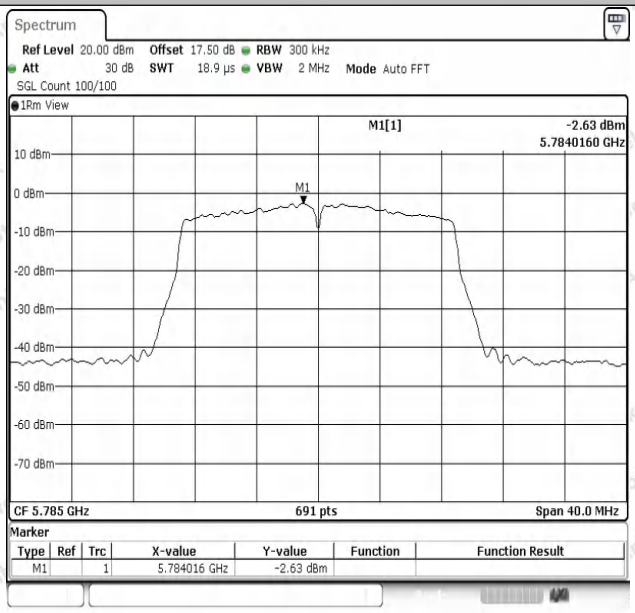

11AC20SISO-Ant1-5785-PASS

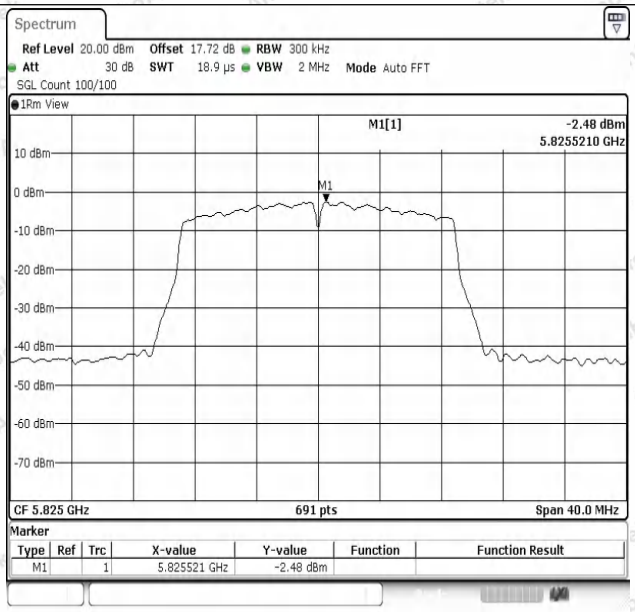

11AC20SISO-Ant1-5825-PASS

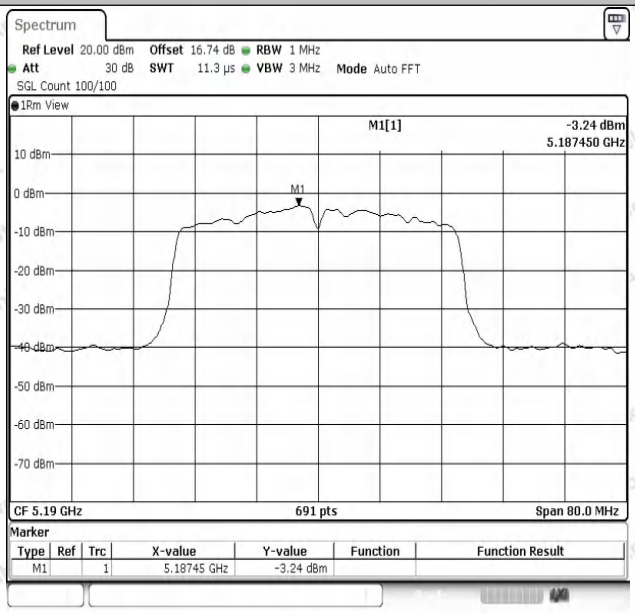

11AC40SISO-Ant1-5190-PASS

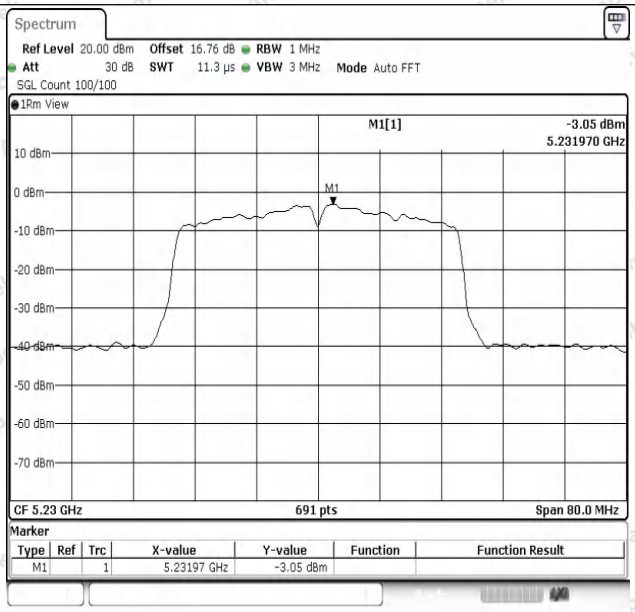

11AC40SISO-Ant1-5230-PASS

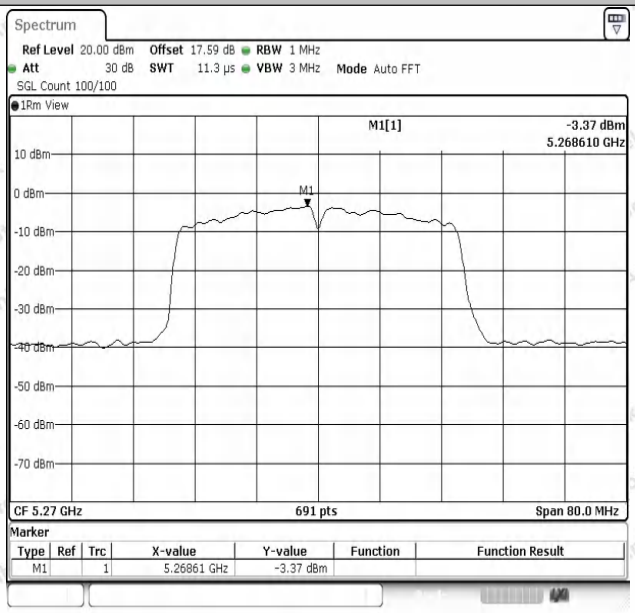

11AC40SISO-Ant1-5270-PASS

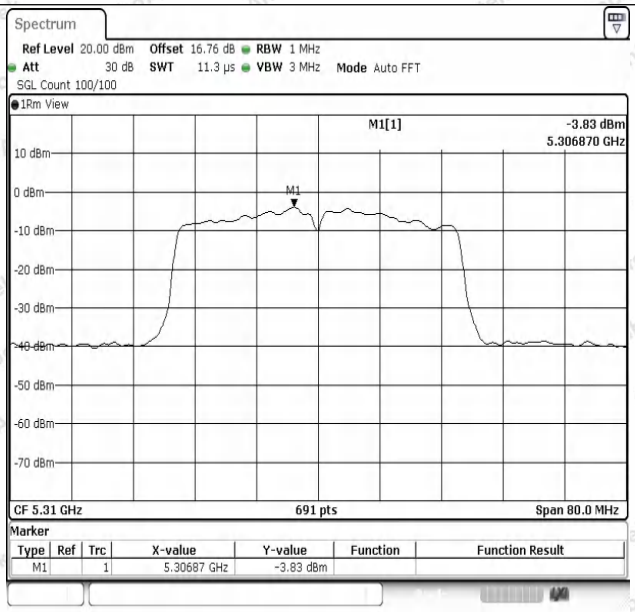

11AC40SISO-Ant1-5310-PASS

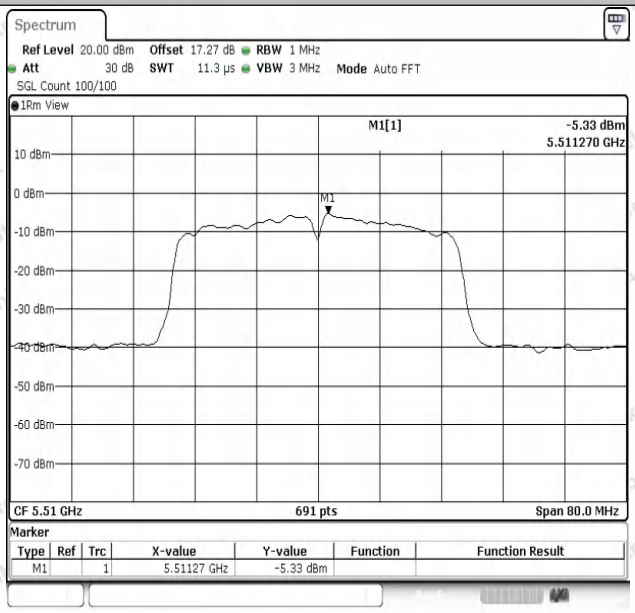

11AC40SISO-Ant1-5510-PASS

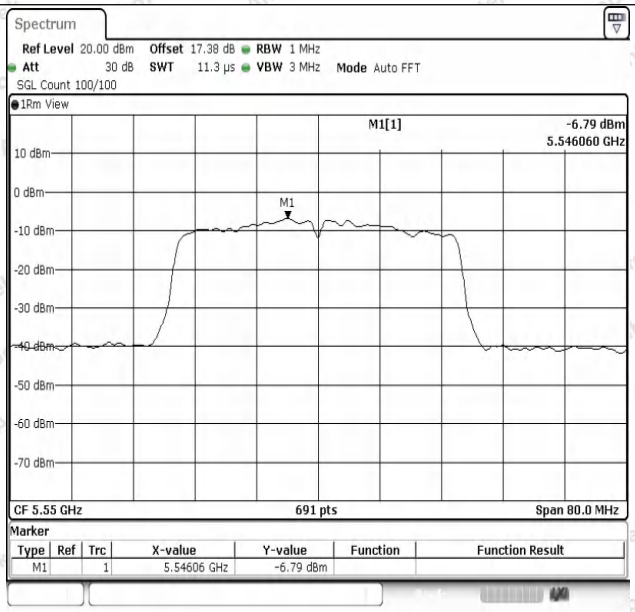

11AC40SISO-Ant1-5550-PASS

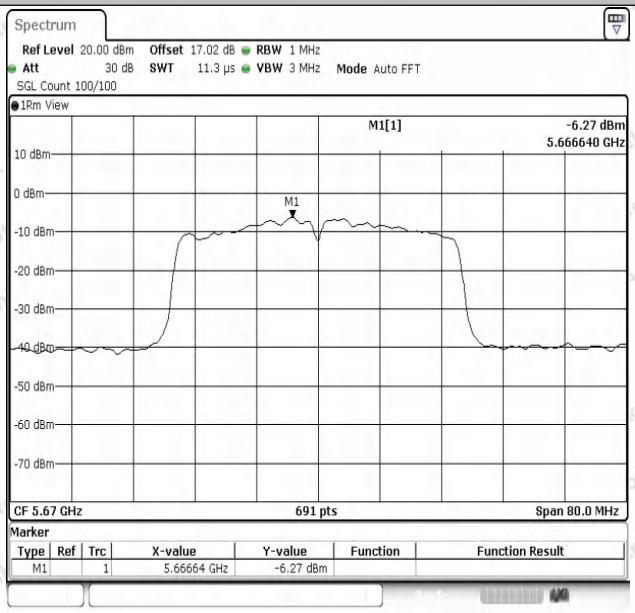

11AC40SISO-Ant1-5670-PASS

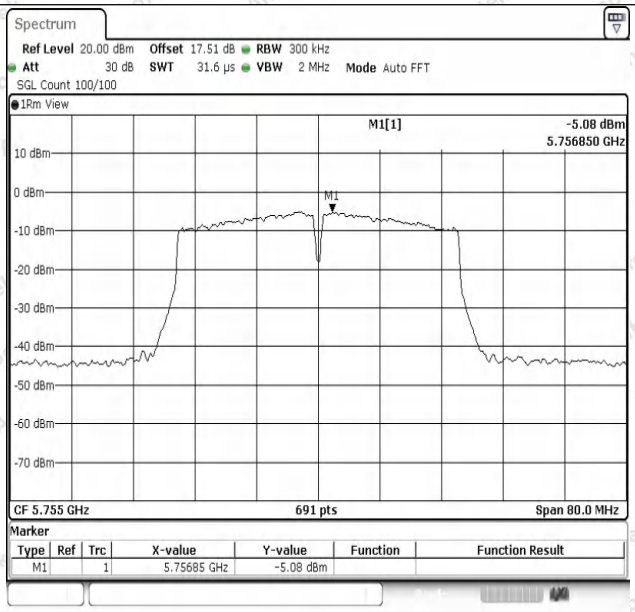

11AC40SISO-Ant1-5755-PASS

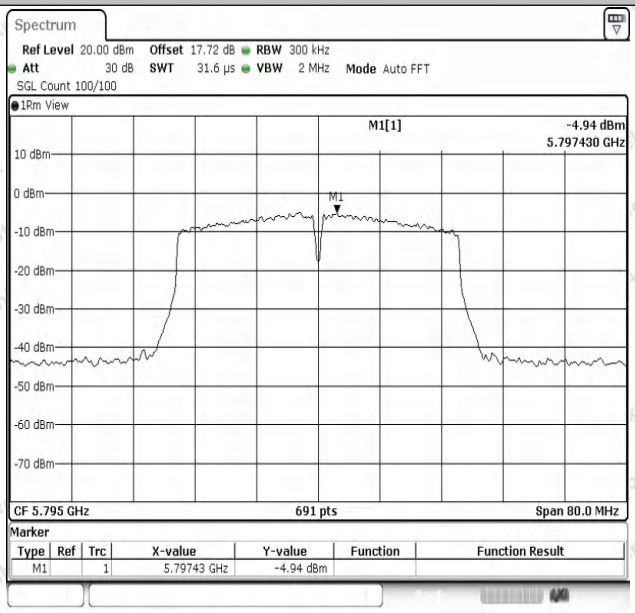

11AC40SISO-Ant1-5795-PASS

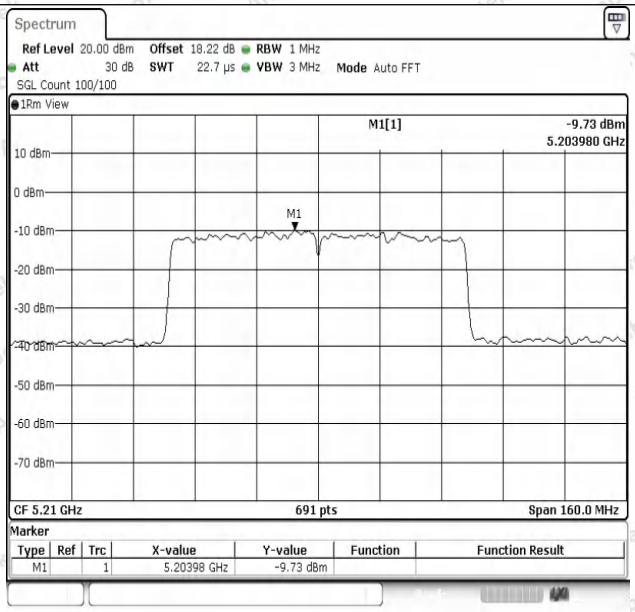

11AC80SISO-Ant1-5210-PASS

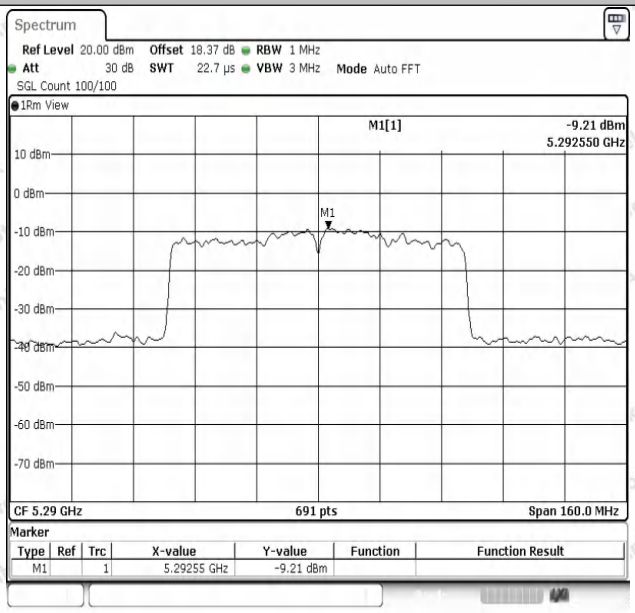

11AC80SISO-Ant1-5290-PASS

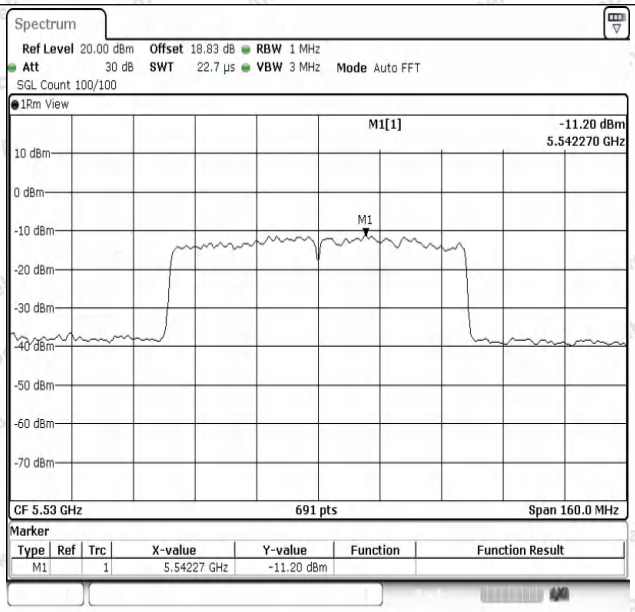

11AC80SISO-Ant1-5530-PASS

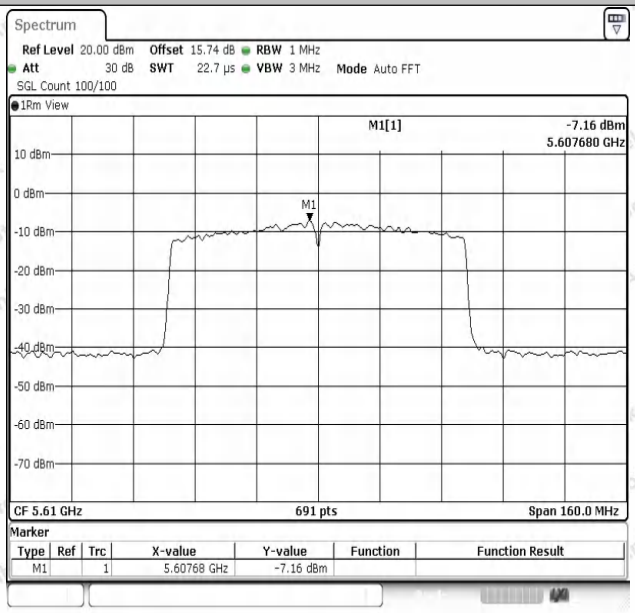

11AC80SISO-Ant1-5610-PASS

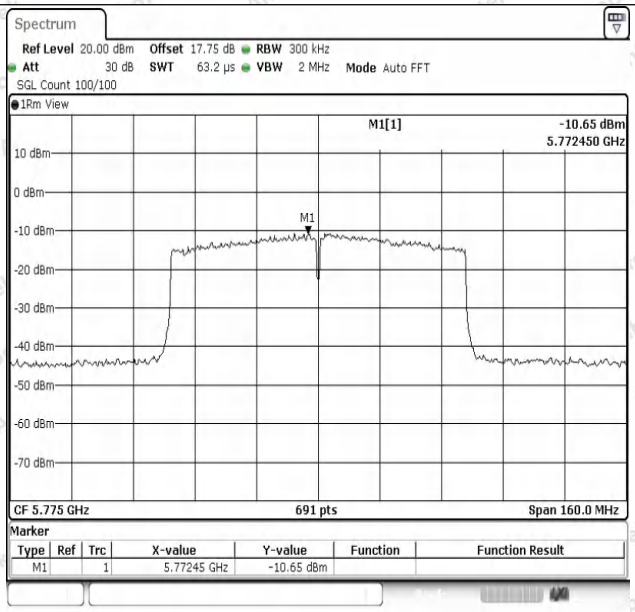

11AC80SISO-Ant1-5775-PASS

Appendix E: Band edge measurements

Test Result B1/2/3

TestMode	Antenna	ChName	Frequency[MHz]	Result[dBm]	Limit[dBm]	Verdict
11A	Ant1	Low	5180	-31.01	≤-27	PASS
11A	Ant1	High	5240	-31.64	≤-27	PASS
11A	Ant1	Low	5260	-30.93	≤-27	PASS
11A	Ant1	High	5320	-30.34	≤-27	PASS
11A	Ant1	Low	5500	-31.58	≤-27	PASS
11A	Ant1	High	5700	-32.33	≤-27	PASS
11N20SISO	Ant1	Low	5180	-30.79	≤-27	PASS
11N20SISO	Ant1	High	5240	-30.77	≤-27	PASS
11N20SISO	Ant1	Low	5260	-31.22	≤-27	PASS
11N20SISO	Ant1	High	5320	-31.01	≤-27	PASS
11N20SISO	Ant1	Low	5500	-31.9	≤-27	PASS
11N20SISO	Ant1	High	5700	-31.63	≤-27	PASS
11N40SISO	Ant1	Low	5190	-30.6	≤-27	PASS
11N40SISO	Ant1	High	5230	-30.75	≤-27	PASS
11N40SISO	Ant1	Low	5270	-30.43	≤-27	PASS
11N40SISO	Ant1	High	5310	-30.4	≤-27	PASS
11N40SISO	Ant1	Low	5510	-30.79	≤-27	PASS
11N40SISO	Ant1	High	5670	-31.68	≤-27	PASS
11AC20SISO	Ant1	Low	5180	-31.21	≤-27	PASS
11AC20SISO	Ant1	High	5240	-29.92	≤-27	PASS
11AC20SISO	Ant1	Low	5260	-30.86	≤-27	PASS
11AC20SISO	Ant1	High	5320	-30.99	≤-27	PASS
11AC20SISO	Ant1	Low	5500	-32.29	≤-27	PASS
11AC20SISO	Ant1	High	5700	-31.42	≤-27	PASS
11AC40SISO	Ant1	Low	5190	-30.62	≤-27	PASS
11AC40SISO	Ant1	High	5230	-31.46	≤-27	PASS
11AC40SISO	Ant1	Low	5270	-30.89	≤-27	PASS
11AC40SISO	Ant1	High	5310	-31.07	≤-27	PASS
11AC40SISO	Ant1	Low	5510	-31.7	≤-27	PASS
11AC40SISO	Ant1	High	5670	-32.02	≤-27	PASS
11AC80SISO	Ant1	Low	5210	-30.99	≤-27	PASS
11AC80SISO	Ant1	High	5210	-31.67	≤-27	PASS
11AC80SISO	Ant1	Low	5290	-30.86	≤-27	PASS
11AC80SISO	Ant1	High	5290	-31.22	≤-27	PASS
11AC80SISO	Ant1	Low	5530	-31.2	≤-27	PASS
11AC80SISO	Ant1	High	5610	-31.39	≤-27	PASS

Note: The margins is at least greater than the antenna gain plus cable loss value.

Test Result B4

TestMode	Antenna	ChName	Frequency[MHz]	FreqRange [MHz]	Result [dBm]	Limit [dBm]	Verdict
11A	Ant1	Low	5745	5720~5725	-33.07	≤15.98	PASS
11A	Ant1	Low	5745	5700~5720	-32.68	≤10.84	PASS
11A	Ant1	Low	5745	5650~5700	-34.44	≤-26.75	PASS
11A	Ant1	Low	5745	5760~5650	-32.83	≤-27	PASS
11A	Ant1	High	5825	5850~5855	-33.21	≤15.65	PASS
11A	Ant1	High	5825	5855~5875	-31.93	≤10.35	PASS
11A	Ant1	High	5825	5875~5925	-31.71	≤-26.87	PASS
11A	Ant1	High	5825	5925~5935	-31.56	≤-27	PASS
11N20SISO	Ant1	Low	5745	5720~5725	-35.24	≤15.98	PASS
11N20SISO	Ant1	Low	5745	5700~5720	-32.15	≤10.61	PASS
11N20SISO	Ant1	Low	5745	5650~5700	-34.08	≤-26.88	PASS
11N20SISO	Ant1	Low	5745	5760~5650	-33.21	≤-27	PASS
11N20SISO	Ant1	High	5825	5850~5855	-32.06	≤16.10	PASS
11N20SISO	Ant1	High	5825	5855~5875	-32.63	≤10.46	PASS
11N20SISO	Ant1	High	5825	5875~5925	-33.38	≤-26.87	PASS
11N20SISO	Ant1	High	5825	5925~5935	-31.77	≤-27	PASS
11N40SISO	Ant1	Low	5755	5720~5725	-34.29	≤15.90	PASS
11N40SISO	Ant1	Low	5755	5700~5720	-32.17	≤10.27	PASS
11N40SISO	Ant1	Low	5755	5650~5700	-34.33	≤-26.94	PASS
11N40SISO	Ant1	Low	5755	5780~5650	-33.71	≤-27	PASS
11N40SISO	Ant1	High	5795	5850~5855	-33.27	≤15.85	PASS
11N40SISO	Ant1	High	5795	5855~5875	-32.58	≤10.34	PASS
11N40SISO	Ant1	High	5795	5875~5925	-33.14	≤-26.97	PASS
11N40SISO	Ant1	High	5795	5925~5935	-31.96	≤-27	PASS

11AC20S ISO	Ant1	Low	5745	5720~5725	-35.18	≤15.98	PASS
11AC20S ISO	Ant1	Low	5745	5700~5720	-32.66	≤10.61	PASS
11AC20S ISO	Ant1	Low	5745	5650~5700	-33.93	≤-26.88	PASS
11AC20S ISO	Ant1	Low	5745	5760~5650	-31.97	≤-27	PASS
11AC20S ISO	Ant1	High	5825	5850~5855	-32.59	≤15.65	PASS
11AC20S ISO	Ant1	High	5825	5855~5875	-32.02	≤11.06	PASS
11AC20S ISO	Ant1	High	5825	5875~5925	-31.83	≤-26.87	PASS
11AC20S ISO	Ant1	High	5825	5925~5935	-30.64	≤-27	PASS
11AC40S ISO	Ant1	Low	5755	5720~5725	-33.88	≤15.90	PASS
11AC40S ISO	Ant1	Low	5755	5700~5720	-31.27	≤10.49	PASS
11AC40S ISO	Ant1	Low	5755	5650~5700	-33.62	≤-26.79	PASS
11AC40S ISO	Ant1	Low	5755	5780~5650	-33.25	≤-27	PASS
11AC40S ISO	Ant1	High	5795	5850~5855	-34.22	≤15.85	PASS
11AC40S ISO	Ant1	High	5795	5855~5875	-32.16	≤10.01	PASS
11AC40S ISO	Ant1	High	5795	5875~5925	-32.94	≤-26.44	PASS
11AC40S ISO	Ant1	High	5795	5925~5935	-32.02	≤-27	PASS
11AC80S ISO	Ant1	Low	5775	5720~5725	-33.37	≤15.67	PASS
11AC80S ISO	Ant1	Low	5775	5700~5720	-31.35	≤10.95	PASS
11AC80S ISO	Ant1	Low	5775	5650~5700	-32.36	≤-26.71	PASS
11AC80S ISO	Ant1	Low	5775	5800~5650	-33.14	≤-27	PASS
11AC80S ISO	Ant1	High	5775	5850~5855	-33.53	≤15.98	PASS
11AC80S ISO	Ant1	High	5775	5855~5875	-32.11	≤10.32	PASS

11AC80S ISO	Ant1	High	5775	5875~5925	-33.47	≤-26.86	PASS
11AC80S ISO	Ant1	High	5775	5925~5935	-32.09	≤-27	PASS

Note: The margins is at least greater than the antenna gain plus cable loss value.

Test Graphs B1/2/3

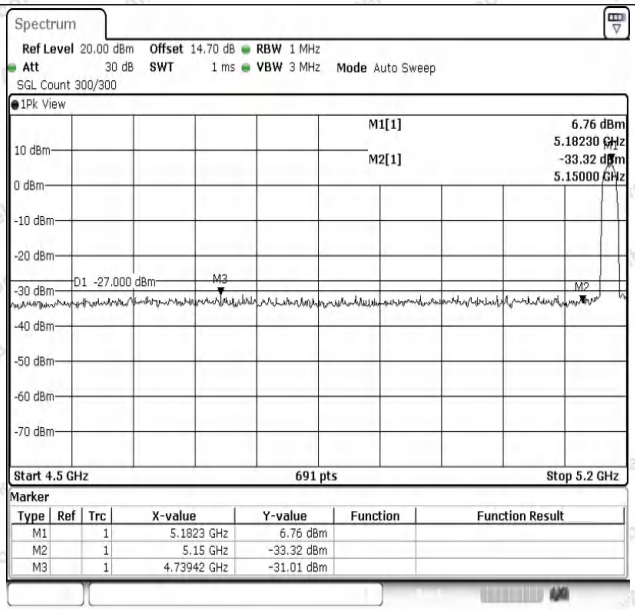

11A-Ant1-5180-PASS

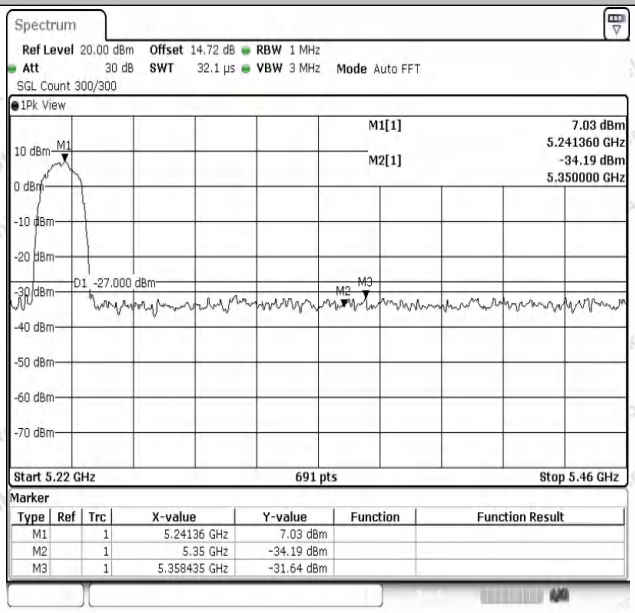

11A-Ant1-5240-PASS

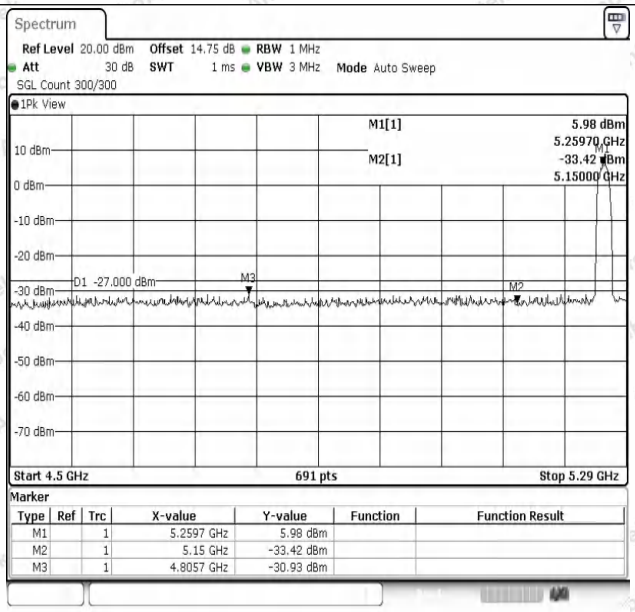

11A-Ant1-5260-PASS

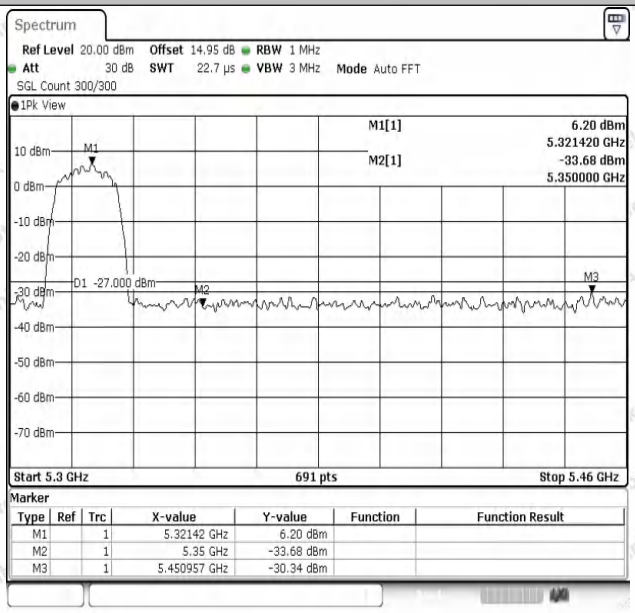

11A-Ant1-5320-PASS

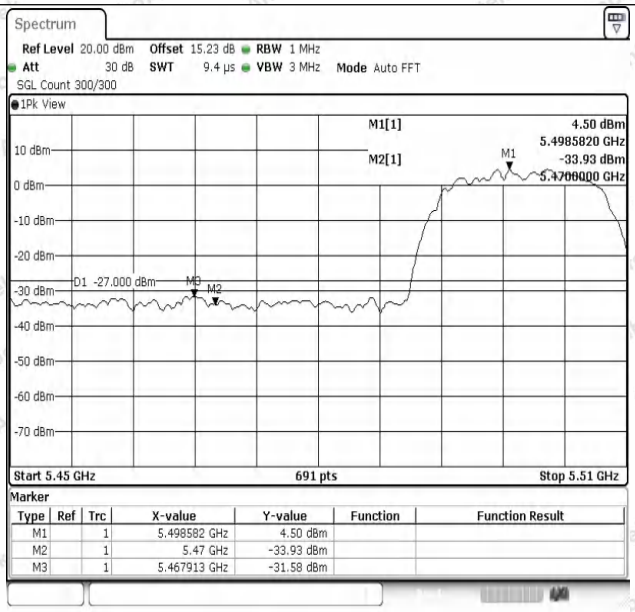

11A-Ant1-5500-PASS

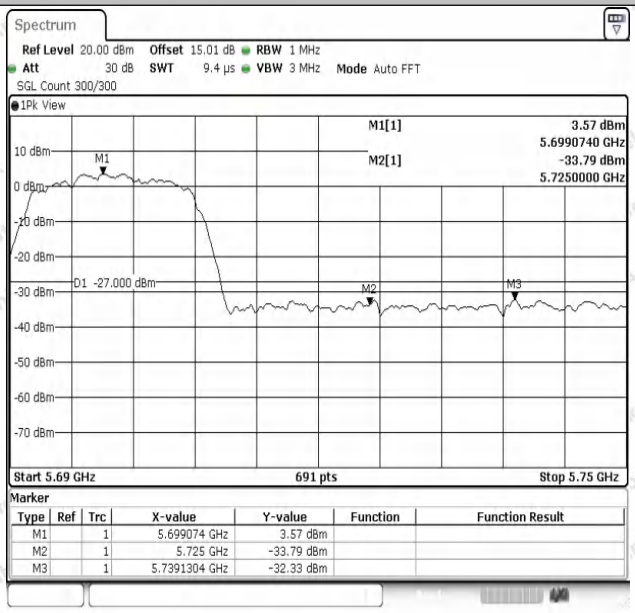

11A-Ant1-5700-PASS

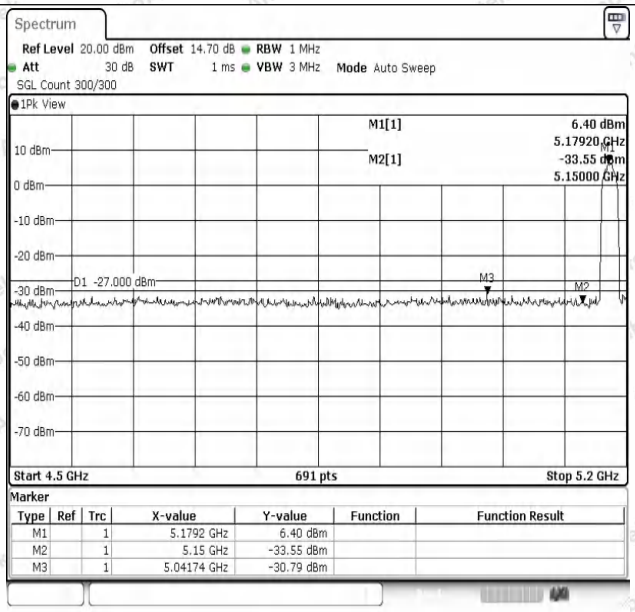

11N20SISO-Ant1-5180-PASS

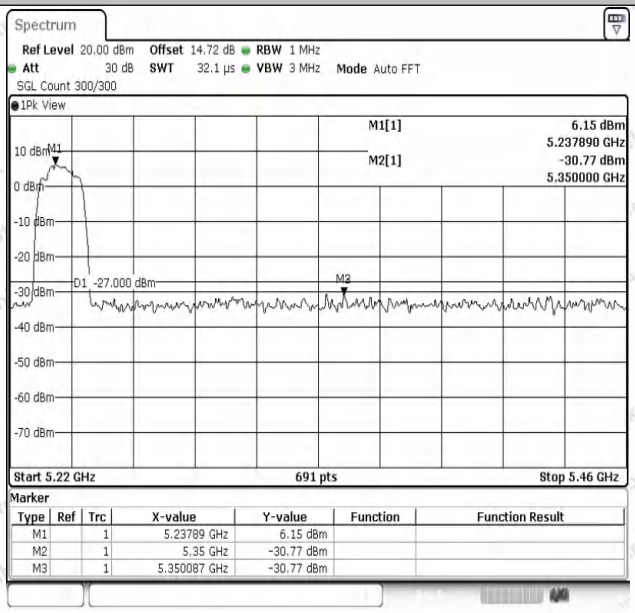

11N20SISO-Ant1-5240-PASS

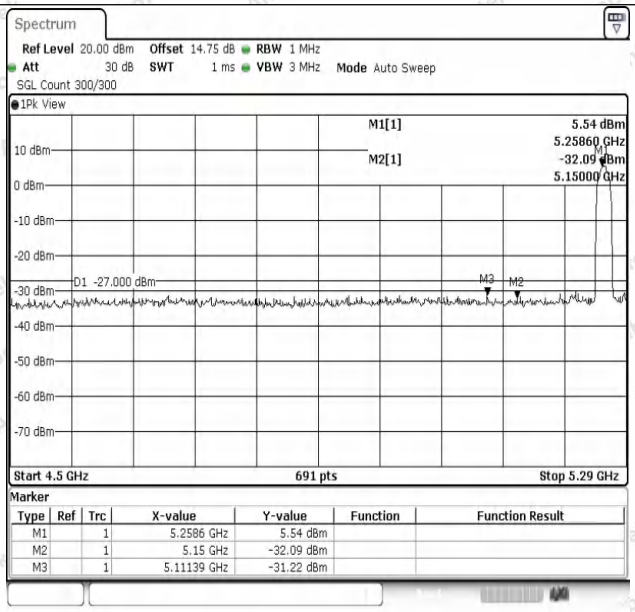

11N20SISO-Ant1-5260-PASS

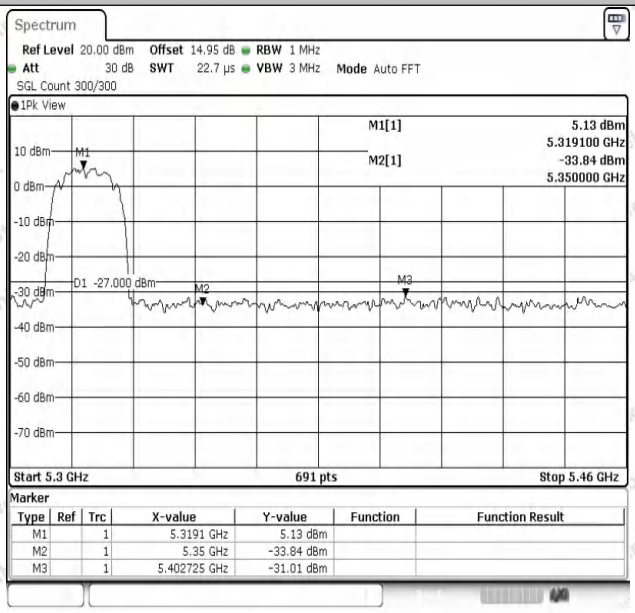

11N20SISO-Ant1-5320-PASS

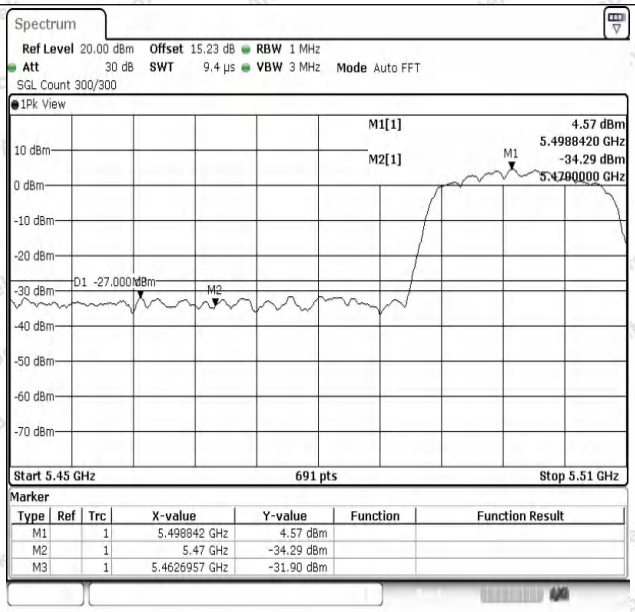

11N20SISO-Ant1-5500-PASS

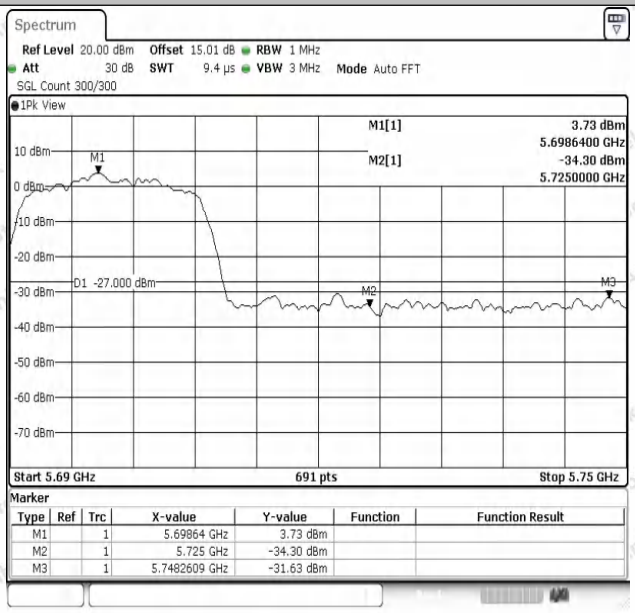

11N20SISO-Ant1-5700-PASS

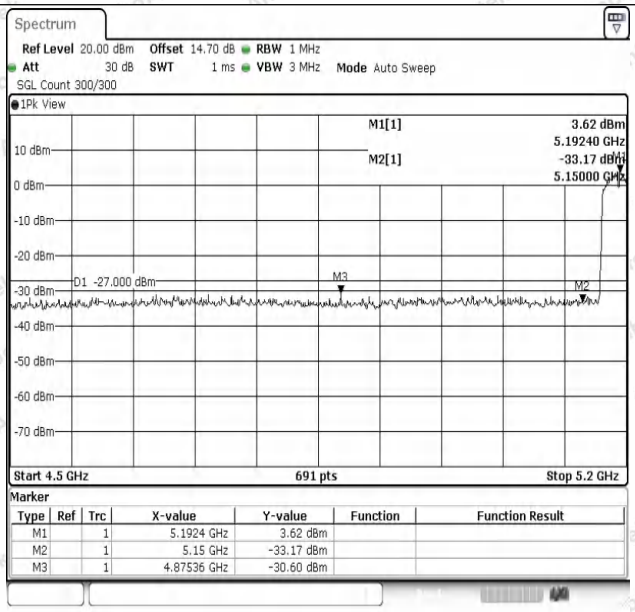

11N40SISO-Ant1-5190-PASS

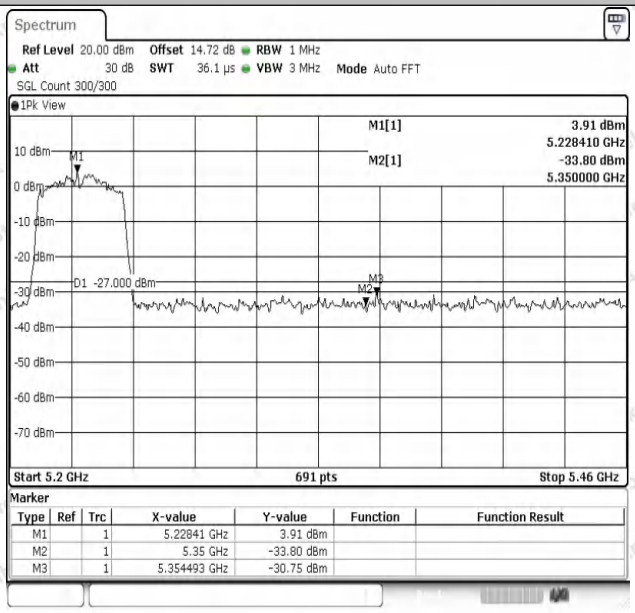

11N40SISO-Ant1-5230-PASS

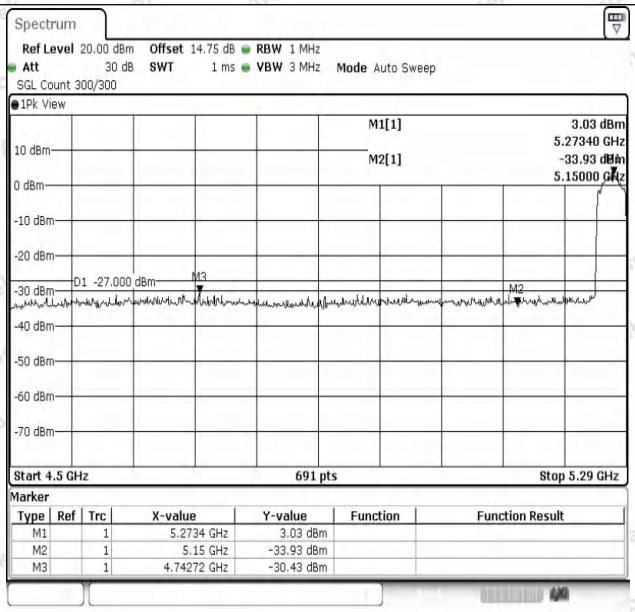

11N40SISO-Ant1-5270-PASS

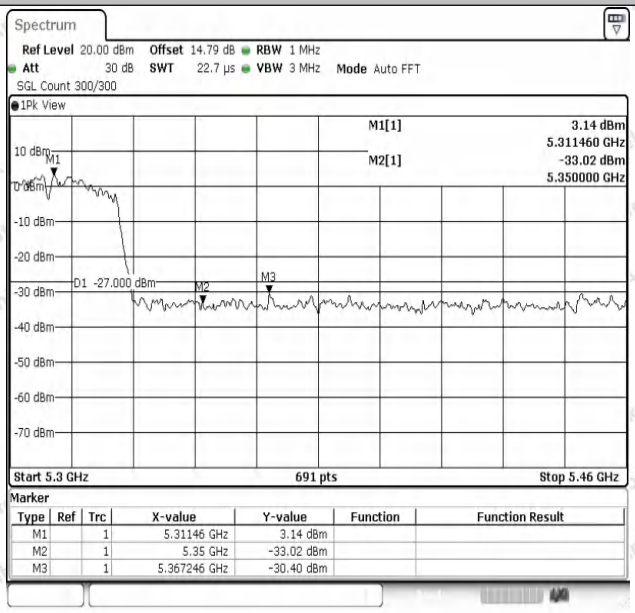

11N40SISO-Ant1-5310-PASS

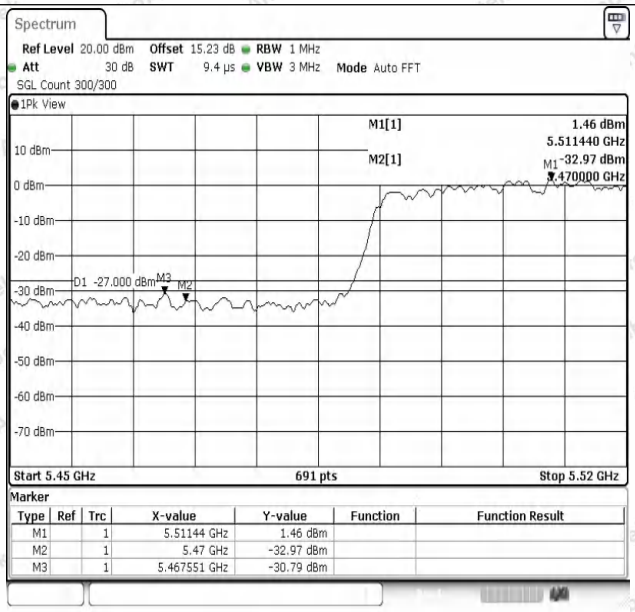

11N40SISO-Ant1-5510-PASS

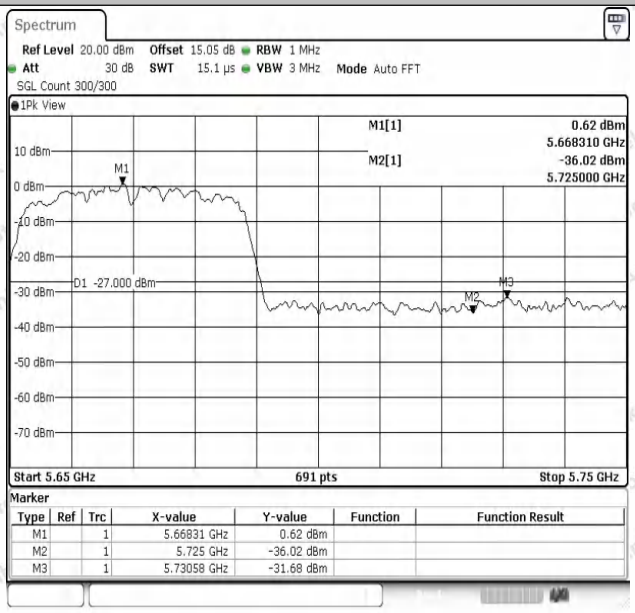

11N40SISO-Ant1-5670-PASS

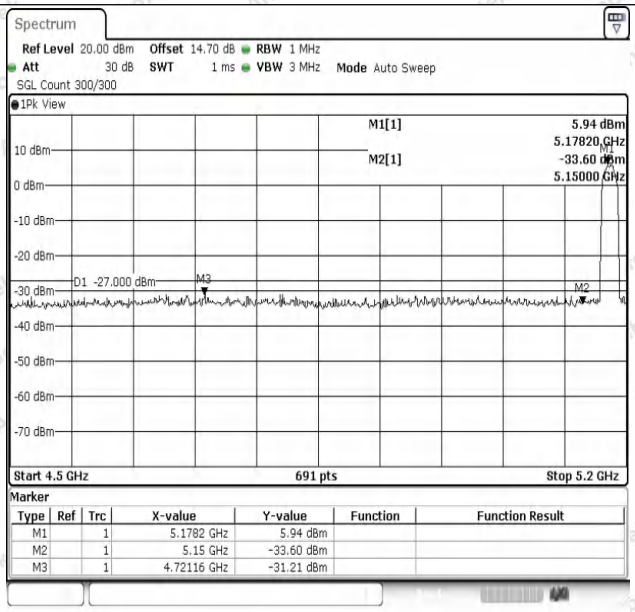

11AC20SISO-Ant1-5180-PASS

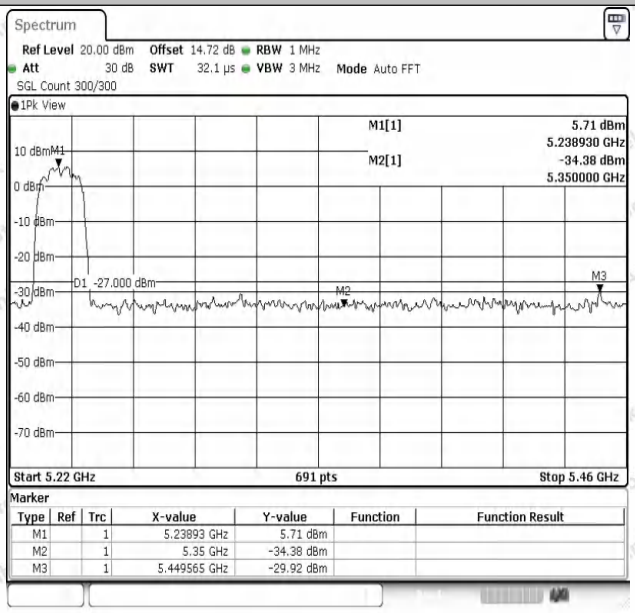

11AC20SISO-Ant1-5240-PASS

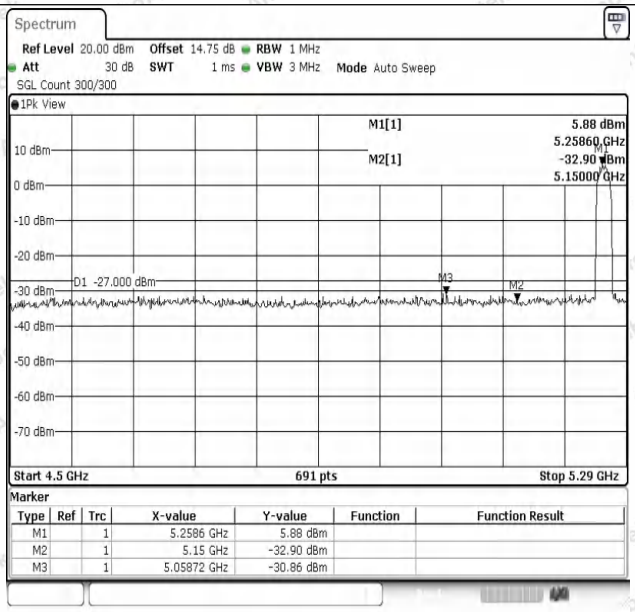

11AC20SISO-Ant1-5260-PASS

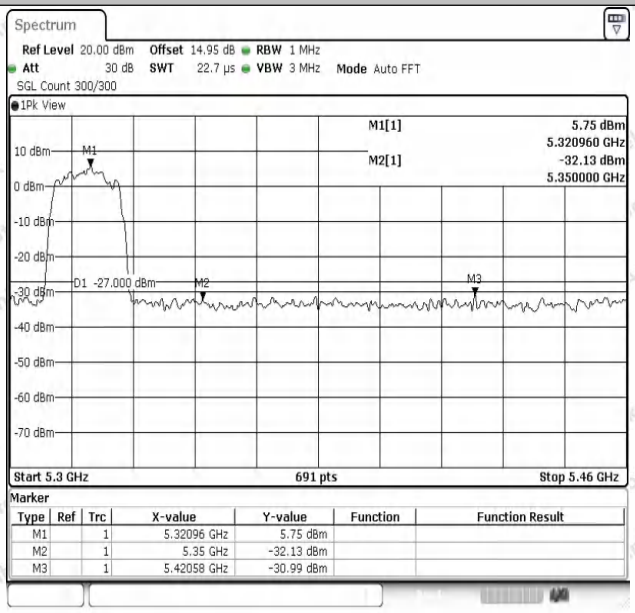

11AC20SISO-Ant1-5320-PASS

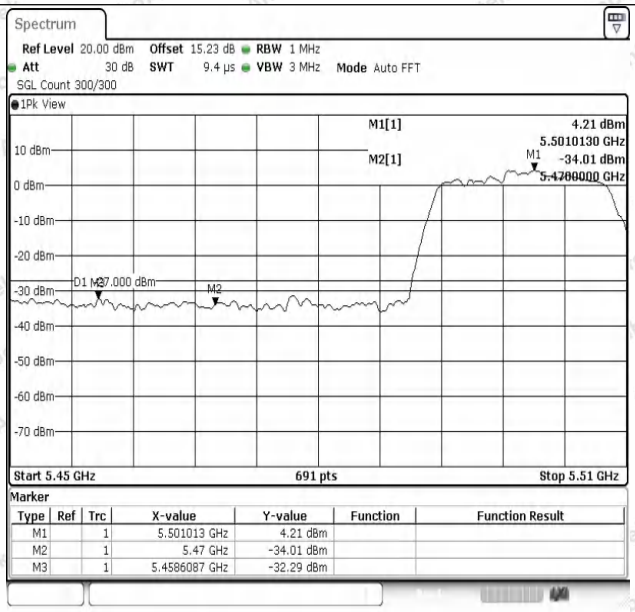

11AC20SISO-Ant1-5500-PASS

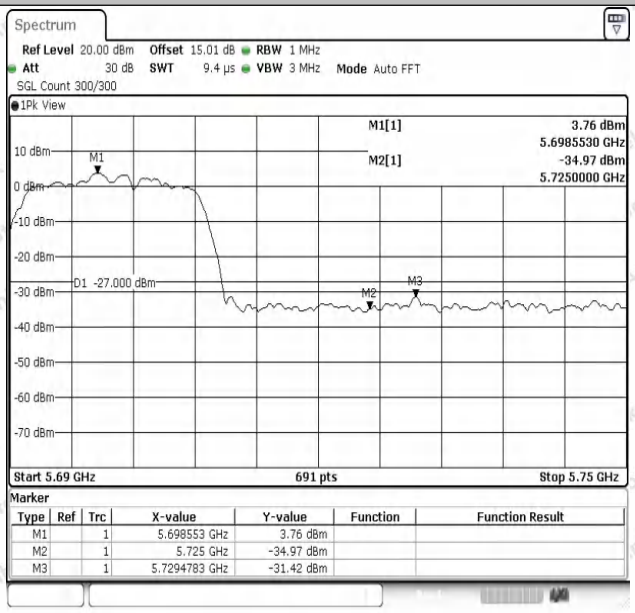

11AC20SISO-Ant1-5700-PASS

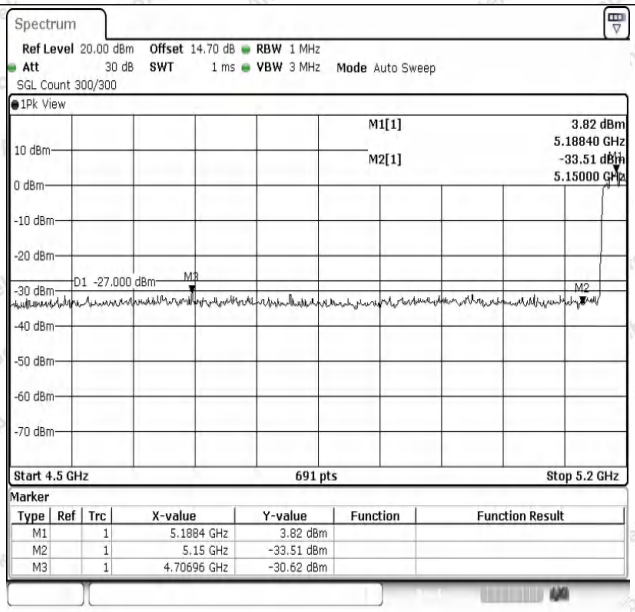

11AC40SISO-Ant1-5190-PASS

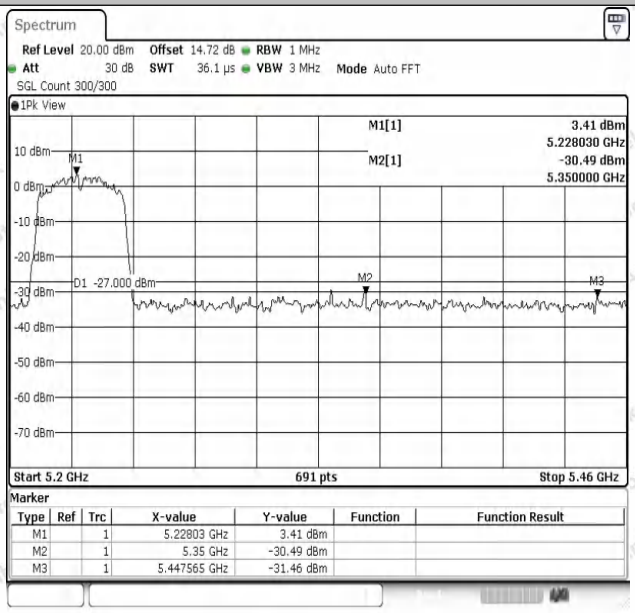

11AC40SISO-Ant1-5230-PASS

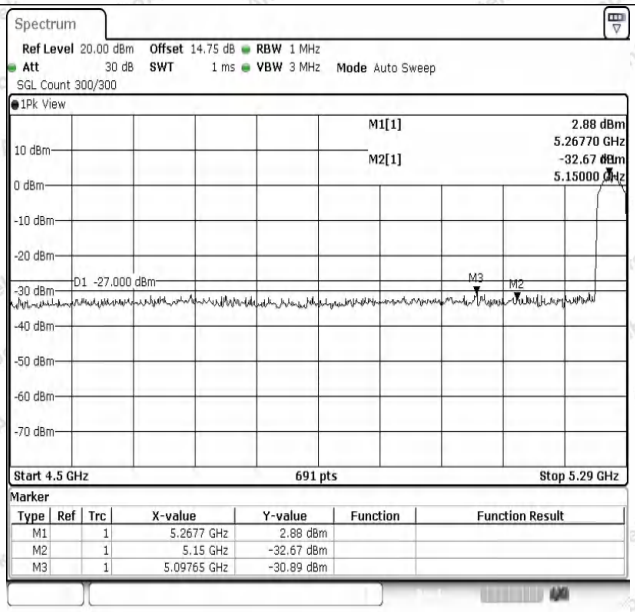

11AC40SISO-Ant1-5270-PASS

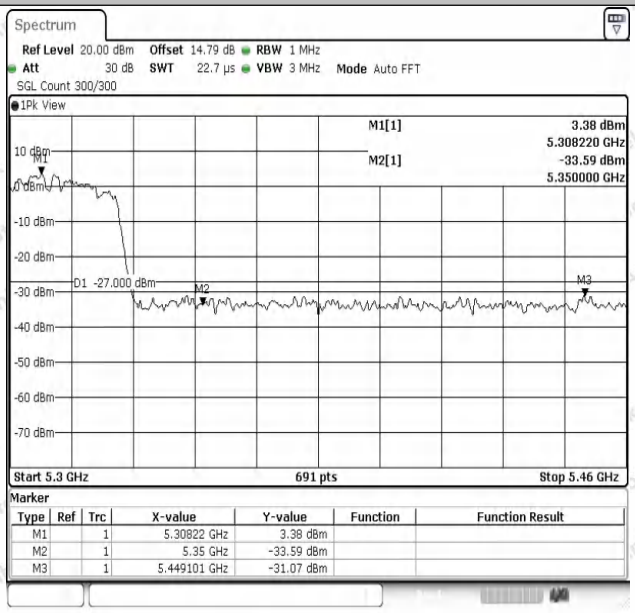

11AC40SISO-Ant1-5310-PASS

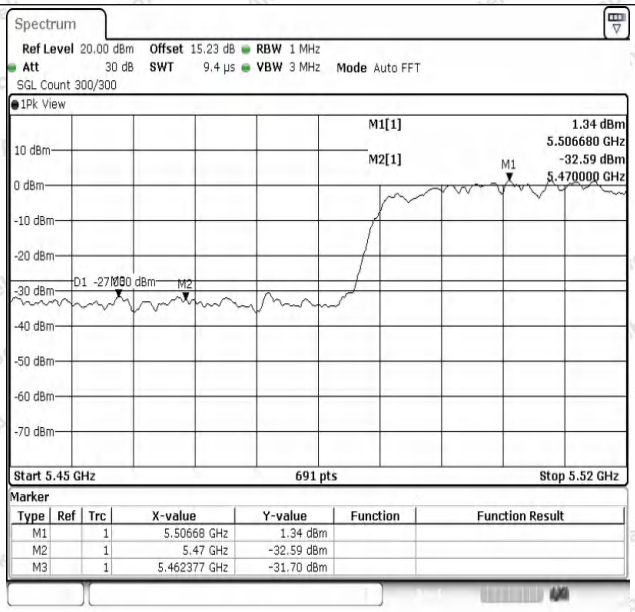

11AC40SISO-Ant1-5510-PASS

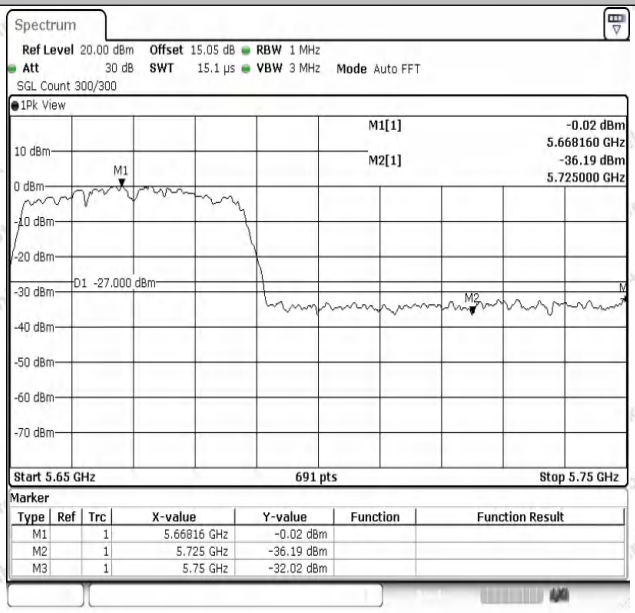

11AC40SISO-Ant1-5670-PASS

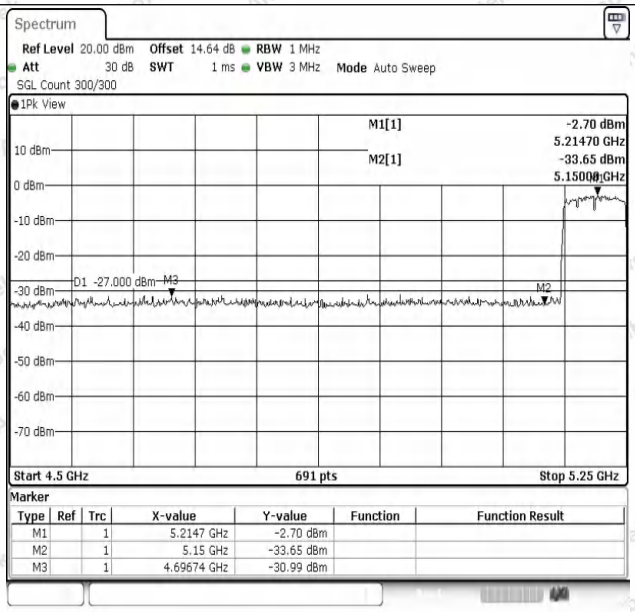

11AC80SISO-Ant1-5210-PASS

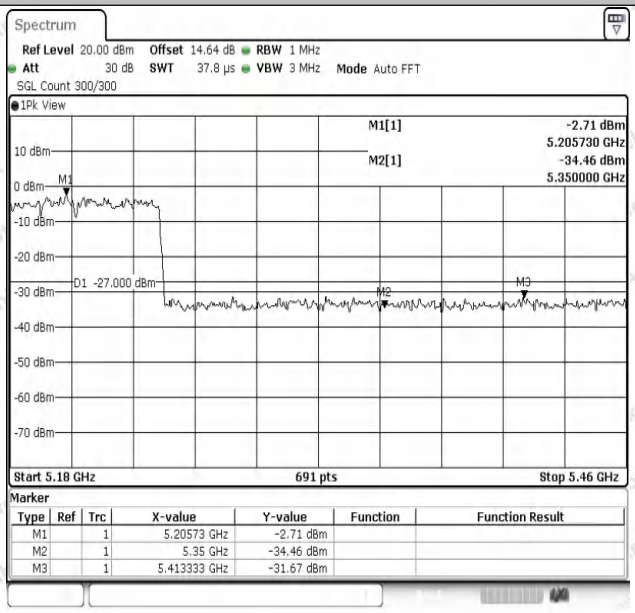

11AC80SISO-Ant1-5210-PASS

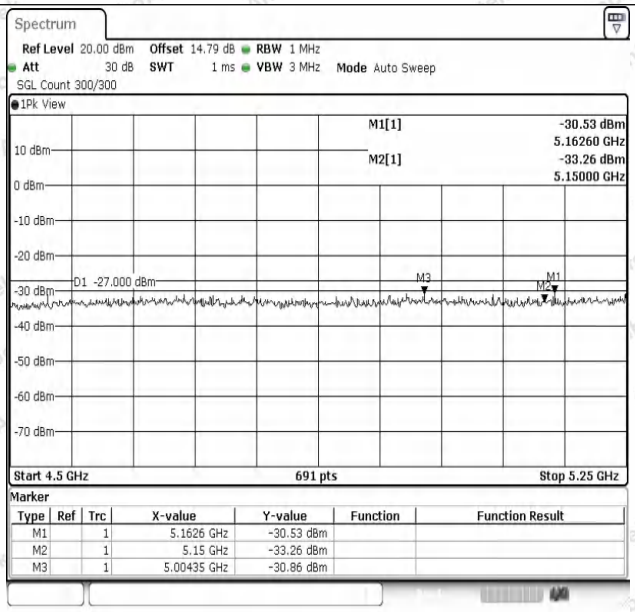

11AC80SISO-Ant1-5290-PASS

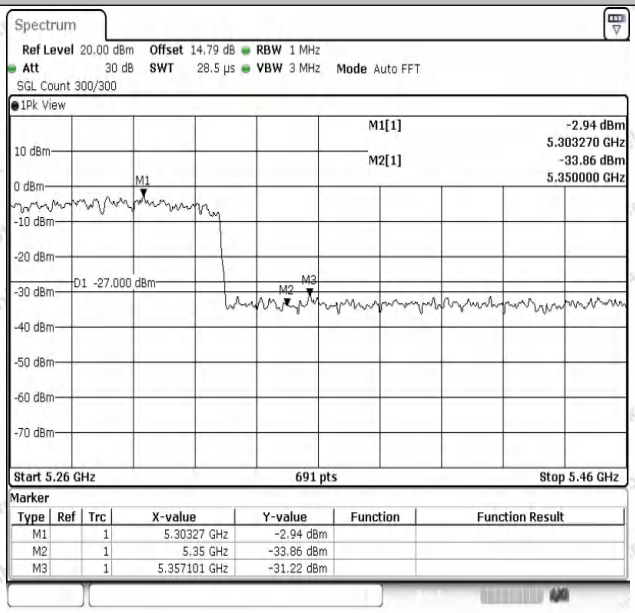

11AC80SISO-Ant1-5290-PASS

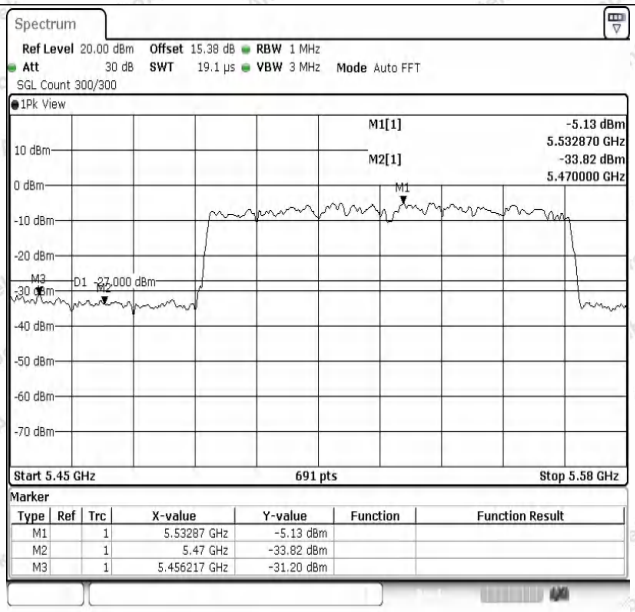

11AC80SISO-Ant1-5530-PASS

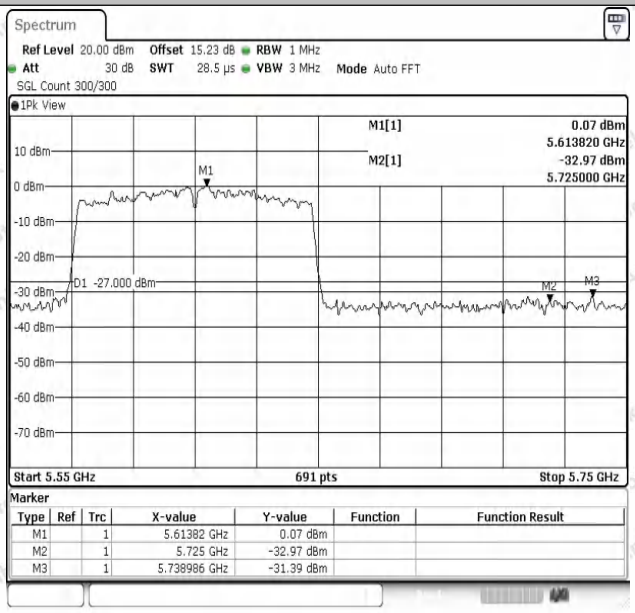

11AC80SISO-Ant1-5610-PASS

Test Graphs B4

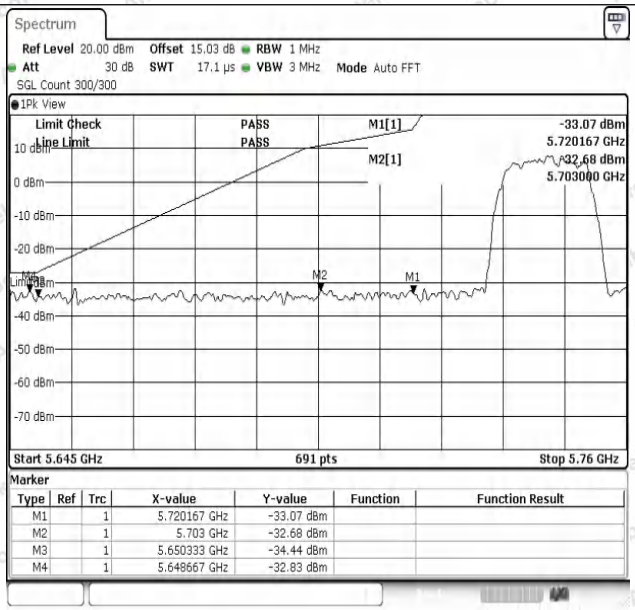

11A-Ant1-5745-PASS

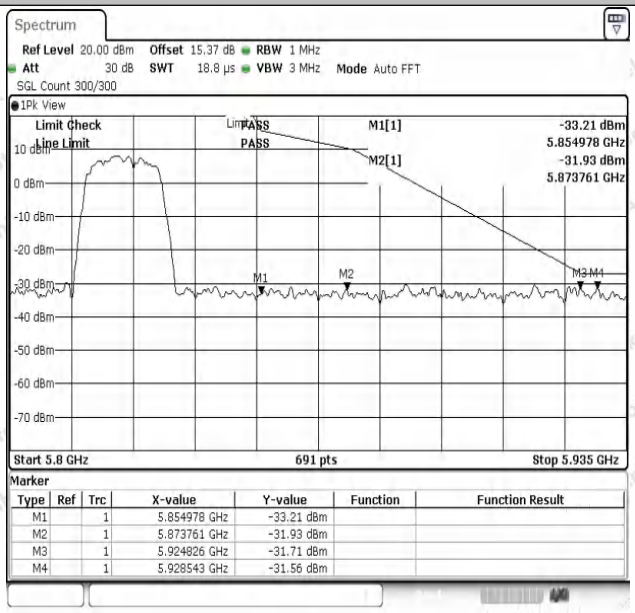

11A-Ant1-5825-PASS

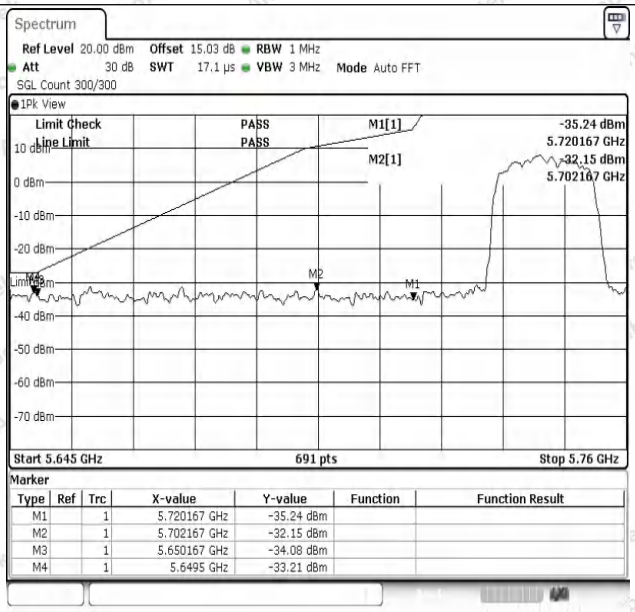

11N20SISO-Ant1-5745-PASS

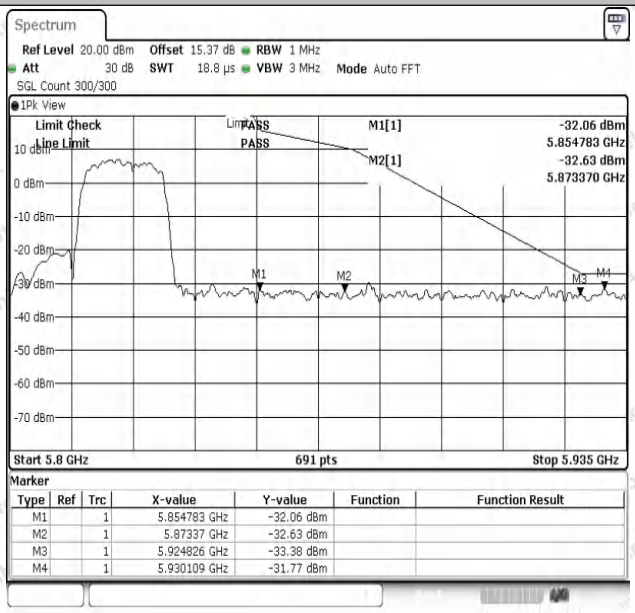

11N20SISO-Ant1-5825-PASS

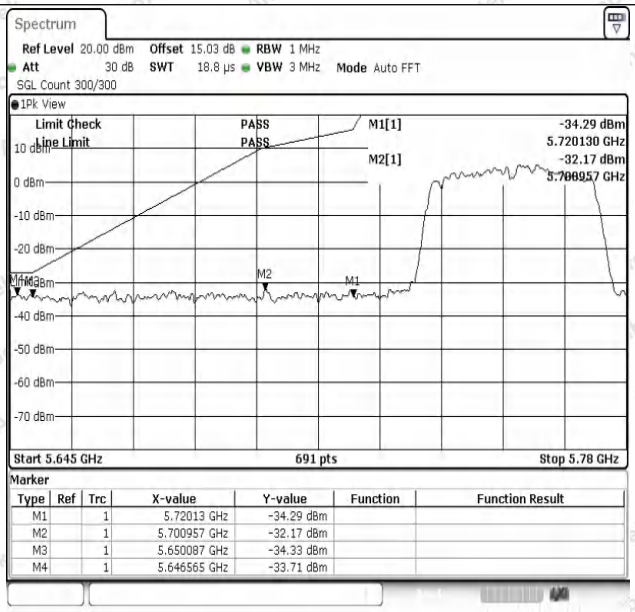

11N40SISO-Ant1-5755-PASS

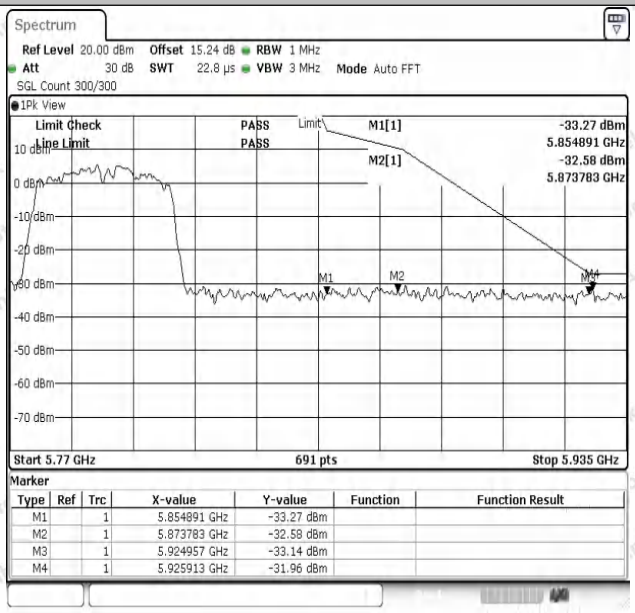

11N40SISO-Ant1-5795-PASS

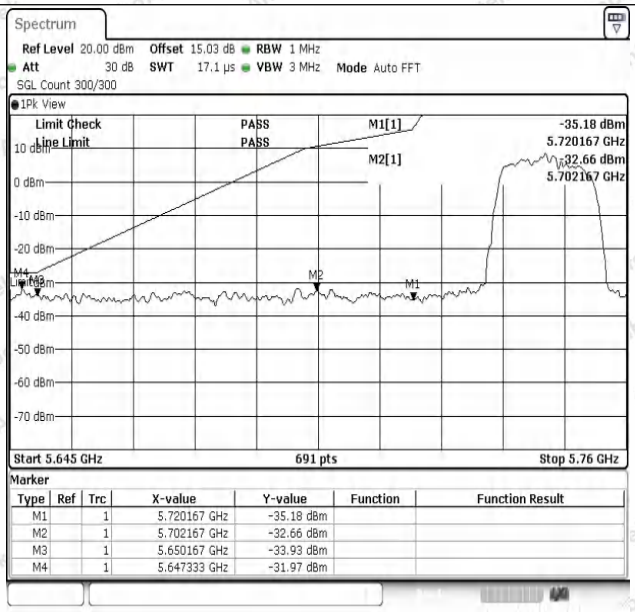

11AC20SISO-Ant1-5745-PASS

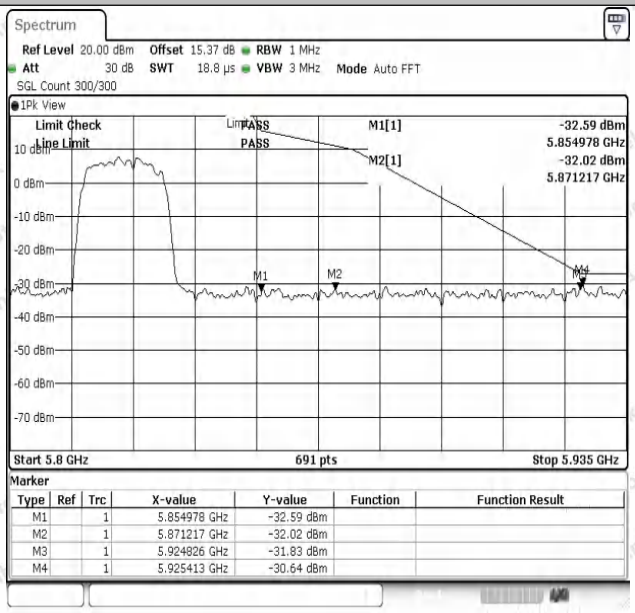

11AC20SISO-Ant1-5825-PASS

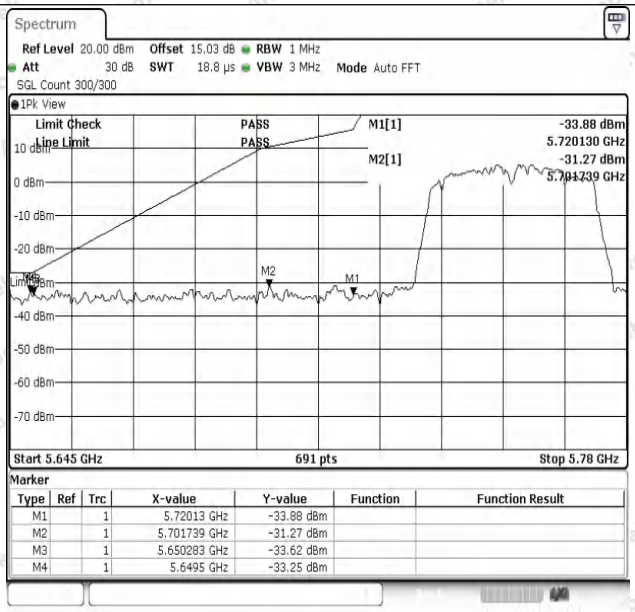

11AC40SISO-Ant1-5755-PASS

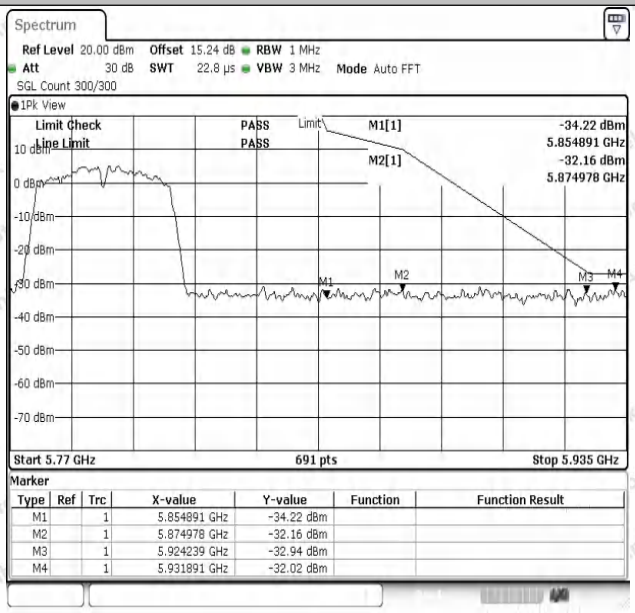

11AC40SISO-Ant1-5795-PASS

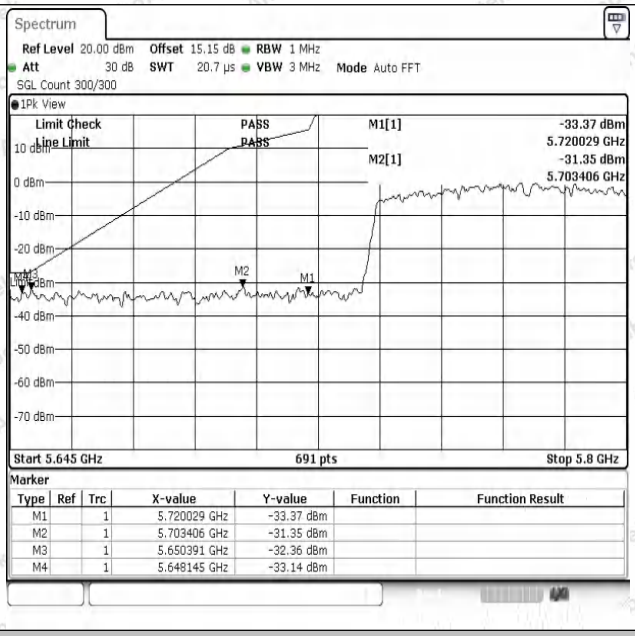

11AC80SISO-Ant1-5775-PASS

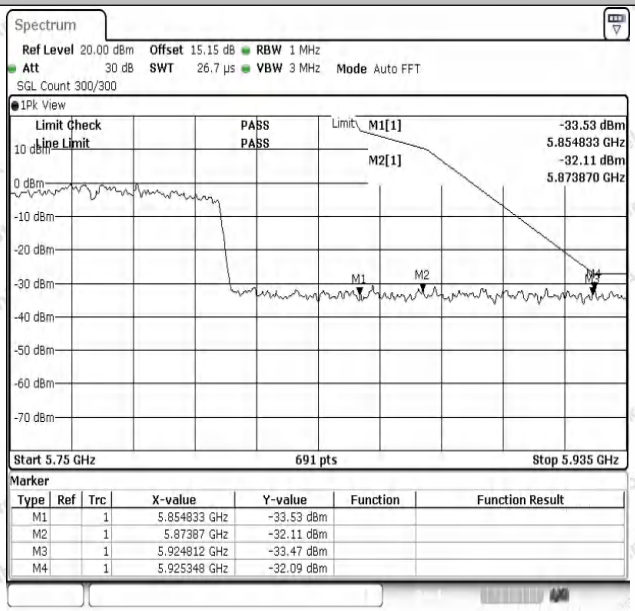

11AC80SISO-Ant1-5775-PASS

Appendix F: DFS Detection Thresholds

Test Result

TestMode	Frequency[dbm]	Radar Type	Result	Limit[dbm]	Verdict
11AC80	5290	Type0	-62.08	-62.00	PASS
	5530	Type0	-62.27	-62.00	PASS

Test Graphs

11AC80_5290_Type0

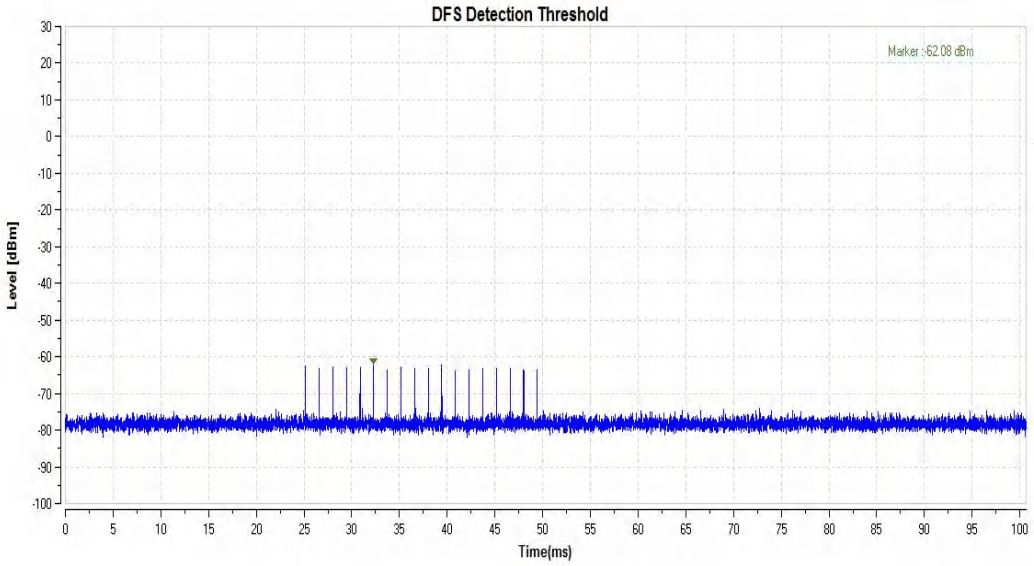

11AC80_5530_Type0

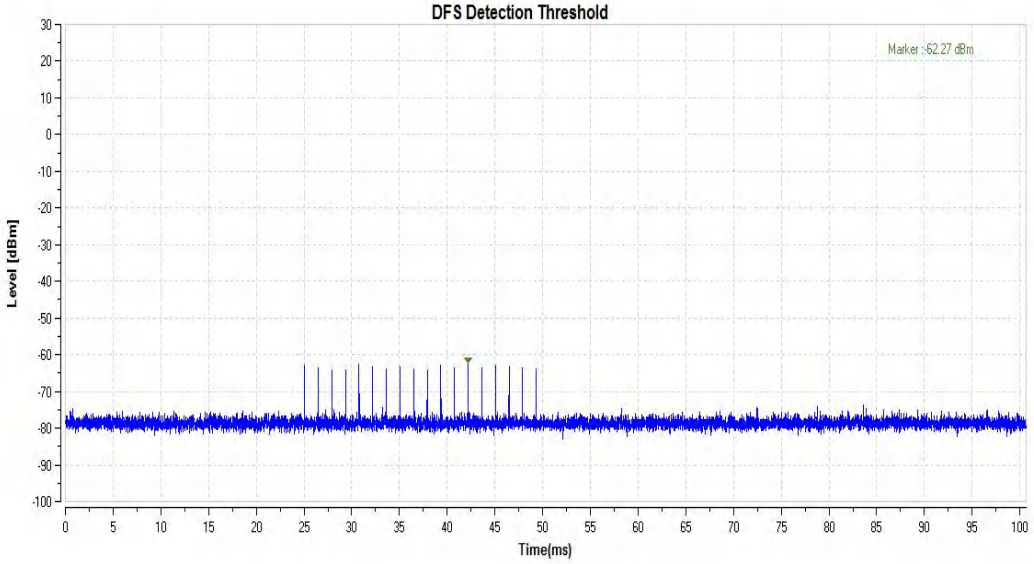

Appendix G: Channel Loading

Test Result

TestMode	Frequency[MHz]	Result	Limit [%]	Verdict
11AC80	5290	50.76	17	PASS
	5530	58.57	17	PASS

Test Graphs

11AC80_5290_Type0

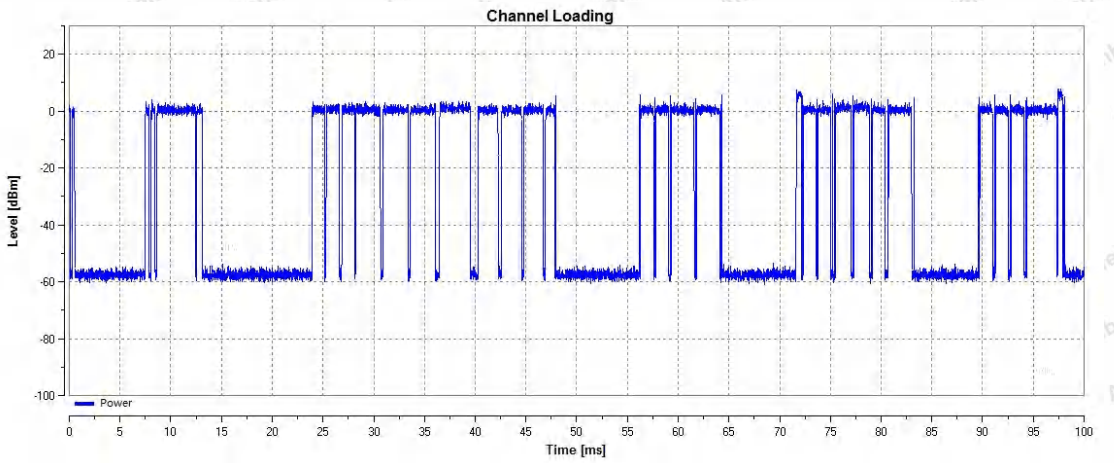

11AC80_5530_Type0

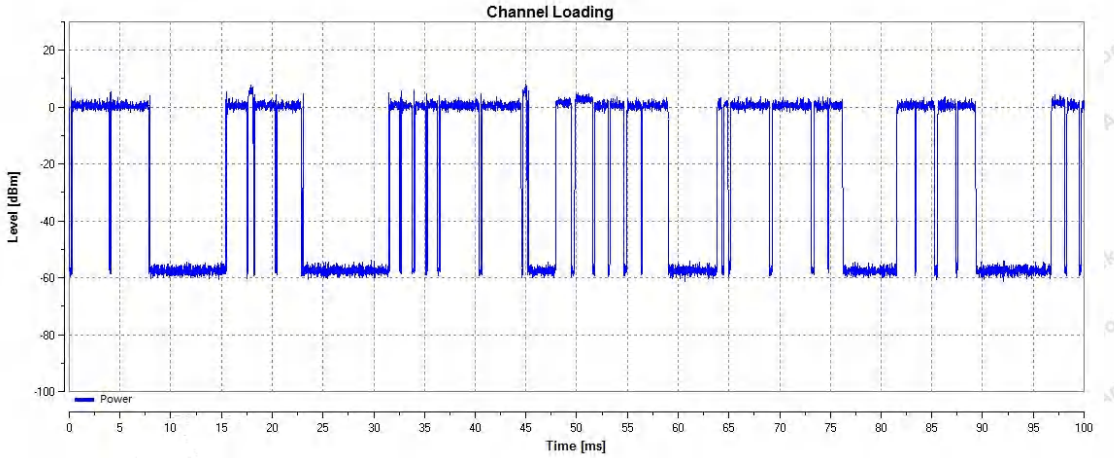

Appendix H: Channel Move Time and Channel Closing Transmission Time

Test Result

TestMode	Frequency[MHz]	CCTT[ms]	Limit[ms]	CMT[ms]	Limit[ms]	Verdict
11AC80	5290	200+0	200+60	220.5	10000	PASS
	5530	200+3.9	200+60	205.1	10000	PASS

Test Graphs

11AC80_5290

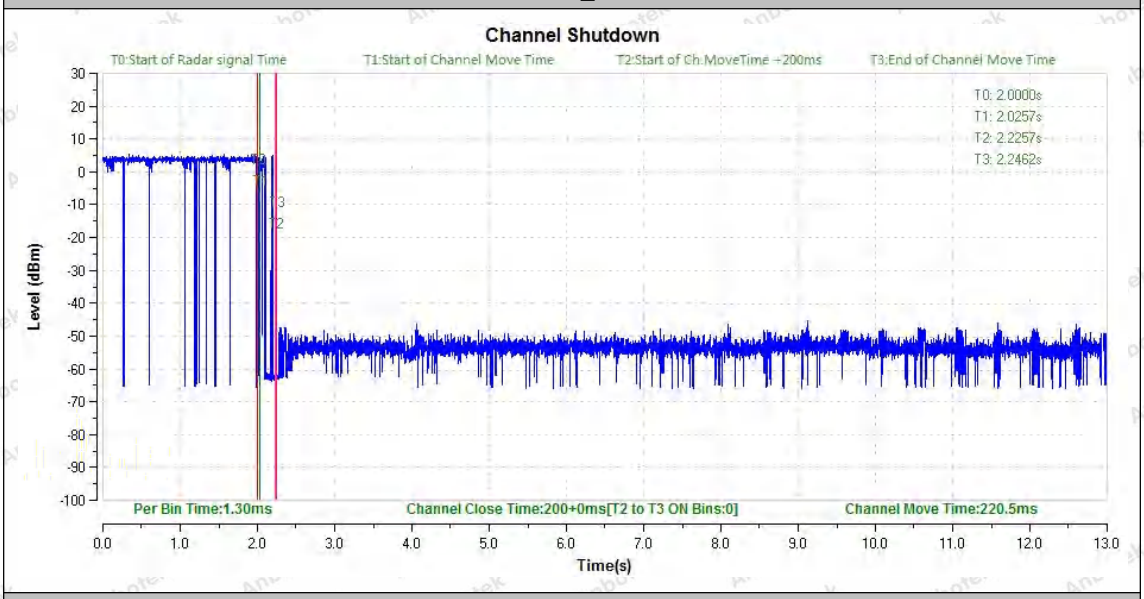

11AC80_5530

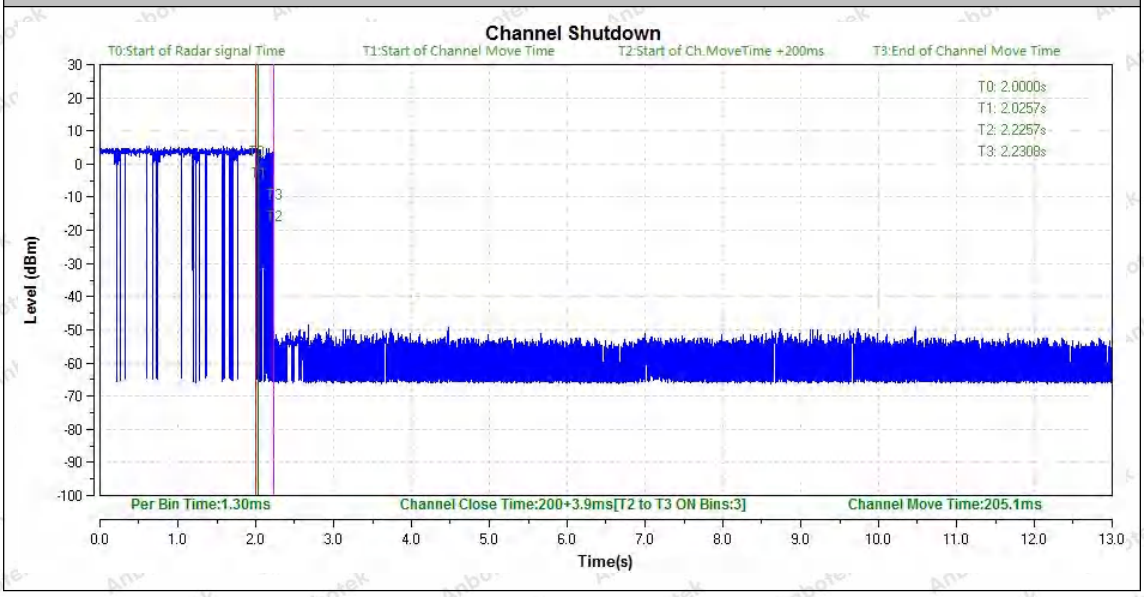

---End---