Appendix Test Data

Report No:	1812C40108612502	Test Sample NO:	1-2-2
Start Test Date:	2024.10.18	Finish Test Date:	2024.11.11
Test Engineer:	Joker Huang	Auditor:	Justin Feng
Temperature:	22.8℃	Relative Humidity:	51%
Pressure:	101 kPa		

Appendix A: DTS Bandwidth

Test Result

Test Mode	Antenna	Frequency[MHz]	DTS BW [MHz]	FL[MHz]	FH[MHz]	Limit[MHz]	Verdict
11B	Ant1	2412	8.20	2407.88	2416.08	0.5	PASS
11B	Ant1	2437	8.24	2432.84	2441.08	0.5	PASS
11B	Ant1	2462	8.24	2457.80	2466.04	0.5	PASS
11G	Ant1	2412	15.80	2404.16	2419.96	0.5	PASS
11G	Ant1	2437	16.12	2428.76	2444.88	0.5	PASS
11G	Ant1	2462	16.20	2453.88	2470.08	0.5	PASS
11N20SISO	Ant1	2412	16.88	2403.68	2420.56	0.5	PASS
11N20SISO	Ant1	2437	17.20	2428.24	2445.44	0.5	PASS
11N20SISO	Ant1	2462	16.40	2453.36	2469.76	0.5	PASS

Test Graphs

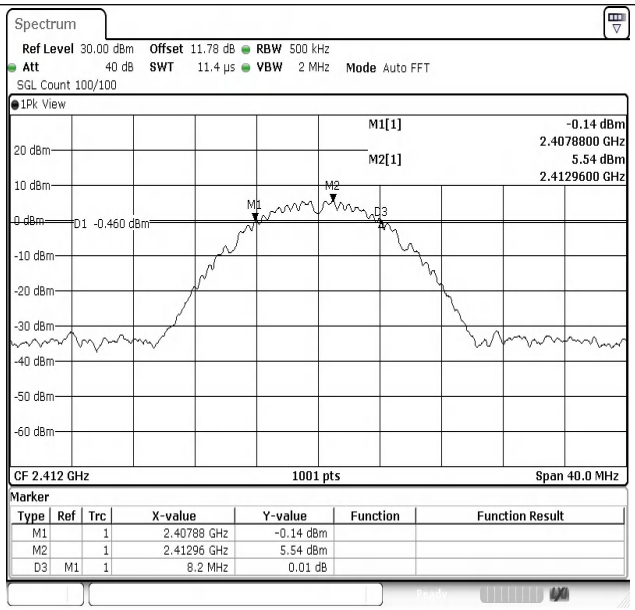

11B-Ant1-2412-PASS

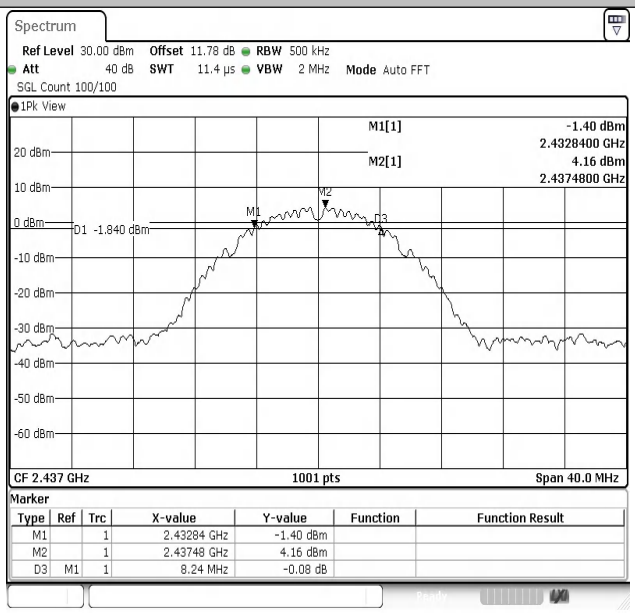

11B-Ant1-2437-PASS

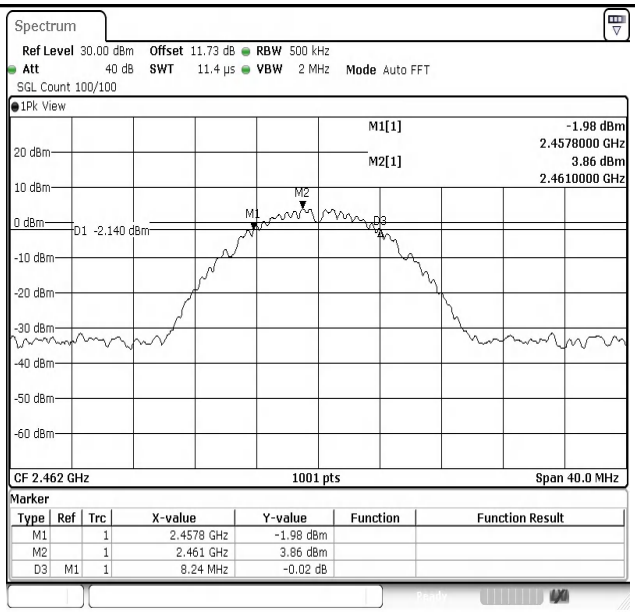

11B-Ant1-2462-PASS

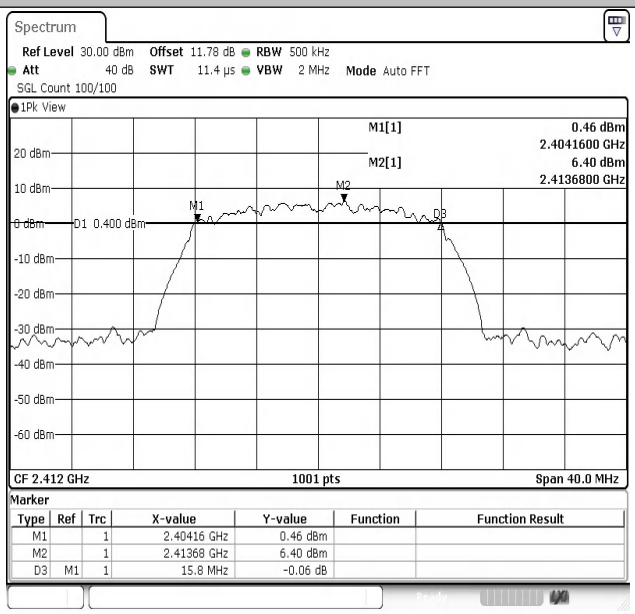

11G-Ant1-2412-PASS

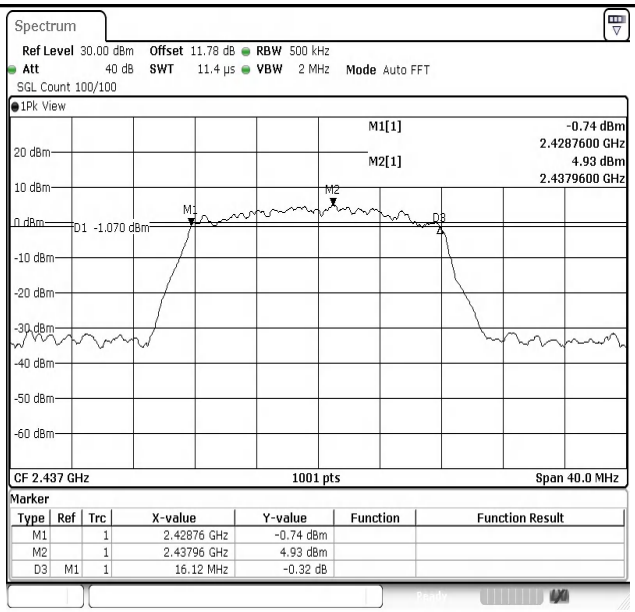

11G-Ant1-2437-PASS

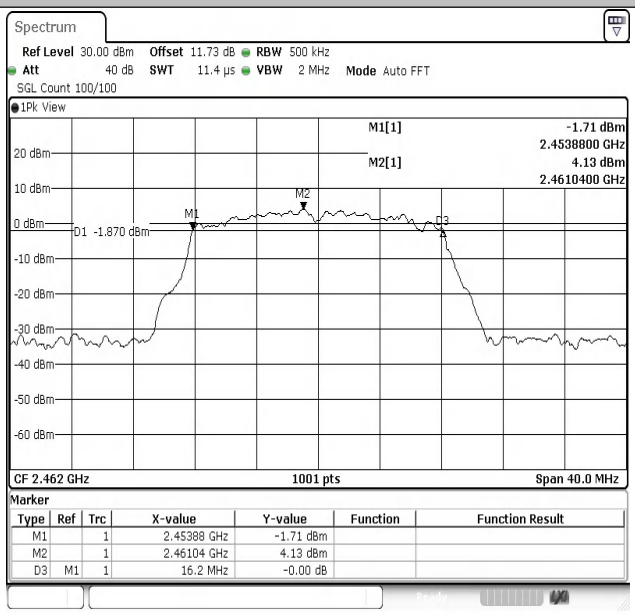

11G-Ant1-2462-PASS

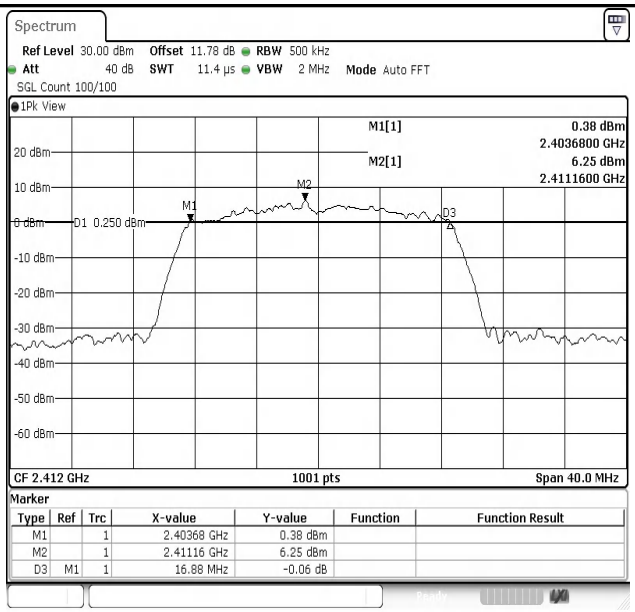

11N20SISO-Ant1-2412-PASS

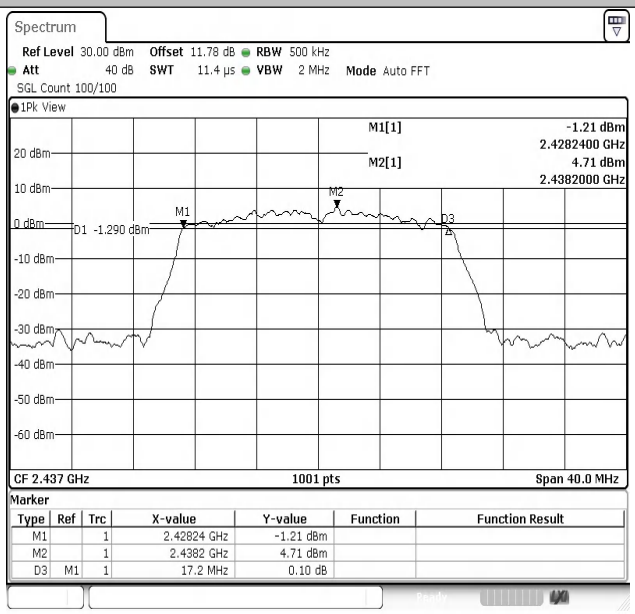

11N20SISO-Ant1-2437-PASS

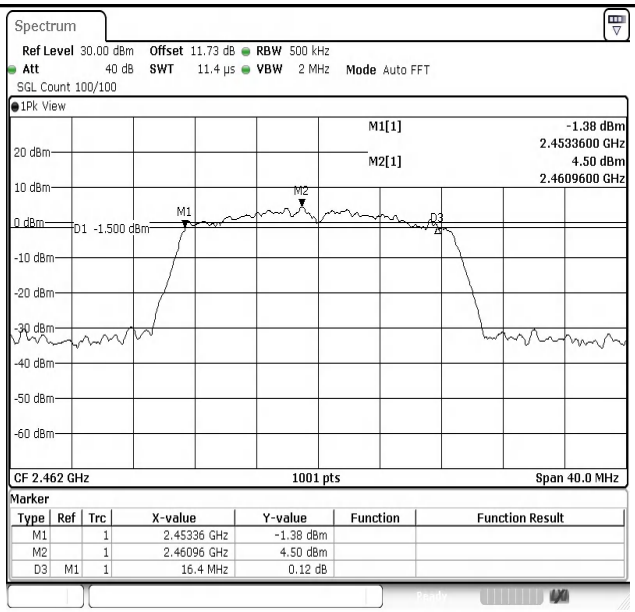

11N20SISO-Ant1-2462-PASS

Appendix B: Occupied Channel Bandwidth

Test Result

TestMode	Antenna	Channel Frequency[MHz]	OCB [MHz]	FL[MHz]	FH[MHz]	Limit[MHz]	Verdict
11B	Ant1	2412	12.667	2405.7263	2418.3936	---	---
11B	Ant1	2437	12.987	2430.4865	2443.4735	---	---
11B	Ant1	2462	12.907	2455.4466	2468.3536	---	---
11G	Ant1	2412	16.543	2403.6883	2420.2318	---	---
11G	Ant1	2437	16.743	2428.4885	2445.2318	---	---
11G	Ant1	2462	17.023	2453.4885	2470.5115	---	---
11N20SISO	Ant1	2412	17.662	2403.1688	2420.8312	---	---
11N20SISO	Ant1	2437	17.742	2428.0889	2445.8312	---	---
11N20SISO	Ant1	2462	17.742	2453.0889	2470.8312	---	---

Test Graphs

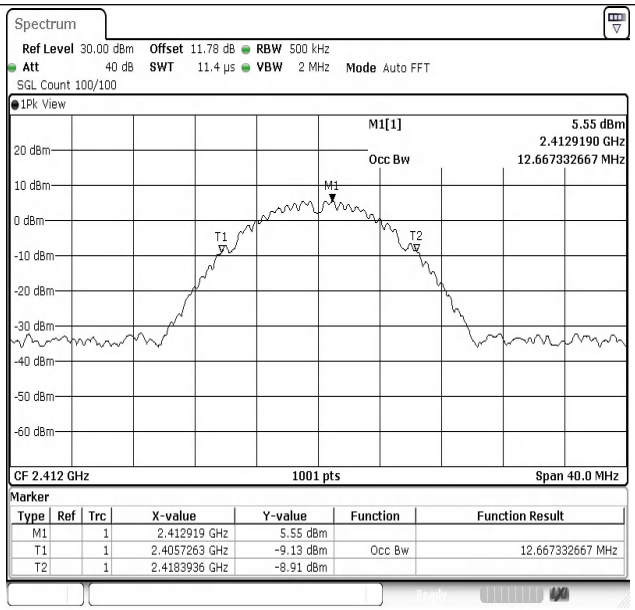

11B-Ant1-2412

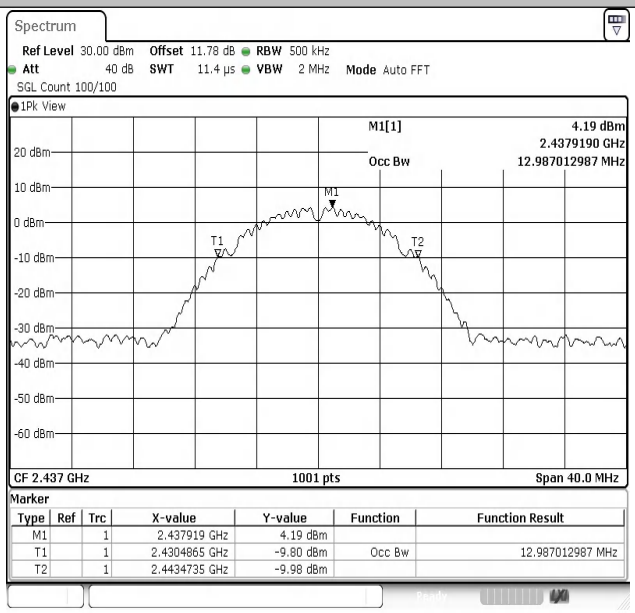

11B-Ant1-2437

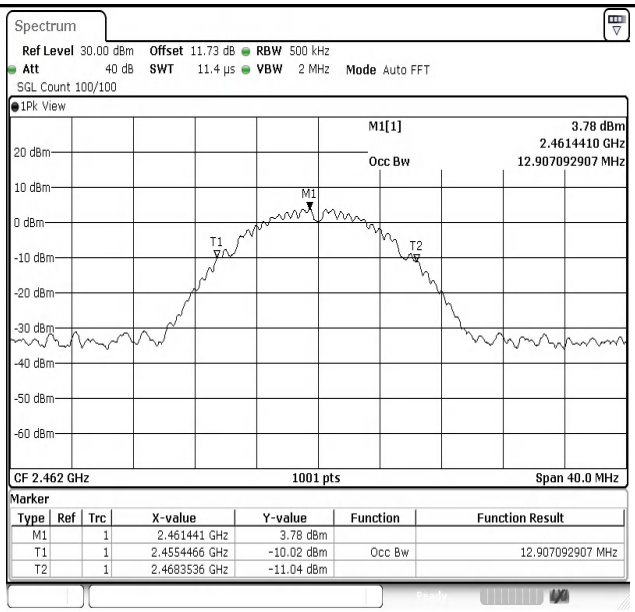

11B-Ant1-2462

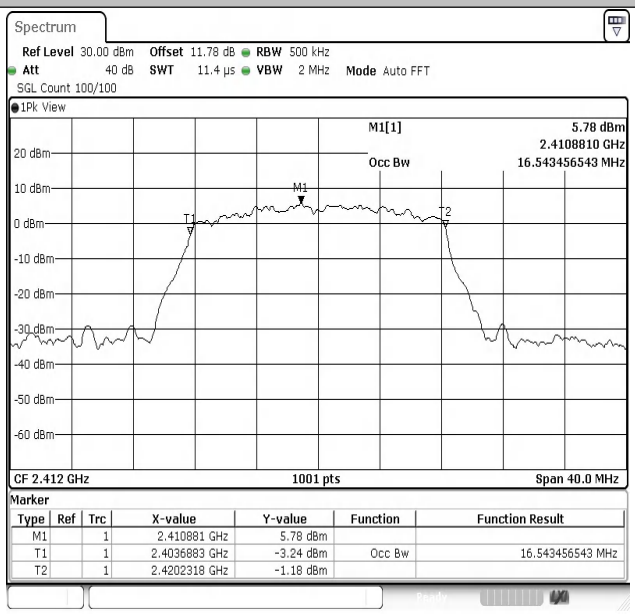

11G-Ant1-2412

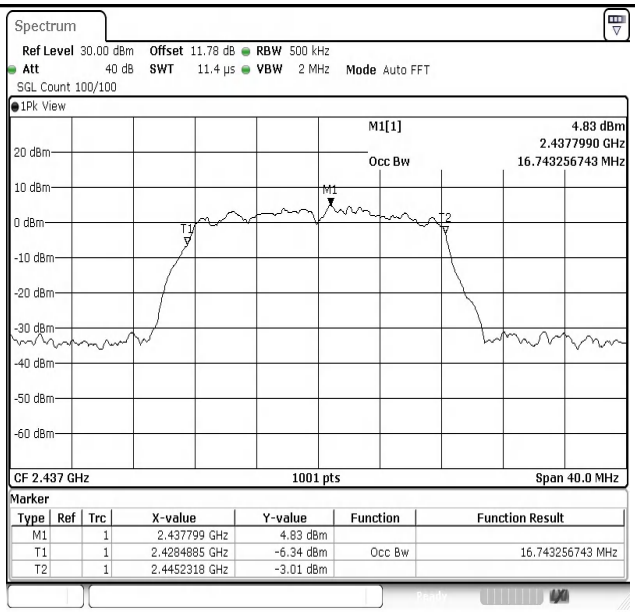

11G-Ant1-2437

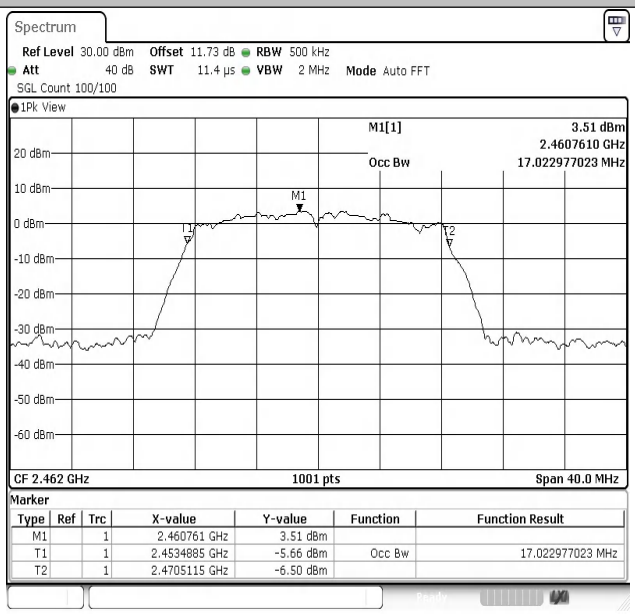

11G-Ant1-2462

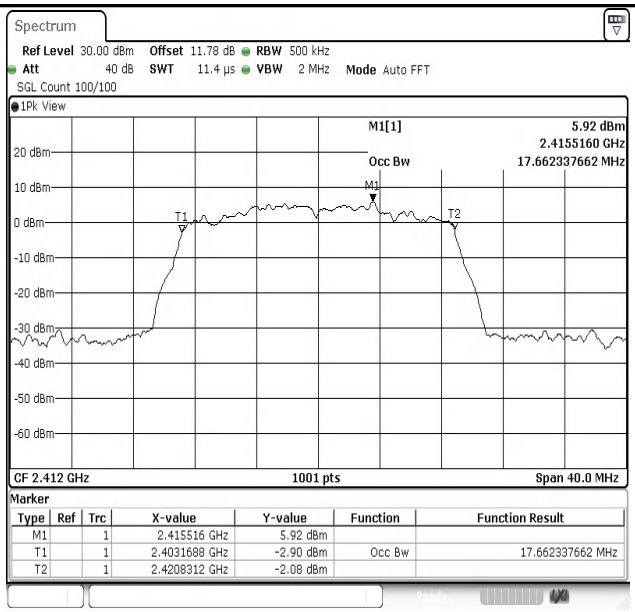

11N20SISO-Ant1-2412

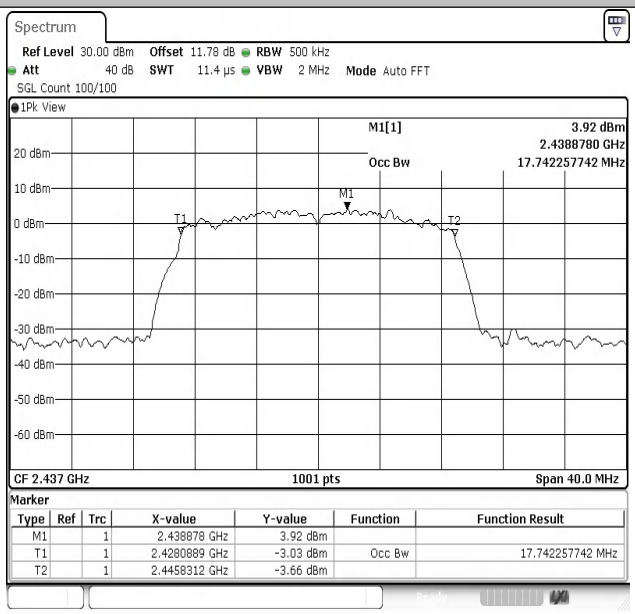

11N20SISO-Ant1-2437

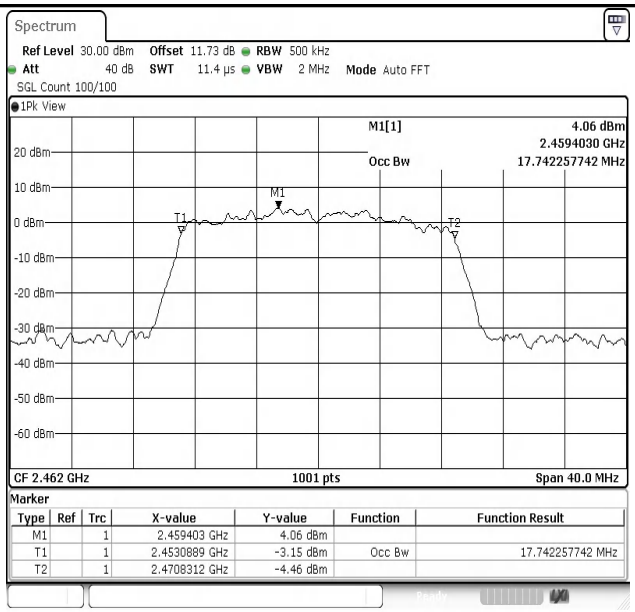

11N20SISO-Ant1-2462

Appendix C: Maximum conducted output power

Test Result Average

Test Mode	Antenna	Frequency[MHz]	Set Power	Average power [dBm]	Duty Cycle [%]	DC Factor [dB]	Result [dBm]	Limit [dBm]	Verdict
11B	Ant1	2412	NA	11.80	86.11	0.65	12.45	≤30.00	PASS
11B	Ant1	2437	NA	12.00	87.04	0.60	12.60	≤30.00	PASS
11B	Ant1	2462	NA	11.69	86.11	0.65	12.34	≤30.00	PASS
11G	Ant1	2412	NA	10.93	97.18	0.12	11.05	≤30.00	PASS
11G	Ant1	2437	NA	10.98	97.18	0.12	11.10	≤30.00	PASS
11G	Ant1	2462	NA	10.92	97.18	0.12	11.04	≤30.00	PASS
11N20SISO	Ant1	2412	NA	11.97	77.84	1.09	13.06	≤30.00	PASS
11N20SISO	Ant1	2437	NA	10.78	78.31	1.06	11.84	≤30.00	PASS
11N20SISO	Ant1	2462	NA	10.33	78.92	1.03	11.36	≤30.00	PASS

Note: 1. The cable loss are compensated in the graph

Test Graphs Average

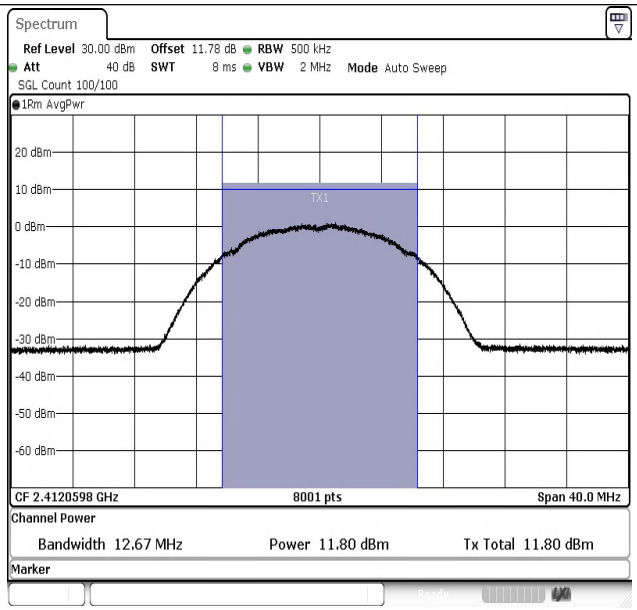

11B-Ant1-2412-PASS

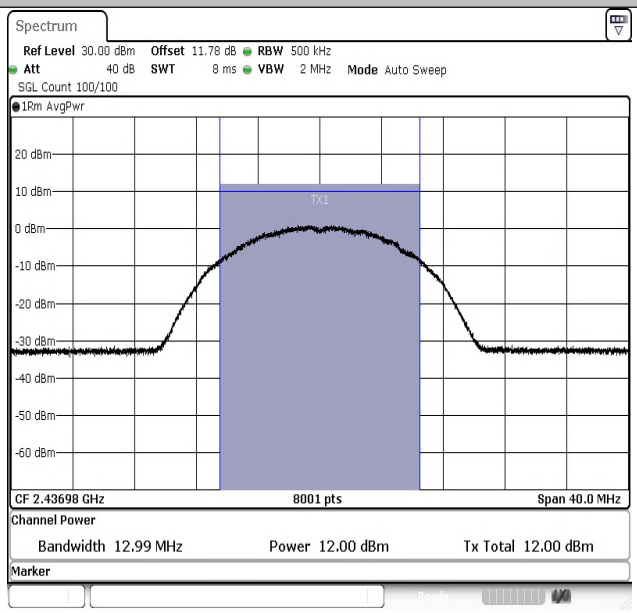

11B-Ant1-2437-PASS

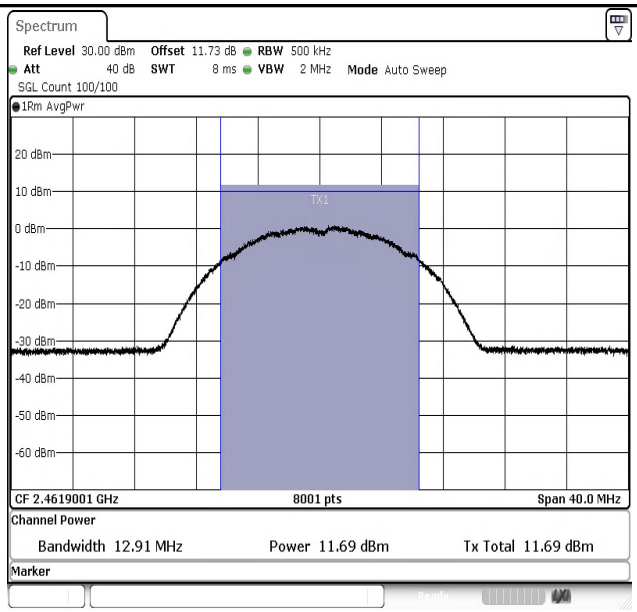

11B-Ant1-2462-PASS

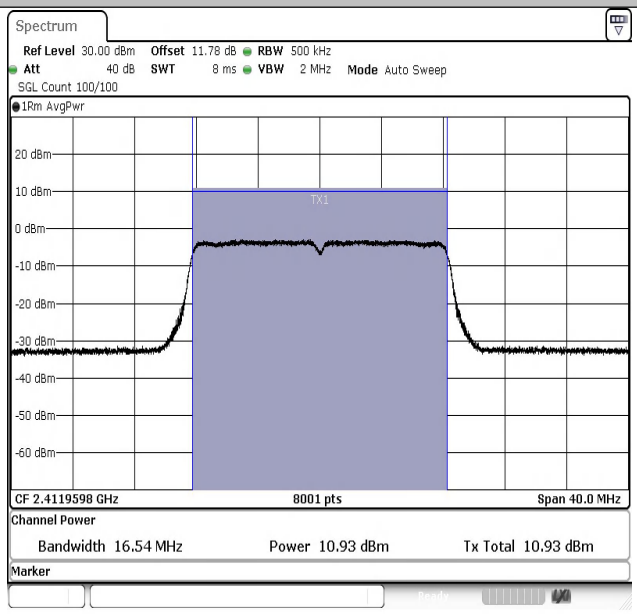

11G-Ant1-2412-PASS

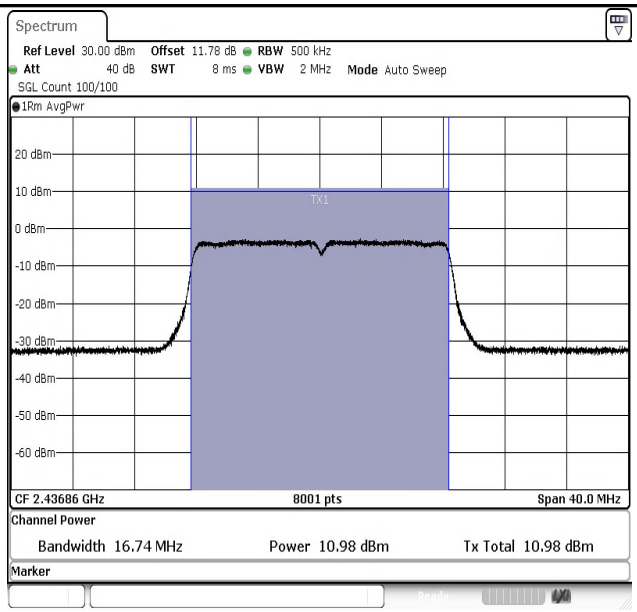

11G-Ant1-2437-PASS

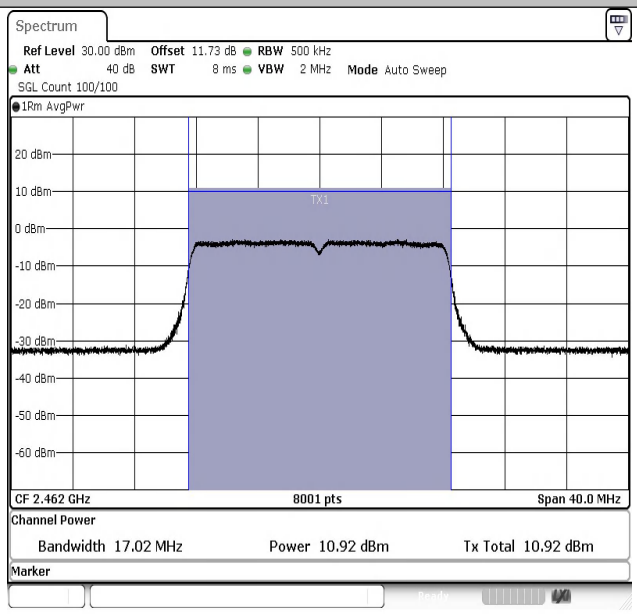

11G-Ant1-2462-PASS

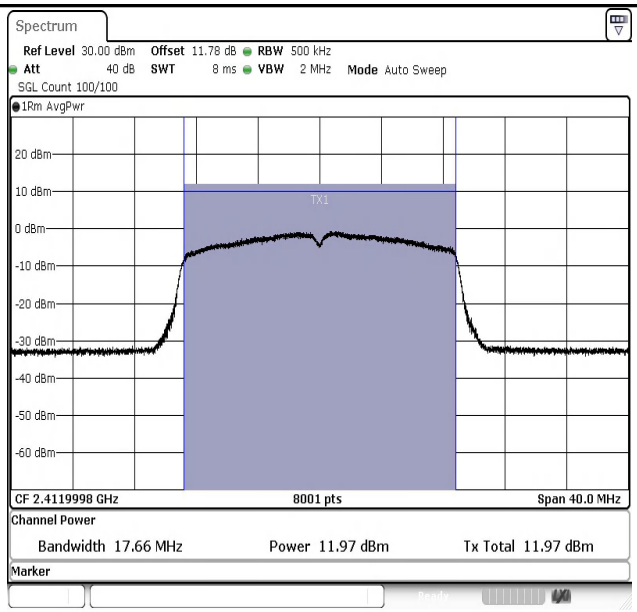

11N20SISO-Ant1-2412-PASS

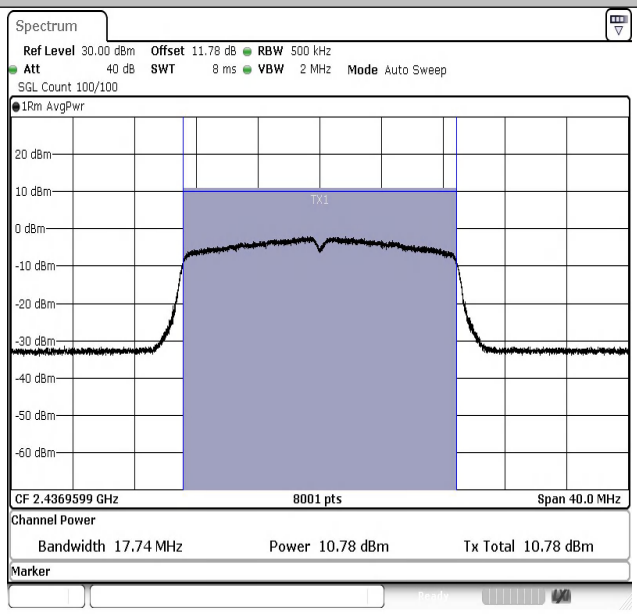

11N20SISO-Ant1-2437-PASS

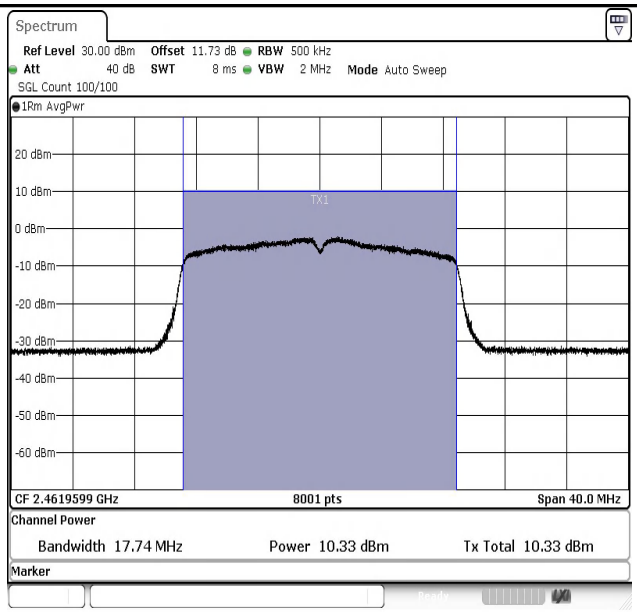

11N20SISO-Ant1-2462-PASS

Appendix D: Maximum power spectral density

Test Result

Test Mode	Antenna	Frequency[MHz]	Reading Result[dBm/3kHz]	DC Factor [dB]	Result[dBm/3kHz]	Limit[dBm/3kHz]	Verdict
11B	Ant1	2412	-15.45	0.65	-14.80	≤8.00	PASS
11B	Ant1	2437	-17.37	0.60	-16.77	≤8.00	PASS
11B	Ant1	2462	-18.37	0.65	-17.72	≤8.00	PASS
11G	Ant1	2412	-22.97	0.12	-22.85	≤8.00	PASS
11G	Ant1	2437	-22.84	0.12	-22.72	≤8.00	PASS
11G	Ant1	2462	-23.17	0.12	-23.05	≤8.00	PASS
11N20SISO	Ant1	2412	-20.81	1.09	-19.72	≤8.00	PASS
11N20SISO	Ant1	2437	-22.28	1.06	-21.22	≤8.00	PASS
11N20SISO	Ant1	2462	-22.39	1.03	-21.36	≤8.00	PASS

Note:

1. The cable loss are compensated in the graph.

Test Graphs

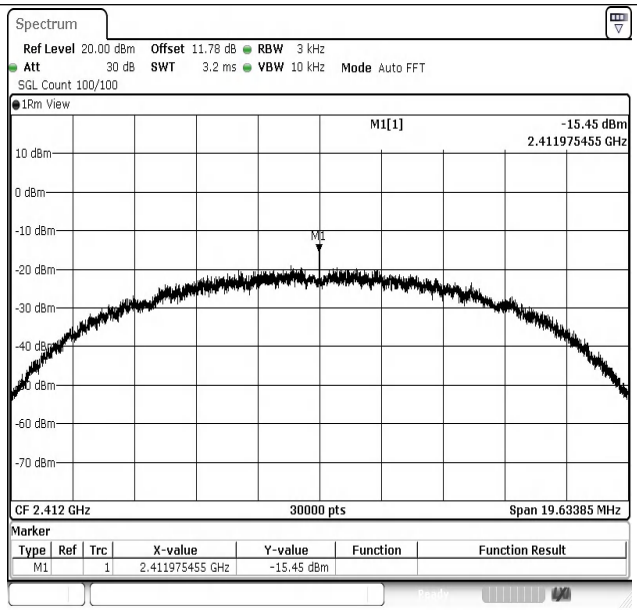

11B-Ant1-2412-PASS

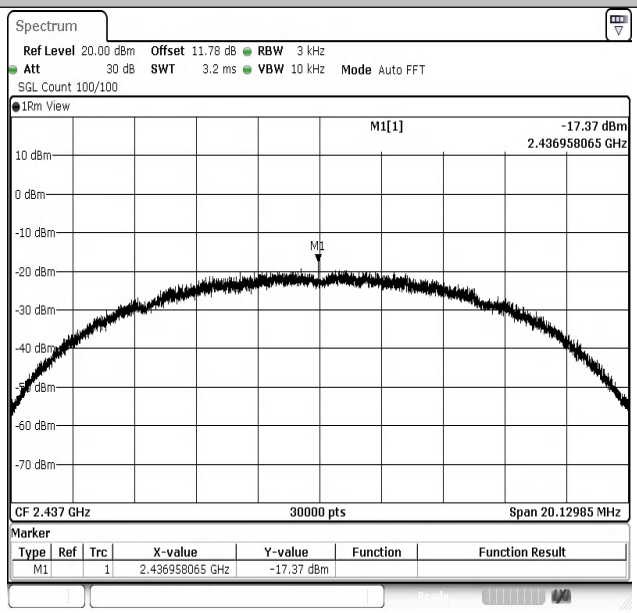

11B-Ant1-2437-PASS

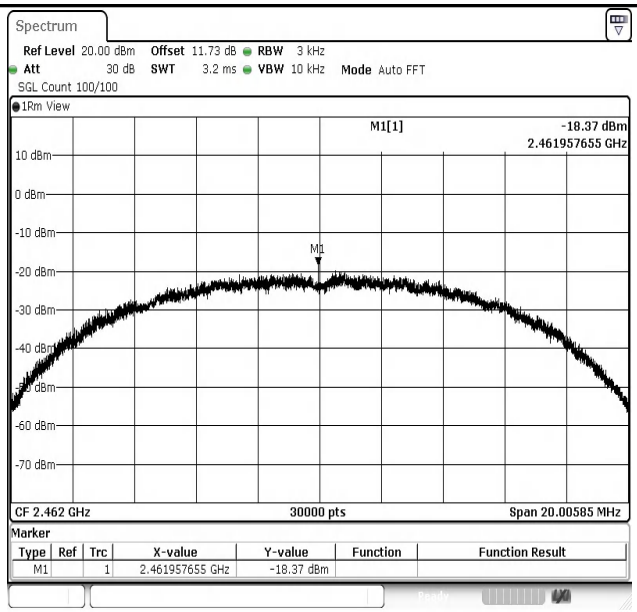

11B-Ant1-2462-PASS

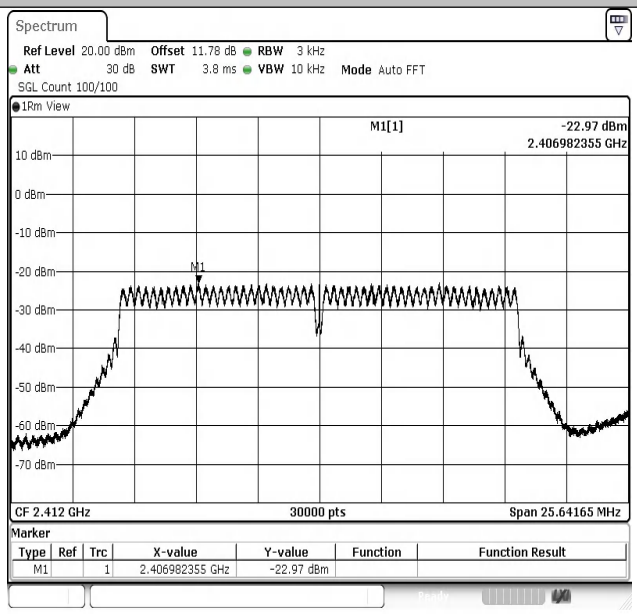

11G-Ant1-2412-PASS

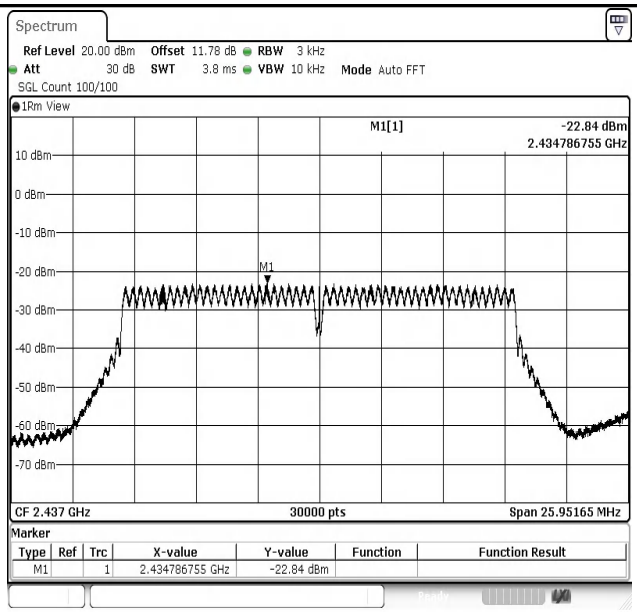

11G-Ant1-2437-PASS

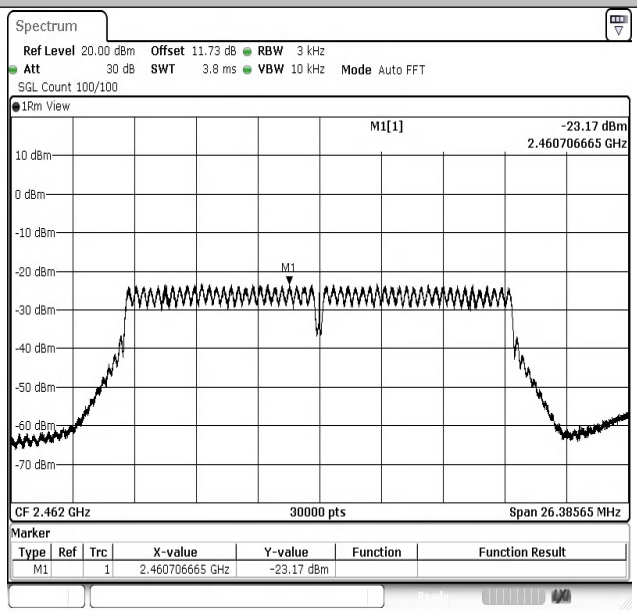

11G-Ant1-2462-PASS

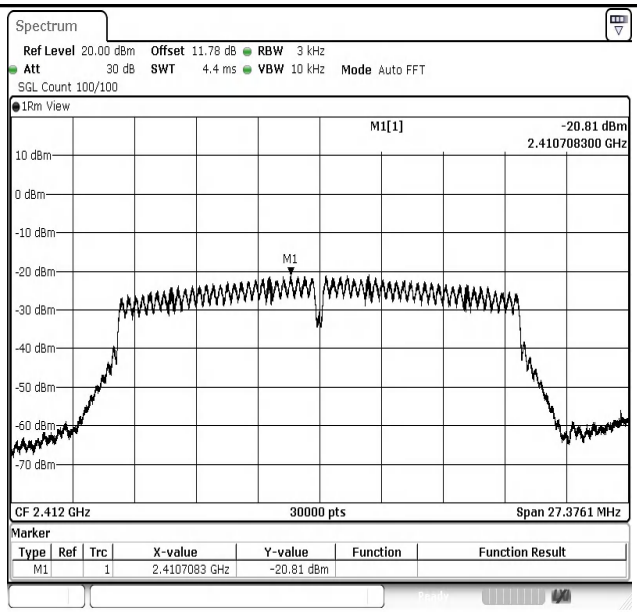

11N20SISO-Ant1-2412-PASS

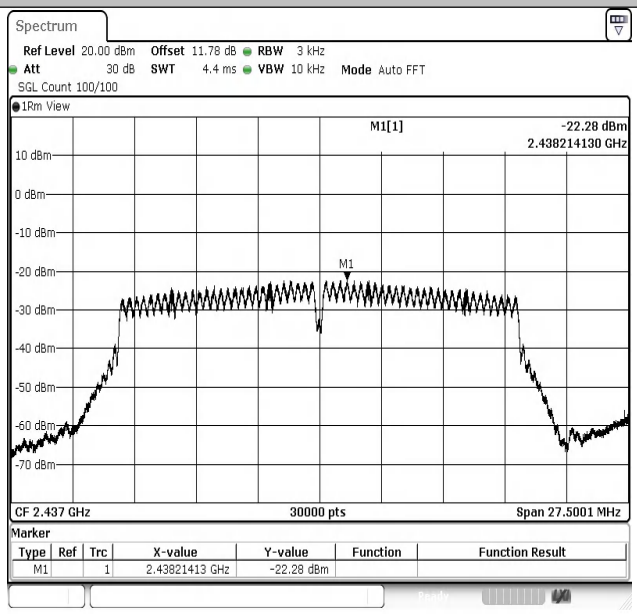

11N20SISO-Ant1-2437-PASS

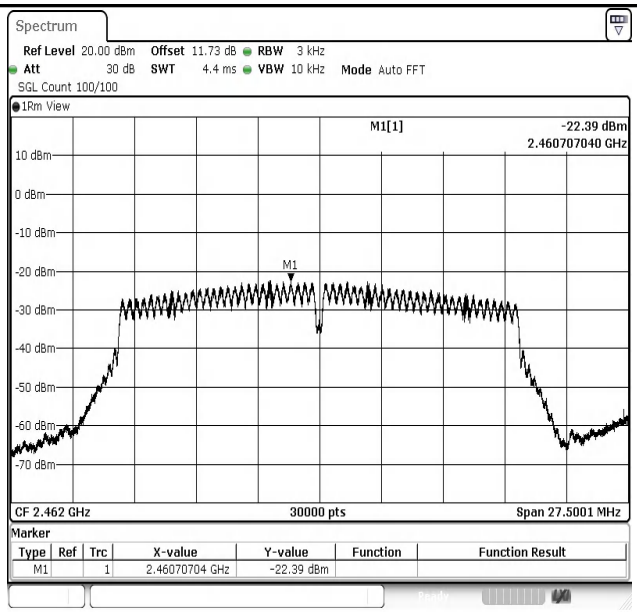

11N20SISO-Ant1-2462-PASS

Appendix E: Band edge measurements

Test Result

TestMode	Antenna	ChName	Frequency [MHz]	RefLevel[dBm]	Result[dBm]	Limit[dBm]	Verdict
11B	Ant1	Low	2412	5.24	-47.84	≤-24.76	PASS
11B	Ant1	High	2462	2.80	-59.76	≤-27.2	PASS
11G	Ant1	Low	2412	-0.53	-40.62	≤-30.53	PASS
11G	Ant1	High	2462	-0.69	-51.81	≤-30.69	PASS
11N20SISO	Ant1	Low	2412	1.58	-40.63	≤-28.42	PASS
11N20SISO	Ant1	High	2462	-1.65	-50.64	≤-31.65	PASS