ONE PLUS ONE
Wireless Communication

深圳市一加一无线通讯技术有限公司

承认书

APPROVAL SHEET

客户 Customer	永时智能
项目名 Project	YK10
料号 Part NO.	
规格 Specification	BT Antennas

Project:YK10	Author: Haiou.Zhu	File Name: YK10_APP_A.doc
Date: 2025-01-20		
Revision:	A	

CONFIDENTIAL
Shenzhen OnePlusOne Wireless Communication Technology Co.,Ltd.
address: Room 106, Building A1, Hangcheng Innovation and Entrepreneurship Park, Xixiang Street, Baoan District, Shenzhen

APPROVAL			
OnePlusOne:			
RF Check	ME Check	QC Check	Confirm By
			
Customer:			
EE Check	PM Check	QC Check	Confirm By

承认鉴章后请寄回承认书一份

Please return to us one copy of "APPROVAL SHEET" with your approved signatures

Date:	Revision:	Updates and changes:	Issued by:
2025.01.20	A	Initial sheet	Haiou.Zhu

Contents

1 ANTENNA DESCRIPTION 1-3

1.1 Part number 1-3

2 ELECTRICAL PERFORMANCE.....2-3

2.1 Specification 2-3

2.2 Measurement Set-up.....2-4

3 REFERENCE MEASUREMENT DATA 3-5

3.1 Passive..... 错误！未定义书签。

2-3
3.2 Active 3-5

1 Antenna description

It summarize BT antennas for project YK10.BT antenna's frequency band is 2400-2500MHz.BT antenna's type is IFA

1.1 Part number

Part number of antenna：YK10-BT

Antennapictures

2 Electrical Performance

2.1 Specification

BT

Frequency Range	2400MHz~2500MHz
Return Loss	<-5
Efficiency	>25%

2.2 Measurement Set-up

VSWR and Return Loss

VSWR measurements (S_{11}) were performed using an Agilent ENA series Network Analyzer and the previously described test fixture. Coaxial chokes were used to mitigate surface currents on the outside of the cabling. The testing was performed in free space.

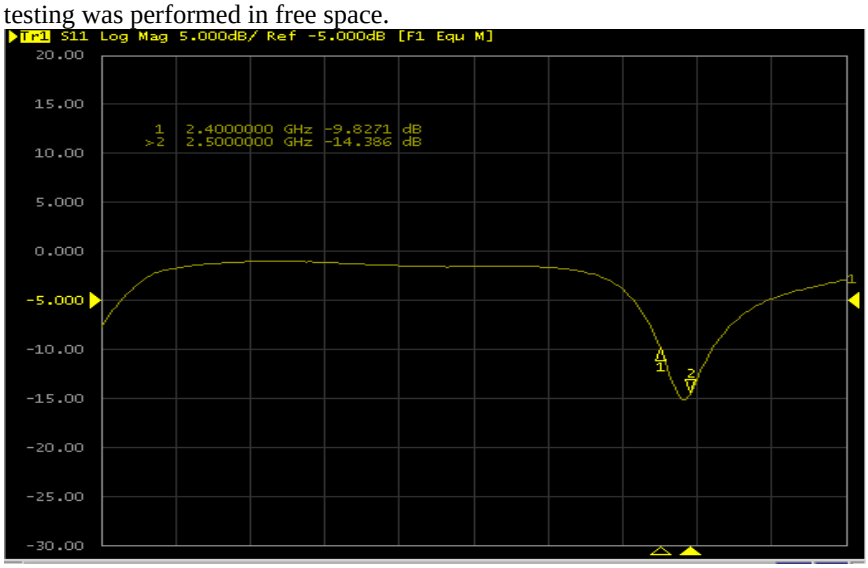

3 Reference measurement data

Active
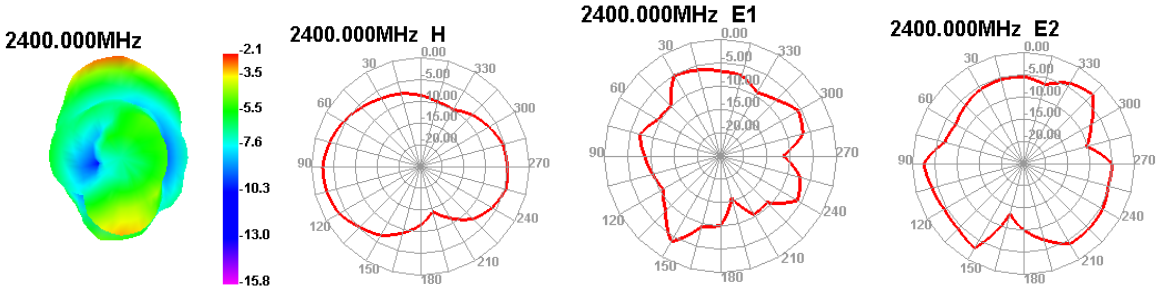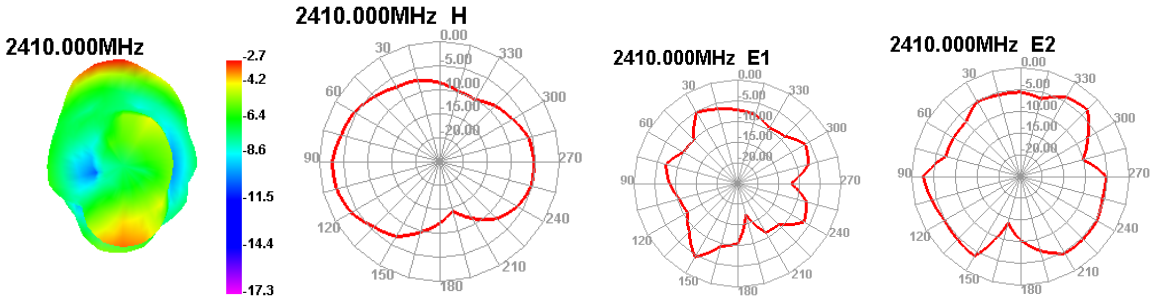
Passive Test For BT3.0			
Freq (MHz)	Effi (%)	Effi (dB)	Gain (dBi)
2400	22.96	-6.39	-2.12
2410	21.2	-6.74	-2.7
2420	22.61	-6.46	-2.48
2430	20.74	-6.83	-2.73
2440	23.18	-6.35	-2.45
2450	20.81	-6.82	-2.67
2460	24.63	-6.08	-1.87
2470	20.37	-6.91	-3.12
2480	24.28	-6.15	-2.01
2490	20.2	-6.95	-2.78
2500	22.22	-6.53	-2.57