Test Mode	UNII-2A_TX A Mode 5260 MHz	Polarization	Vertical

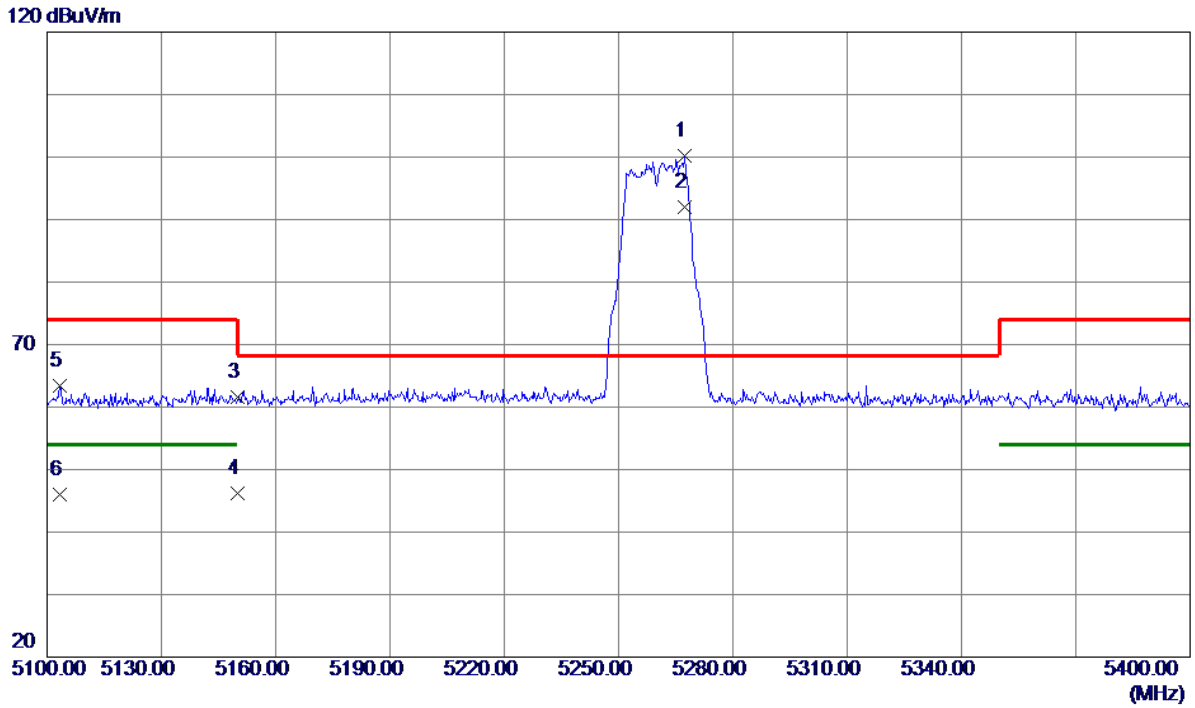

No.	Freq.	Reading Level	Correct Factor	Measure ment	Limit	Margin		
	MHz	dBuV/m	dB	dBuV/m	dBuV/m	dB	Detector	Comment
1 *	5267.4000	61.26	38.87	100.13	68.30	31.83	Peak	
2	5267.4000	53.10	38.87	91.97	999.00	-907.03	AVG	
3	5150.0000	22.73	38.82	61.55	74.00	-12.45	Peak	
4	5150.0000	7.29	38.82	46.11	54.00	-7.89	AVG	
5	5103.4500	24.65	38.80	63.45	74.00	-10.55	Peak	
6	5103.4500	7.15	38.80	45.95	54.00	-8.05	AVG	

REMARKS:
(1) Measurement Value = Reading Level + Correct Factor.
(2) Margin Level = Measurement Value - Limit Value.

Test Mode	UNII-2A_TX A Mode 5260 MHz	Polarization	Vertical

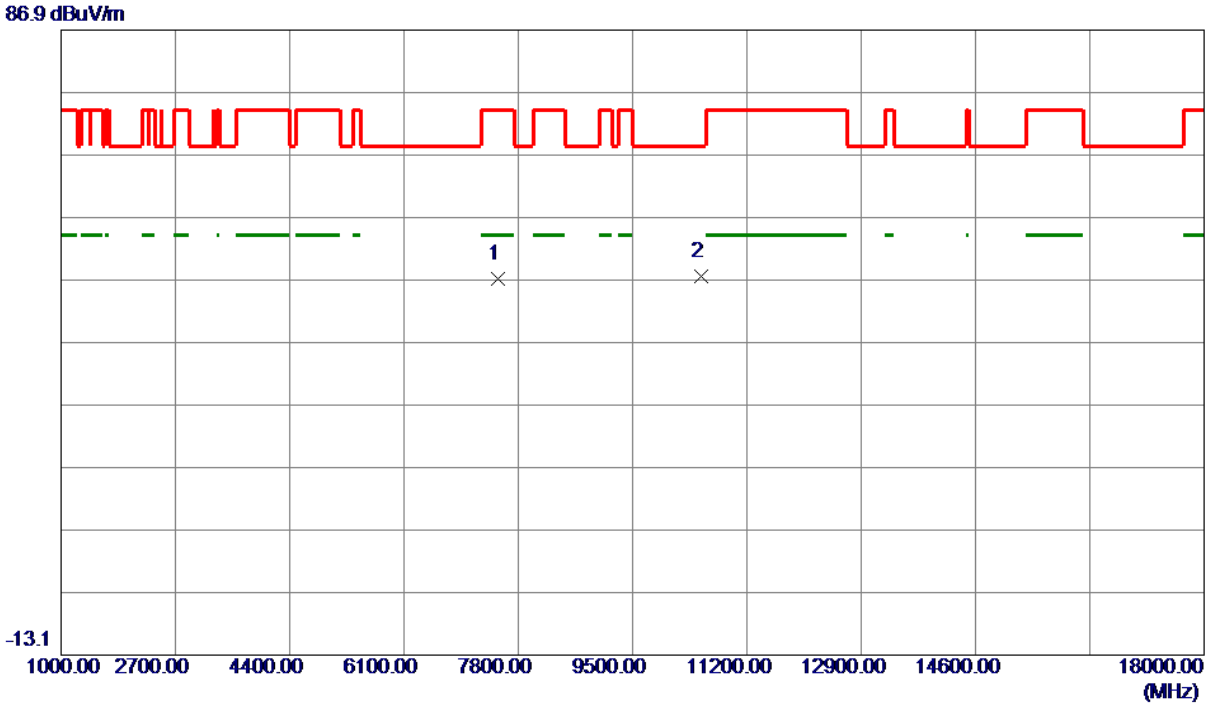

No.	Freq.	Reading Level	Correct Factor	Measure ment	Limit	Margin		
	MHz	dBuV/m	dB	dBuV/m	dBuV/m	dB	Detector	Comment
1	7499.1000	58.43	-11.41	47.02	74.00	-26.98	Peak	
2 *	10520.0000	53.65	-6.12	47.53	68.30	-20.77	Peak	

REMARKS:
(1) Measurement Value = Reading Level + Correct Factor.
(2) Margin Level = Measurement Value - Limit Value.

Test Mode	UNII-2A_TX A Mode 5260 MHz	Polarization	Horizontal

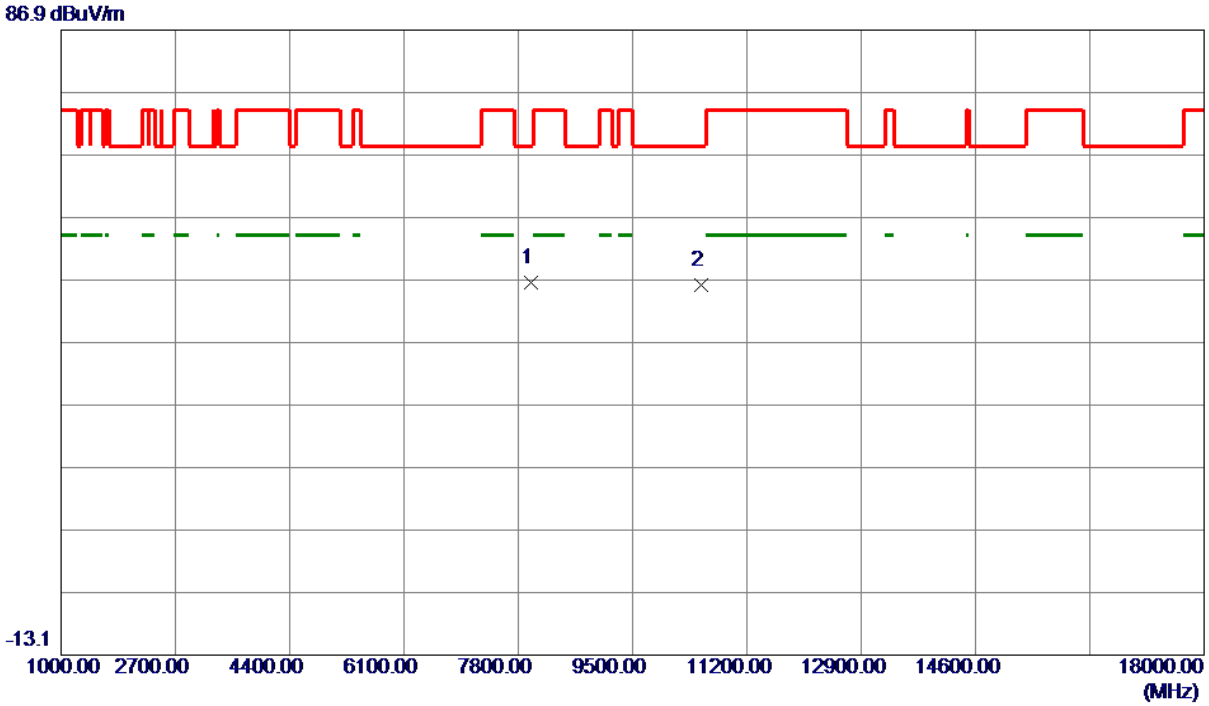

No.	Freq.	Reading Level	Correct Factor	Measure ment	Limit	Margin		
	MHz	dBuV/m	dB	dBuV/m	dBuV/m	dB	Detector	Comment
1 *	7987.8500	57.14	-10.70	46.44	68.30	-21.86	Peak	
2	10520.0000	52.22	-6.12	46.10	68.30	-22.20	Peak	

REMARKS:
(1) Measurement Value = Reading Level + Correct Factor.
(2) Margin Level = Measurement Value - Limit Value.

Test Mode	UNII-2A_TX A Mode 5300 MHz	Polarization	Vertical

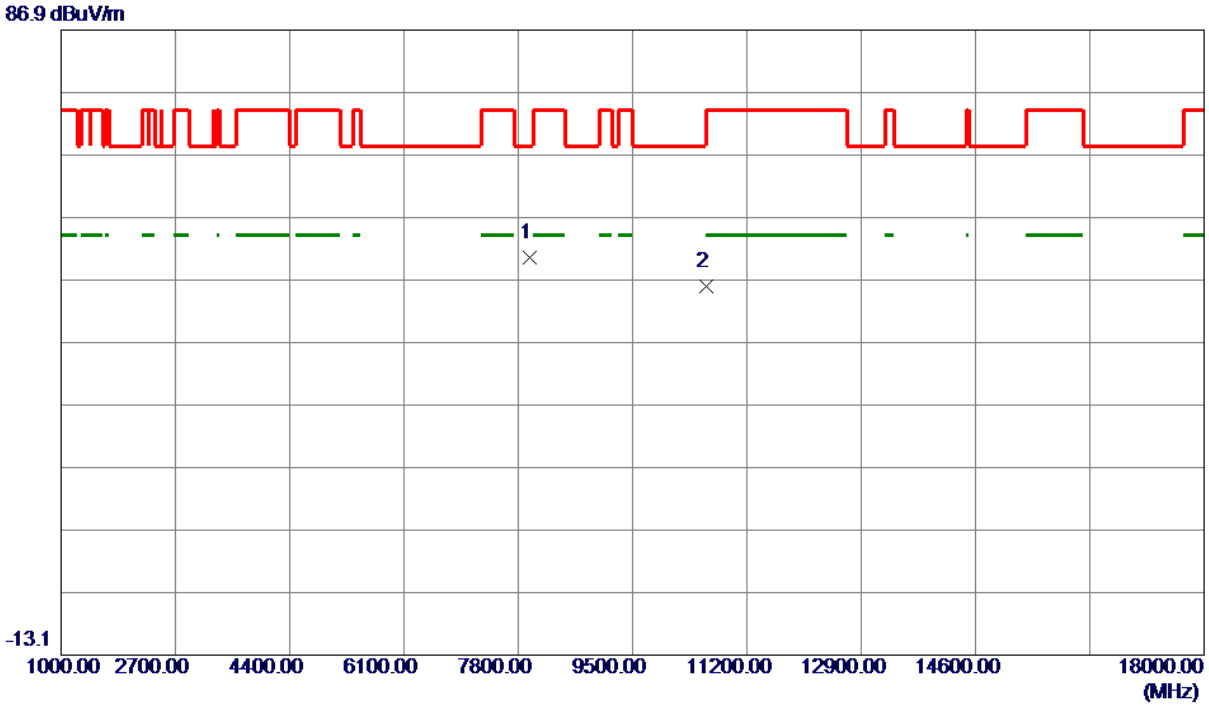

No.	Freq.	Reading Level	Correct Factor	Measure ment	Limit	Margin		
	MHz	dBuV/m	dB	dBuV/m	dBuV/m	dB	Detector	Comment
1 *	7964.9000	61.27	-10.73	50.54	68.30	-17.76	Peak	
2	10600.0000	51.99	-6.08	45.91	68.30	-22.39	Peak	

REMARKS:
(1) Measurement Value = Reading Level + Correct Factor.
(2) Margin Level = Measurement Value - Limit Value.

Test Mode	UNII-2A_TX A Mode 5300 MHz	Polarization	Horizontal

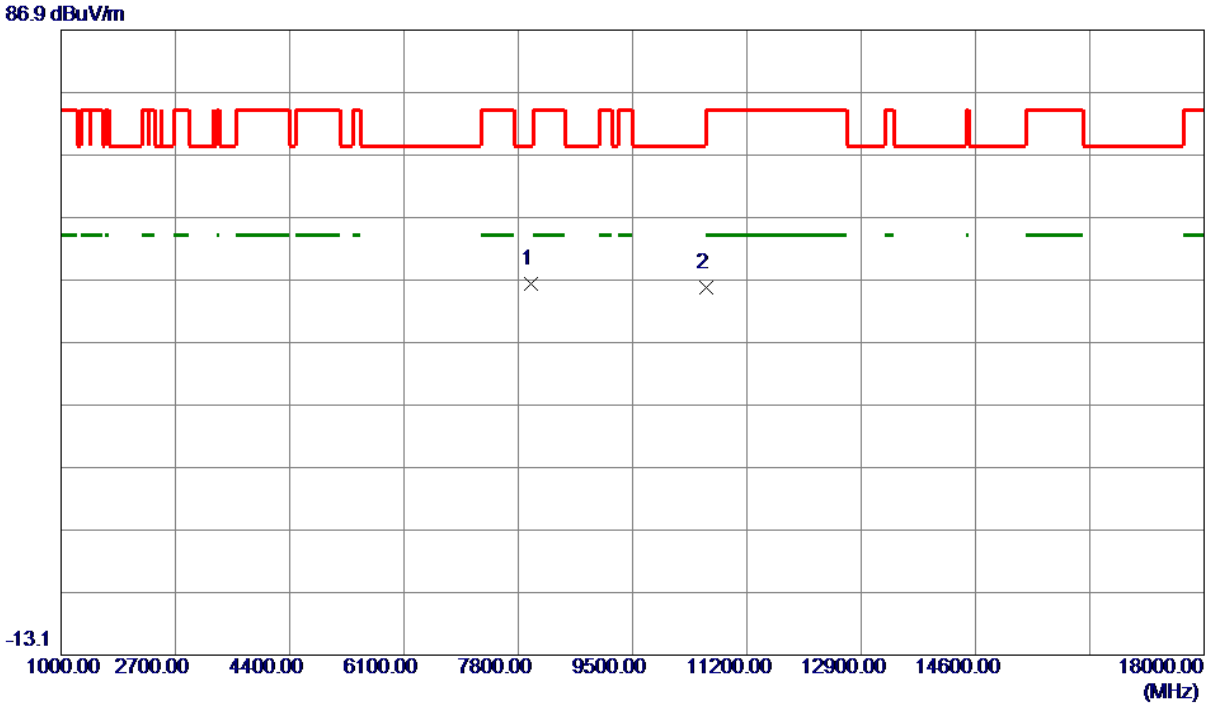

No.	Freq.	Reading Level	Correct Factor	Measure ment	Limit	Margin		
	MHz	dBuV/m	dB	dBuV/m	dBuV/m	dB	Detector	Comment
1 *	7993.8000	57.01	-10.69	46.32	68.30	-21.98	Peak	
2	10600.0000	51.87	-6.08	45.79	68.30	-22.51	Peak	

REMARKS:
(1) Measurement Value = Reading Level + Correct Factor.
(2) Margin Level = Measurement Value - Limit Value.

Test Mode	UNII-2A_TX A Mode 5320 MHz	Polarization	Vertical

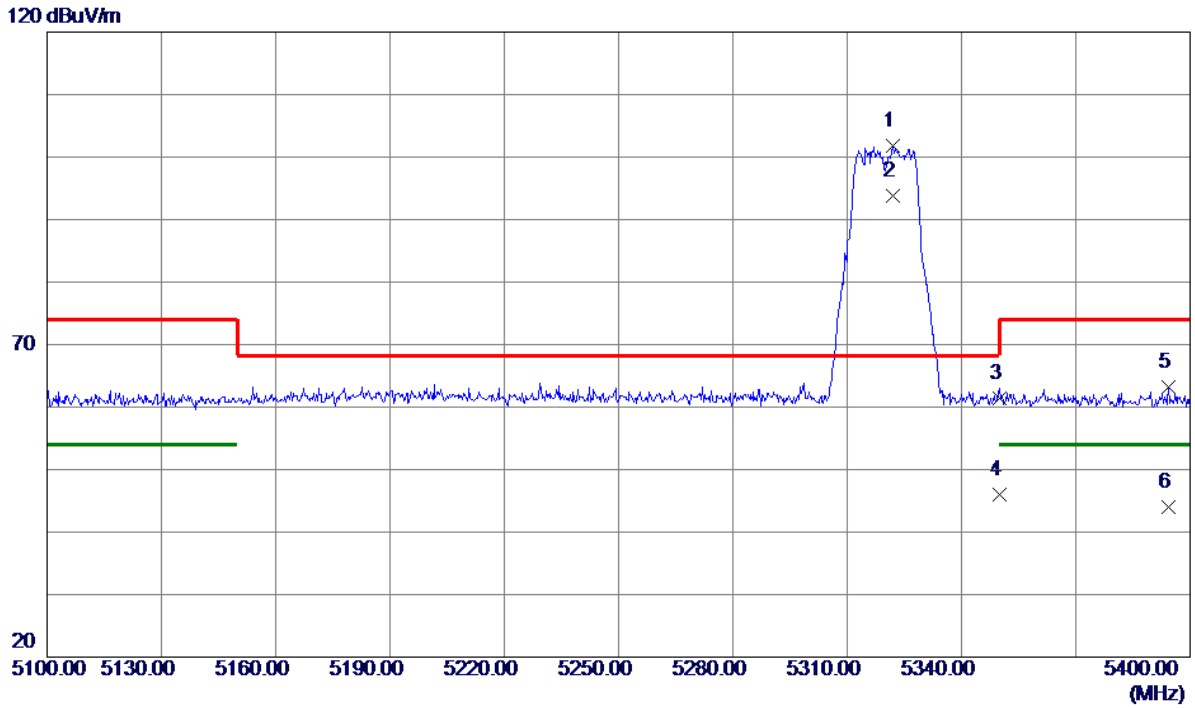

No.	Freq.	Reading Level	Correct Factor	Measure ment	Limit	Margin		
	MHz	dBuV/m	dB	dBuV/m	dBuV/m	dB	Detector	Comment
1 *	5321.8500	62.85	38.90	101.75	68.30	33.45	Peak	
2	5321.8500	54.93	38.90	93.83	999.00	-905.17	AVG	
3	5350.0000	22.42	38.91	61.33	74.00	-12.67	Peak	
4	5350.0000	7.17	38.91	46.08	54.00	-7.92	AVG	
5	5394.4500	24.24	38.93	63.17	74.00	-10.83	Peak	
6	5394.4500	5.14	38.93	44.07	54.00	-9.93	AVG	

REMARKS:
(1) Measurement Value = Reading Level + Correct Factor.
(2) Margin Level = Measurement Value - Limit Value.

Test Mode	UNII-2A_TX A Mode 5320 MHz	Polarization	Vertical

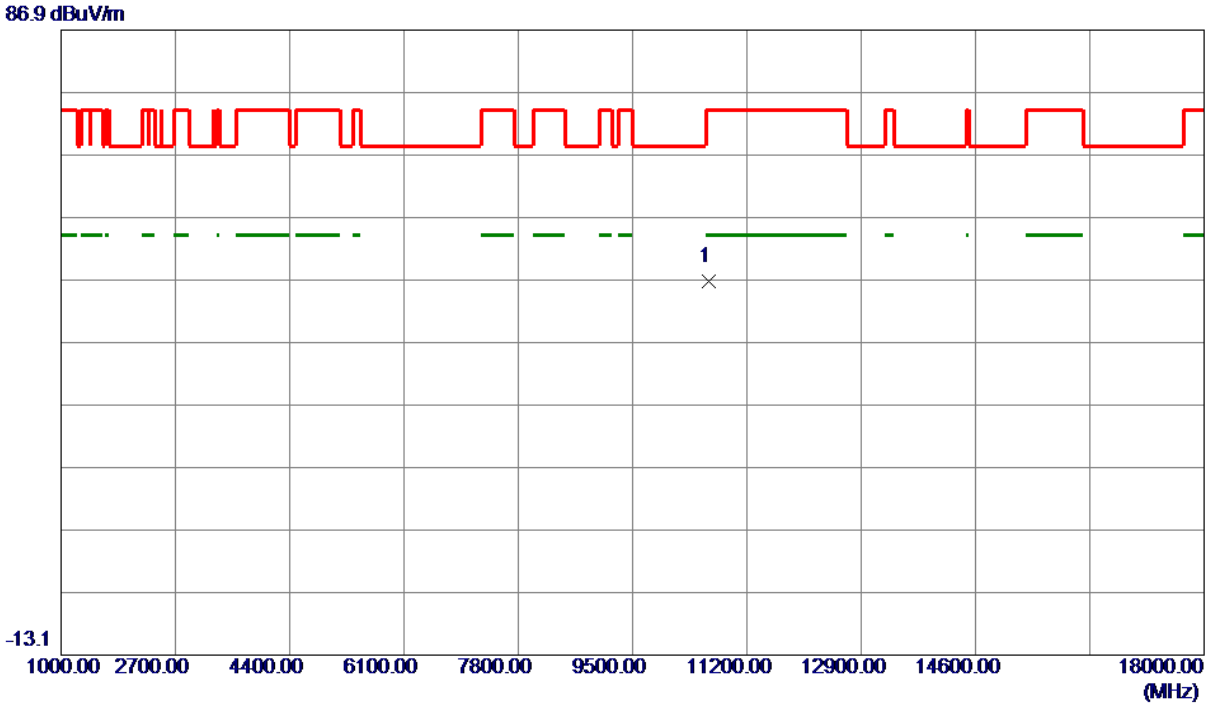

No.	Freq.	Reading Level	Correct Factor	Measure ment	Limit	Margin		
	MHz	dBuV/m	dB	dBuV/m	dBuV/m	dB	Detector	Comment
1 *	10640.0000	52.85	-6.06	46.79	74.00	-27.21	Peak	

REMARKS:
(1) Measurement Value = Reading Level + Correct Factor.
(2) Margin Level = Measurement Value - Limit Value.

Test Mode	UNII-2A_TX A Mode 5320 MHz	Polarization	Horizontal

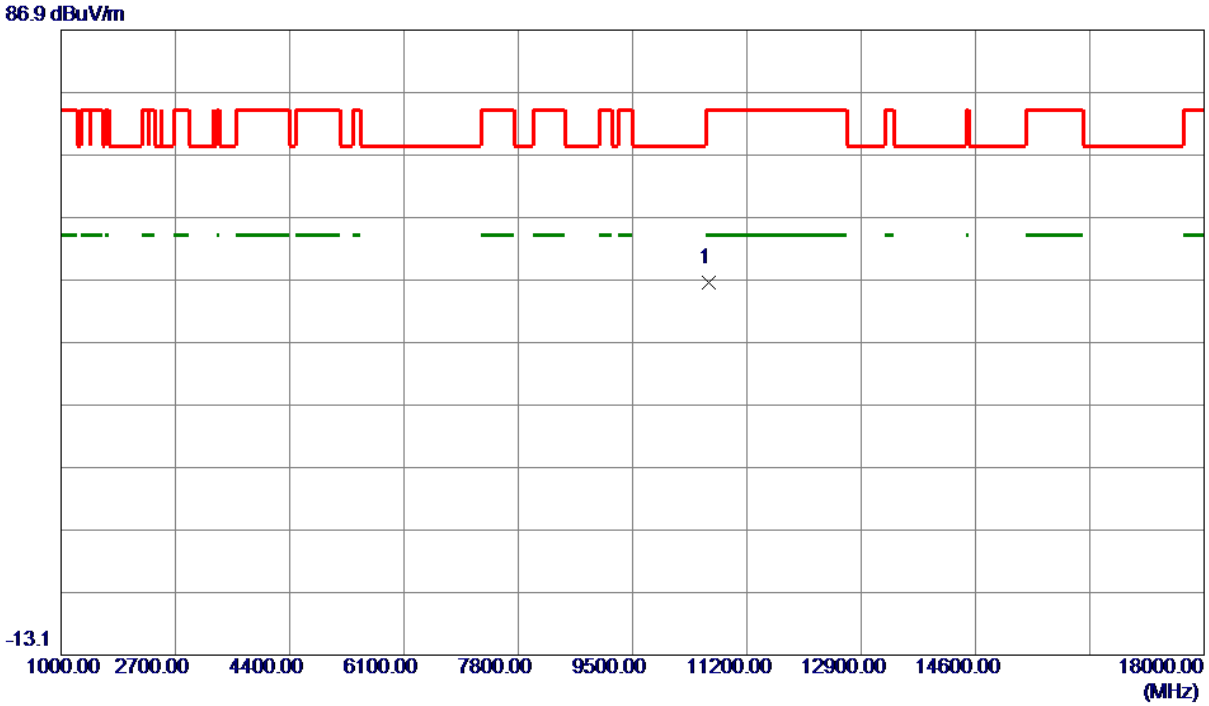

No.	Freq.	Reading Level	Correct Factor	Measure ment	Limit	Margin		
	MHz	dBuV/m	dB	dBuV/m	dBuV/m	dB	Detector	Comment
1 *	10640.0000	52.51	-6.06	46.45	74.00	-27.55	Peak	

REMARKS:
(1) Measurement Value = Reading Level + Correct Factor.
(2) Margin Level = Measurement Value - Limit Value.

Test Mode	UNII-2A_TX N(HT20) Mode 5260 MHz	Polarization	Vertical

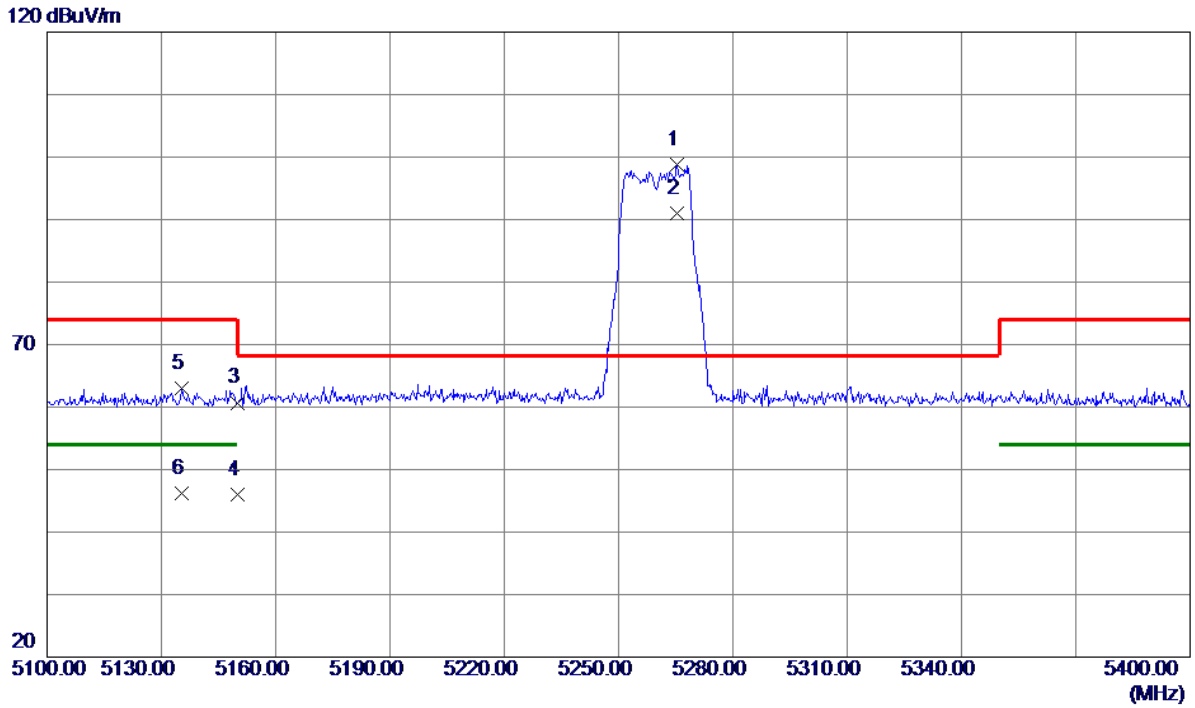

No.	Freq.	Reading Level	Correct Factor	Measure ment	Limit	Margin		
	MHz	dBuV/m	dB	dBuV/m	dBuV/m	dB	Detector	Comment
1 *	5265.4500	59.94	38.87	98.81	68.30	30.51	Peak	
2	5265.4500	52.20	38.87	91.07	999.00	-907.93	AVG	
3	5150.0000	21.88	38.82	60.70	74.00	-13.30	Peak	
4	5150.0000	7.22	38.82	46.04	54.00	-7.96	AVG	
5	5135.4000	24.21	38.82	63.03	74.00	-10.97	Peak	
6	5135.4000	7.28	38.82	46.10	54.00	-7.90	AVG	

REMARKS:
(1) Measurement Value = Reading Level + Correct Factor.
(2) Margin Level = Measurement Value - Limit Value.

Test Mode	UNII-2A_TX N(HT20) Mode 5260 MHz	Polarization	Vertical

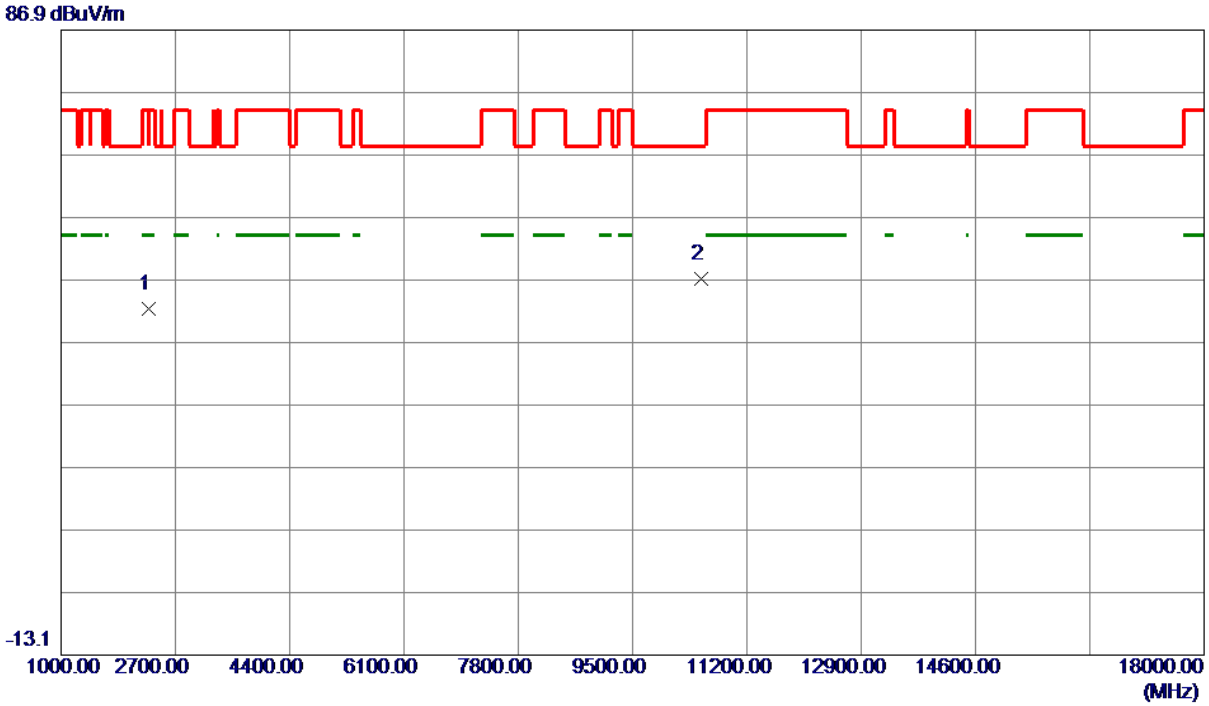

No.	Freq.	Reading Level	Correct Factor	Measure ment	Limit	Margin		
	MHz	dBuV/m	dB	dBuV/m	dBuV/m	dB	Detector	Comment
1	2302.2000	64.50	-22.26	42.24	68.30	-26.06	Peak	
2 *	10520.0000	53.26	-6.12	47.14	68.30	-21.16	Peak	

REMARKS:
(1) Measurement Value = Reading Level + Correct Factor.
(2) Margin Level = Measurement Value - Limit Value.

Test Mode	UNII-2A_TX N(HT20) Mode 5260 MHz	Polarization	Horizontal

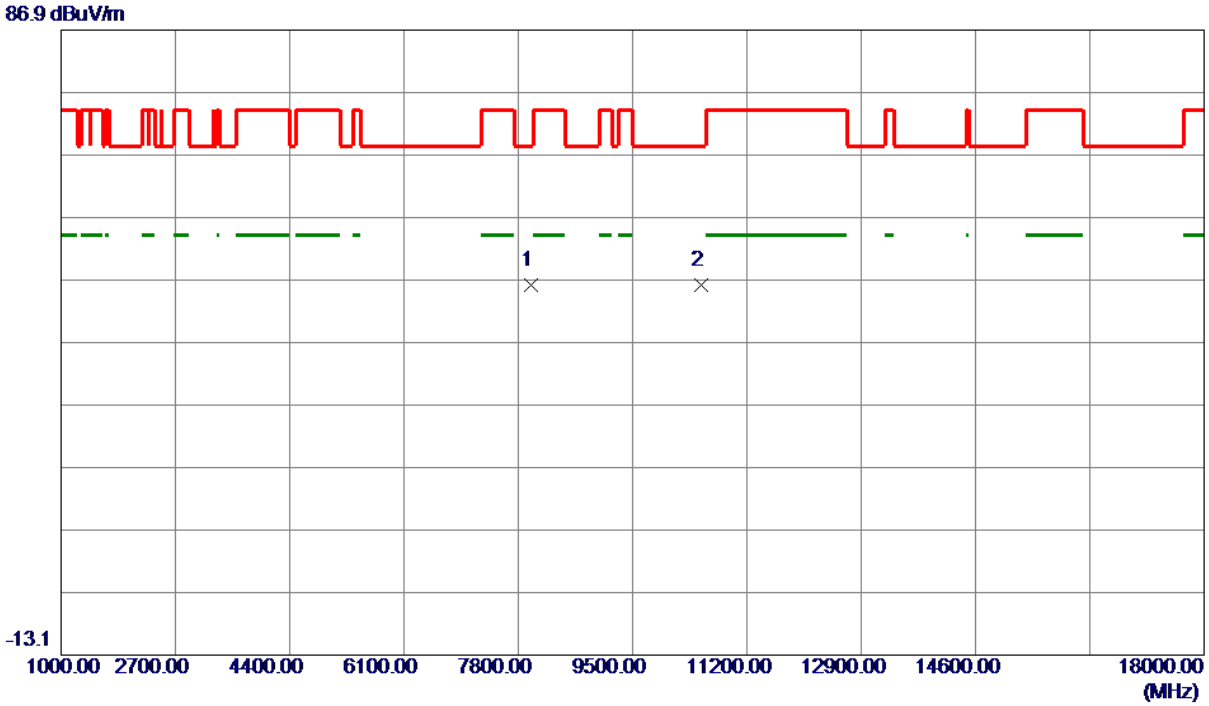

No.	Freq.	Reading Level	Correct Factor	Measure ment	Limit	Margin		
	MHz	dBuV/m	dB	dBuV/m	dBuV/m	dB	Detector	Comment
1 *	7986.1500	56.78	-10.70	46.08	68.30	-22.22	Peak	
2	10520.0000	52.16	-6.12	46.04	68.30	-22.26	Peak	

REMARKS:
(1) Measurement Value = Reading Level + Correct Factor.
(2) Margin Level = Measurement Value - Limit Value.

Test Mode	UNII-2A_TX N(HT20) Mode 5300 MHz	Polarization	Vertical

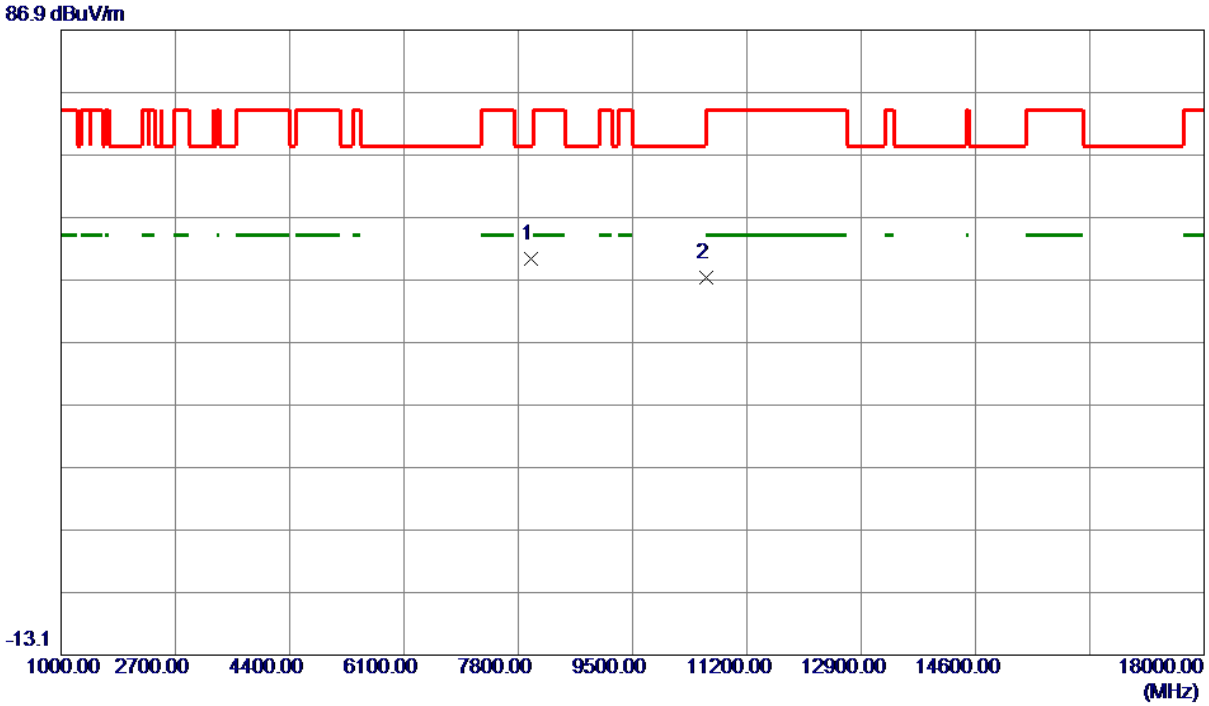

No.	Freq.	Reading Level	Correct Factor	Measure ment	Limit	Margin		
	MHz	dBuV/m	dB	dBuV/m	dBuV/m	dB	Detector	Comment
1 *	7991.2500	60.95	-10.69	50.26	68.30	-18.04	Peak	
2	10600.0000	53.43	-6.08	47.35	68.30	-20.95	Peak	

REMARKS:
(1) Measurement Value = Reading Level + Correct Factor.
(2) Margin Level = Measurement Value - Limit Value.

Test Mode	UNII-2A_TX N(HT20) Mode 5300 MHz	Polarization	Horizontal

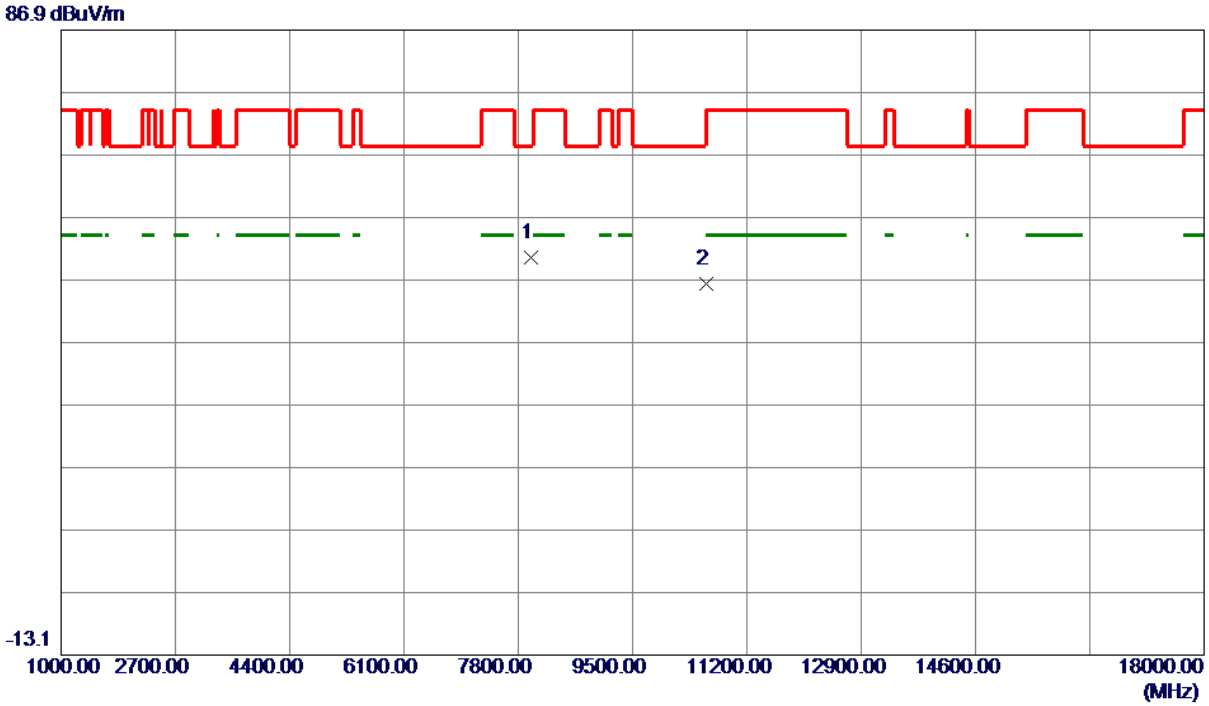

No.	Freq.	Reading Level	Correct Factor	Measure ment	Limit	Margin		
	MHz	dBuV/m	dB	dBuV/m	dBuV/m	dB	Detector	Comment
1 *	7992.9500	61.26	-10.69	50.57	68.30	-17.73	Peak	
2	10600.0000	52.31	-6.08	46.23	68.30	-22.07	Peak	

REMARKS:
(1) Measurement Value = Reading Level + Correct Factor.
(2) Margin Level = Measurement Value - Limit Value.

Test Mode	UNII-2A_TX N(HT20) Mode 5320 MHz	Polarization	Vertical

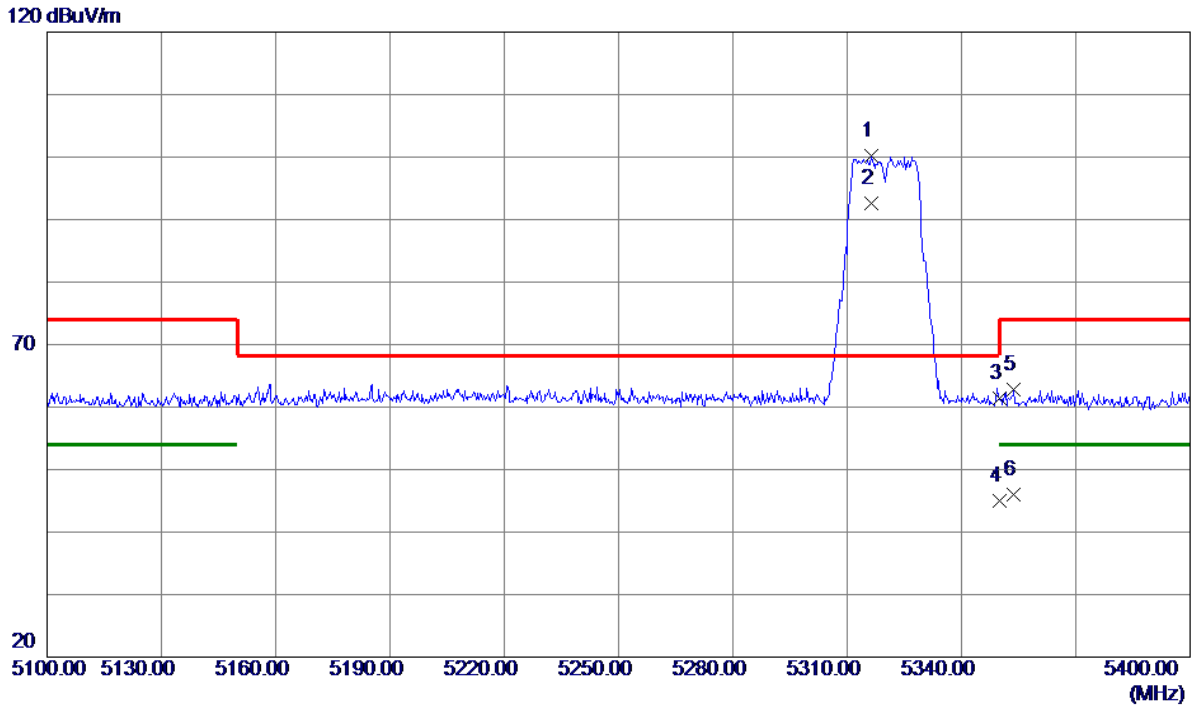

No.	Freq.	Reading Level	Correct Factor	Measure ment	Limit	Margin		
	MHz	dBuV/m	dB	dBuV/m	dBuV/m	dB	Detector	Comment
1 *	5316.4500	61.26	38.89	100.15	68.30	31.85	Peak	
2	5316.4500	53.75	38.89	92.64	999.00	-906.36	AVG	
3	5350.0000	22.40	38.91	61.31	74.00	-12.69	Peak	
4	5350.0000	6.10	38.91	45.01	54.00	-8.99	AVG	
5	5353.8000	23.96	38.91	62.87	74.00	-11.13	Peak	
6	5353.8000	7.10	38.91	46.01	54.00	-7.99	AVG	

REMARKS:
(1) Measurement Value = Reading Level + Correct Factor.
(2) Margin Level = Measurement Value - Limit Value.

Test Mode	UNII-2A_TX N(HT20) Mode 5320 MHz	Polarization	Vertical

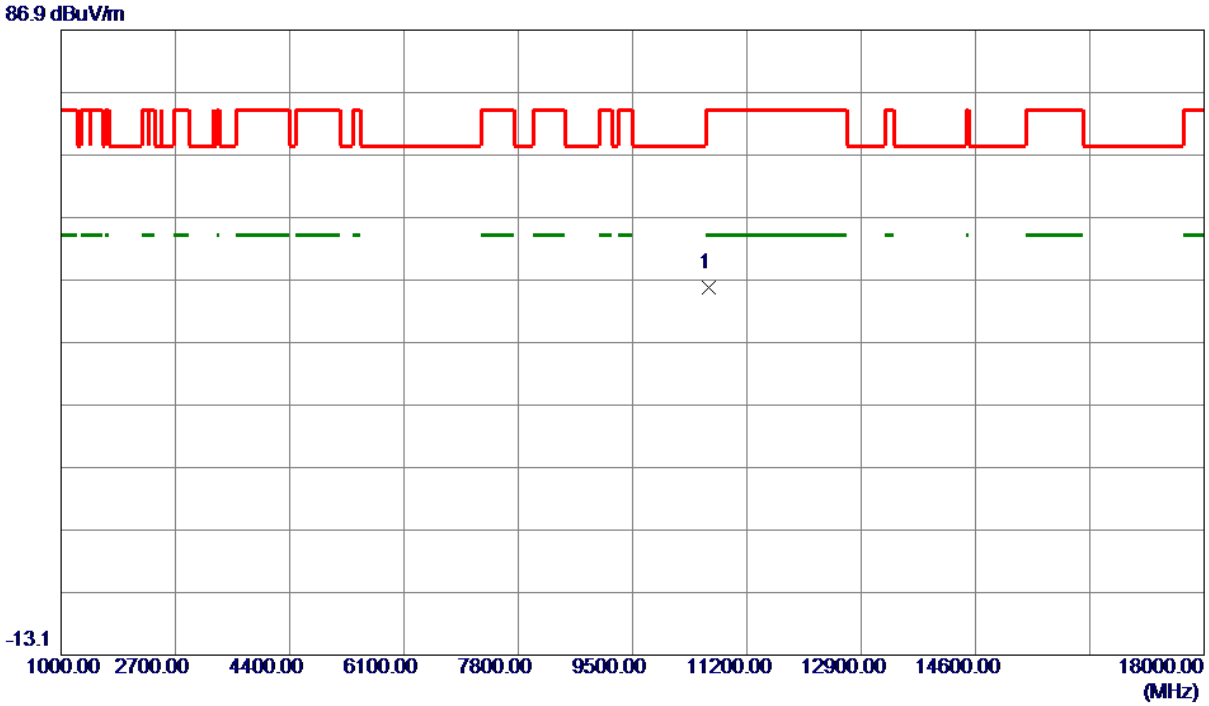

No.	Freq.	Reading Level	Correct Factor	Measure ment	Limit	Margin		
	MHz	dBuV/m	dB	dBuV/m	dBuV/m	dB	Detector	Comment
1 *	10640.0000	51.80	-6.06	45.74	74.00	-28.26	Peak	

REMARKS:
(1) Measurement Value = Reading Level + Correct Factor.
(2) Margin Level = Measurement Value - Limit Value.

Test Mode	UNII-2A_TX N(HT20) Mode 5320 MHz	Polarization	Horizontal

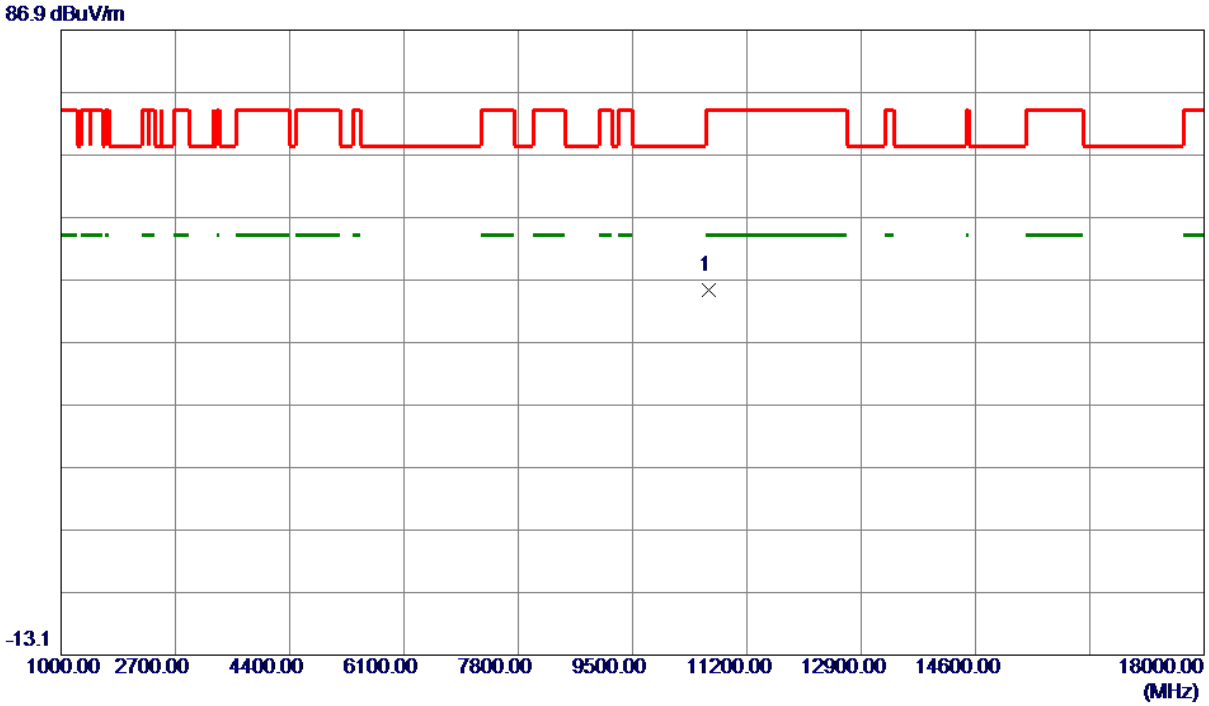

No.	Freq.	Reading Level	Correct Factor	Measure ment	Limit	Margin		
	MHz	dBuV/m	dB	dBuV/m	dBuV/m	dB	Detector	Comment
1 *	10640.0000	51.41	-6.06	45.35	74.00	-28.65	Peak	

REMARKS:
(1) Measurement Value = Reading Level + Correct Factor.
(2) Margin Level = Measurement Value - Limit Value.

Test Mode	UNII-2A_TX N(HT40) Mode 5270 MHz	Polarization	Vertical

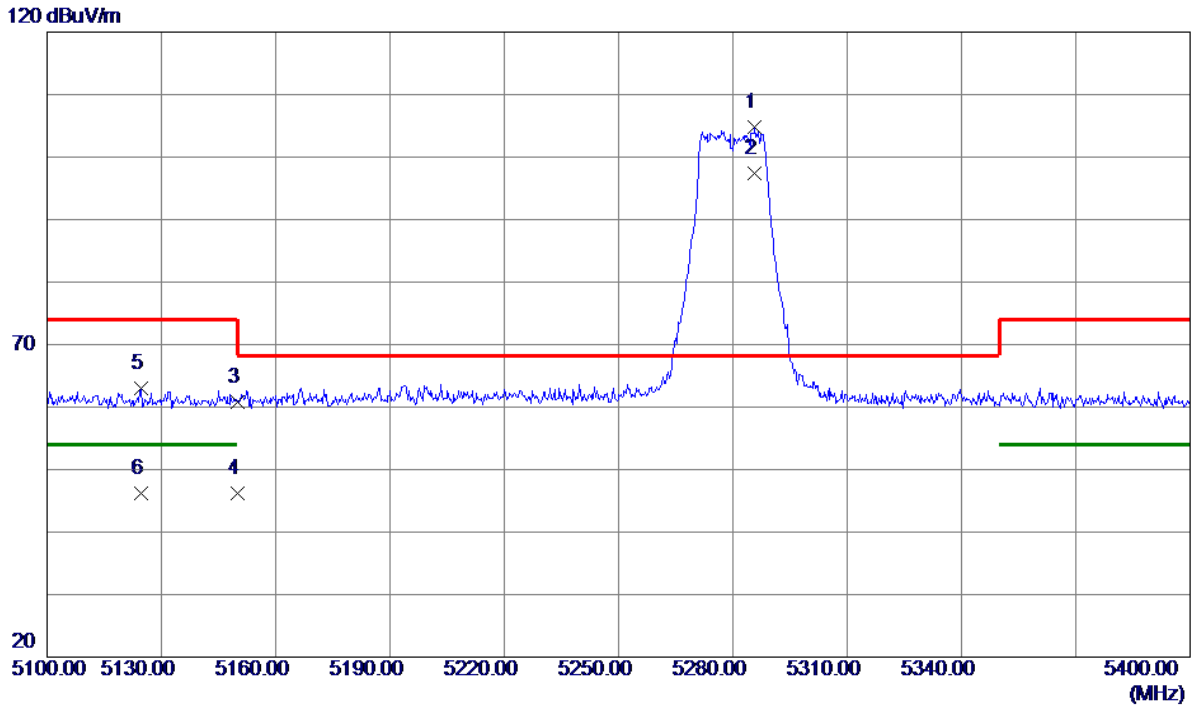

No.	Freq.	Reading Level	Correct Factor	Measure ment	Limit	Margin		
	MHz	dBuV/m	dB	dBuV/m	dBuV/m	dB	Detector	Comment
1 *	5285.7000	65.95	38.88	104.83	68.30	36.53	Peak	
2	5285.7000	58.45	38.88	97.33	999.00	-901.67	AVG	
3	5150.0000	22.07	38.82	60.89	74.00	-13.11	Peak	
4	5150.0000	7.46	38.82	46.28	54.00	-7.72	AVG	
5	5124.6000	24.14	38.81	62.95	74.00	-11.05	Peak	
6	5124.6000	7.49	38.81	46.30	54.00	-7.70	AVG	

REMARKS:
(1) Measurement Value = Reading Level + Correct Factor.
(2) Margin Level = Measurement Value - Limit Value.

Test Mode	UNII-2A_TX N(HT40) Mode 5270 MHz	Polarization	Vertical

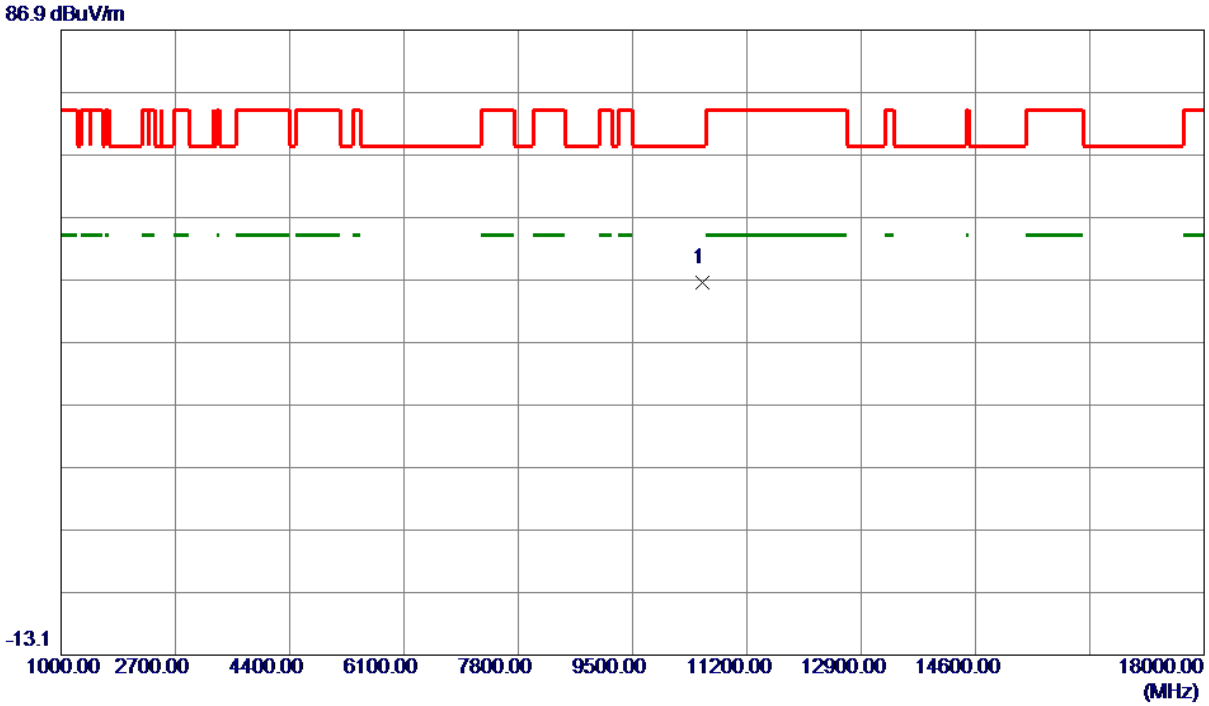

No.	Freq.	Reading Level	Correct Factor	Measure ment	Limit	Margin		
	MHz	dBuV/m	dB	dBuV/m	dBuV/m	dB	Detector	Comment
1 *	10540.0000	52.60	-6.11	46.49	68.30	-21.81	Peak	

REMARKS:
(1) Measurement Value = Reading Level + Correct Factor.
(2) Margin Level = Measurement Value - Limit Value.

Test Mode	UNII-2A_TX N(HT40) Mode 5270 MHz	Polarization	Horizontal

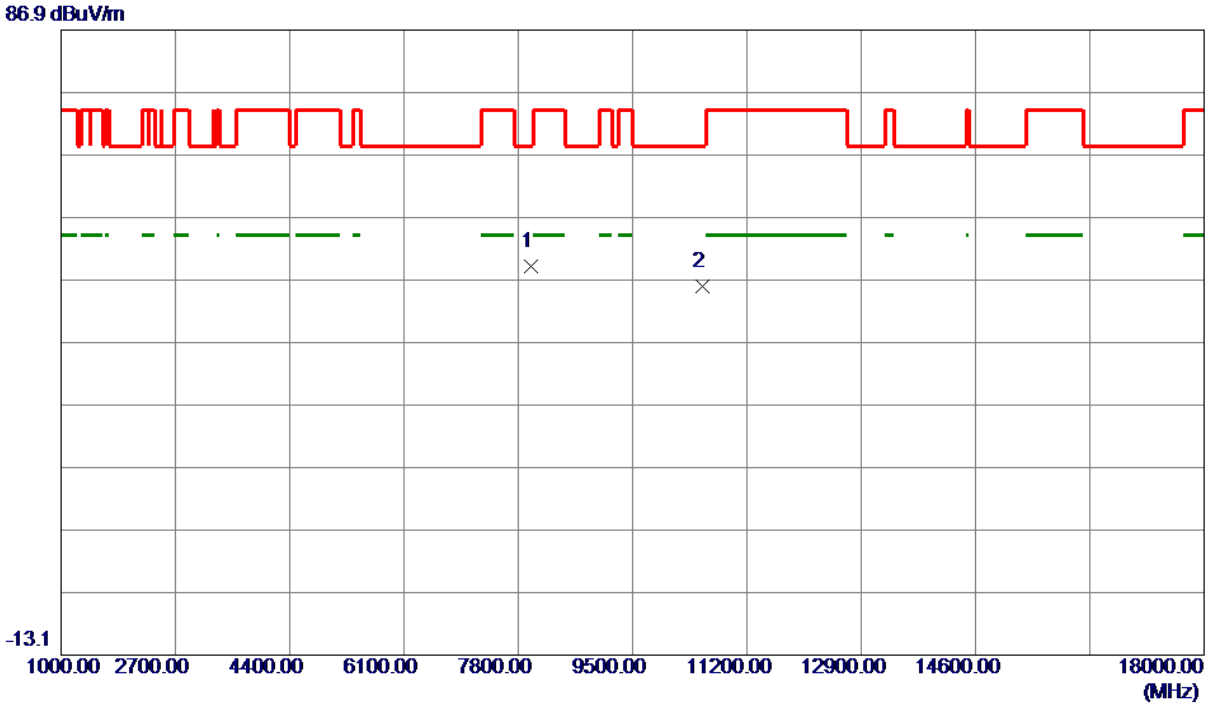

No.	Freq.	Reading Level	Correct Factor	Measure ment	Limit	Margin		
	MHz	dBuV/m	dB	dBuV/m	dBuV/m	dB	Detector	Comment
1 *	7980.2000	59.85	-10.71	49.14	68.30	-19.16	Peak	
2	10540.0000	51.97	-6.11	45.86	68.30	-22.44	Peak	

REMARKS:
(1) Measurement Value = Reading Level + Correct Factor.
(2) Margin Level = Measurement Value - Limit Value.

Test Mode	UNII-2A_TX N(HT40) Mode 5310 MHz	Polarization	Vertical

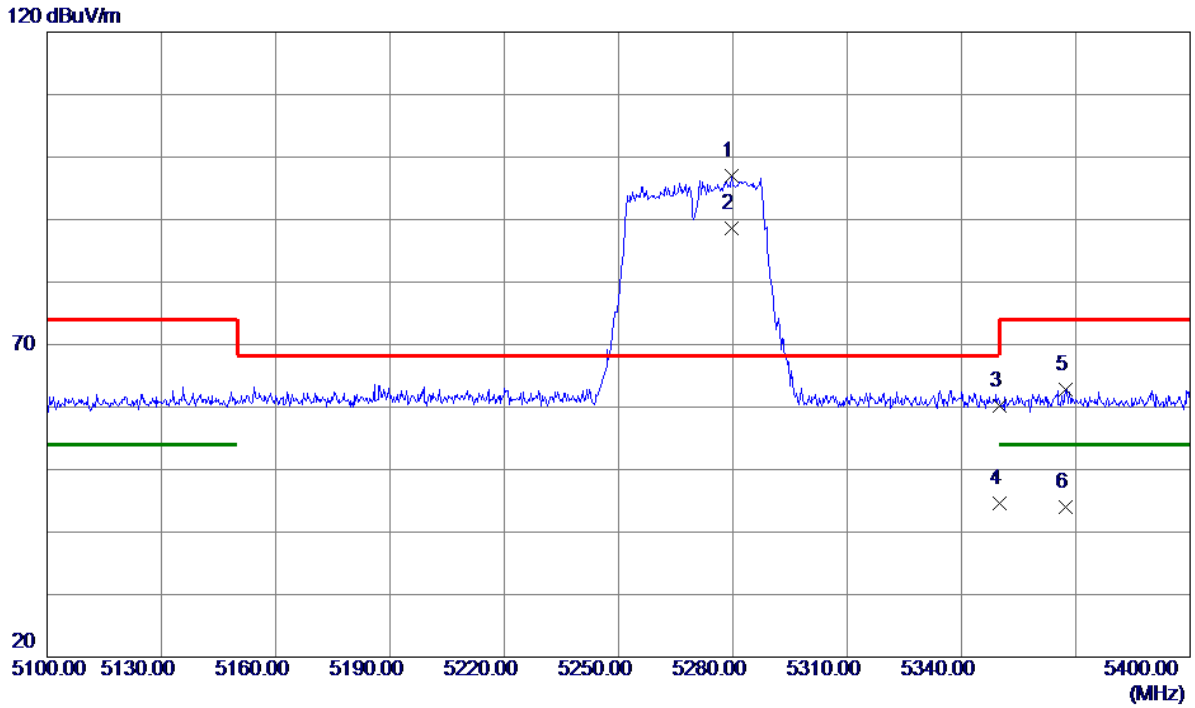

No.	Freq.	Reading Level	Correct Factor	Measure ment	Limit	Margin		
	MHz	dBuV/m	dB	dBuV/m	dBuV/m	dB	Detector	Comment
1 *	5279.7000	58.12	38.88	97.00	68.30	28.70	Peak	
2	5279.7000	49.70	38.88	88.58	999.00	-910.42	AVG	
3	5350.0000	21.20	38.91	60.11	74.00	-13.89	Peak	
4	5350.0000	5.78	38.91	44.69	54.00	-9.31	AVG	
5	5367.4500	23.88	38.91	62.79	74.00	-11.21	Peak	
6	5367.4500	5.19	38.91	44.10	54.00	-9.91	AVG	

REMARKS:
(1) Measurement Value = Reading Level + Correct Factor.
(2) Margin Level = Measurement Value - Limit Value.

Test Mode	UNII-2A_TX N(HT40) Mode 5310 MHz	Polarization	Vertical

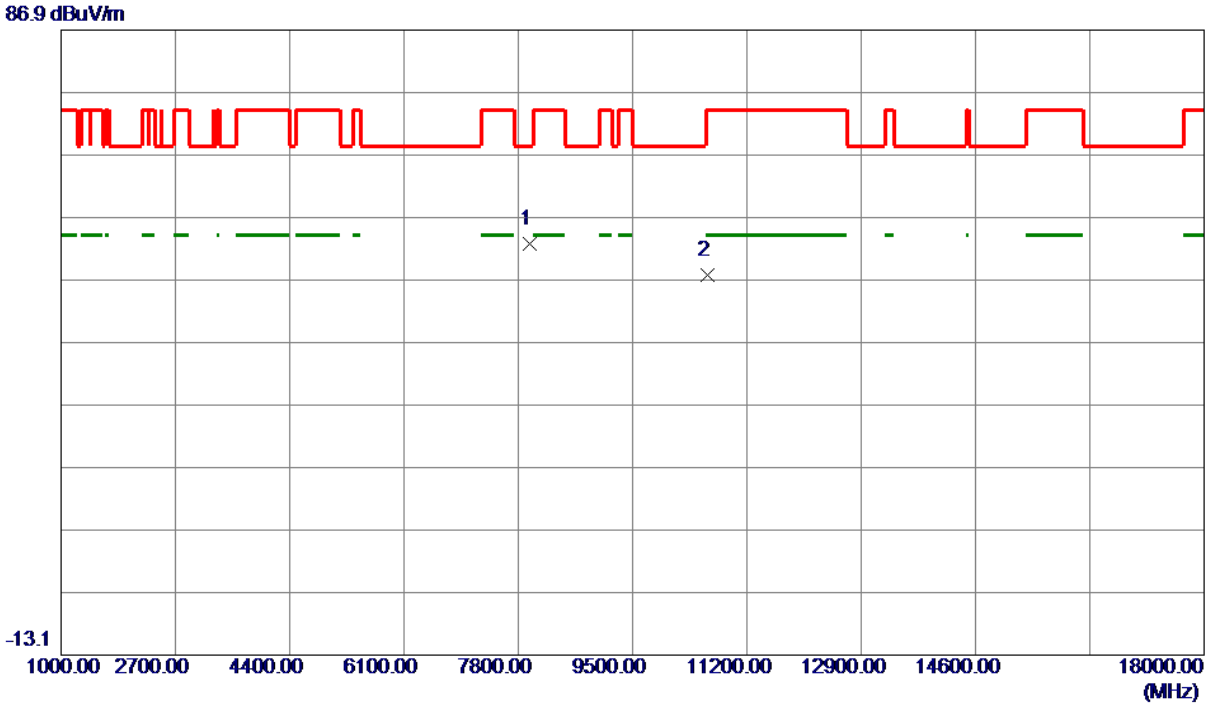

No.	Freq.	Reading Level	Correct Factor	Measure ment	Limit	Margin		
	MHz	dBuV/m	dB	dBuV/m	dBuV/m	dB	Detector	Comment
1 *	7976.8000	63.44	-10.71	52.73	68.30	-15.57	Peak	
2	10620.0000	53.79	-6.07	47.72	74.00	-26.28	Peak	

REMARKS:
(1) Measurement Value = Reading Level + Correct Factor.
(2) Margin Level = Measurement Value - Limit Value.

Test Mode	UNII-2A_TX N(HT40) Mode 5310 MHz	Polarization	Horizontal

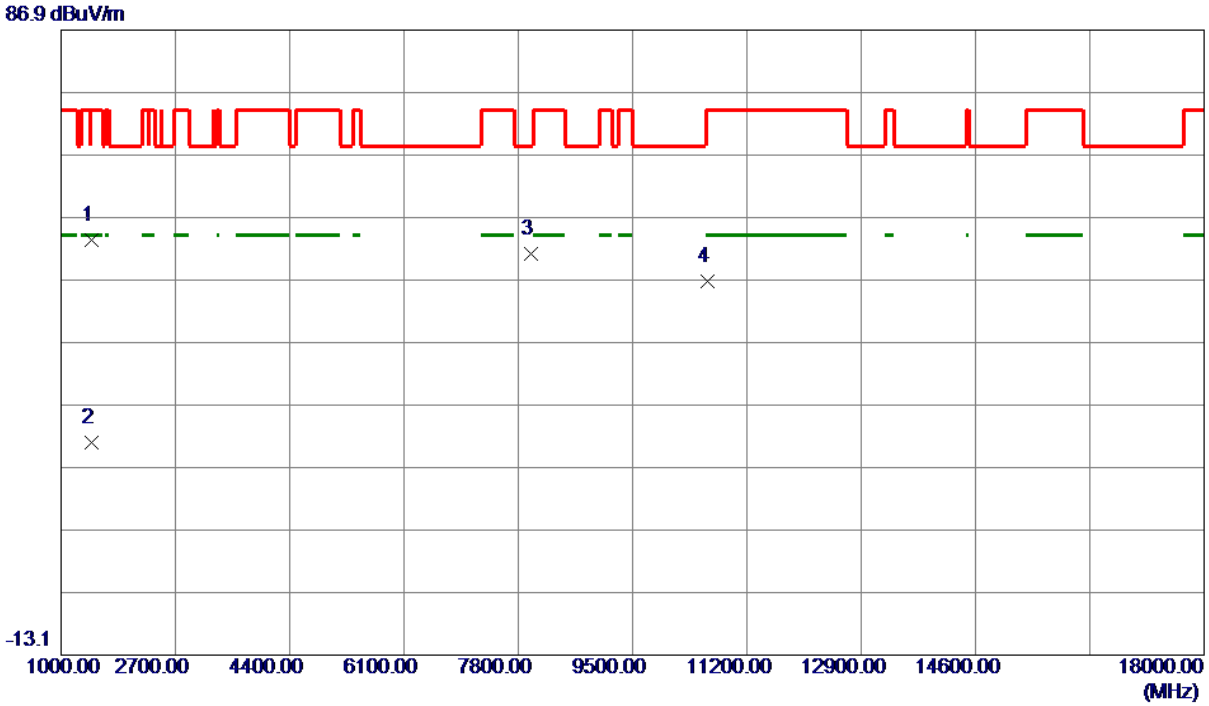

No.	Freq.	Reading Level	Correct Factor	Measure ment	Limit	Margin		
	MHz	dBuV/m	dB	dBuV/m	dBuV/m	dB	Detector	Comment
1	1462.4000	77.94	-24.62	53.32	74.00	-20.68	Peak	
2	1462.4000	45.43	-24.62	20.81	54.00	-33.19	AVG	
3 *	7980.2000	61.82	-10.71	51.11	68.30	-17.19	Peak	
4	10620.0000	52.72	-6.07	46.65	74.00	-27.35	Peak	

REMARKS:
(1) Measurement Value = Reading Level + Correct Factor.
(2) Margin Level = Measurement Value - Limit Value.

Test Mode	UNII-2A_TX AC(VHT20) Mode 5260 MHz	Polarization	Vertical

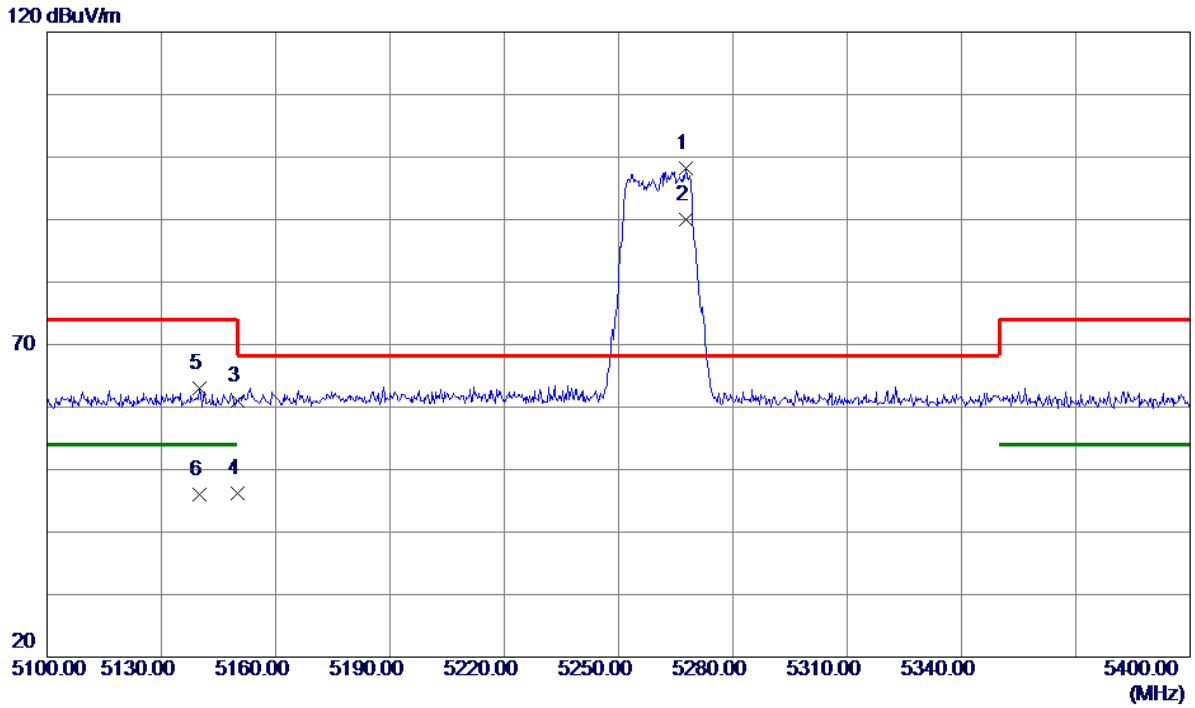

No.	Freq.	Reading Level	Correct Factor	Measure ment	Limit	Margin		
	MHz	dBuV/m	dB	dBuV/m	dBuV/m	dB	Detector	Comment
1 *	5267.7000	59.34	38.87	98.21	68.30	29.91	Peak	
2	5267.7000	51.04	38.87	89.91	999.00	-909.09	AVG	
3	5150.0000	22.16	38.82	60.98	74.00	-13.02	Peak	
4	5150.0000	7.35	38.82	46.17	54.00	-7.83	AVG	
5	5140.0500	24.11	38.82	62.93	74.00	-11.07	Peak	
6	5140.0500	7.16	38.82	45.98	54.00	-8.02	AVG	

REMARKS:
(1) Measurement Value = Reading Level + Correct Factor.
(2) Margin Level = Measurement Value - Limit Value.

Test Mode	UNII-2A_TX AC(VHT20) Mode 5260 MHz	Polarization	Vertical

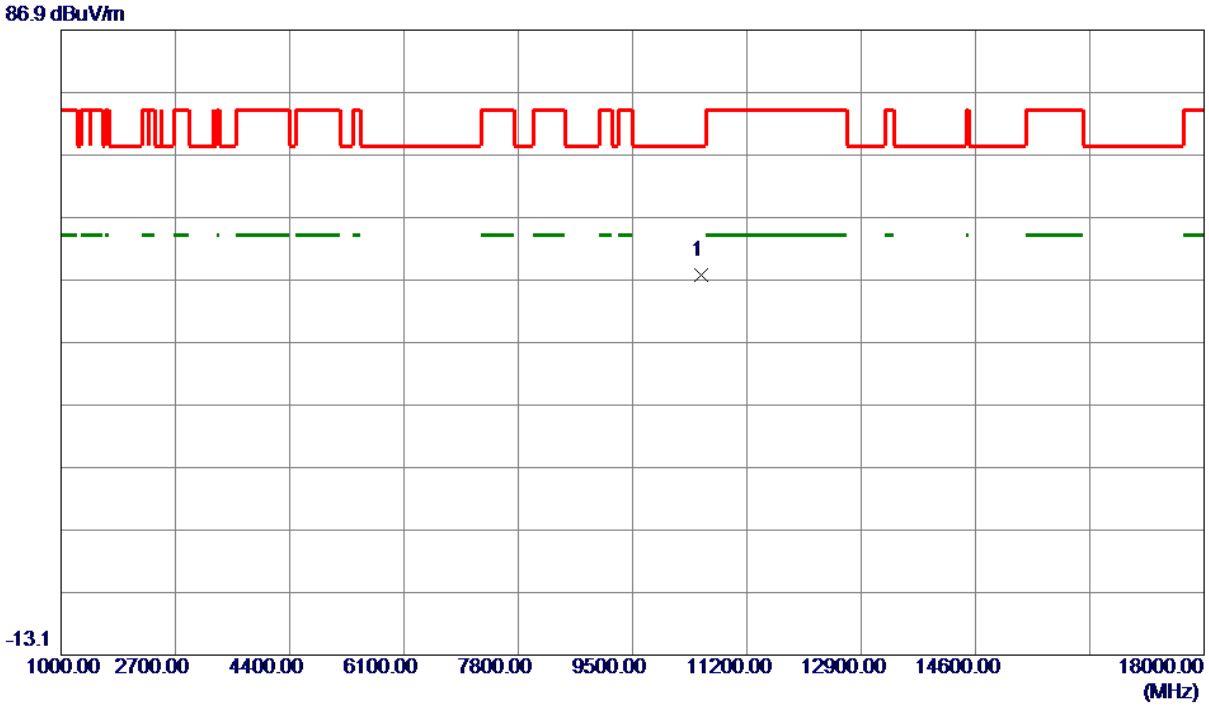

No.	Freq.	Reading Level	Correct Factor	Measure ment	Limit	Margin		
	MHz	dBuV/m	dB	dBuV/m	dBuV/m	dB	Detector	Comment
1 *	10520.0000	53.91	-6.12	47.79	68.30	-20.51	Peak	

REMARKS:
(1) Measurement Value = Reading Level + Correct Factor.
(2) Margin Level = Measurement Value - Limit Value.

Test Mode	UNII-2A_TX AC(VHT20) Mode 5260 MHz	Polarization	Horizontal

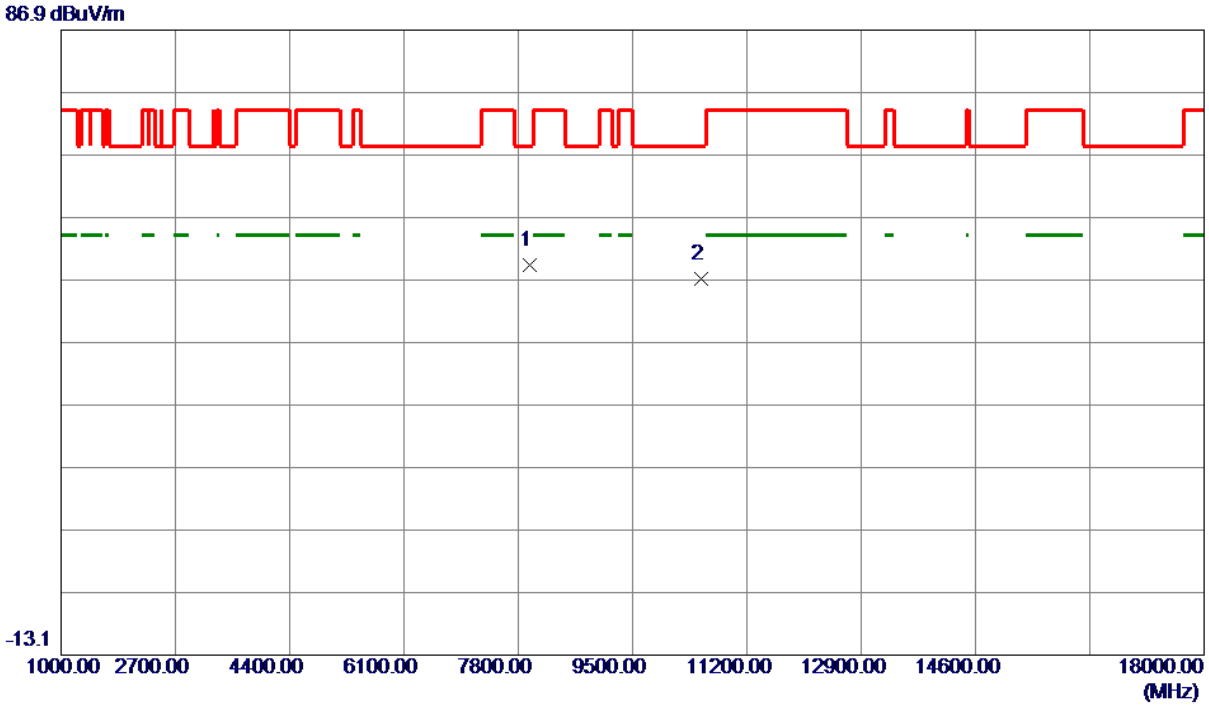

No.	Freq.	Reading Level	Correct Factor	Measure ment	Limit	Margin		
	MHz	dBuV/m	dB	dBuV/m	dBuV/m	dB	Detector	Comment
1 *	7971.7000	60.02	-10.72	49.30	68.30	-19.00	Peak	
2	10520.0000	53.20	-6.12	47.08	68.30	-21.22	Peak	

REMARKS:
(1) Measurement Value = Reading Level + Correct Factor.
(2) Margin Level = Measurement Value - Limit Value.

Test Mode	UNII-2A_TX AC(VHT20) Mode 5300 MHz	Polarization	Vertical

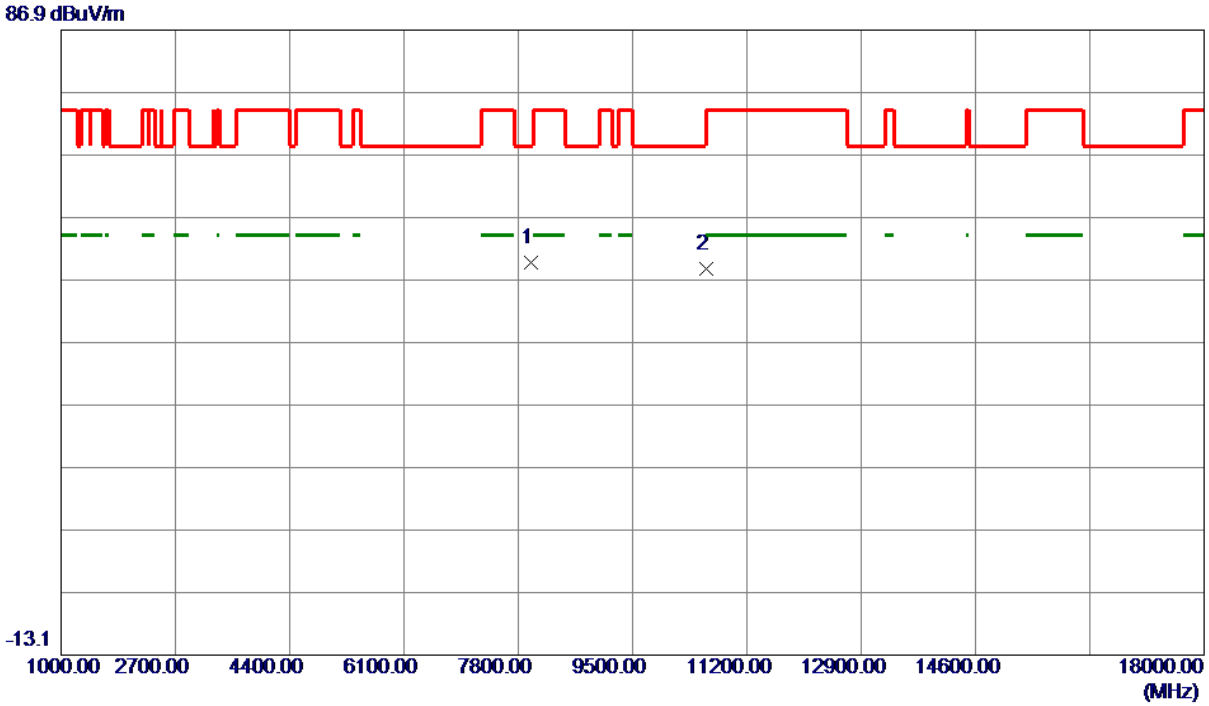

No.	Freq.	Reading Level	Correct Factor	Measure ment	Limit	Margin		
	MHz	dBuV/m	dB	dBuV/m	dBuV/m	dB	Detector	Comment
1 *	7988.7000	60.31	-10.70	49.61	68.30	-18.69	Peak	
2	10599.9000	54.76	-6.08	48.68	68.30	-19.62	Peak	

REMARKS:
(1) Measurement Value = Reading Level + Correct Factor.
(2) Margin Level = Measurement Value - Limit Value.

Test Mode	UNII-2A_TX AC(VHT20) Mode 5300 MHz	Polarization	Horizontal

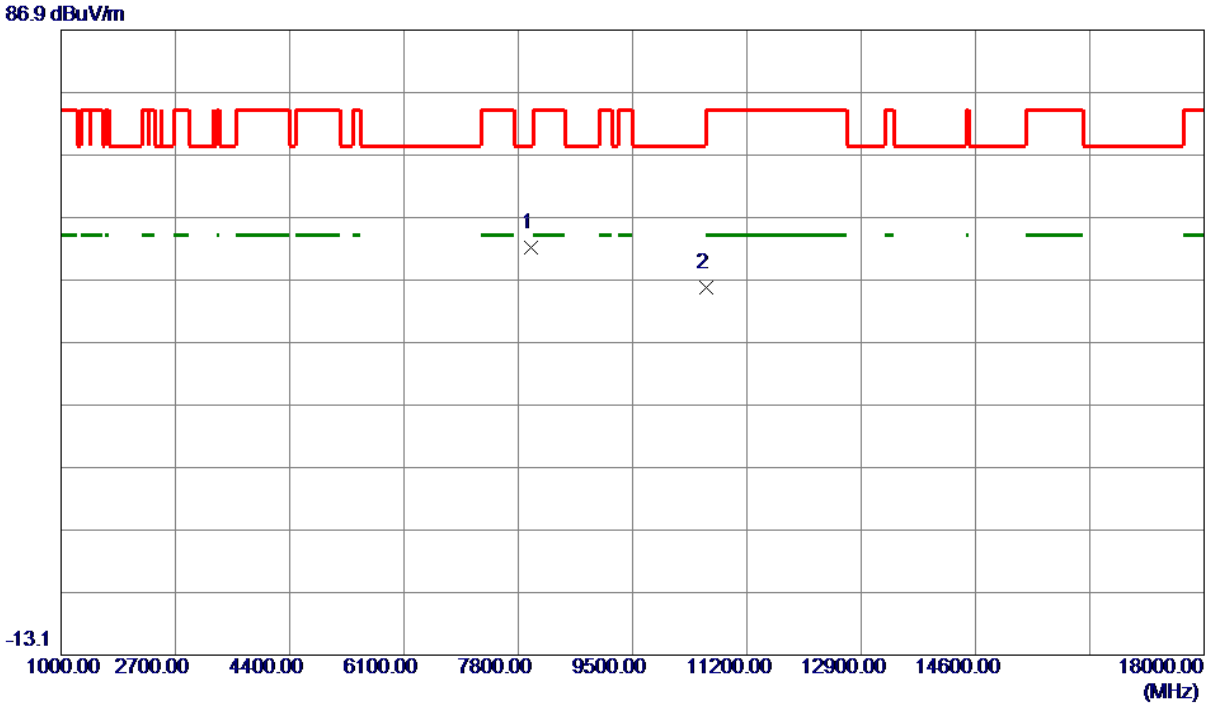

No.	Freq.	Reading Level	Correct Factor	Measure ment	Limit	Margin		
	MHz	dBuV/m	dB	dBuV/m	dBuV/m	dB	Detector	Comment
1 *	7995.5000	62.72	-10.69	52.03	68.30	-16.27	Peak	
2	10600.0000	51.75	-6.08	45.67	68.30	-22.63	Peak	

REMARKS:
(1) Measurement Value = Reading Level + Correct Factor.
(2) Margin Level = Measurement Value - Limit Value.

Test Mode	UNII-2A_TX AC(VHT20) Mode 5320 MHz	Polarization	Vertical

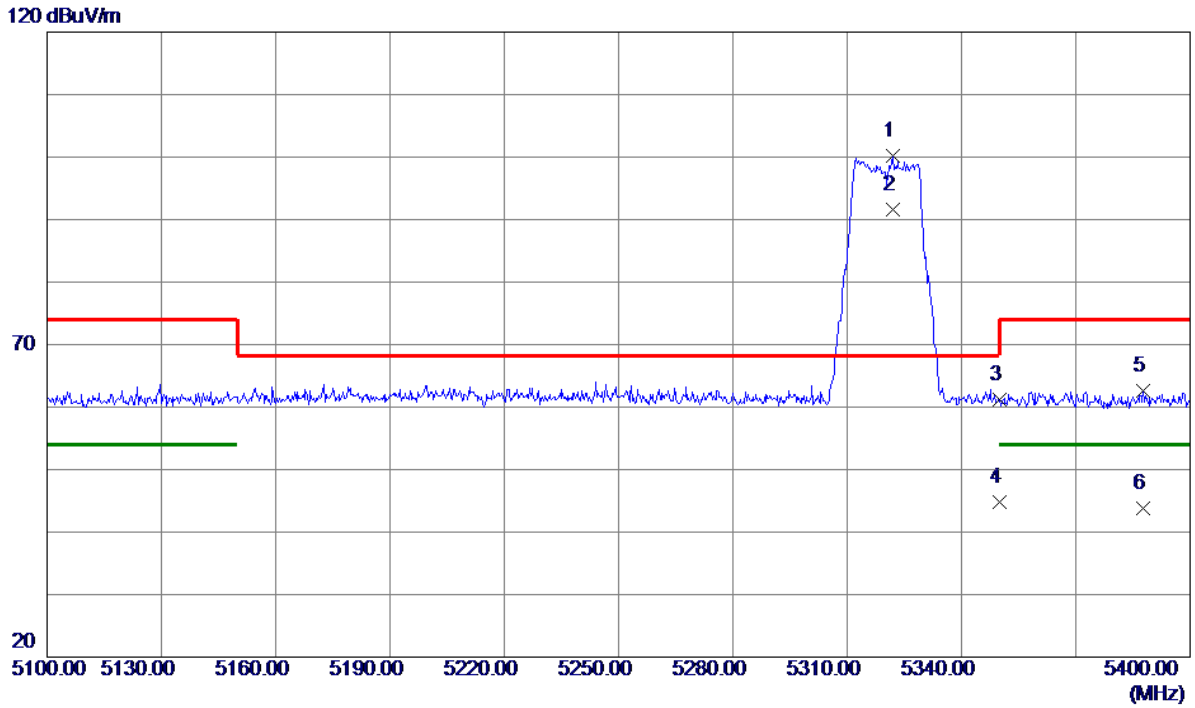

No.	Freq.	Reading Level	Correct Factor	Measure ment	Limit	Margin		
	MHz	dBuV/m	dB	dBuV/m	dBuV/m	dB	Detector	Comment
1 *	5321.8500	61.28	38.90	100.18	68.30	31.88	Peak	
2	5321.8500	52.69	38.90	91.59	999.00	-907.41	AVG	
3	5350.0000	22.32	38.91	61.23	74.00	-12.77	Peak	
4	5350.0000	5.97	38.91	44.88	54.00	-9.12	AVG	
5	5387.7000	23.74	38.92	62.66	74.00	-11.34	Peak	
6	5387.7000	4.95	38.92	43.88	54.00	-10.12	AVG	

REMARKS:
(1) Measurement Value = Reading Level + Correct Factor.
(2) Margin Level = Measurement Value - Limit Value.

Test Mode	UNII-2A_TX AC(VHT20) Mode 5320 MHz	Polarization	Vertical

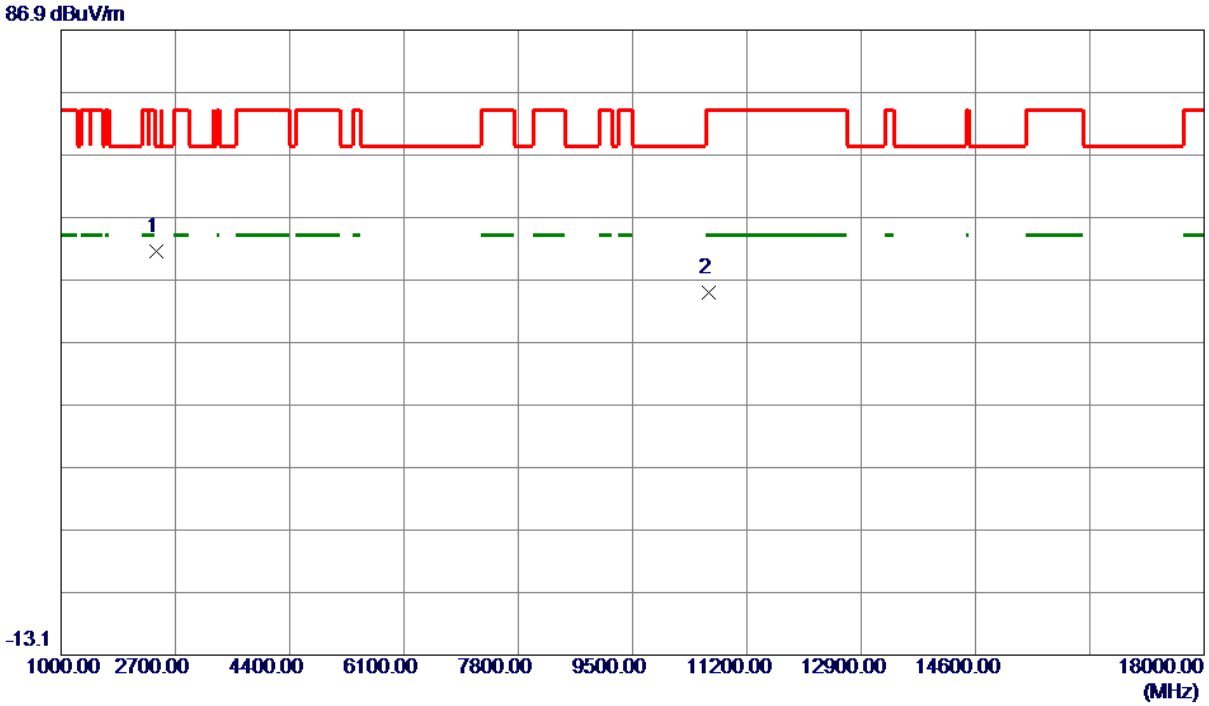

No.	Freq.	Reading Level	Correct Factor	Measure ment	Limit	Margin		
	MHz	dBuV/m	dB	dBuV/m	dBuV/m	dB	Detector	Comment
1 *	2411.8500	73.30	-21.85	51.45	68.30	-16.85	Peak	
2	10640.0000	50.97	-6.06	44.91	74.00	-29.09	Peak	

REMARKS:
(1) Measurement Value = Reading Level + Correct Factor.
(2) Margin Level = Measurement Value - Limit Value.

Test Mode	UNII-2A_TX AC(VHT20) Mode 5320 MHz	Polarization	Horizontal

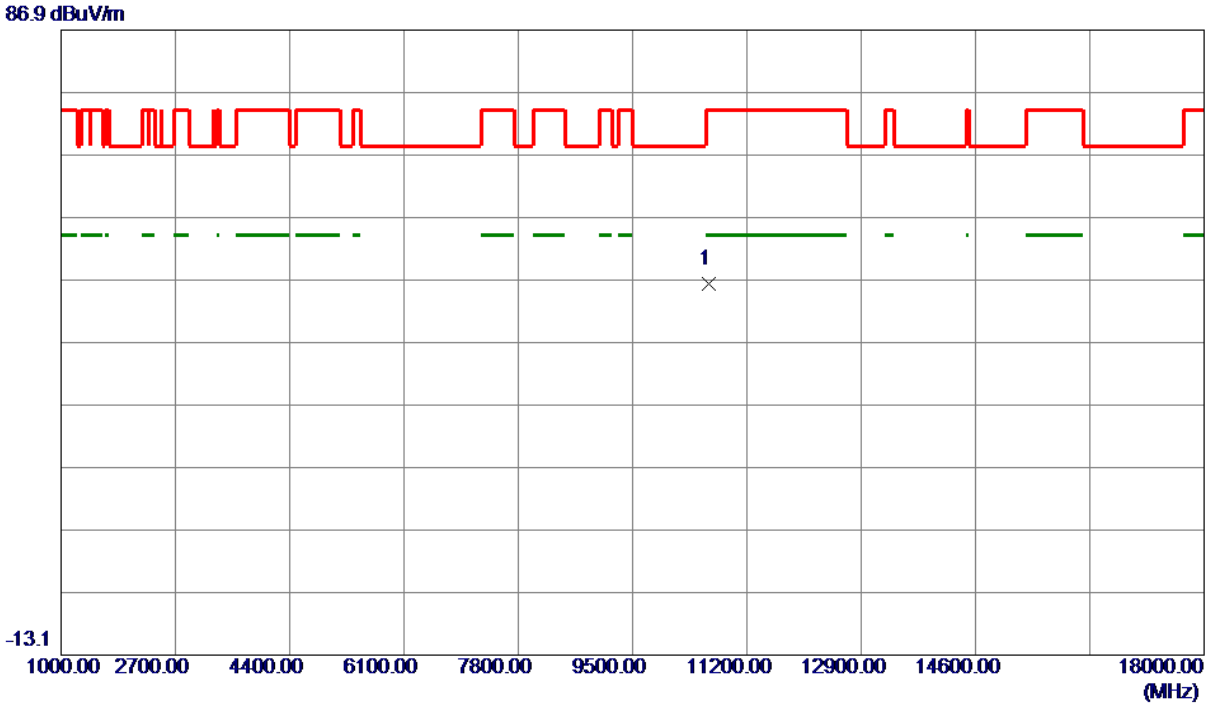

No.	Freq.	Reading Level	Correct Factor	Measure ment	Limit	Margin		
	MHz	dBuV/m	dB	dBuV/m	dBuV/m	dB	Detector	Comment
1 *	10640.0000	52.36	-6.06	46.30	74.00	-27.70	Peak	

REMARKS:
(1) Measurement Value = Reading Level + Correct Factor.
(2) Margin Level = Measurement Value - Limit Value.

Test Mode	UNII-2A_TX AC(VHT40) Mode 5270 MHz	Polarization	Vertical

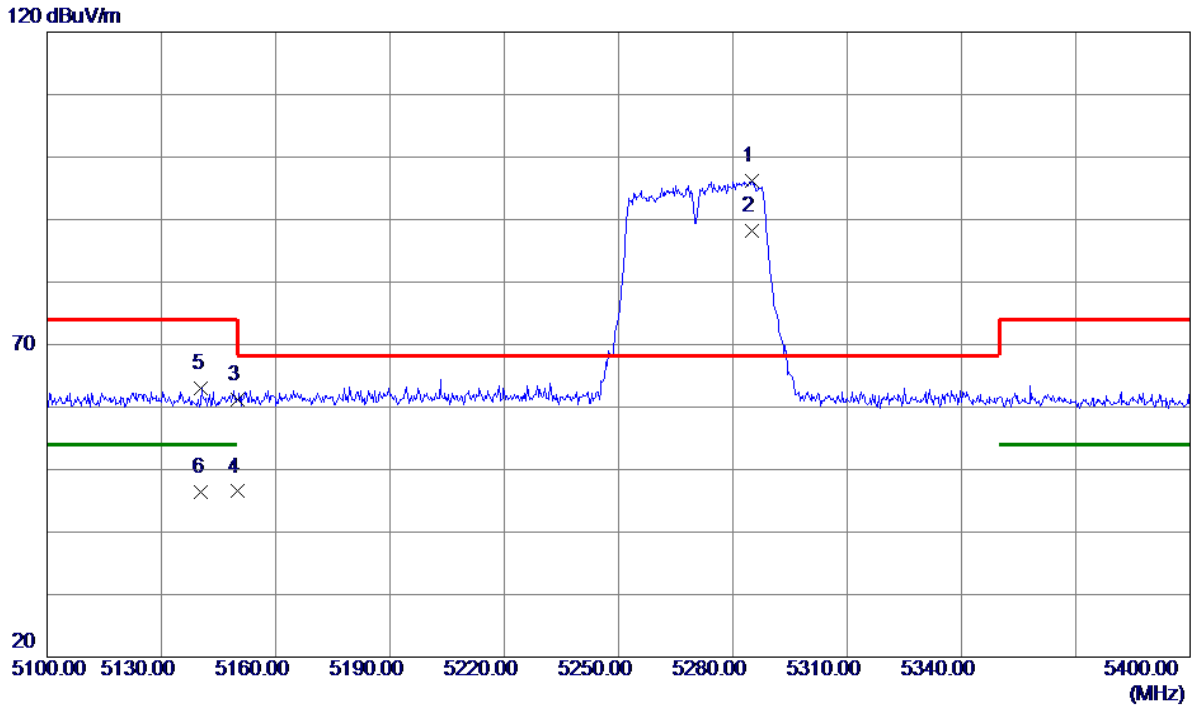

No.	Freq.	Reading Level	Correct Factor	Measure ment	Limit	Margin		
	MHz	dBuV/m	dB	dBuV/m	dBuV/m	dB	Detector	Comment
1 *	5285.1000	57.23	38.88	96.11	68.30	27.81	Peak	
2	5285.1000	49.40	38.88	88.28	999.00	-910.72	AVG	
3	5150.0000	22.35	38.82	61.17	74.00	-12.83	Peak	
4	5150.0000	7.68	38.82	46.50	54.00	-7.50	AVG	
5	5140.5000	24.11	38.82	62.93	74.00	-11.07	Peak	
6	5140.5000	7.50	38.82	46.32	54.00	-7.68	AVG	

REMARKS:
(1) Measurement Value = Reading Level + Correct Factor.
(2) Margin Level = Measurement Value - Limit Value.

Test Mode	UNII-2A_TX AC(VHT40) Mode 5270 MHz	Polarization	Vertical

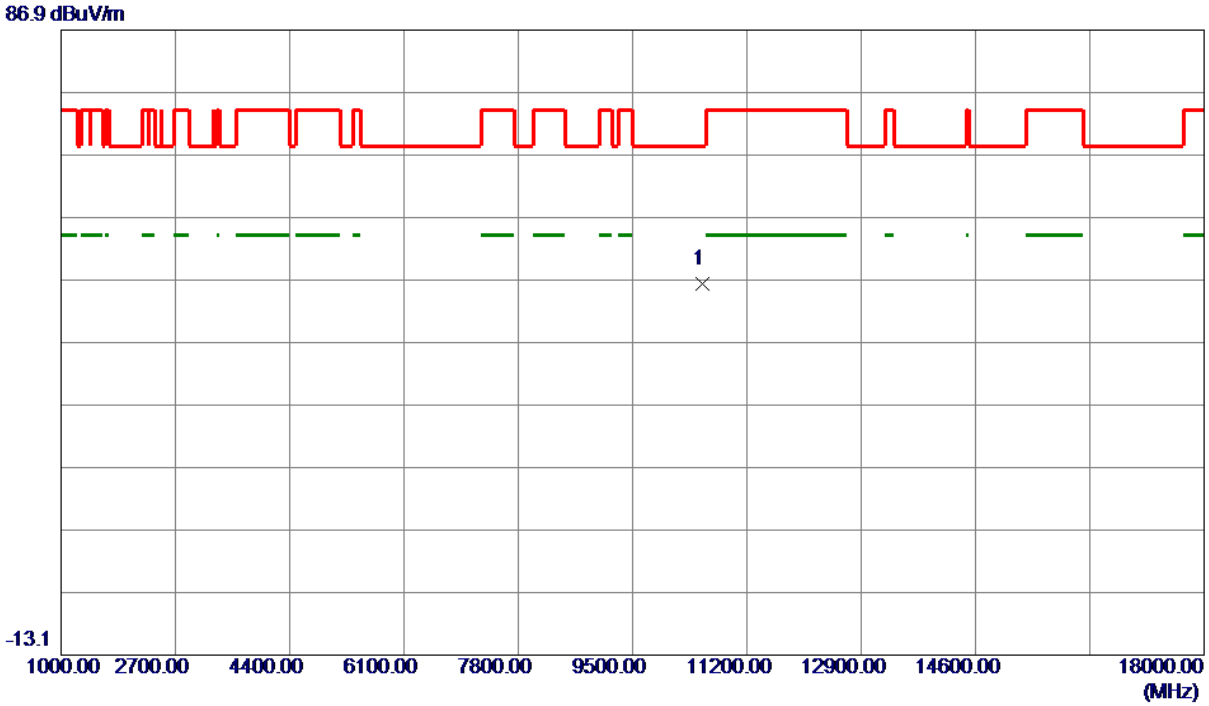

No.	Freq.	Reading Level	Correct Factor	Measure ment	Limit	Margin		
	MHz	dBuV/m	dB	dBuV/m	dBuV/m	dB	Detector	Comment
1 *	10540.0000	52.50	-6.11	46.39	68.30	-21.91	Peak	

REMARKS:
(1) Measurement Value = Reading Level + Correct Factor.
(2) Margin Level = Measurement Value - Limit Value.

Test Mode	UNII-2A_TX AC(VHT40) Mode 5270 MHz	Polarization	Horizontal

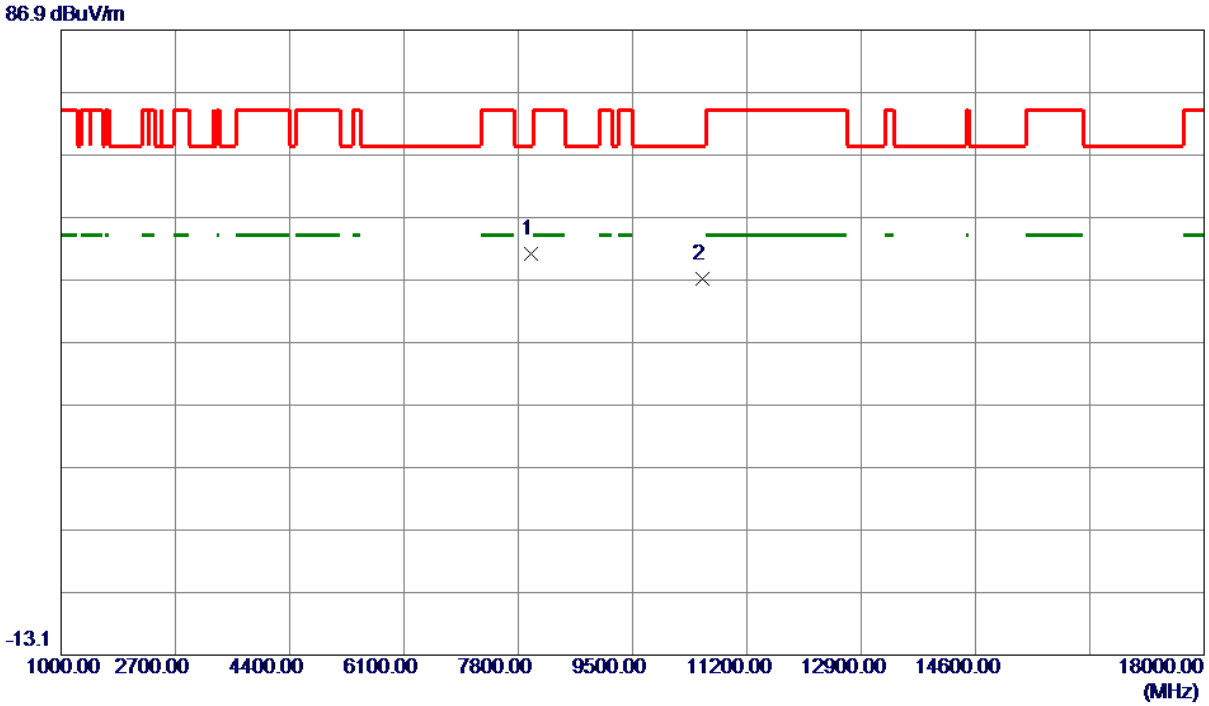

No.	Freq.	Reading Level	Correct Factor	Measure ment	Limit	Margin		
	MHz	dBuV/m	dB	dBuV/m	dBuV/m	dB	Detector	Comment
1 *	7992.9500	61.72	-10.69	51.03	68.30	-17.27	Peak	
2	10540.0000	53.21	-6.11	47.10	68.30	-21.20	Peak	

REMARKS:
(1) Measurement Value = Reading Level + Correct Factor.
(2) Margin Level = Measurement Value - Limit Value.

Test Mode	UNII-2A_TX AC(VHT40) Mode 5310 MHz	Polarization	Vertical

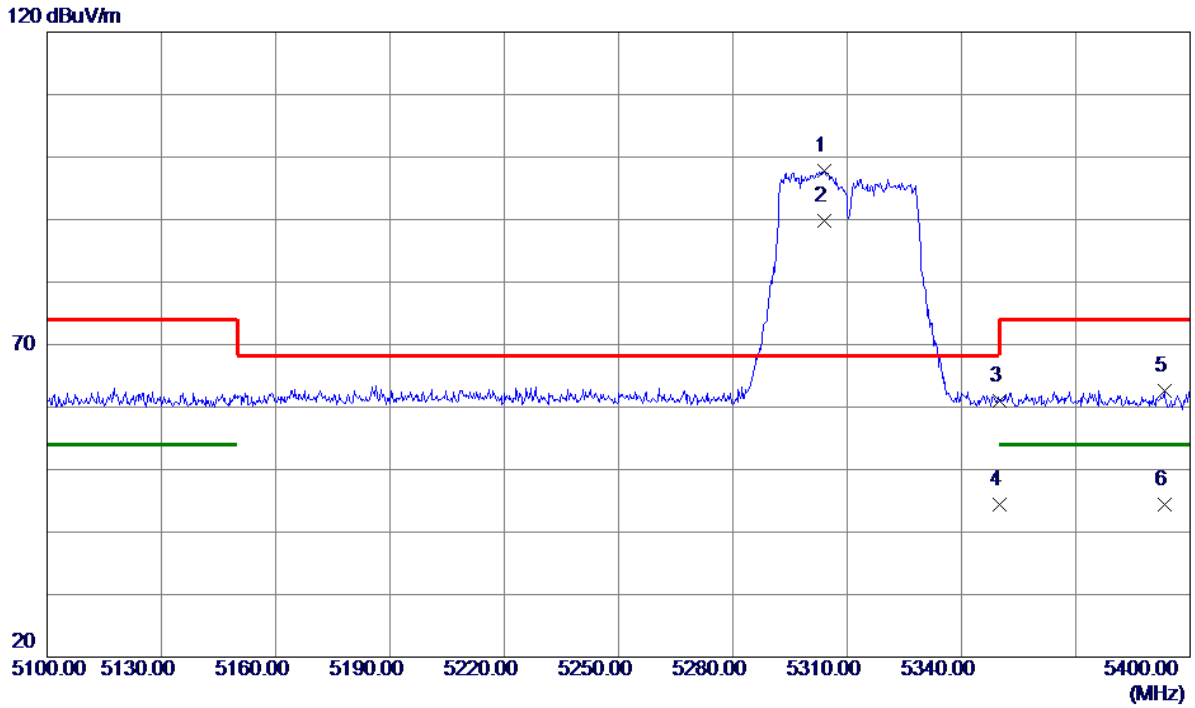

No.	Freq.	Reading Level	Correct Factor	Measure ment	Limit	Margin		
	MHz	dBuV/m	dB	dBuV/m	dBuV/m	dB	Detector	Comment
1 *	5304.0000	58.92	38.89	97.81	68.30	29.51	Peak	
2	5304.0000	50.95	38.89	89.84	999.00	-909.16	AVG	
3	5350.0000	22.14	38.91	61.05	74.00	-12.95	Peak	
4	5350.0000	5.50	38.91	44.41	54.00	-9.59	AVG	
5	5393.2500	23.74	38.93	62.67	74.00	-11.33	Peak	
6	5393.2500	5.44	38.93	44.37	54.00	-9.63	AVG	

REMARKS:
(1) Measurement Value = Reading Level + Correct Factor.
(2) Margin Level = Measurement Value - Limit Value.

Test Mode	UNII-2A_TX AC(VHT40) Mode 5310 MHz	Polarization	Vertical

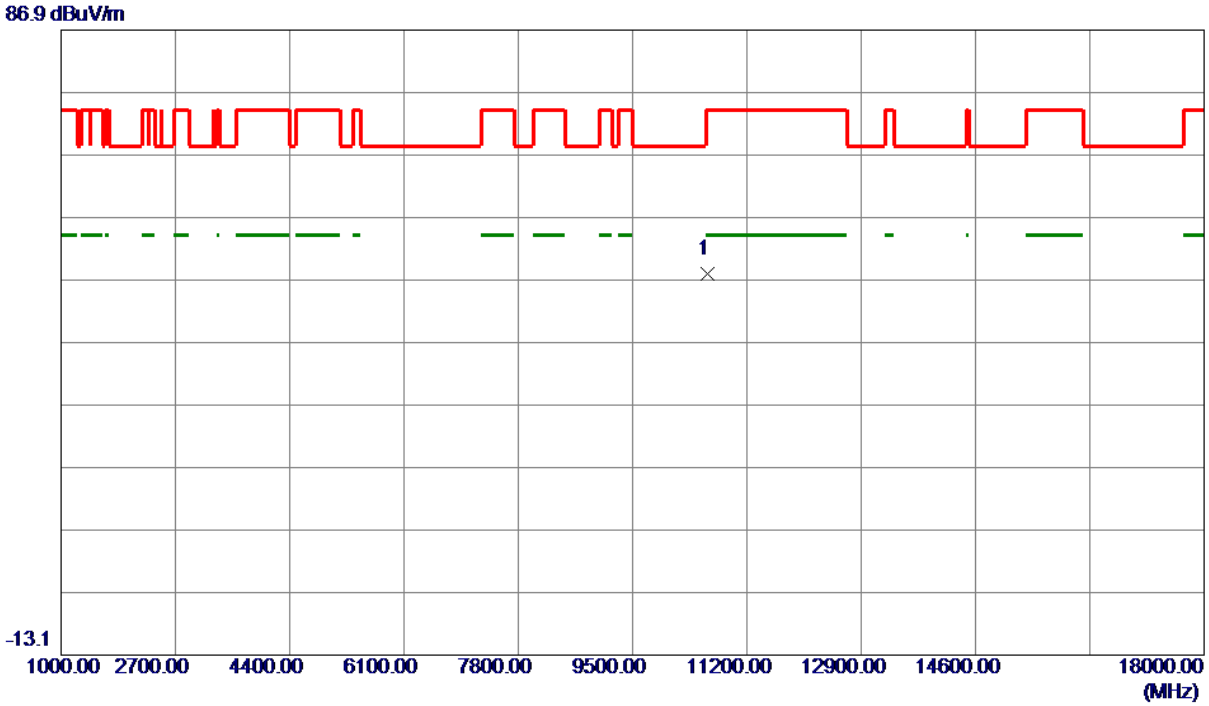

No.	Freq.	Reading Level	Correct Factor	Measure ment	Limit	Margin		
	MHz	dBuV/m	dB	dBuV/m	dBuV/m	dB	Detector	Comment
1 *	10620.3000	53.90	-6.07	47.83	74.00	-26.17	Peak	

REMARKS:
(1) Measurement Value = Reading Level + Correct Factor.
(2) Margin Level = Measurement Value - Limit Value.

Test Mode	UNII-2A_TX AC(VHT40) Mode 5310 MHz	Polarization	Horizontal

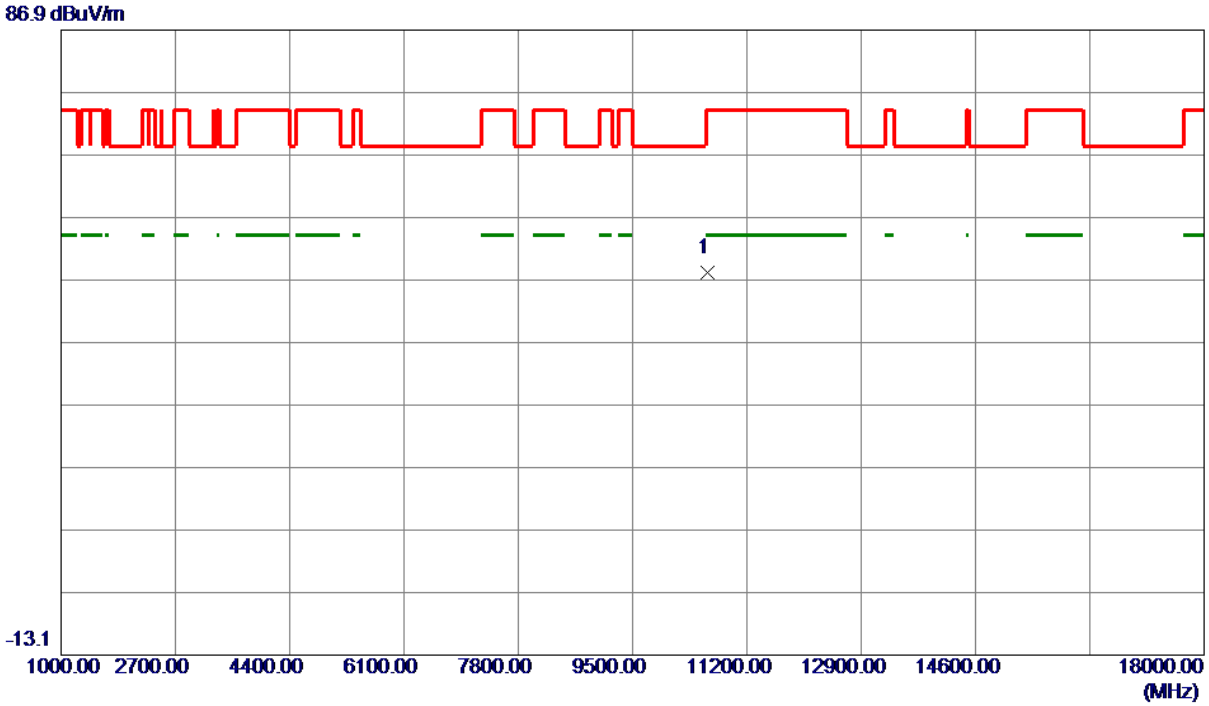

No.	Freq.	Reading Level	Correct Factor	Measure ment	Limit	Margin		
	MHz	dBuV/m	dB	dBuV/m	dBuV/m	dB	Detector	Comment
1 *	10620.3000	54.15	-6.07	48.08	74.00	-25.92	Peak	

REMARKS:
(1) Measurement Value = Reading Level + Correct Factor.
(2) Margin Level = Measurement Value - Limit Value.

Test Mode	UNII-2A_TX AC(VHT80) Mode 5290 MHz	Polarization	Vertical

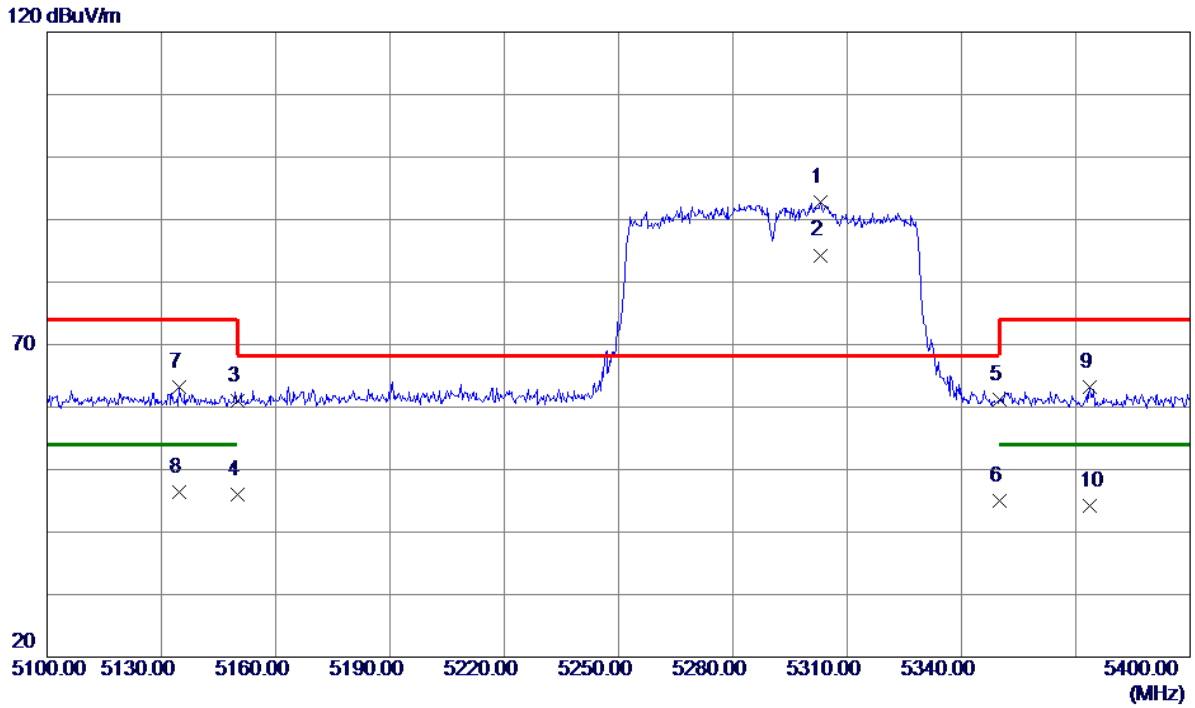

No.	Freq.	Reading Level	Correct Factor	Measure ment	Limit	Margin		
	MHz	dBuV/m	dB	dBuV/m	dBuV/m	dB	Detector	Comment
1 *	5303.1000	53.95	38.89	92.84	68.30	24.54	Peak	
2	5303.1000	45.41	38.89	84.30	999.00	-914.70	AVG	
3	5150.0000	22.18	38.82	61.00	74.00	-13.00	Peak	
4	5150.0000	7.20	38.82	46.02	54.00	-7.98	AVG	
5	5350.0000	22.22	38.91	61.13	74.00	-12.87	Peak	
6	5350.0000	6.01	38.91	44.92	54.00	-9.08	AVG	
7	5134.6500	24.35	38.82	63.17	74.00	-10.83	Peak	
8	5134.6500	7.57	38.82	46.39	54.00	-7.61	AVG	
9	5373.6000	24.24	38.92	63.16	74.00	-10.84	Peak	
10	5373.6000	5.19	38.92	44.11	54.00	-9.89	AVG	

REMARKS:
(1) Measurement Value = Reading Level + Correct Factor.
(2) Margin Level = Measurement Value - Limit Value.

Test Mode	UNII-2A_TX AC(VHT80) Mode 5290 MHz	Polarization	Vertical

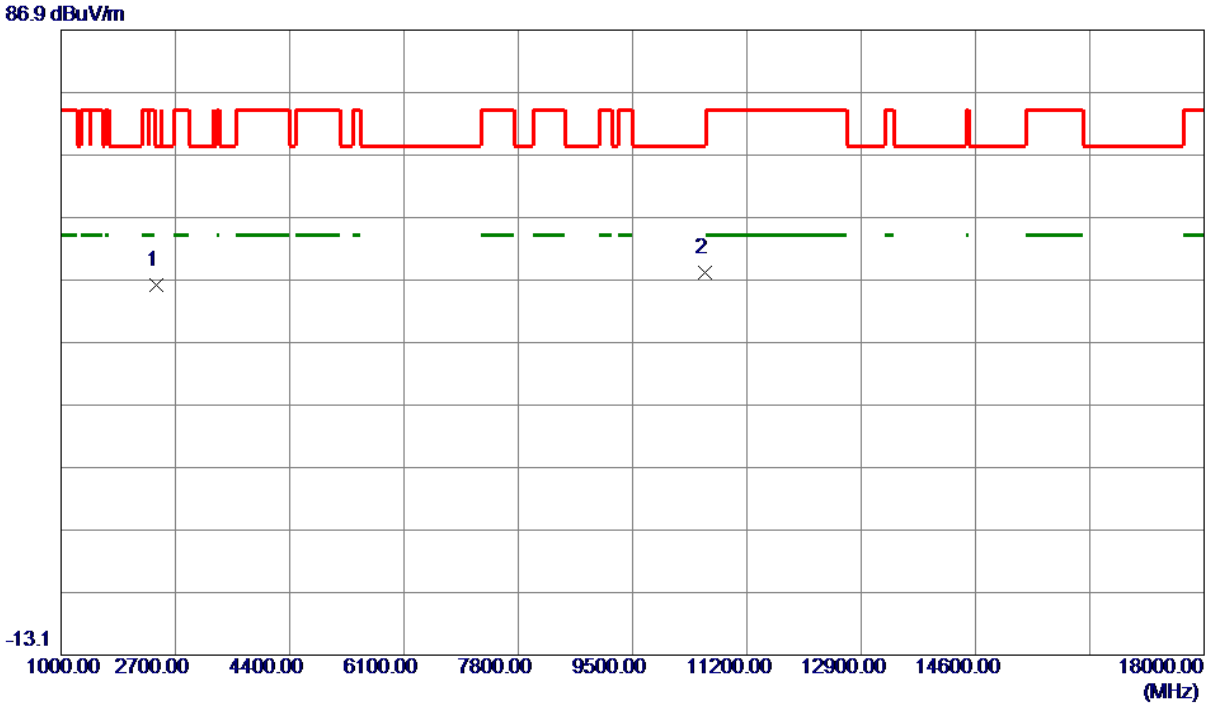

No.	Freq.	Reading Level	Correct Factor	Measure ment	Limit	Margin		
	MHz	dBuV/m	dB	dBuV/m	dBuV/m	dB	Detector	Comment
1	2411.8500	67.93	-21.85	46.08	68.30	-22.22	Peak	
2 *	10580.3500	54.12	-6.09	48.03	68.30	-20.27	Peak	

REMARKS:
(1) Measurement Value = Reading Level + Correct Factor.
(2) Margin Level = Measurement Value - Limit Value.

Test Mode	UNII-2A_TX AC(VHT80) Mode 5290 MHz	Polarization	Horizontal

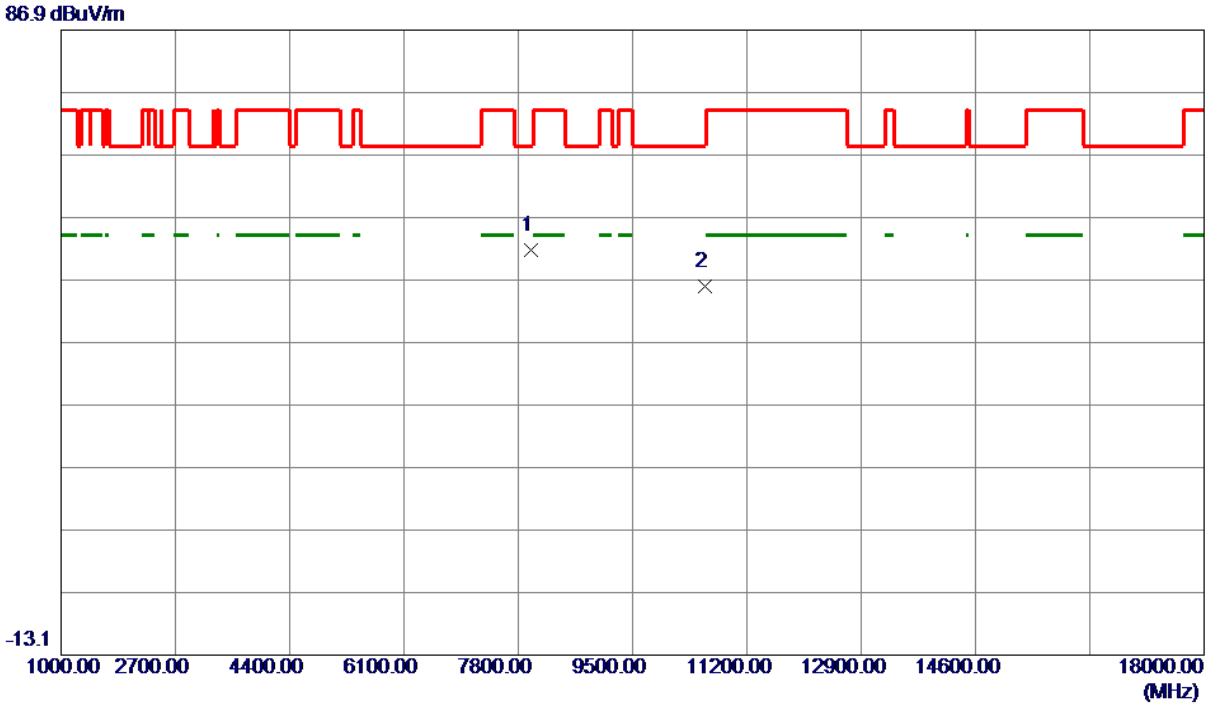

No.	Freq.	Reading Level	Correct Factor	Measure ment	Limit	Margin		
	MHz	dBuV/m	dB	dBuV/m	dBuV/m	dB	Detector	Comment
1 *	7988.7000	62.45	-10.70	51.75	68.30	-16.55	Peak	
2	10580.0000	51.99	-6.09	45.90	68.30	-22.40	Peak	

REMARKS:
(1) Measurement Value = Reading Level + Correct Factor.
(2) Margin Level = Measurement Value - Limit Value.

Test Mode	UNII-2A_TX AX(HE20) Mode 5260 MHz	Polarization	Vertical

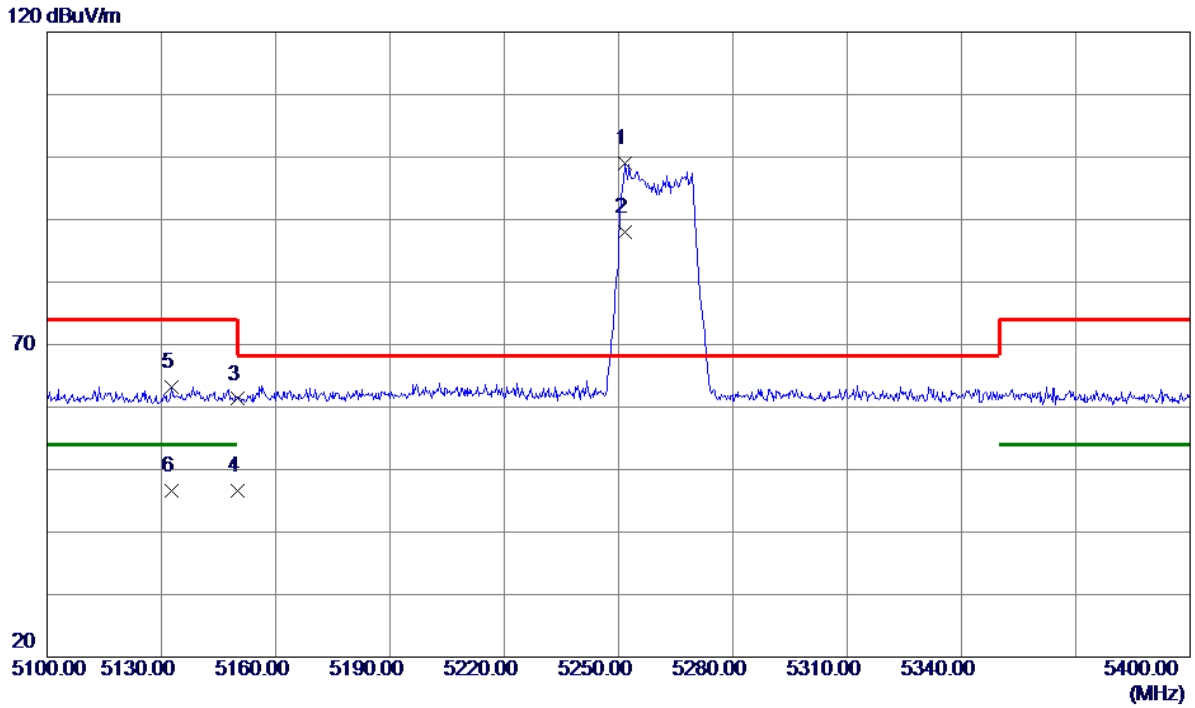

No.	Freq.	Reading Level	Correct Factor	Measure ment	Limit	Margin		
	MHz	dBuV/m	dB	dBuV/m	dBuV/m	dB	Detector	Comment
1 *	5251.8000	60.12	38.87	98.99	68.30	30.69	Peak	
2	5251.8000	49.19	38.87	88.06	999.00	-910.94	AVG	
3	5150.0000	22.48	38.82	61.30	74.00	-12.70	Peak	
4	5150.0000	7.74	38.82	46.56	54.00	-7.44	AVG	
5	5132.5500	24.39	38.82	63.21	74.00	-10.79	Peak	
6	5132.5500	7.85	38.82	46.67	54.00	-7.33	AVG	

REMARKS:
(1) Measurement Value = Reading Level + Correct Factor.
(2) Margin Level = Measurement Value - Limit Value.

Test Mode	UNII-2A_TX AX(HE20) Mode 5260 MHz	Polarization	Vertical

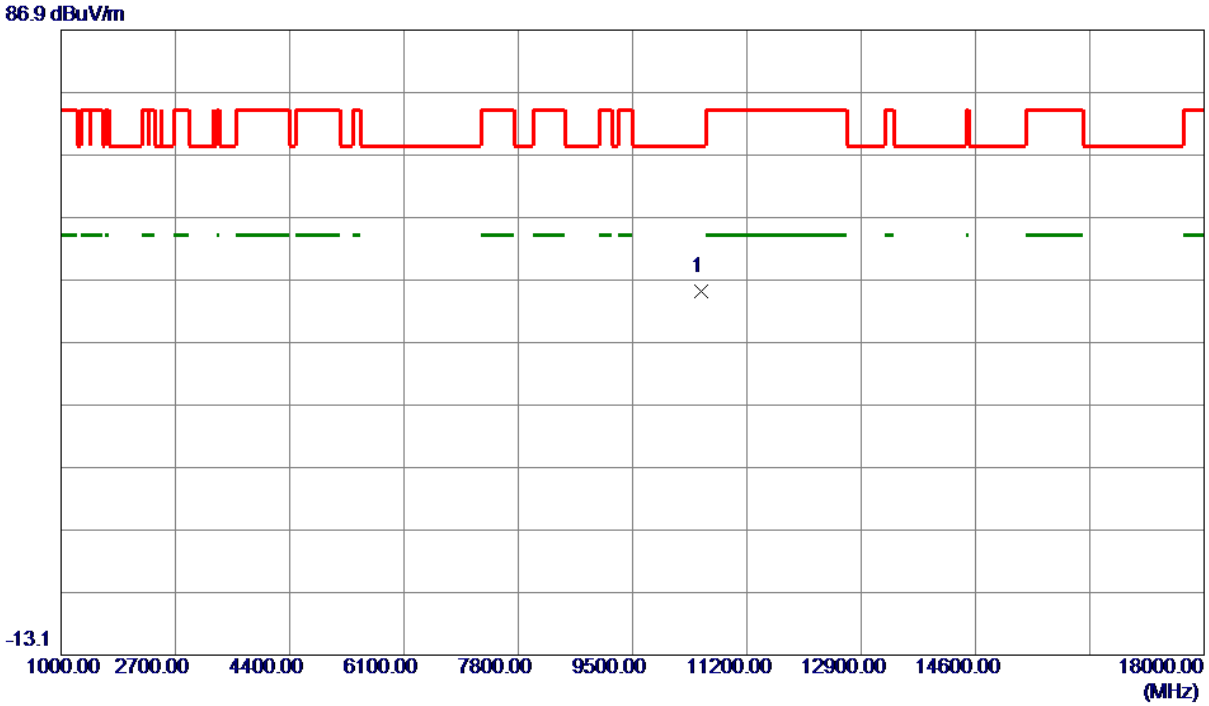

No.	Freq.	Reading Level	Correct Factor	Measure ment	Limit	Margin		
	MHz	dBuV/m	dB	dBuV/m	dBuV/m	dB	Detector	Comment
1 *	10520.0000	51.24	-6.12	45.12	68.30	-23.18	Peak	

REMARKS:
(1) Measurement Value = Reading Level + Correct Factor.
(2) Margin Level = Measurement Value - Limit Value.

Test Mode	UNII-2A_TX AX(HE20) Mode 5260 MHz	Polarization	Horizontal

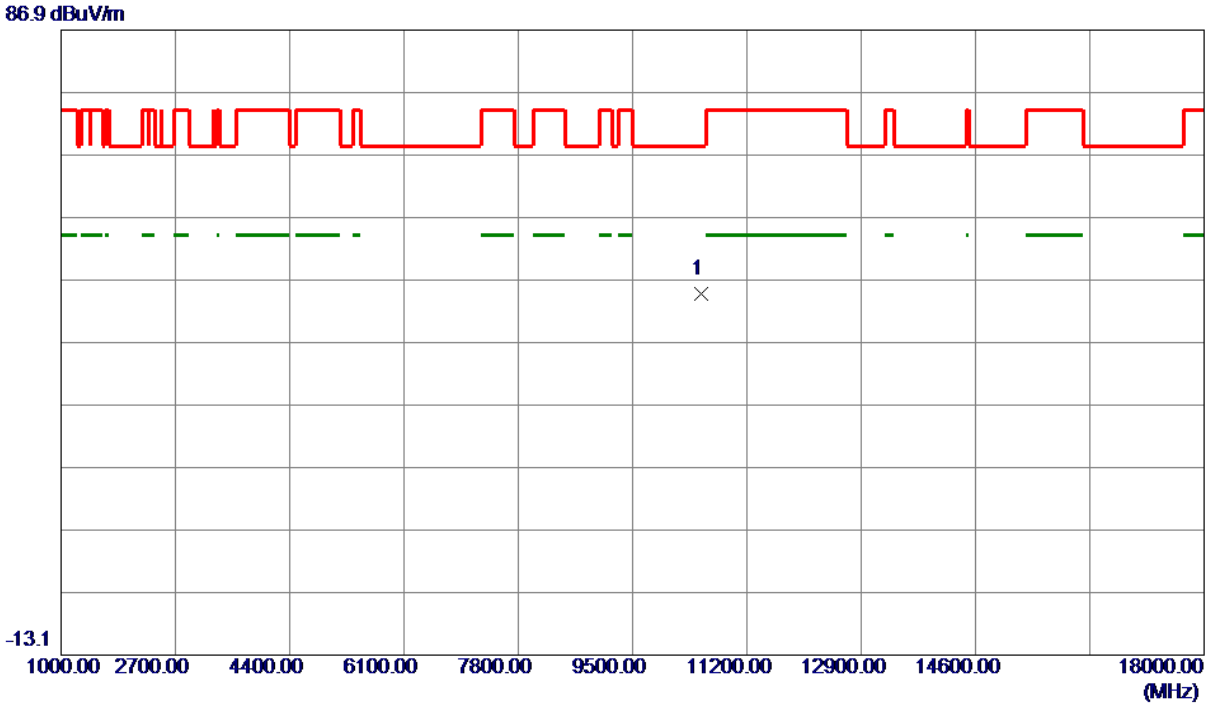

No.	Freq.	Reading Level	Correct Factor	Measure ment	Limit	Margin		
	MHz	dBuV/m	dB	dBuV/m	dBuV/m	dB	Detector	Comment
1 *	10520.0000	50.86	-6.12	44.74	68.30	-23.56	Peak	

REMARKS:
(1) Measurement Value = Reading Level + Correct Factor.
(2) Margin Level = Measurement Value - Limit Value.

Test Mode	UNII-2A_TX AX(HE20) Mode 5300 MHz	Polarization	Vertical

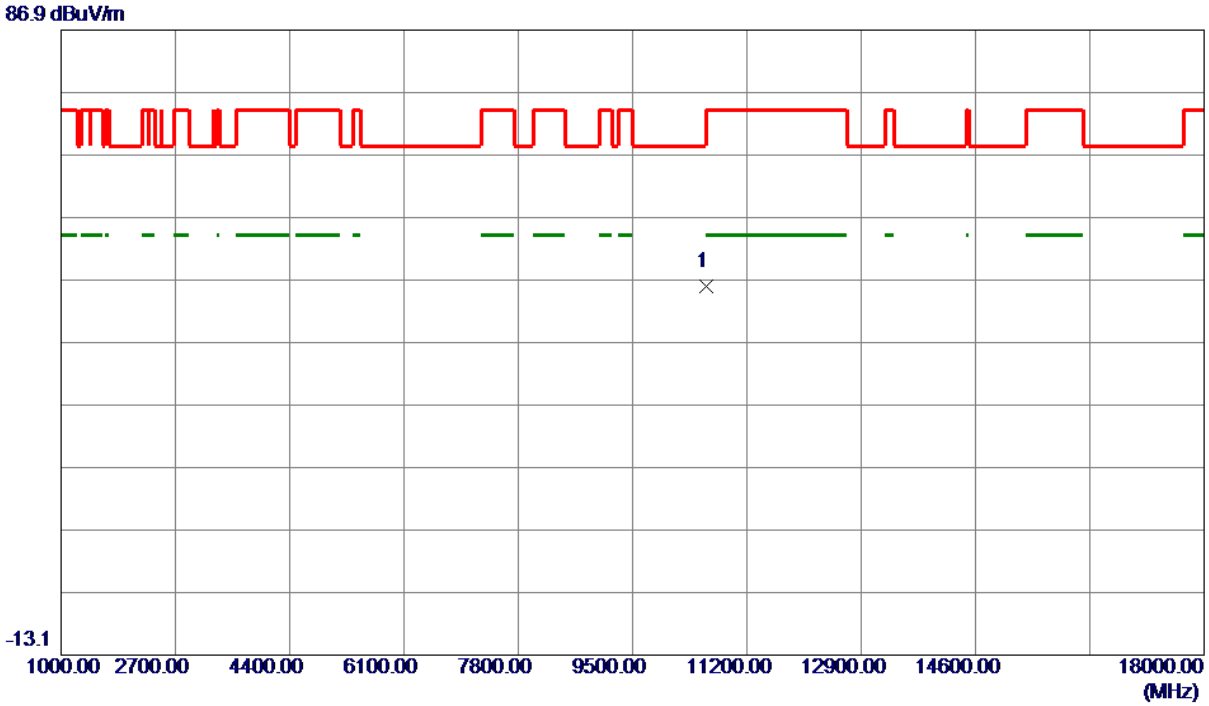

No.	Freq.	Reading Level	Correct Factor	Measure ment	Limit	Margin		
	MHz	dBuV/m	dB	dBuV/m	dBuV/m	dB	Detector	Comment
1 *	10600.0000	51.90	-6.08	45.82	68.30	-22.48	Peak	

REMARKS:
(1) Measurement Value = Reading Level + Correct Factor.
(2) Margin Level = Measurement Value - Limit Value.

Test Mode	UNII-2A_TX AX(HE20) Mode 5300 MHz	Polarization	Horizontal

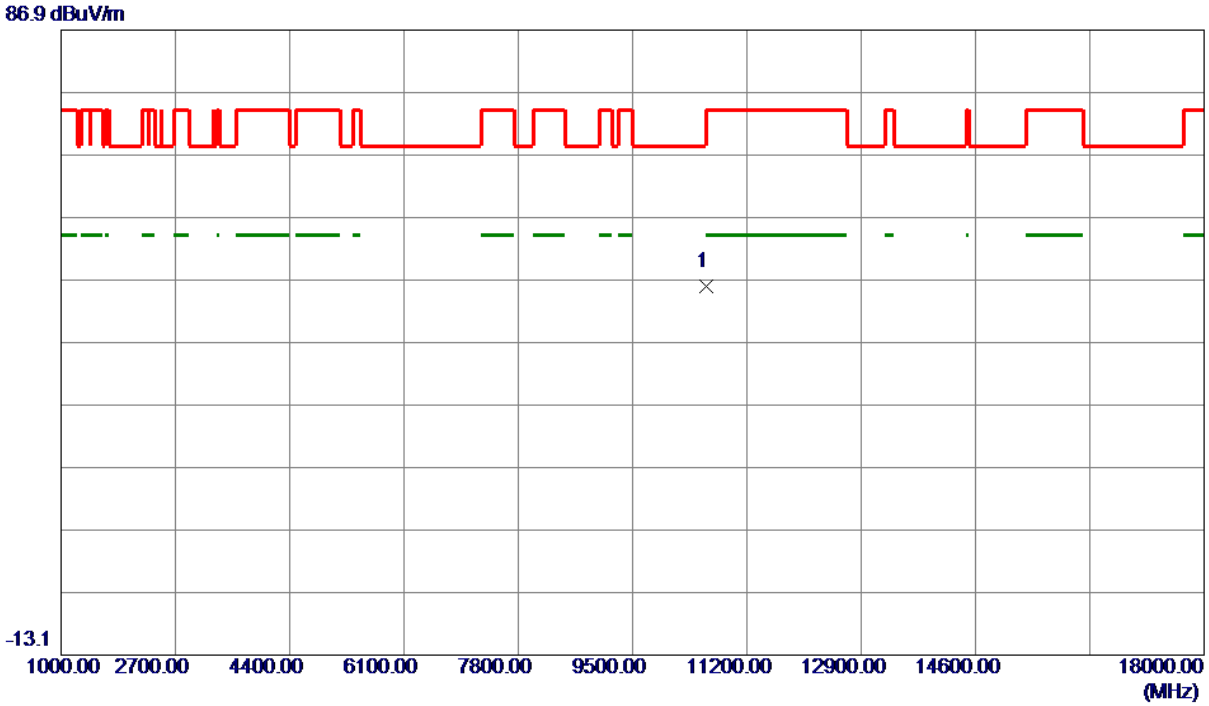

No.	Freq.	Reading Level	Correct Factor	Measure ment	Limit	Margin		
	MHz	dBuV/m	dB	dBuV/m	dBuV/m	dB	Detector	Comment
1 *	10600.0000	51.98	-6.08	45.90	68.30	-22.40	Peak	

REMARKS:
(1) Measurement Value = Reading Level + Correct Factor.
(2) Margin Level = Measurement Value - Limit Value.

Test Mode	UNII-2A_TX AX(HE20) Mode 5320 MHz	Polarization	Vertical

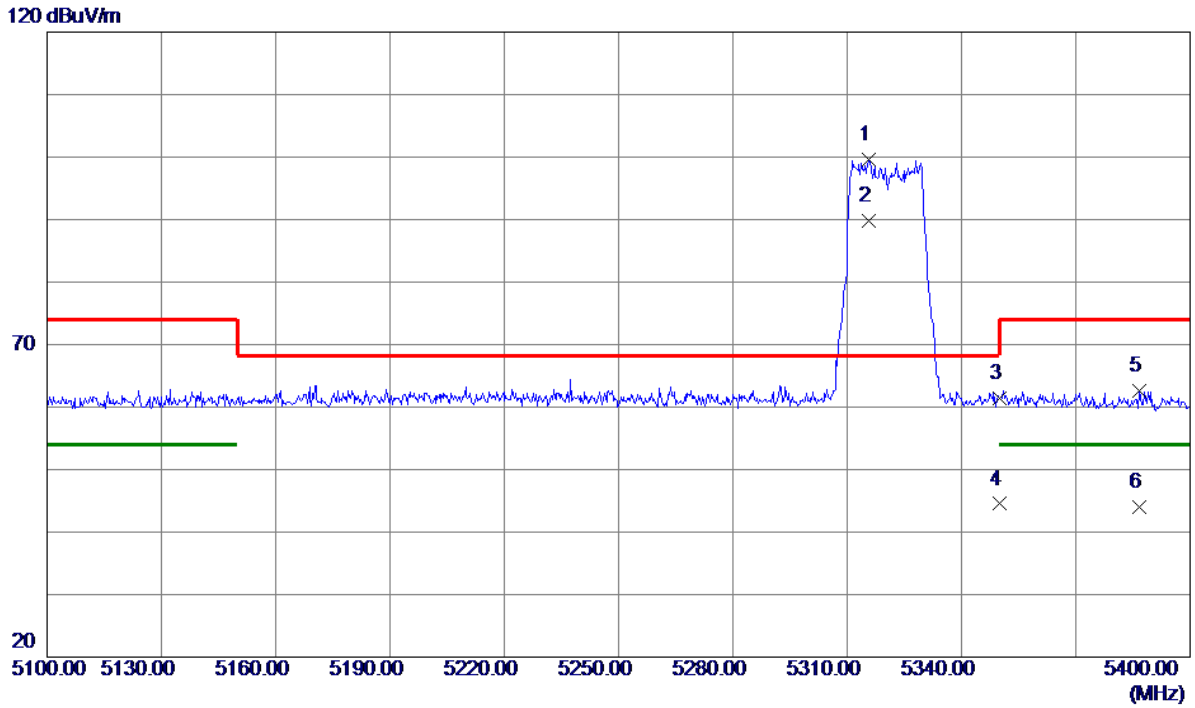

No.	Freq.	Reading Level	Correct Factor	Measure ment	Limit	Margin		
	MHz	dBuV/m	dB	dBuV/m	dBuV/m	dB	Detector	Comment
1 *	5315.5500	60.63	38.89	99.52	68.30	31.22	Peak	
2	5315.5500	50.90	38.89	89.79	999.00	-909.21	AVG	
3	5350.0000	22.44	38.91	61.35	74.00	-12.65	Peak	
4	5350.0000	5.59	38.91	44.50	54.00	-9.50	AVG	
5	5386.6500	23.76	38.92	62.68	74.00	-11.32	Peak	
6	5386.6500	5.13	38.92	44.05	54.00	-9.95	AVG	

REMARKS:
(1) Measurement Value = Reading Level + Correct Factor.
(2) Margin Level = Measurement Value - Limit Value.

Test Mode	UNII-2A_TX AX(HE20) Mode 5320 MHz	Polarization	Vertical

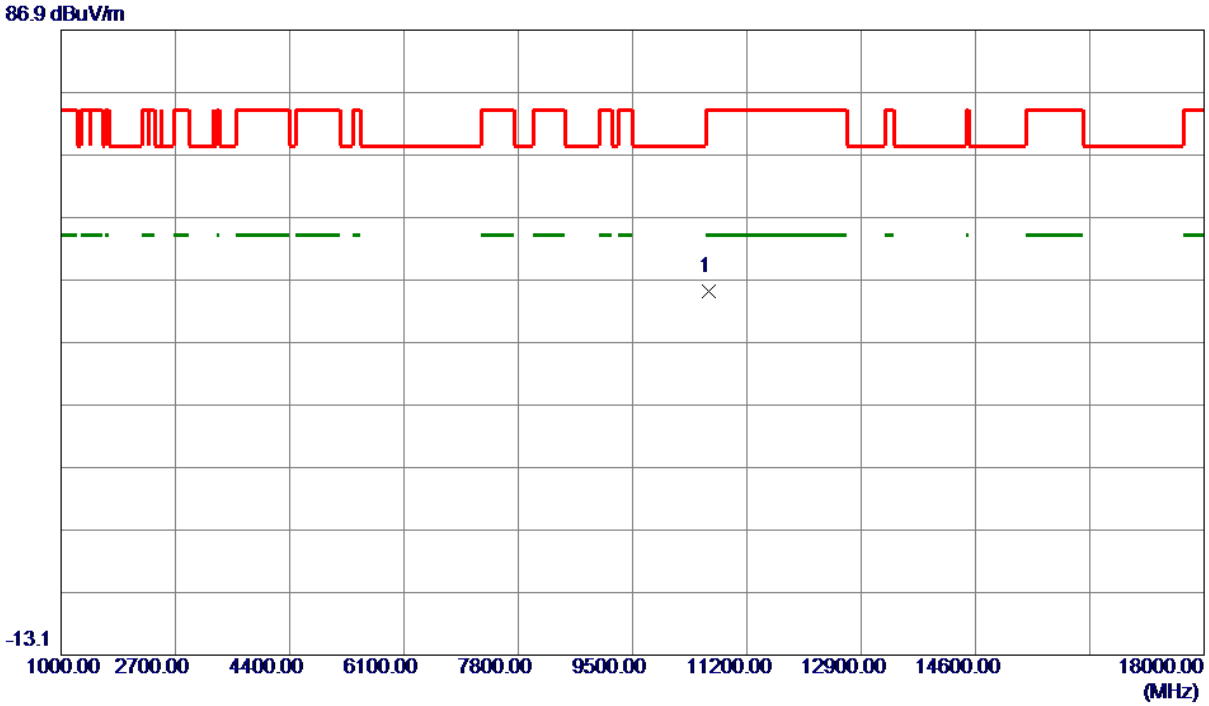

No.	Freq.	Reading Level	Correct Factor	Measure ment	Limit	Margin		
	MHz	dBuV/m	dB	dBuV/m	dBuV/m	dB	Detector	Comment
1 *	10640.0000	51.16	-6.06	45.10	74.00	-28.90	Peak	

REMARKS:
(1) Measurement Value = Reading Level + Correct Factor.
(2) Margin Level = Measurement Value - Limit Value.

Test Mode	UNII-2A_TX AX(HE20) Mode 5320 MHz	Polarization	Horizontal

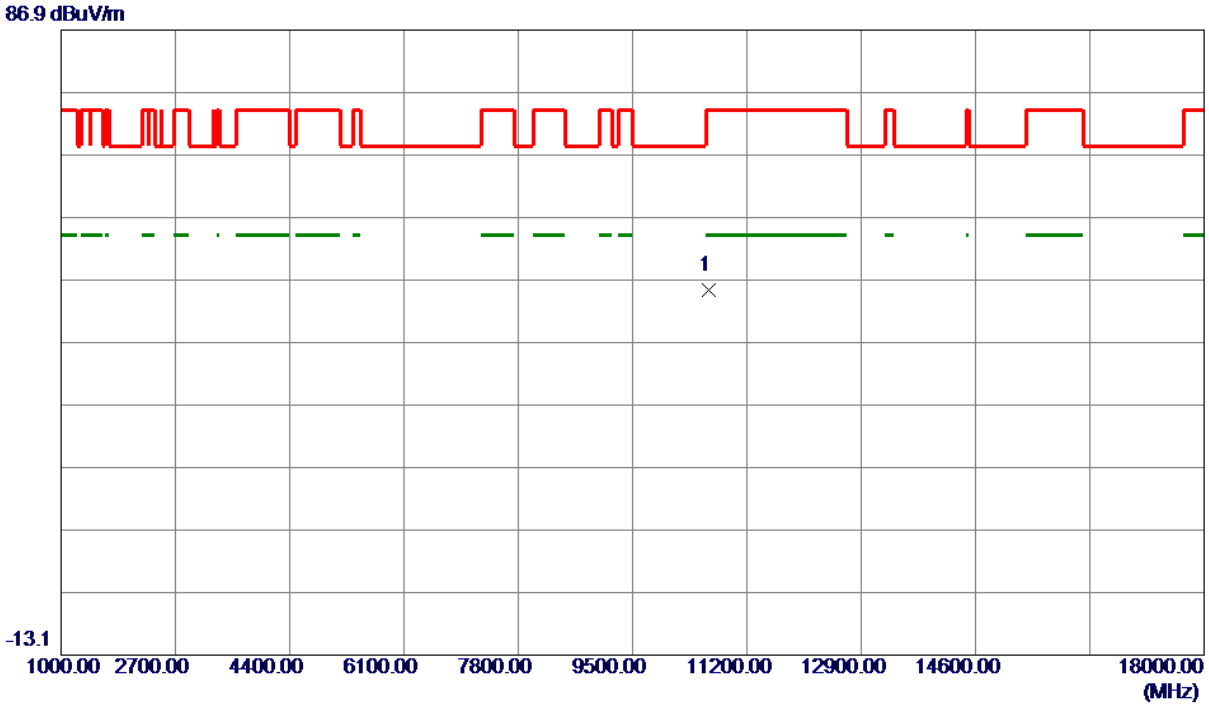

No.	Freq.	Reading Level	Correct Factor	Measure ment	Limit	Margin		
	MHz	dBuV/m	dB	dBuV/m	dBuV/m	dB	Detector	Comment
1 *	10640.0000	51.33	-6.06	45.27	74.00	-28.73	Peak	

REMARKS:
(1) Measurement Value = Reading Level + Correct Factor.
(2) Margin Level = Measurement Value - Limit Value.

Test Mode	UNII-2A_TX AX(HE40) Mode 5270 MHz	Polarization	Vertical

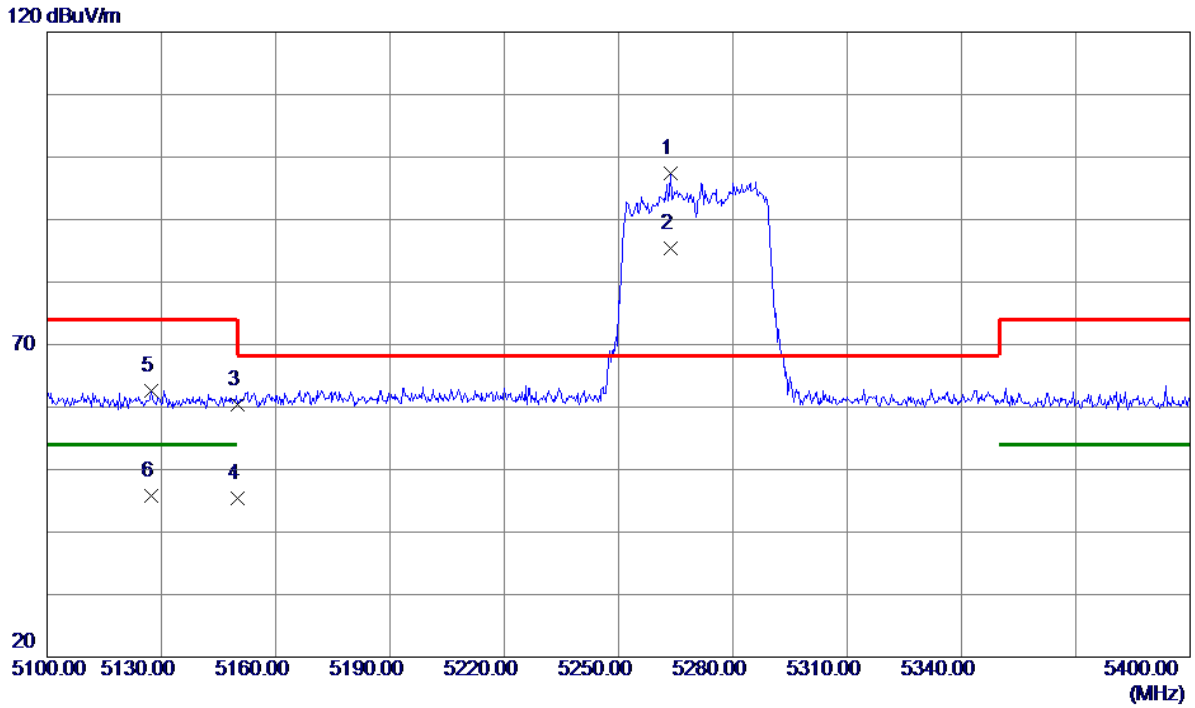

No.	Freq.	Reading Level	Correct Factor	Measure ment	Limit	Margin		
	MHz	dBuV/m	dB	dBuV/m	dBuV/m	dB	Detector	Comment
1 *	5263.6500	58.48	38.87	97.35	68.30	29.05	Peak	
2	5263.6500	46.58	38.87	85.45	999.00	-913.55	AVG	
3	5150.0000	21.63	38.82	60.45	74.00	-13.55	Peak	
4	5150.0000	6.53	38.82	45.35	54.00	-8.65	AVG	
5	5127.3000	23.85	38.81	62.66	74.00	-11.34	Peak	
6	5127.3000	7.08	38.81	45.89	54.00	-8.11	AVG	

REMARKS:
(1) Measurement Value = Reading Level + Correct Factor.
(2) Margin Level = Measurement Value - Limit Value.

Test Mode	UNII-2A_TX AX(HE40) Mode 5270 MHz	Polarization	Vertical

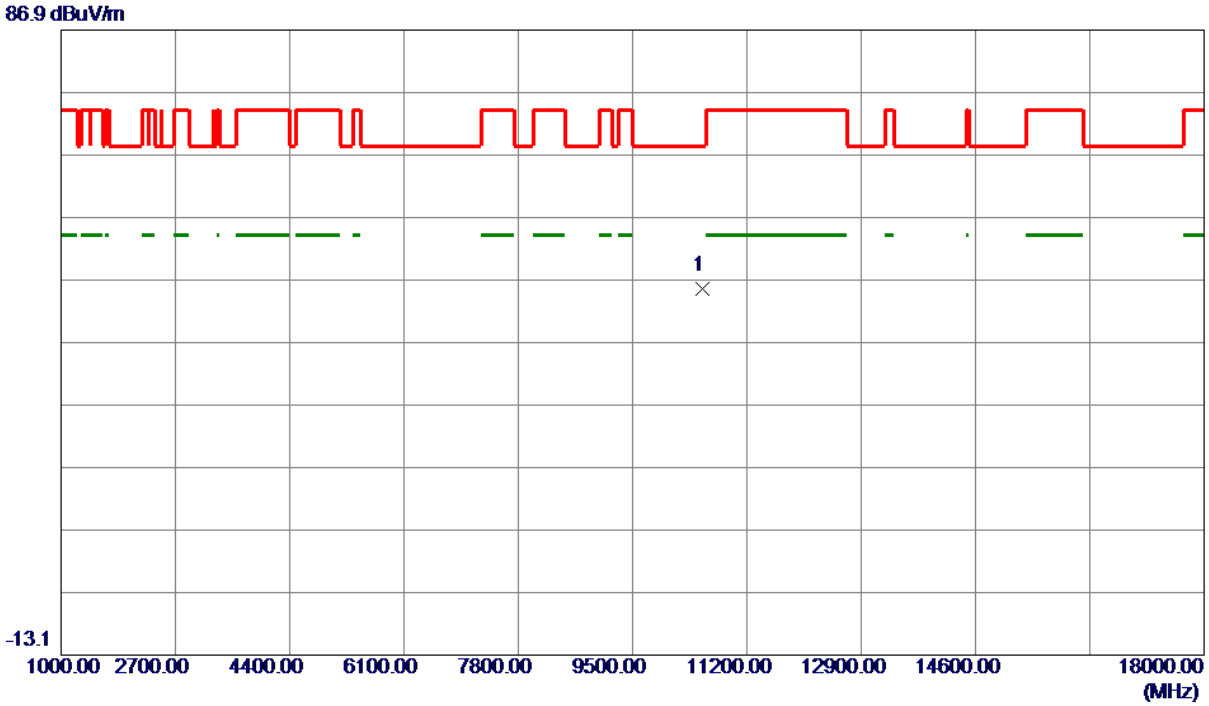

No.	Freq.	Reading Level	Correct Factor	Measure ment	Limit	Margin		
	MHz	dBuV/m	dB	dBuV/m	dBuV/m	dB	Detector	Comment
1 *	10540.0000	51.51	-6.11	45.40	68.30	-22.90	Peak	

REMARKS:
(1) Measurement Value = Reading Level + Correct Factor.
(2) Margin Level = Measurement Value - Limit Value.

Test Mode	UNII-2A_TX AX(HE40) Mode 5270 MHz	Polarization	Horizontal

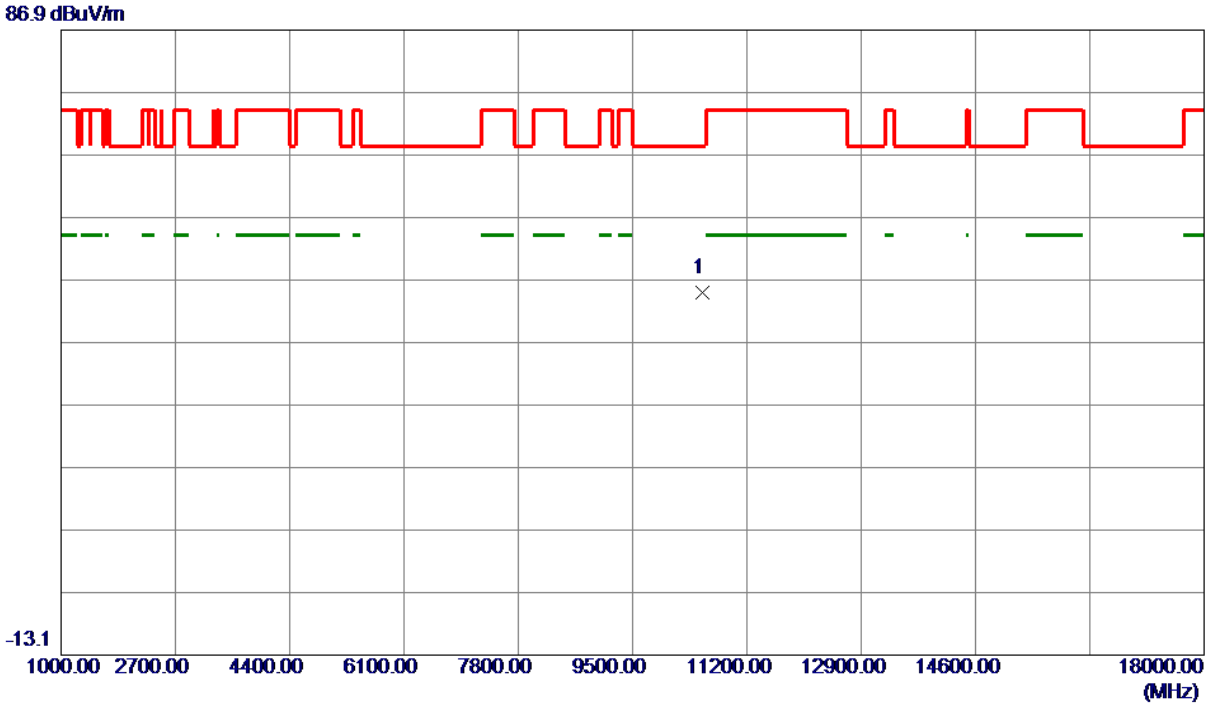

No.	Freq.	Reading Level	Correct Factor	Measure ment	Limit	Margin		
	MHz	dBuV/m	dB	dBuV/m	dBuV/m	dB	Detector	Comment
1 *	10540.0000	51.10	-6.11	44.99	68.30	-23.31	Peak	

REMARKS:
(1) Measurement Value = Reading Level + Correct Factor.
(2) Margin Level = Measurement Value - Limit Value.

Test Mode	UNII-2A_TX AX(HE40) Mode 5310 MHz	Polarization	Vertical

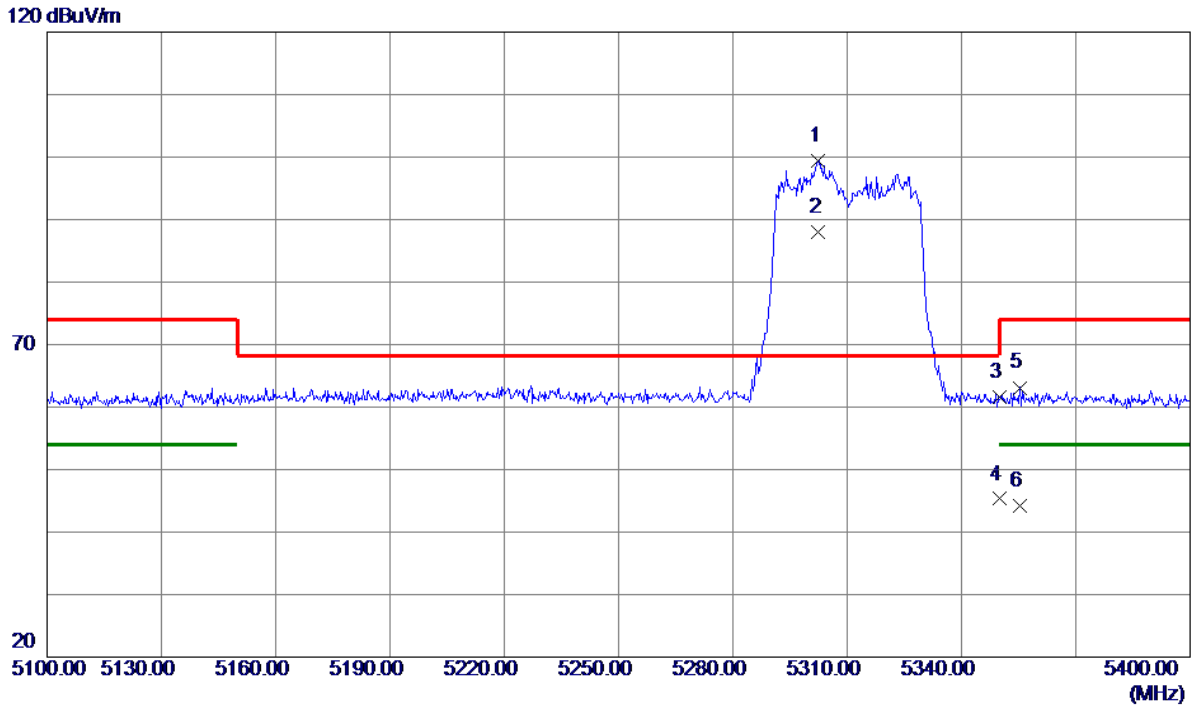

No.	Freq.	Reading Level	Correct Factor	Measure ment	Limit	Margin		
	MHz	dBuV/m	dB	dBuV/m	dBuV/m	dB	Detector	Comment
1 *	5302.5000	60.59	38.89	99.48	68.30	31.18	Peak	
2	5302.5000	49.08	38.89	87.97	999.00	-911.03	AVG	
3	5350.0000	22.61	38.91	61.52	74.00	-12.48	Peak	
4	5350.0000	6.39	38.91	45.30	54.00	-8.70	AVG	
5	5355.3000	24.19	38.91	63.10	74.00	-10.90	Peak	
6	5355.3000	5.32	38.91	44.23	54.00	-9.77	AVG	

REMARKS:
(1) Measurement Value = Reading Level + Correct Factor.
(2) Margin Level = Measurement Value - Limit Value.

Test Mode	UNII-2A_TX AX(HE40) Mode 5310 MHz	Polarization	Vertical

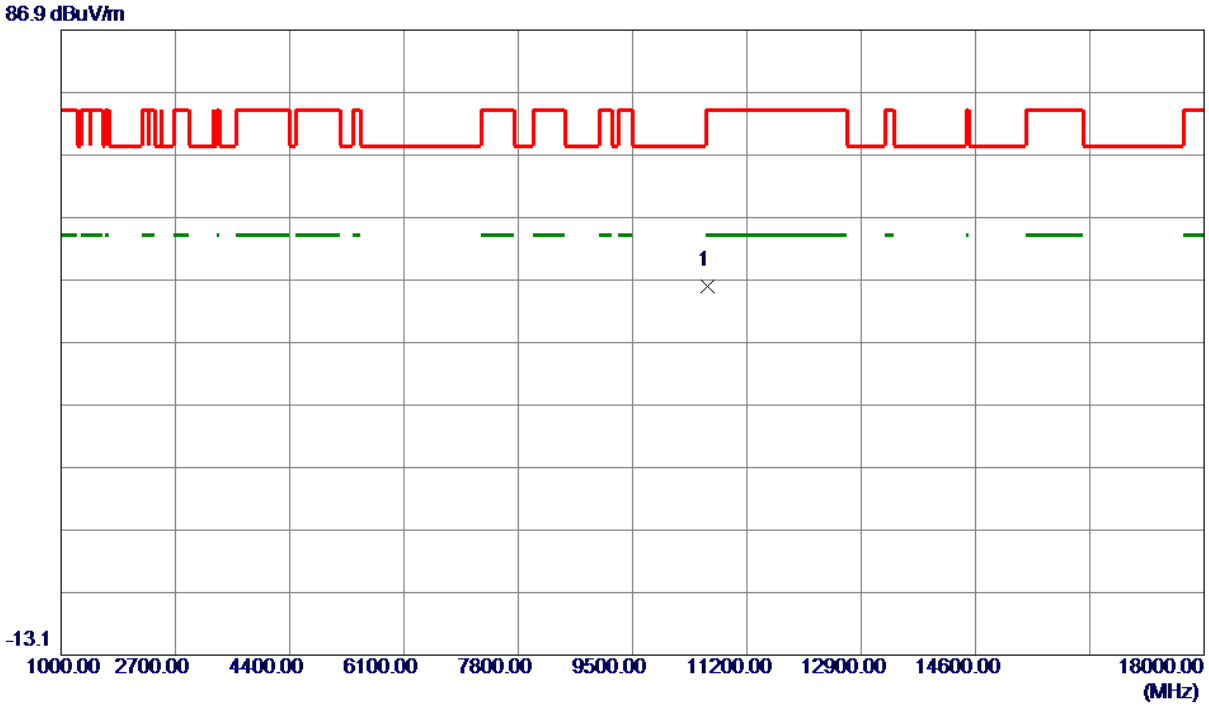

No.	Freq.	Reading Level	Correct Factor	Measure ment	Limit	Margin		
	MHz	dBuV/m	dB	dBuV/m	dBuV/m	dB	Detector	Comment
1 *	10620.0000	52.07	-6.07	46.00	74.00	-28.00	Peak	

REMARKS:
(1) Measurement Value = Reading Level + Correct Factor.
(2) Margin Level = Measurement Value - Limit Value.

Test Mode	UNII-2A_TX AX(HE40) Mode 5310 MHz	Polarization	Horizontal

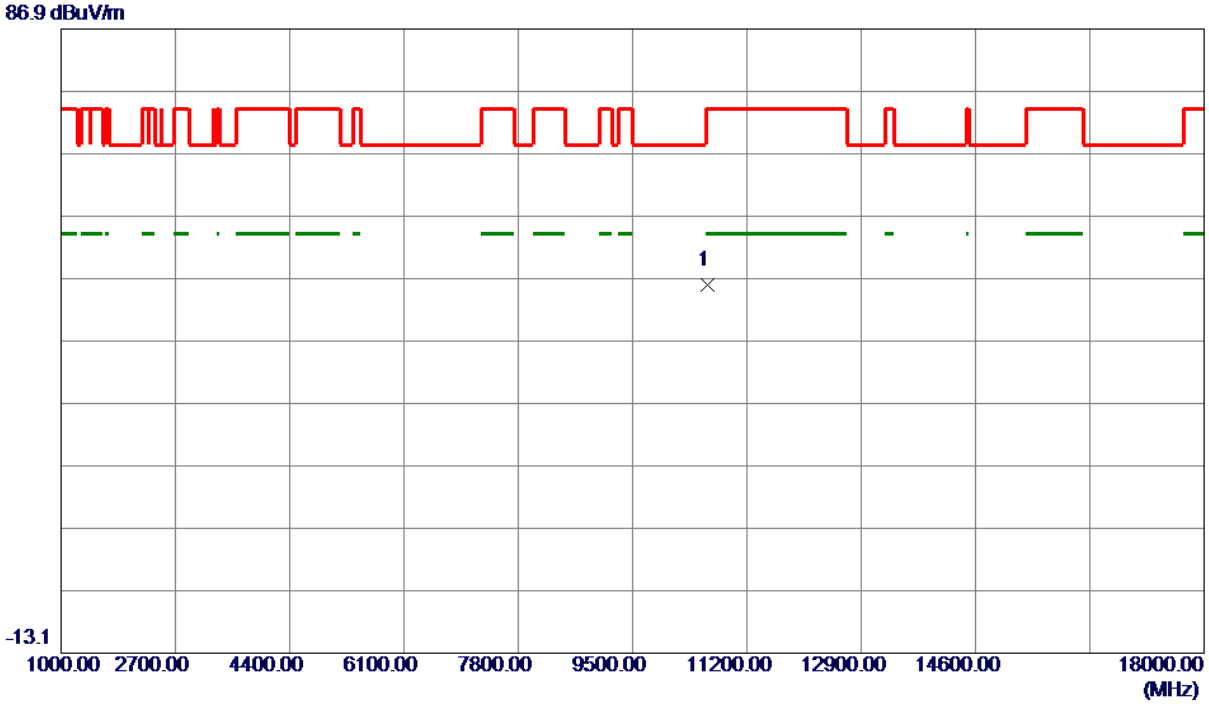

No.	Freq.	Reading Level	Correct Factor	Measure ment	Limit	Margin		
	MHz	dBuV/m	dB	dBuV/m	dBuV/m	dB	Detector	Comment
1 *	10620.0000	51.95	-6.07	45.88	74.00	-28.12	Peak	

REMARKS:
(1) Measurement Value = Reading Level + Correct Factor.
(2) Margin Level = Measurement Value - Limit Value.

Test Mode	UNII-2A_TX AX(HE80) Mode 5290 MHz	Polarization	Vertical

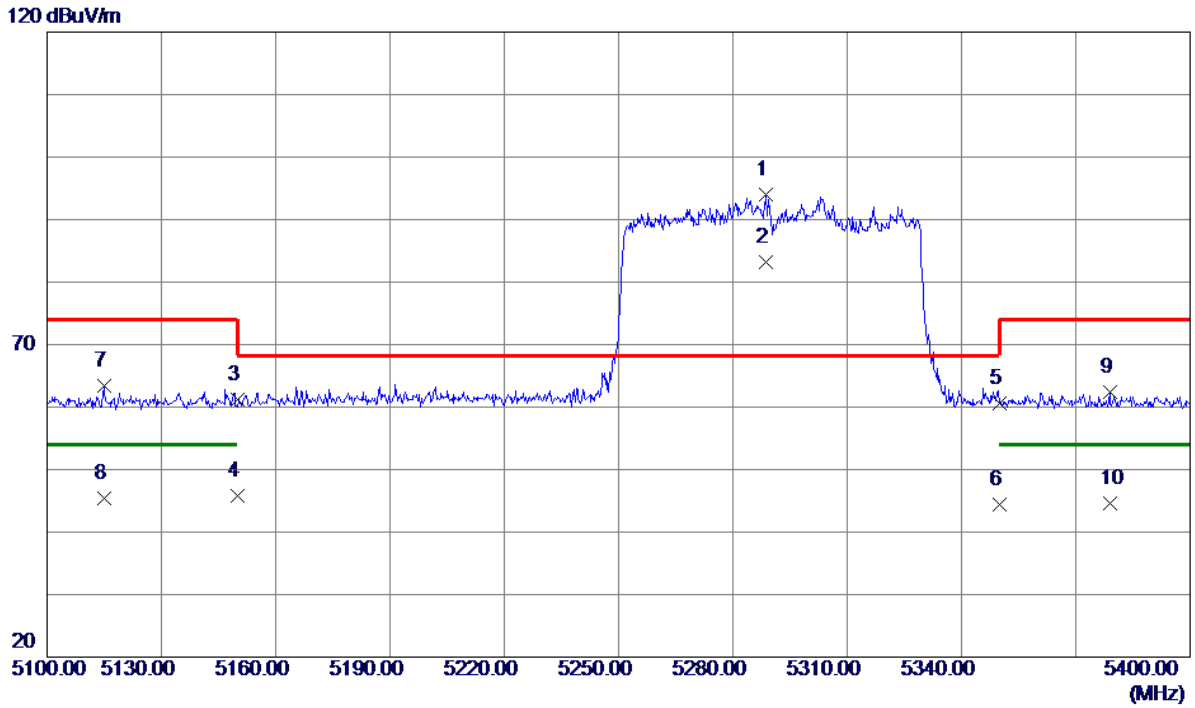

No.	Freq.	Reading Level	Correct Factor	Measure ment	Limit	Margin		
	MHz	dBuV/m	dB	dBuV/m	dBuV/m	dB	Detector	Comment
1 *	5288.7000	55.03	38.88	93.91	68.30	25.61	Peak	
2	5288.7000	44.39	38.88	83.27	999.00	-915.73	AVG	
3	5150.0000	22.38	38.82	61.20	74.00	-12.80	Peak	
4	5150.0000	7.00	38.82	45.82	54.00	-8.18	AVG	
5	5350.0000	21.62	38.91	60.53	74.00	-13.47	Peak	
6	5350.0000	5.54	38.91	44.45	54.00	-9.55	AVG	
7	5114.8500	24.56	38.81	63.37	74.00	-10.63	Peak	
8	5114.8500	6.65	38.81	45.46	54.00	-8.54	AVG	
9	5378.8500	23.40	38.92	62.32	74.00	-11.68	Peak	
10	5378.8500	5.66	38.92	44.58	54.00	-9.42	AVG	

REMARKS:
(1) Measurement Value = Reading Level + Correct Factor.
(2) Margin Level = Measurement Value - Limit Value.

Test Mode	UNII-2A_TX AX(HE80) Mode 5290 MHz	Polarization	Vertical

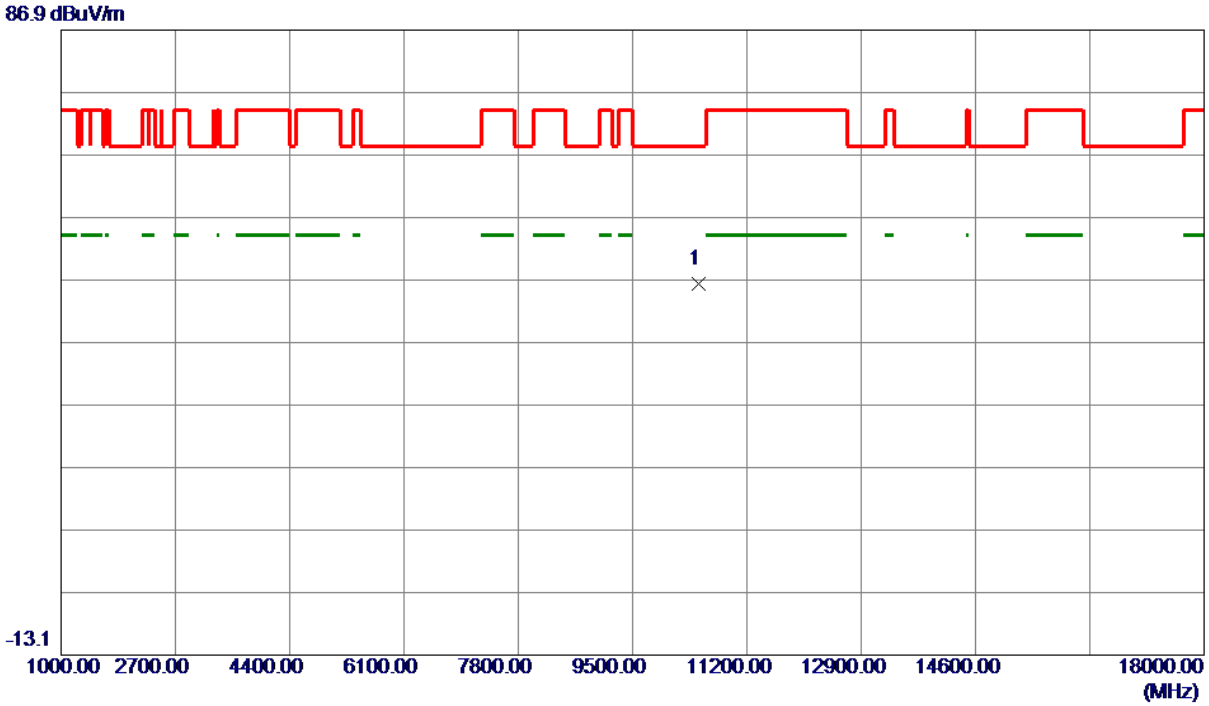

No.	Freq.	Reading Level	Correct Factor	Measure ment	Limit	Margin		
	MHz	dBuV/m	dB	dBuV/m	dBuV/m	dB	Detector	Comment
1 *	10480.0000	52.37	-6.16	46.21	68.30	-22.09	Peak	

REMARKS:
(1) Measurement Value = Reading Level + Correct Factor.
(2) Margin Level = Measurement Value - Limit Value.

Test Mode	UNII-2A_TX AX(HE80) Mode 5290 MHz	Polarization	Horizontal

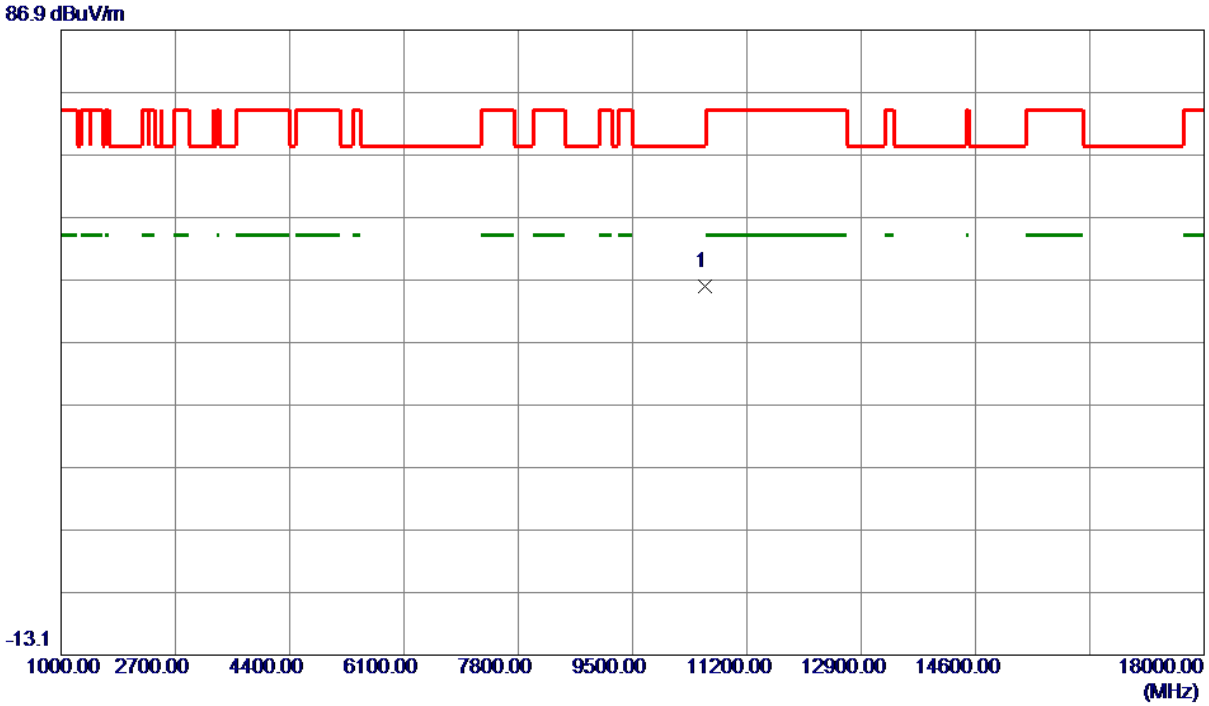

No.	Freq.	Reading Level	Correct Factor	Measure ment	Limit	Margin		
	MHz	dBuV/m	dB	dBuV/m	dBuV/m	dB	Detector	Comment
1 *	10580.0000	52.00	-6.09	45.91	68.30	-22.39	Peak	

REMARKS:
(1) Measurement Value = Reading Level + Correct Factor.
(2) Margin Level = Measurement Value - Limit Value.

Test Mode	UNII-2A_TX BE(EHT20) Mode 5260 MHz	Polarization	Vertical

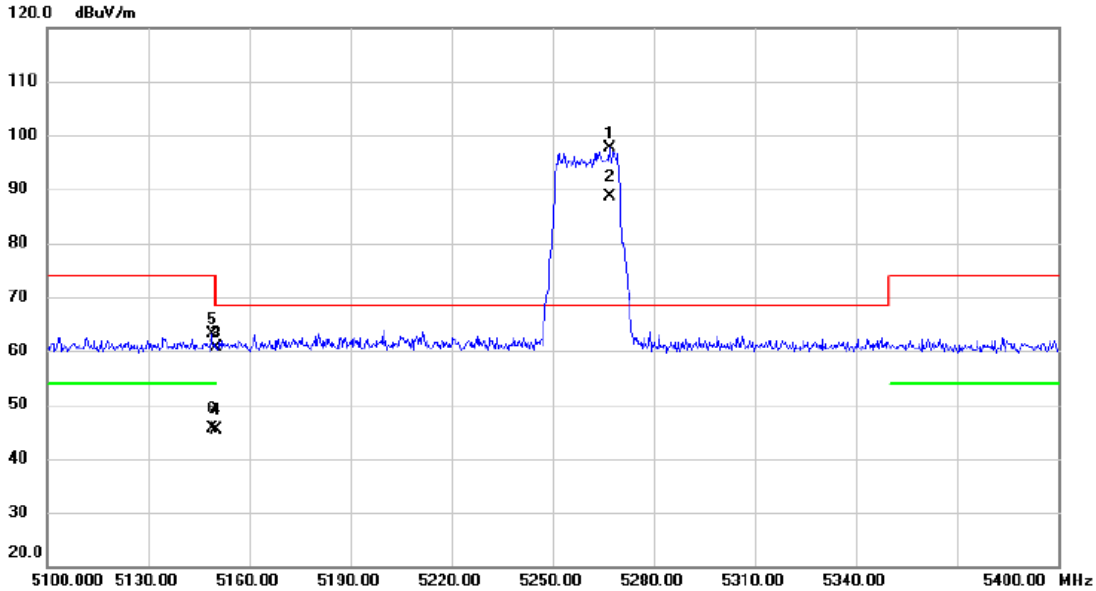

No.	Mk.	Freq.	Reading Level	Correct Factor	Measure-ment	Limit	Margin		Antenna Height	Table Degree	
		MHz	dBuV	dB	dBuV/m	dBuV/m	dB	Detector	cm	degree	Comment
1	*	5266.950	58.78	38.87	97.65	68.30	29.35	peak			
2	X	5266.950	49.73	38.87	88.60	68.30	20.30	AVG			
3		5150.000	21.73	38.82	60.55	74.00	-13.45	peak			
4		5150.000	6.64	38.82	45.46	54.00	-8.54	AVG			
5		5149.050	24.27	38.82	63.09	74.00	-10.91	peak			
6		5149.050	6.86	38.82	45.68	54.00	-8.32	AVG			

REMARKS:
(1) Measurement Value = Reading Level + Correct Factor.
(2) Margin Level = Measurement Value - Limit Value.

Test Mode	UNII-2A_TX BE(EHT20) Mode 5300 MHz	Polarization	Vertical

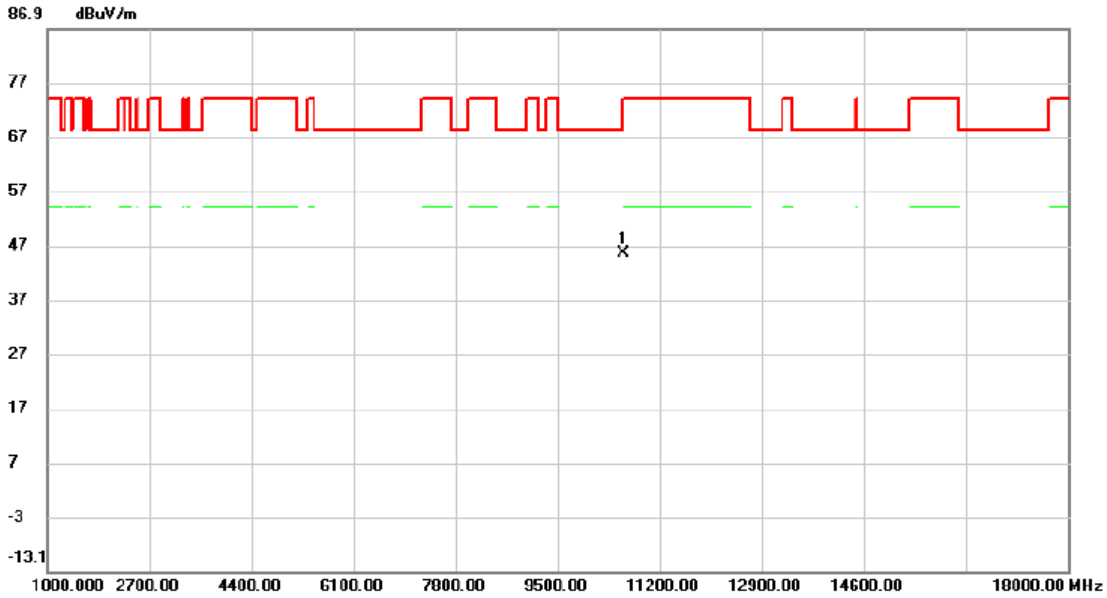

No.	Mk.	Freq.	Reading Level	Correct Factor	Measure-ment	Limit	Margin		Antenna Height	Table Degree	
		MHz	dBuV	dB/m	dBuV/m	dBuV/m	dB	Detector	cm	degree	Comment
1	*	10600.000	51.74	-6.09	45.65	68.30	-22.65	peak			

REMARKS:
(1) Measurement Value = Reading Level + Correct Factor.
(2) Margin Level = Measurement Value - Limit Value.

Test Mode	UNII-2A_TX BE(EHT20) Mode 5300 MHz	Polarization	Horizontal

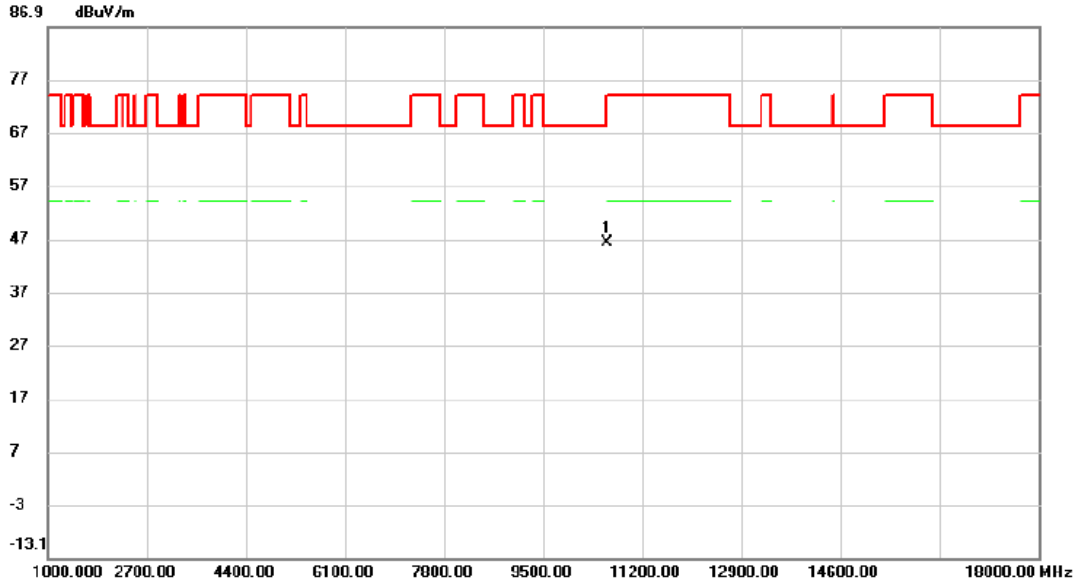

No.	Mk.	Freq.	Reading Level	Correct Factor	Measure-ment	Limit	Margin		Antenna Height	Table Degree	
		MHz	dBuV	dB/m	dBuV/m	dBuV/m	dB	Detector	cm	degree	Comment
1	*	10600.000	52.29	-6.09	46.20	68.30	-22.10	peak			

REMARKS:
(1) Measurement Value = Reading Level + Correct Factor.
(2) Margin Level = Measurement Value - Limit Value.

Test Mode	UNII-2A_TX BE(EHT20) Mode 5320 MHz	Polarization	Vertical

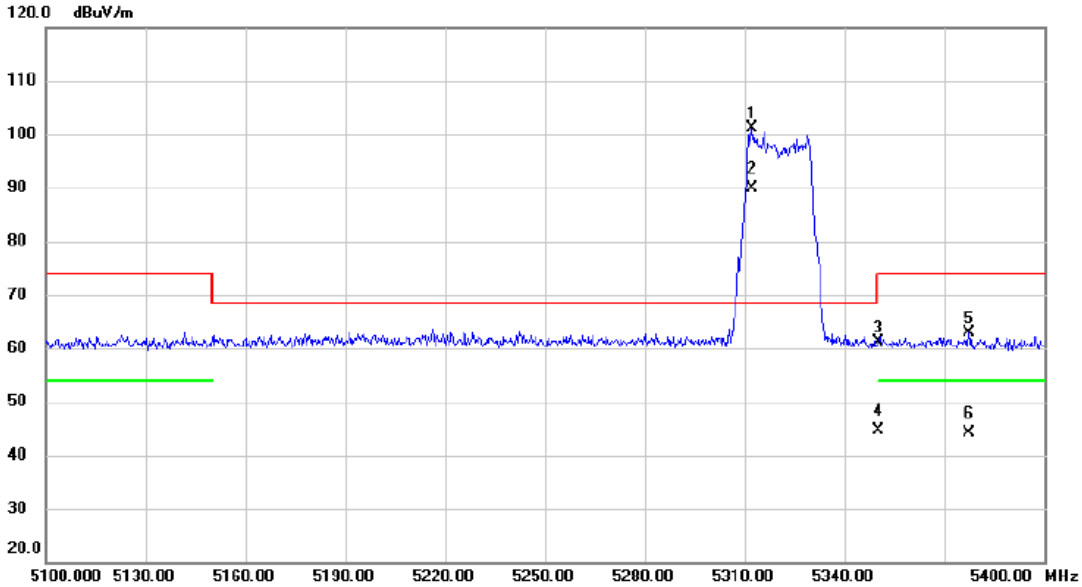

No.	Mk.	Freq.	Reading Level	Correct Factor	Measure-ment	Limit	Margin		Antenna Height	Table Degree	
		MHz	dBuV	dB	dBuV/m	dBuV/m	dB	Detector	cm	degree	Comment
1	*	5312.250	62.27	38.89	101.16	68.30	32.86	peak			
2	X	5312.250	50.87	38.89	89.76	68.30	21.46	AVG			
3		5350.000	22.11	38.91	61.02	74.00	-12.98	peak			
4		5350.000	5.81	38.91	44.72	54.00	-9.28	AVG			
5		5377.500	24.03	38.92	62.95	74.00	-11.05	peak			
6		5377.500	5.09	38.92	44.01	54.00	-9.99	AVG			

REMARKS:
(1) Measurement Value = Reading Level + Correct Factor.
(2) Margin Level = Measurement Value - Limit Value.

Test Mode	UNII-2A_TX BE(EHT20) Mode 5320 MHz	Polarization	Vertical

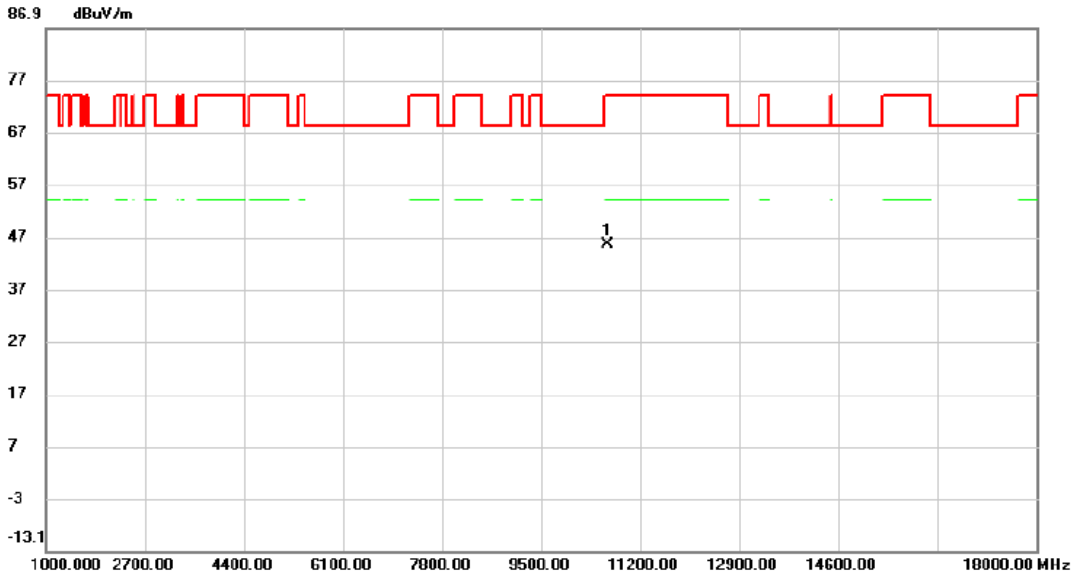

No.	Mk.	Freq.	Reading Level	Correct Factor	Measure-ment	Limit	Margin		Antenna Height	Table Degree	
		MHz	dBuV	dB/m	dBuV/m	dBuV/m	dB	Detector	cm	degree	Comment
1	*	10640.000	51.67	-6.06	45.61	74.00	-28.39	peak			

REMARKS:
(1) Measurement Value = Reading Level + Correct Factor.
(2) Margin Level = Measurement Value - Limit Value.

Test Mode	UNII-2A_TX BE(EHT20) Mode 5320 MHz	Polarization	Horizontal

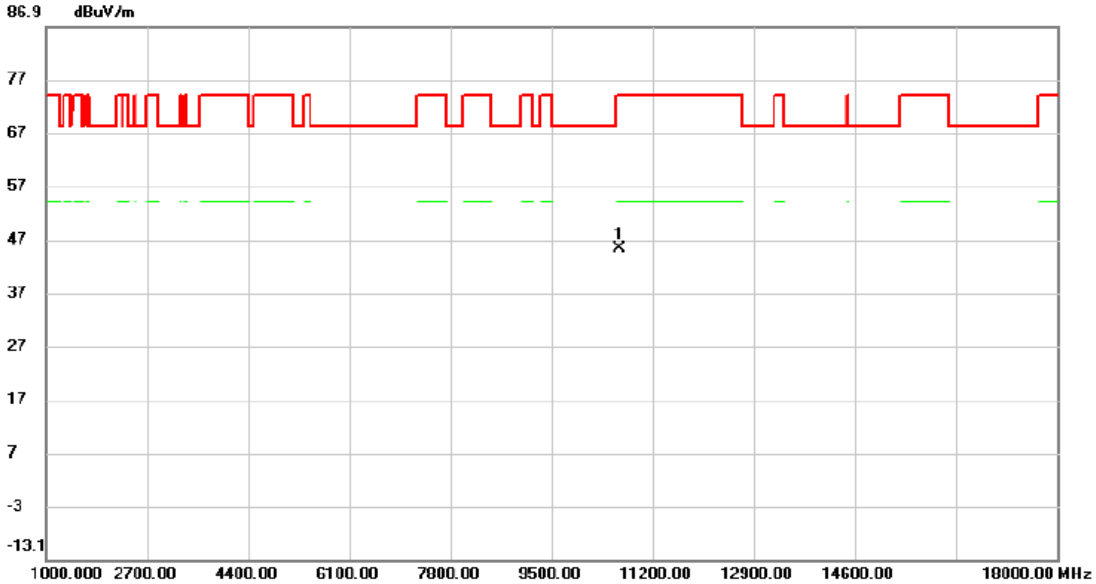

No.	Mk.	Freq.	Reading Level	Correct Factor	Measure-ment	Limit	Margin		Antenna Height	Table Degree	
		MHz	dBuV	dB/m	dBuV/m	dBuV/m	dB	Detector	cm	degree	Comment
1	*	10640.000	51.25	-6.06	45.19	74.00	-28.81	peak			

REMARKS:
(1) Measurement Value = Reading Level + Correct Factor.
(2) Margin Level = Measurement Value - Limit Value.

Test Mode	UNII-2A_TX BE(EHT40) Mode 5270 MHz	Polarization	Vertical

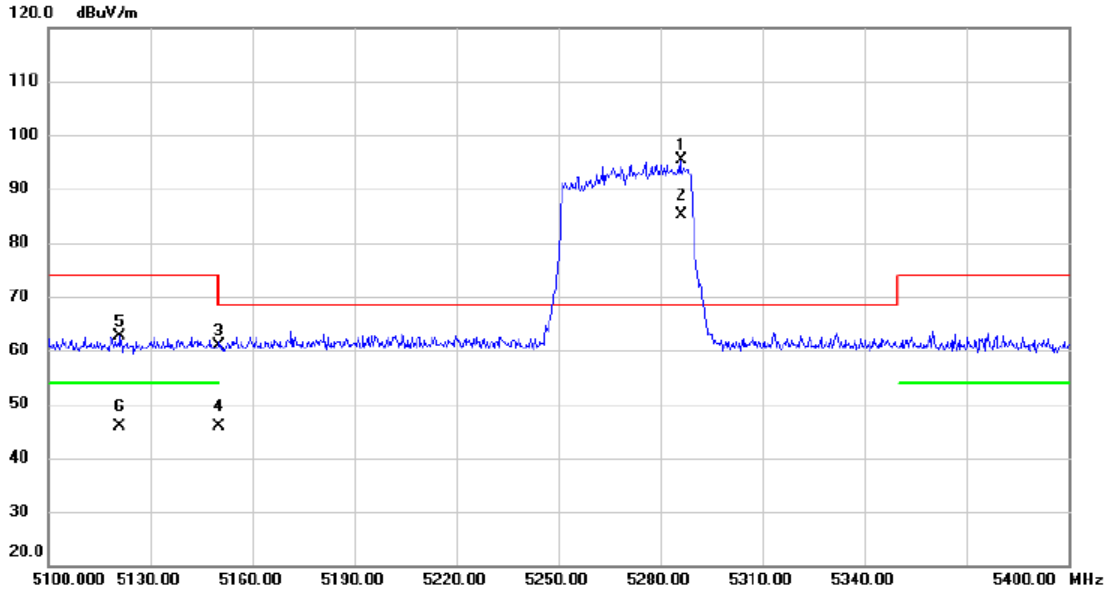

No.	Mk.	Freq.	Reading Level	Correct Factor	Measure-ment	Limit	Margin		Antenna Height	Table Degree	
		MHz	dBuV	dB	dBuV/m	dBuV/m	dB	Detector	cm	degree	Comment
1	*	5286.000	56.57	38.88	95.45	68.30	27.15	peak			
2	X	5286.000	46.33	38.88	85.21	68.30	16.91	AVG			
3		5150.000	22.13	38.82	60.95	74.00	-13.05	peak			
4		5150.000	7.00	38.82	45.82	54.00	-8.18	AVG			
5		5121.150	23.84	38.81	62.65	74.00	-11.35	peak			
6		5121.150	6.99	38.81	45.80	54.00	-8.20	AVG			

REMARKS:
(1) Measurement Value = Reading Level + Correct Factor.
(2) Margin Level = Measurement Value - Limit Value.

Test Mode	UNII-2A_TX BE(EHT40) Mode 5270 MHz	Polarization	Vertical

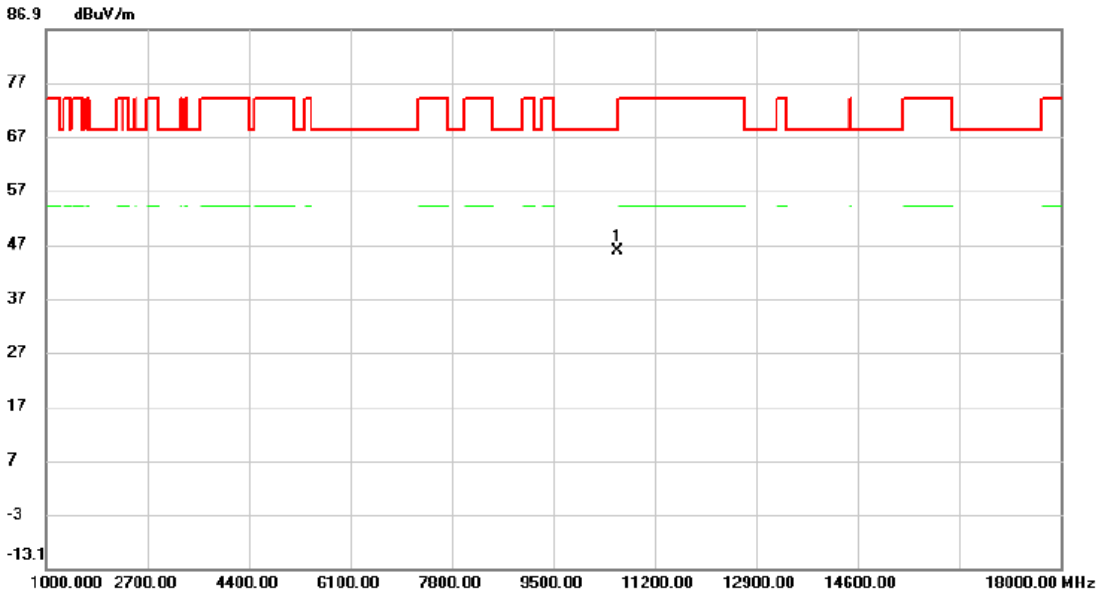

No.	Mk.	Freq.	Reading Level	Correct Factor	Measure-ment	Limit	Margin		Antenna Height	Table Degree	
		MHz	dBuV	dB/m	dBuV/m	dBuV/m	dB	Detector	cm	degree	Comment
1	*	10570.000	51.99	-6.10	45.89	68.30	-22.41	peak			

REMARKS:
(1) Measurement Value = Reading Level + Correct Factor.
(2) Margin Level = Measurement Value - Limit Value.

Test Mode	UNII-2A_TX BE(EHT40) Mode 5270 MHz	Polarization	Horizontal

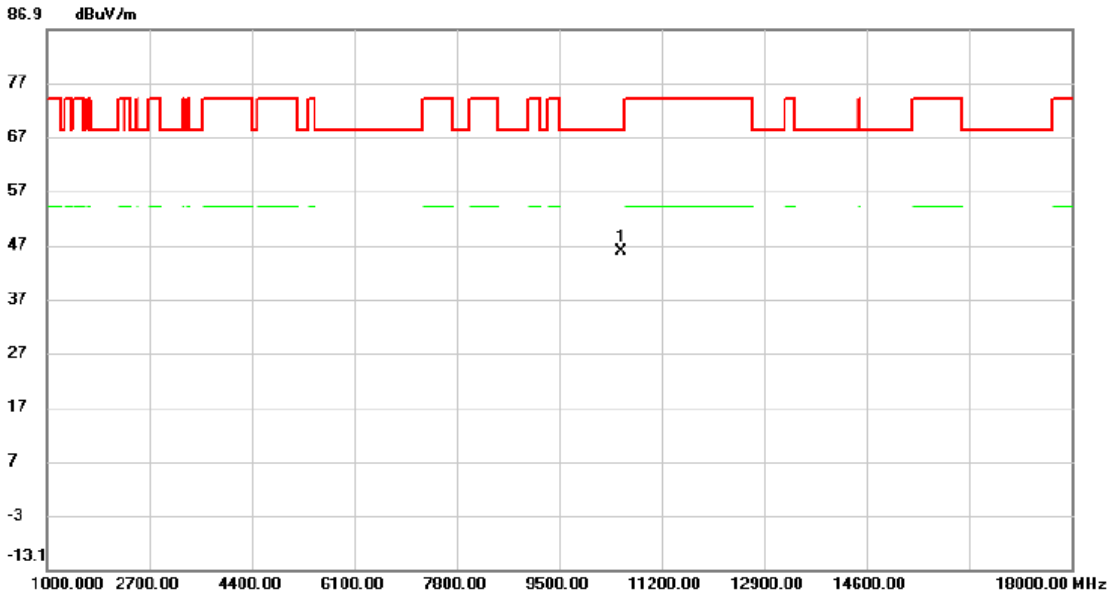

No.	Mk.	Freq.	Reading Level	Correct Factor	Measure-ment	Limit	Margin		Antenna Height	Table Degree	
		MHz	dBuV	dB/m	dBuV/m	dBuV/m	dB	Detector	cm	degree	Comment
1	*	10540.000	51.79	-6.11	45.68	68.30	-22.62	peak			

REMARKS:
(1) Measurement Value = Reading Level + Correct Factor.
(2) Margin Level = Measurement Value - Limit Value.

Test Mode	UNII-2A_TX BE(EHT40) Mode 5310 MHz	Polarization	Vertical

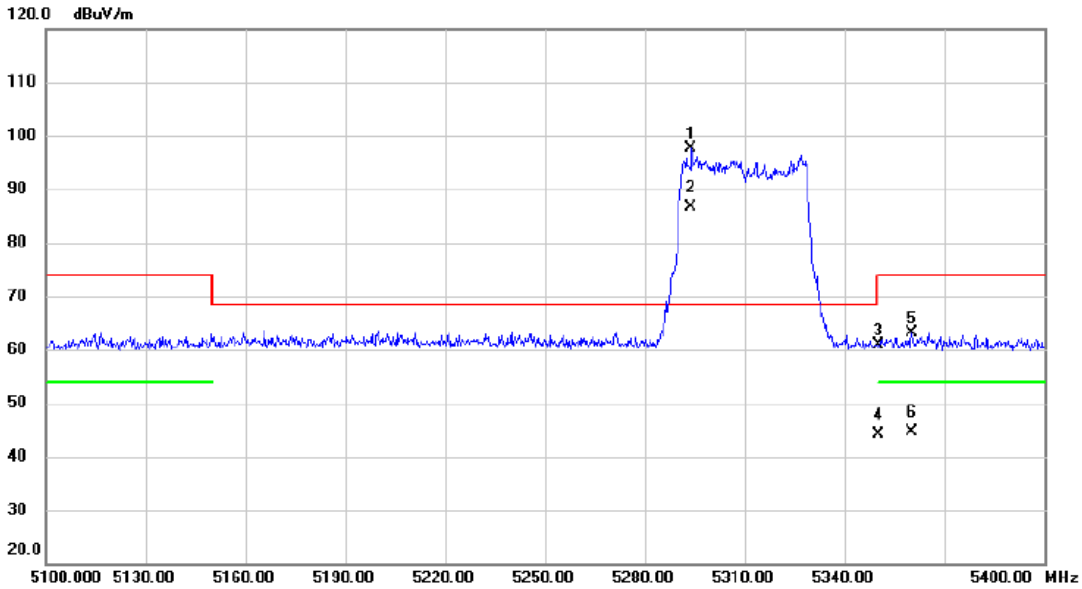

No.	Mk.	Freq.	Reading Level	Correct Factor	Measure-ment	Limit	Margin		Antenna Height	Table Degree	
		MHz	dBuV	dB	dBuV/m	dBuV/m	dB	Detector	cm	degree	Comment
1	*	5293.950	58.67	38.88	97.55	68.30	29.25	peak			
2	X	5293.950	47.84	38.88	86.72	68.30	18.42	AVG			
3		5350.000	22.07	38.91	60.98	74.00	-13.02	peak			
4		5350.000	5.32	38.91	44.23	54.00	-9.77	AVG			
5		5360.250	24.32	38.91	63.23	74.00	-10.77	peak			
6		5360.250	5.82	38.91	44.73	54.00	-9.27	AVG			

REMARKS:
(1) Measurement Value = Reading Level + Correct Factor.
(2) Margin Level = Measurement Value - Limit Value.

Test Mode	UNII-2A_TX BE(EHT40) Mode 5310 MHz	Polarization	Vertical

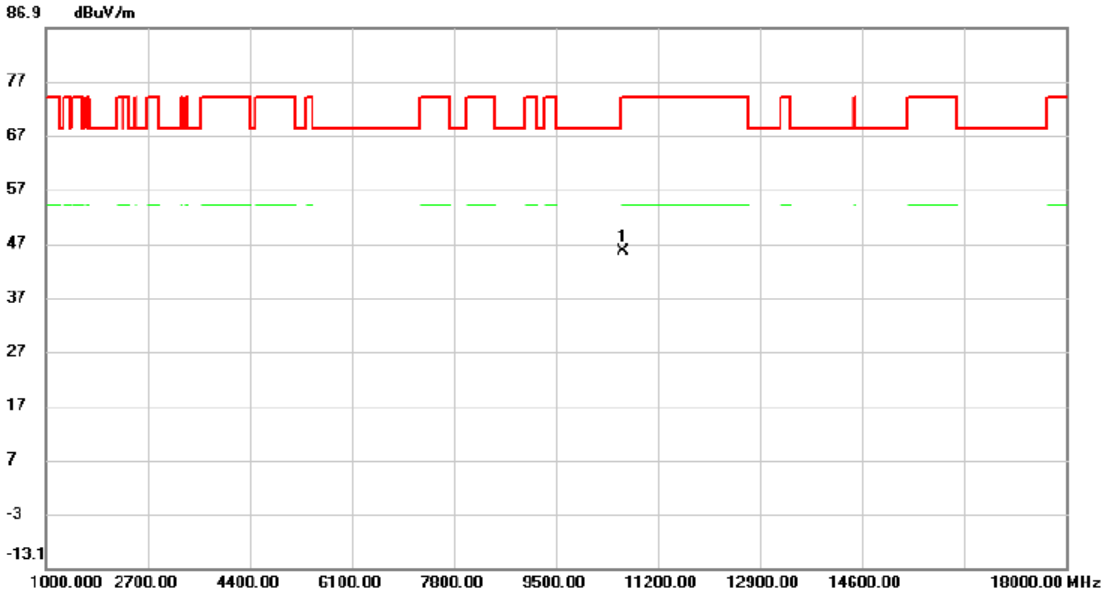

No.	Mk.	Freq.	Reading Level	Correct Factor	Measure-ment	Limit	Margin		Antenna Height	Table Degree	
		MHz	dBuV	dB/m	dBuV/m	dBuV/m	dB	Detector	cm	degree	Comment
1	*	10620.000	51.61	-6.07	45.54	74.00	-28.46	peak			

REMARKS:
(1) Measurement Value = Reading Level + Correct Factor.
(2) Margin Level = Measurement Value - Limit Value.

Test Mode	UNII-2A_TX BE(EHT40) Mode 5310 MHz	Polarization	Horizontal

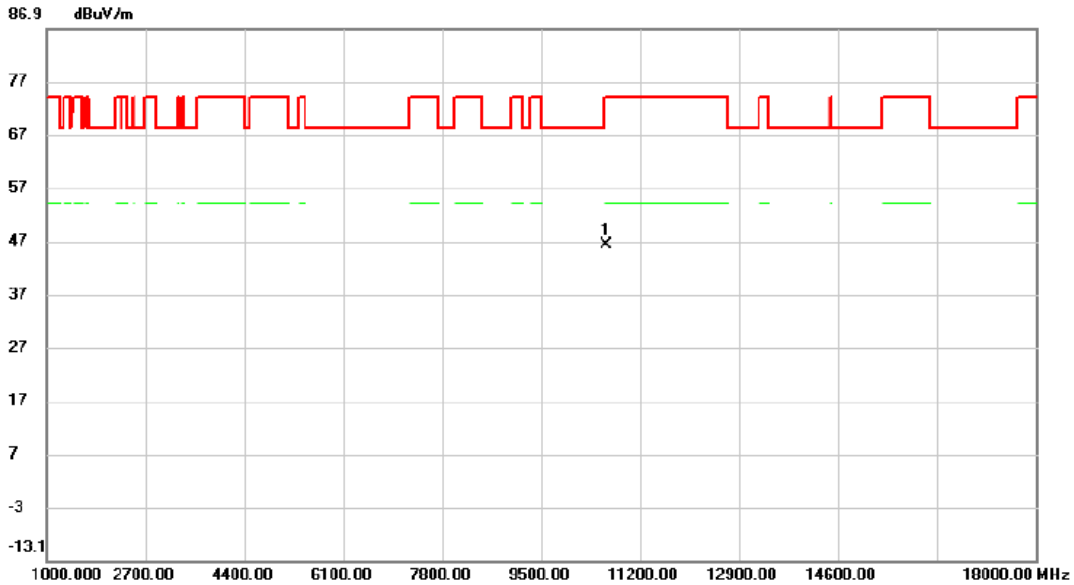

No.	Mk.	Freq.	Reading Level	Correct Factor	Measure-ment	Limit	Margin		Antenna Height	Table Degree	
		MHz	dBuV	dB/m	dBuV/m	dBuV/m	dB	Detector	cm	degree	Comment
1	*	10620.000	52.23	-6.07	46.16	74.00	-27.84	peak			

REMARKS:
(1) Measurement Value = Reading Level + Correct Factor.
(2) Margin Level = Measurement Value - Limit Value.

Test Mode	UNII-2A_TX BE(EHT80) Mode 5290 MHz	Polarization	Vertical

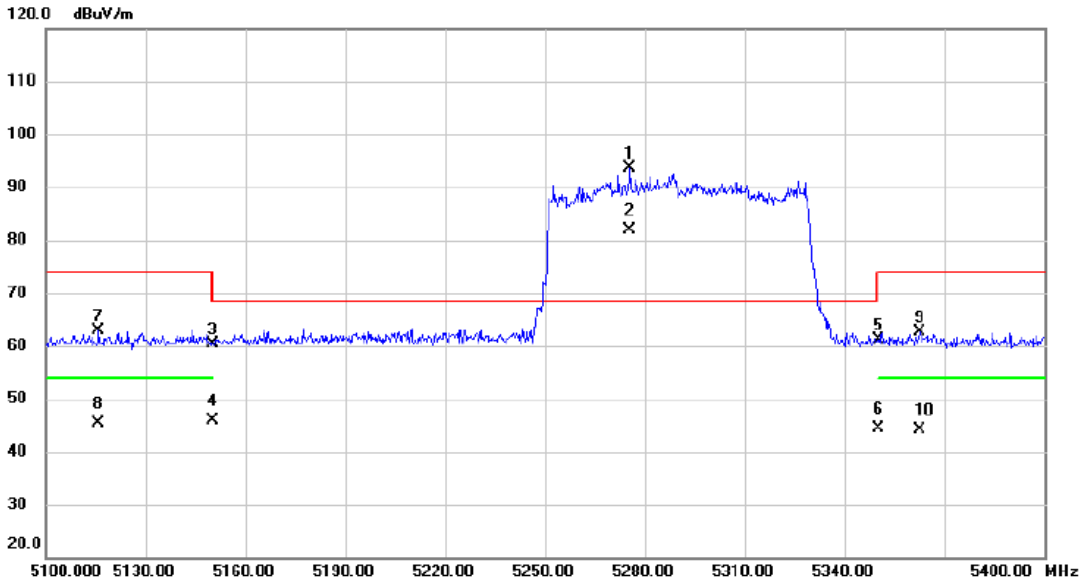

No.	Mk.	Freq.	Reading Level	Correct Factor	Measure-ment	Limit	Margin		Antenna Height	Table Degree	
		MHz	dBuV	dB	dBuV/m	dBuV/m	dB	Detector	cm	degree	Comment
1	*	5275.500	54.71	38.87	93.58	68.30	25.28	peak			
2	X	5275.500	43.07	38.87	81.94	68.30	13.64	AVG			
3		5150.000	21.66	38.82	60.48	74.00	-13.52	peak			
4		5150.000	7.17	38.82	45.99	54.00	-8.01	AVG			
5		5350.000	22.17	38.91	61.08	74.00	-12.92	peak			
6		5350.000	5.43	38.91	44.34	54.00	-9.66	AVG			
7		5115.900	24.13	38.81	62.94	74.00	-11.06	peak			
8		5115.900	6.62	38.81	45.43	54.00	-8.57	AVG			
9		5362.500	23.72	38.91	62.63	74.00	-11.37	peak			
10		5362.500	5.12	38.91	44.03	54.00	-9.97	AVG			

REMARKS:
(1) Measurement Value = Reading Level + Correct Factor.
(2) Margin Level = Measurement Value - Limit Value.

Test Mode	UNII-2A_TX BE(EHT80) Mode 5290 MHz	Polarization	Vertical

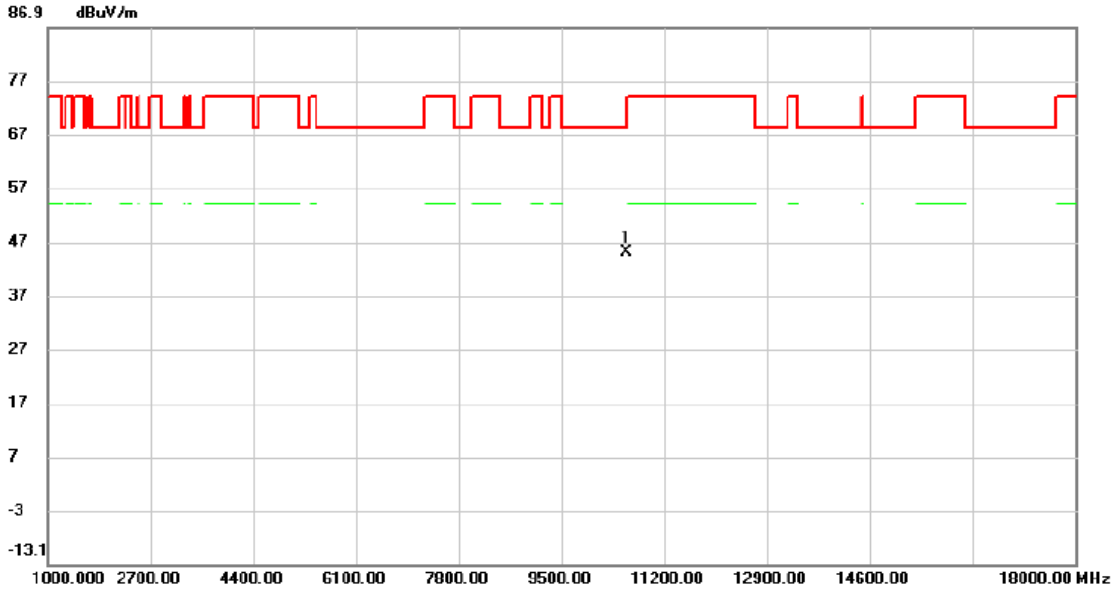

No.	Mk.	Freq.	Reading Level	Correct Factor	Measure-ment	Limit	Margin		Antenna Height	Table Degree	
		MHz	dBuV	dB/m	dBuV/m	dBuV/m	dB	Detector	cm	degree	Comment
1	*	10580.000	51.02	-6.09	44.93	68.30	-23.37	peak			

REMARKS:
(1) Measurement Value = Reading Level + Correct Factor.
(2) Margin Level = Measurement Value - Limit Value.

Test Mode	UNII-2A_TX BE(EHT80) Mode 5290 MHz	Polarization	Horizontal

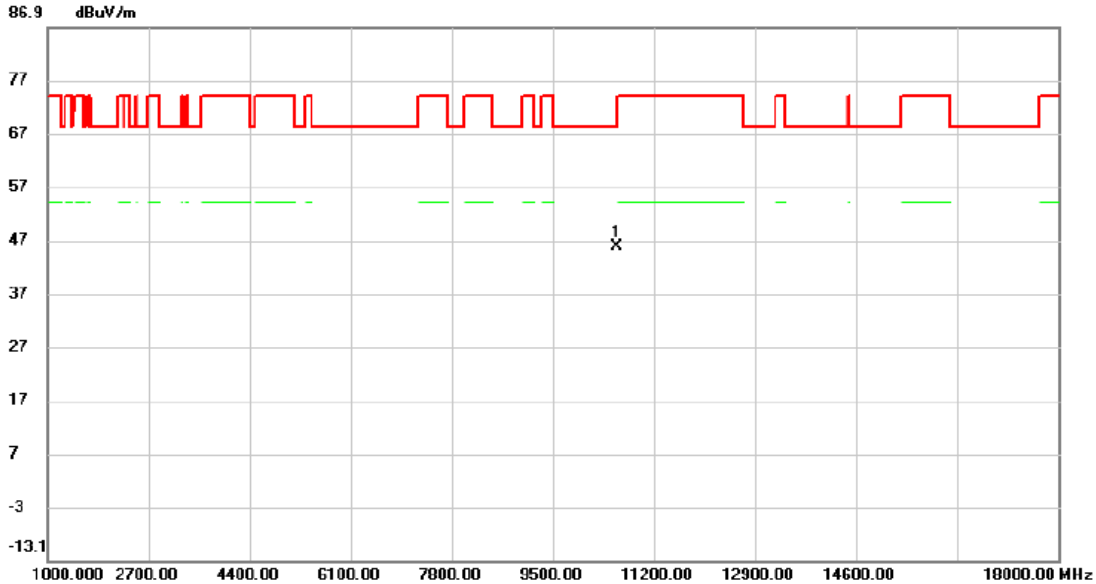

No.	Mk.	Freq.	Reading Level	Correct Factor	Measure-ment	Limit	Margin		Antenna Height	Table Degree	
		MHz	dBuV	dB/m	dBuV/m	dBuV/m	dB	Detector	cm	degree	Comment
1	*	10580.000	51.86	-6.09	45.77	68.30	-22.53	peak			

REMARKS:
(1) Measurement Value = Reading Level + Correct Factor.
(2) Margin Level = Measurement Value - Limit Value.

Test Mode	UNII-1+UNII-2A_TX AX(HE160) Mode 5250 MHz	Polarization	Vertical

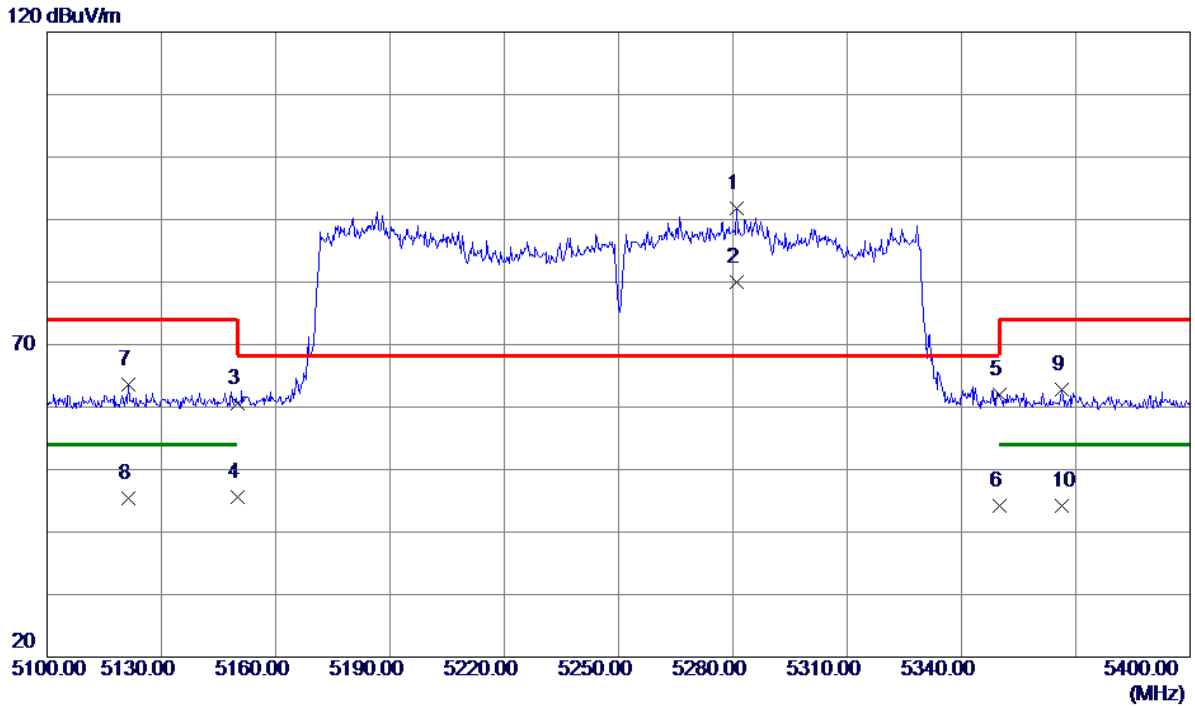

No.	Freq.	Reading Level	Correct Factor	Measure ment	Limit	Margin		
	MHz	dBuV/m	dB	dBuV/m	dBuV/m	dB	Detector	Comment
1 *	5280.9000	52.97	38.88	91.85	68.30	23.55	Peak	
2	5280.9000	41.18	38.88	80.06	999.00	-918.94	AVG	
3	5150.0000	21.77	38.82	60.59	74.00	-13.41	Peak	
4	5150.0000	6.82	38.82	45.64	54.00	-8.36	AVG	
5	5350.0000	23.08	38.91	61.99	74.00	-12.01	Peak	
6	5350.0000	5.38	38.91	44.29	54.00	-9.71	AVG	
7	5121.3000	24.70	38.81	63.51	74.00	-10.49	Peak	
8	5121.3000	6.64	38.81	45.45	54.00	-8.55	AVG	
9	5366.4000	23.81	38.91	62.72	74.00	-11.28	Peak	
10	5366.4000	5.35	38.91	44.26	54.00	-9.74	AVG	

REMARKS:
(1) Measurement Value = Reading Level + Correct Factor.
(2) Margin Level = Measurement Value - Limit Value.

Test Mode	UNII-1+UNII-2A_TX AX(HE160) Mode 5250 MHz	Polarization	Vertical

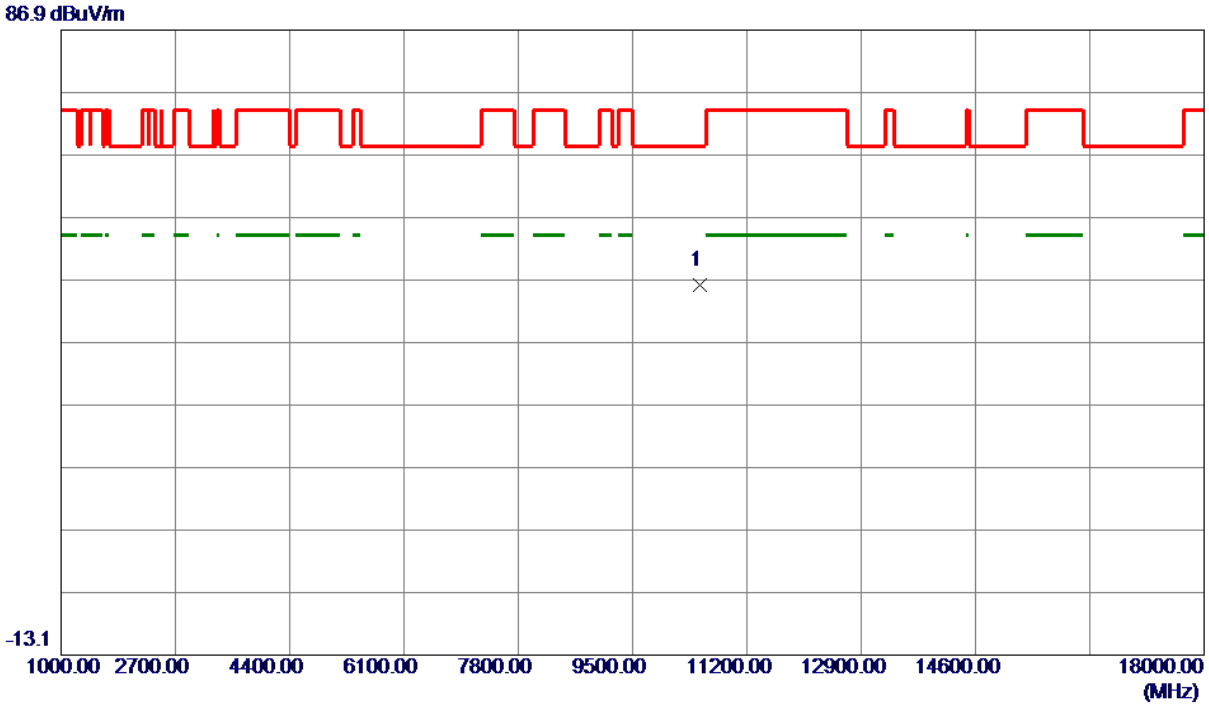

No.	Freq.	Reading Level	Correct Factor	Measure ment	Limit	Margin		
	MHz	dBuV/m	dB	dBuV/m	dBuV/m	dB	Detector	Comment
1 *	10500.0000	52.29	-6.14	46.15	68.30	-22.15	Peak	

REMARKS:
(1) Measurement Value = Reading Level + Correct Factor.
(2) Margin Level = Measurement Value - Limit Value.

Test Mode	UNII-1+UNII-2A_TX AX(HE160) Mode 5250 MHz	Polarization	Horizontal

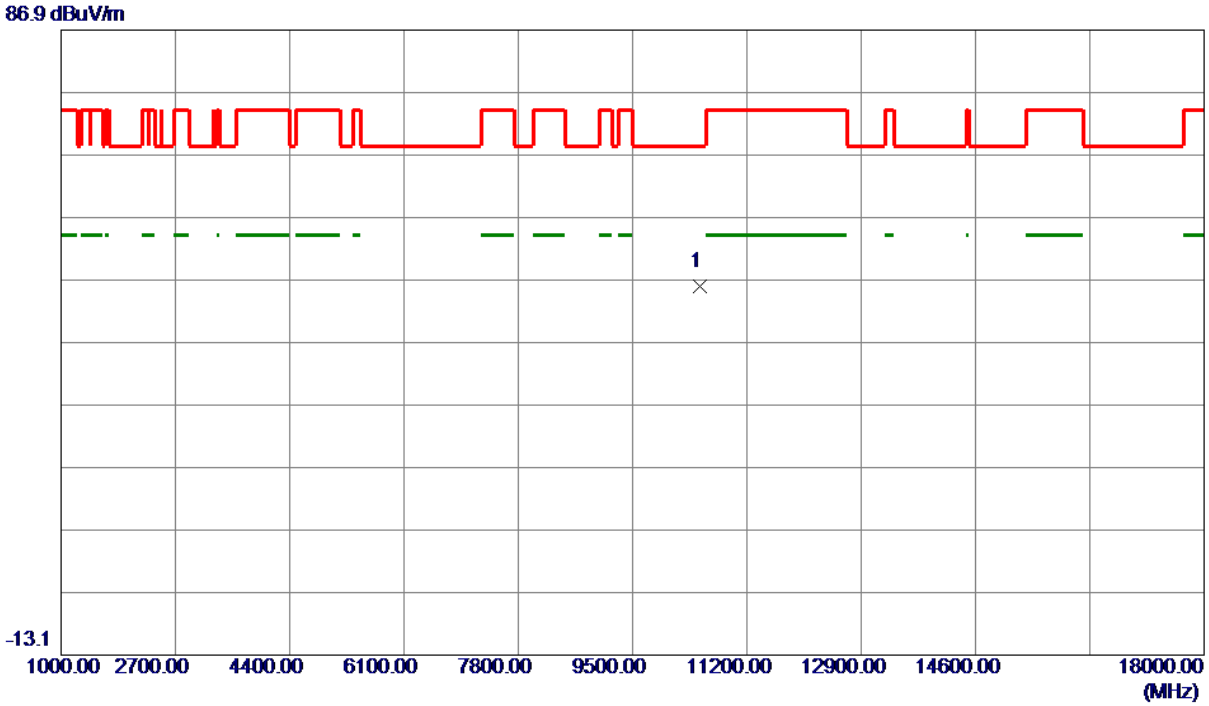

No.	Freq.	Reading Level	Correct Factor	Measure ment	Limit	Margin		
	MHz	dBuV/m	dB	dBuV/m	dBuV/m	dB	Detector	Comment
1 *	10500.0000	52.04	-6.14	45.90	68.30	-22.40	Peak	

REMARKS:
(1) Measurement Value = Reading Level + Correct Factor.
(2) Margin Level = Measurement Value - Limit Value.

Test Mode	UNII-1+UNII-2A_TX BE(EHT160) Mode 5250 MHz	Polarization	Vertical

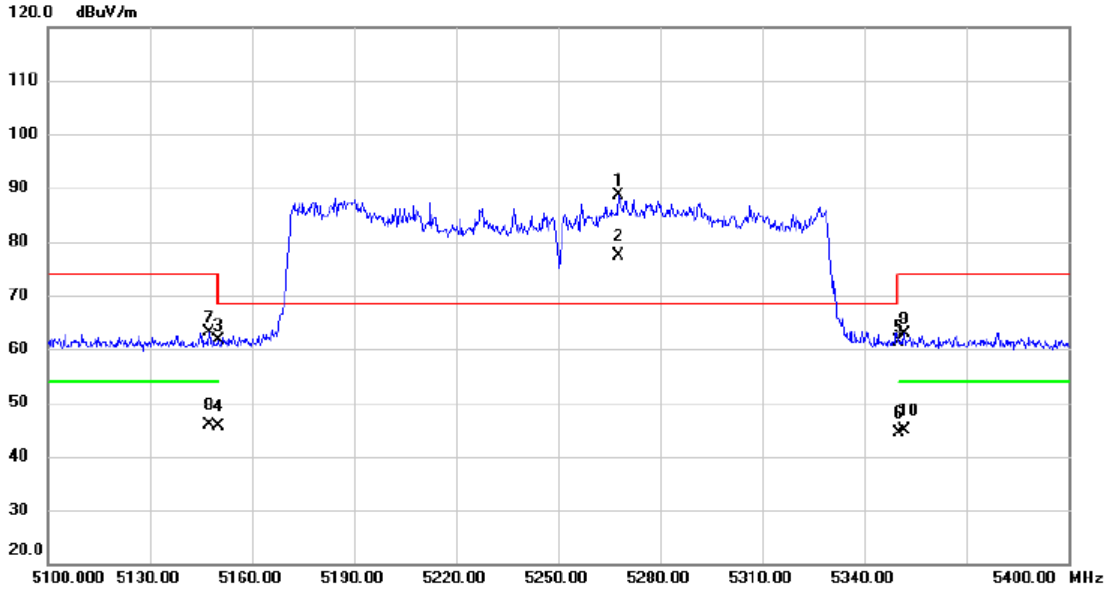

No.	Mk.	Freq.	Reading Level	Correct Factor	Measure-ment	Limit	Margin		Antenna Height	Table Degree	
		MHz	dBuV	dB	dBuV/m	dBuV/m	dB	Detector	cm	degree	Comment
1	*	5267.850	49.65	38.87	88.52	68.30	20.22	peak			
2	X	5267.850	38.61	38.87	77.48	68.30	9.18	AVG			
3		5150.000	22.77	38.82	61.59	74.00	-12.41	peak			
4		5150.000	6.93	38.82	45.75	54.00	-8.25	AVG			
5		5350.000	22.51	38.91	61.42	74.00	-12.58	peak			
6		5350.000	5.52	38.91	44.43	54.00	-9.57	AVG			
7		5147.550	24.40	38.82	63.22	74.00	-10.78	peak			
8		5147.550	7.14	38.82	45.96	54.00	-8.04	AVG			
9		5351.700	24.07	38.91	62.98	74.00	-11.02	peak			
10		5351.700	6.01	38.91	44.92	54.00	-9.08	AVG			

REMARKS:
(1) Measurement Value = Reading Level + Correct Factor.
(2) Margin Level = Measurement Value - Limit Value.

Test Mode	UNII-1+UNII-2A_TX BE(EHT160) Mode 5250 MHz	Polarization	Vertical

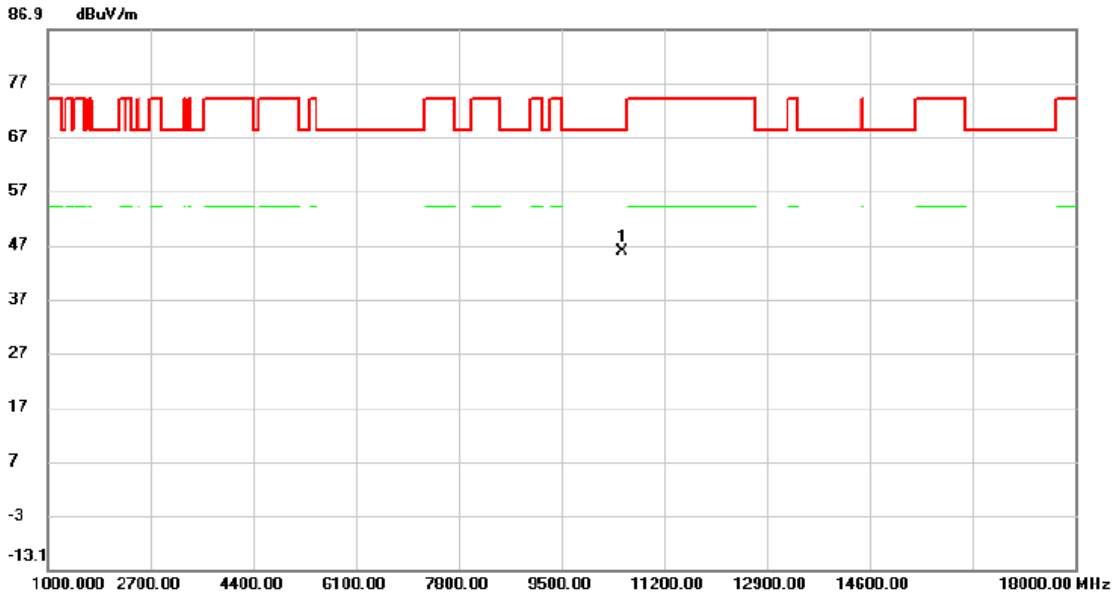

No.	Mk.	Freq.	Reading Level	Correct Factor	Measure-ment	Limit	Margin		Antenna Height	Table Degree	
		MHz	dBuV	dB/m	dBuV/m	dBuV/m	dB	Detector	cm	degree	Comment
1	*	10500.000	51.89	-6.13	45.76	68.30	-22.54	peak			

REMARKS:
(1) Measurement Value = Reading Level + Correct Factor.
(2) Margin Level = Measurement Value - Limit Value.

Test Mode	UNII-1+UNII-2A_TX BE(EHT160) Mode 5250 MHz	Polarization	Horizontal

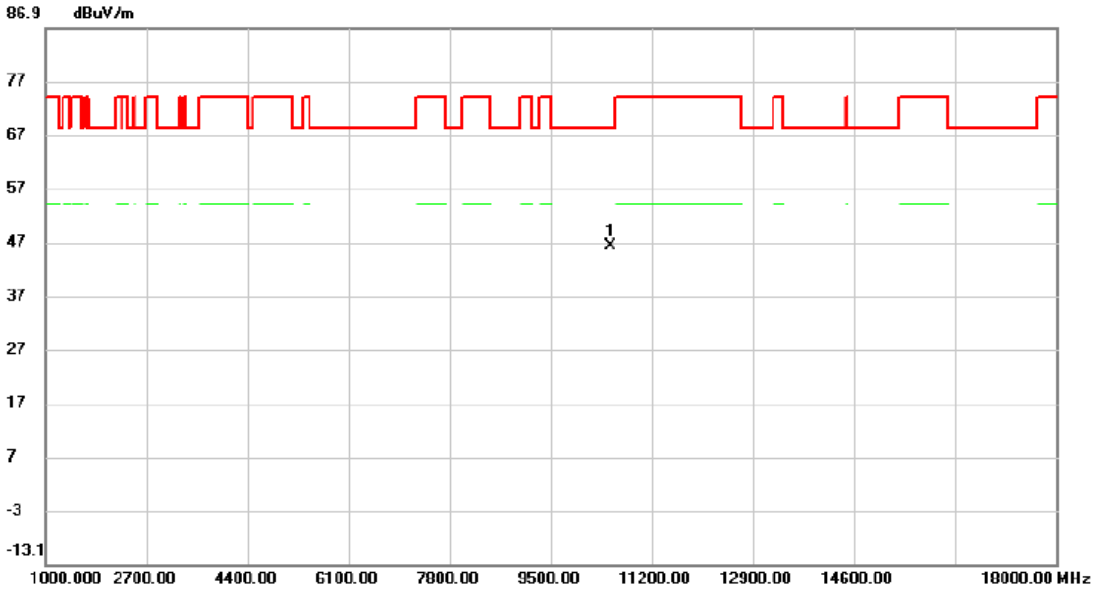

No.	Mk.	Freq.	Reading Level	Correct Factor	Measure-ment	Limit	Margin		Antenna Height	Table Degree	
		MHz	dBuV	dB/m	dBuV/m	dBuV/m	dB	Detector	cm	degree	Comment
1	*	10500.000	52.29	-6.13	46.16	68.30	-22.14	peak			

REMARKS:
(1) Measurement Value = Reading Level + Correct Factor.
(2) Margin Level = Measurement Value - Limit Value.

Test Mode	UNII-2C_TX A Mode 5500 MHz	Polarization	Vertical

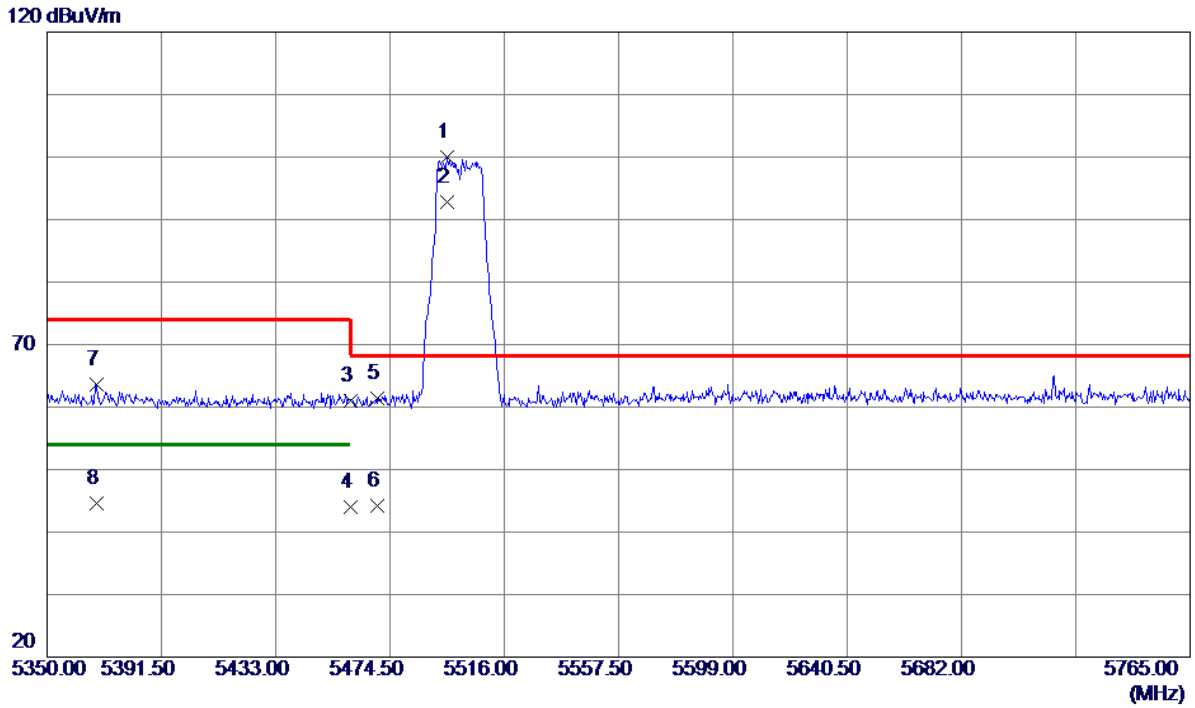

No.	Freq.	Reading Level	Correct Factor	Measure ment	Limit	Margin		
	MHz	dBuV/m	dB	dBuV/m	dBuV/m	dB	Detector	Comment
1 *	5495.2500	60.98	38.97	99.95	68.30	31.65	Peak	
2	5495.2500	53.89	38.97	92.86	999.00	-906.14	AVG	
3	5460.0000	22.12	38.95	61.07	74.00	-12.93	Peak	
4	5460.0000	5.00	38.95	43.95	54.00	-10.05	AVG	
5	5470.0000	22.37	38.96	61.33	68.30	-6.97	Peak	
6	5470.0000	5.27	38.96	44.23	999.00	-954.77	AVG	
7	5367.8450	24.69	38.91	63.60	74.00	-10.40	Peak	
8	5367.8450	5.79	38.91	44.70	54.00	-9.30	AVG	

REMARKS:
(1) Measurement Value = Reading Level + Correct Factor.
(2) Margin Level = Measurement Value - Limit Value.

Test Mode	UNII-2C_TX A Mode 5500 MHz	Polarization	Vertical

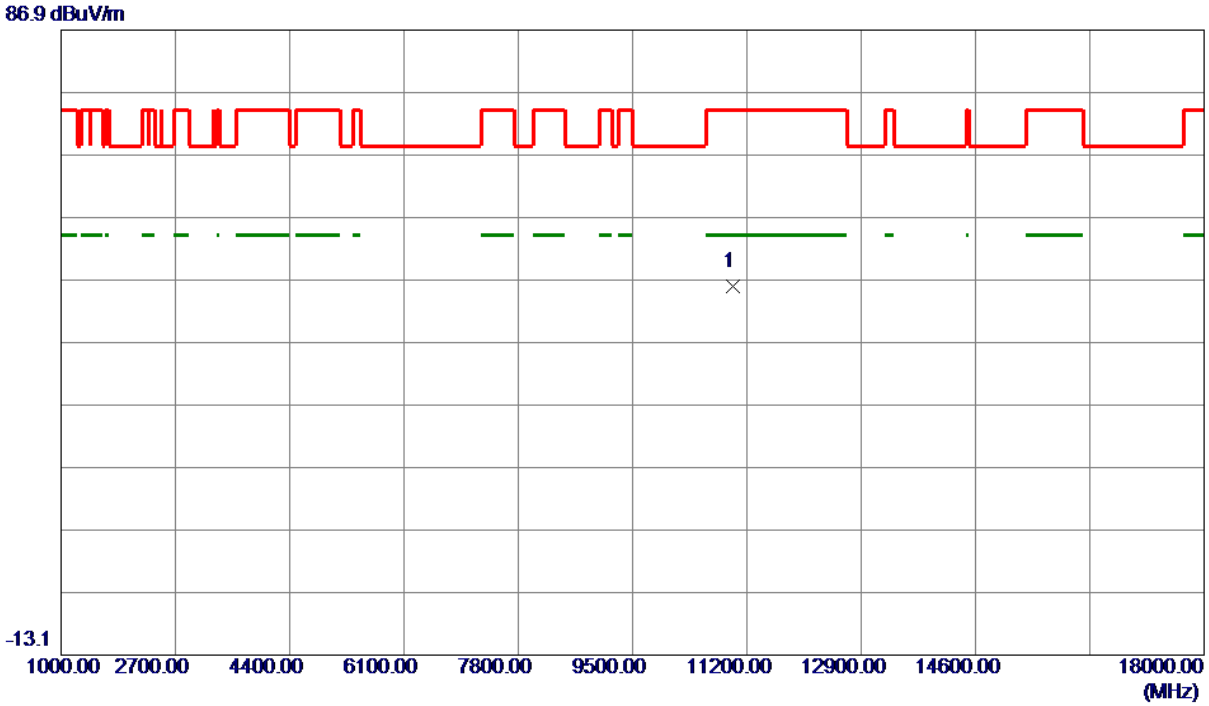

No.	Freq.	Reading Level	Correct Factor	Measure ment	Limit	Margin		
	MHz	dBuV/m	dB	dBuV/m	dBuV/m	dB	Detector	Comment
1 *	11000.0000	51.83	-5.87	45.96	74.00	-28.04	Peak	

REMARKS:
(1) Measurement Value = Reading Level + Correct Factor.
(2) Margin Level = Measurement Value - Limit Value.

Test Mode	UNII-2C_TX A Mode 5500 MHz	Polarization	Horizontal

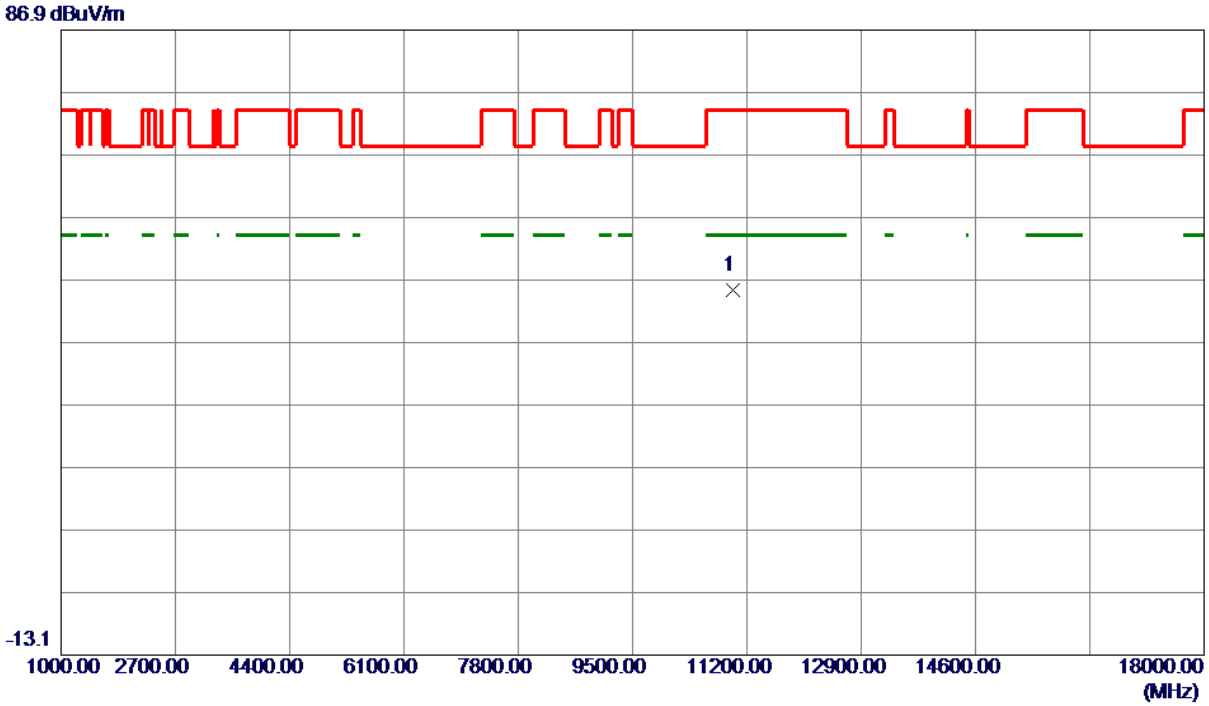

No.	Freq.	Reading Level	Correct Factor	Measure ment	Limit	Margin		
	MHz	dBuV/m	dB	dBuV/m	dBuV/m	dB	Detector	Comment
1 *	11000.0000	51.20	-5.87	45.33	74.00	-28.67	Peak	

REMARKS:
(1) Measurement Value = Reading Level + Correct Factor.
(2) Margin Level = Measurement Value - Limit Value.

Test Mode	UNII-2C_TX A Mode 5580 MHz	Polarization	Vertical

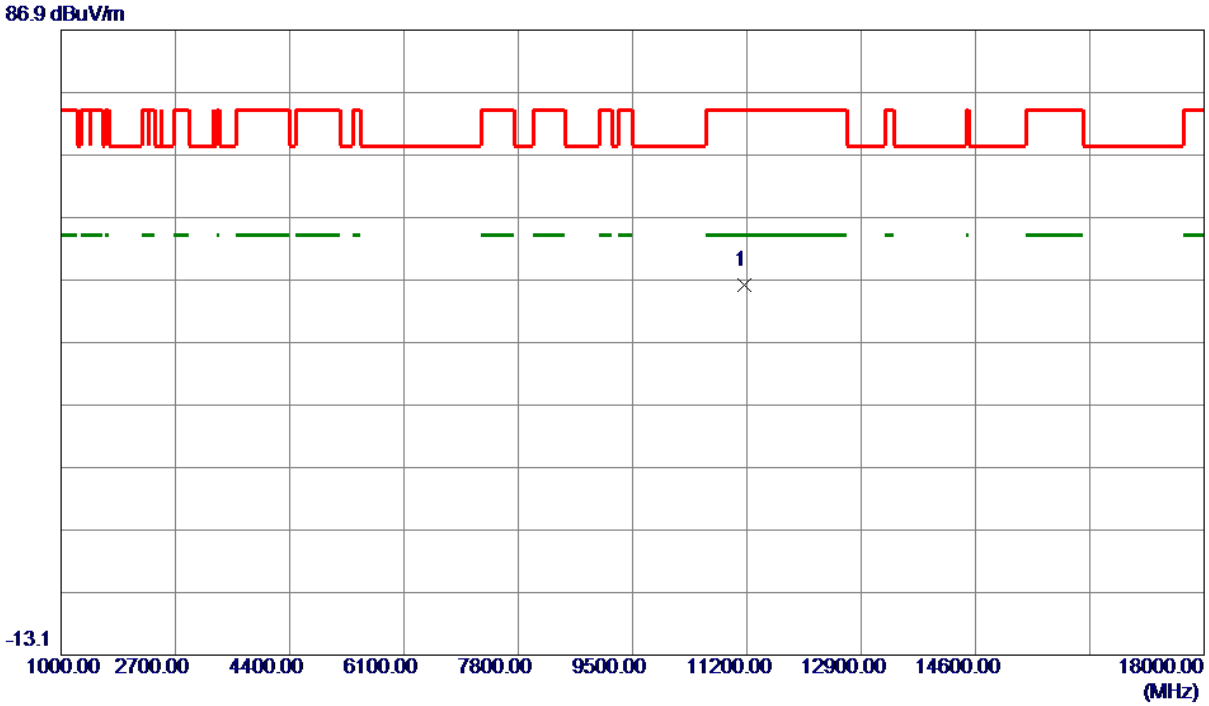

No.	Freq.	Reading Level	Correct Factor	Measure ment	Limit	Margin		
	MHz	dBuV/m	dB	dBuV/m	dBuV/m	dB	Detector	Comment
1 *	11160.0000	51.61	-5.60	46.01	74.00	-27.99	Peak	

REMARKS:
(1) Measurement Value = Reading Level + Correct Factor.
(2) Margin Level = Measurement Value - Limit Value.

Test Mode	UNII-2C_TX A Mode 5580 MHz	Polarization	Horizontal

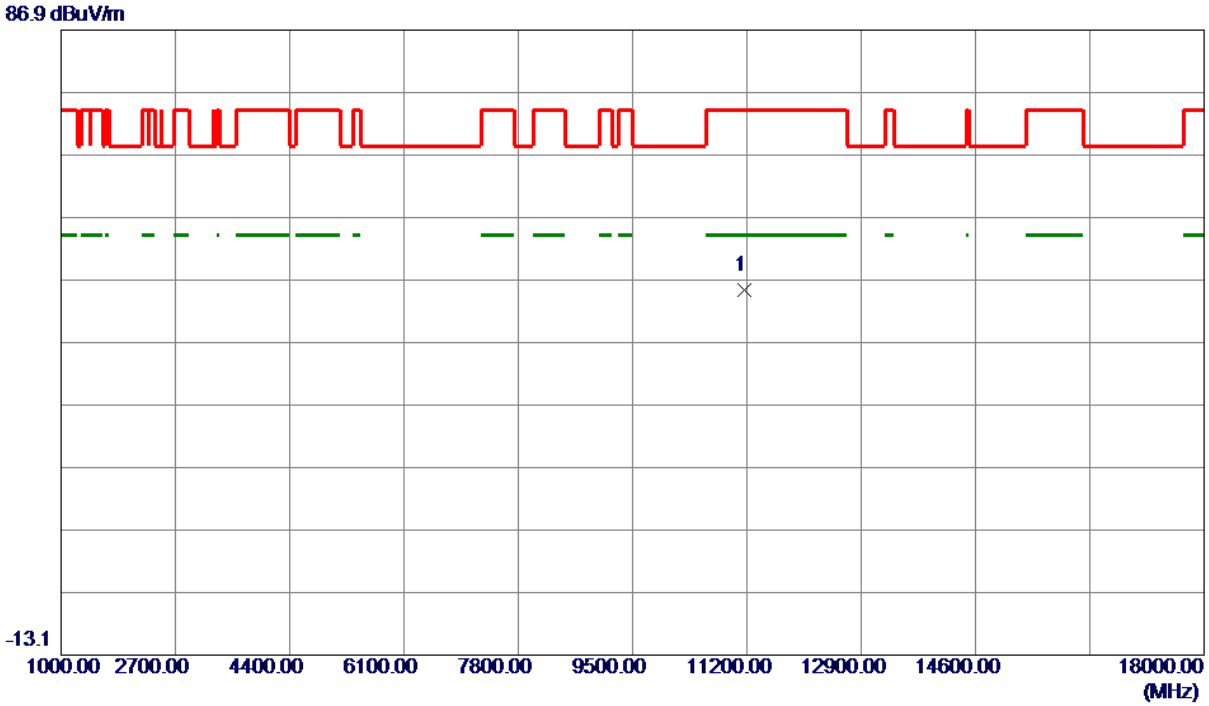

No.	Freq.	Reading Level	Correct Factor	Measure ment	Limit	Margin		
	MHz	dBuV/m	dB	dBuV/m	dBuV/m	dB	Detector	Comment
1 *	11160.0000	50.98	-5.60	45.38	74.00	-28.62	Peak	

REMARKS:
(1) Measurement Value = Reading Level + Correct Factor.
(2) Margin Level = Measurement Value - Limit Value.

Test Mode	UNII-2C_TX A Mode 5700 MHz	Polarization	Vertical

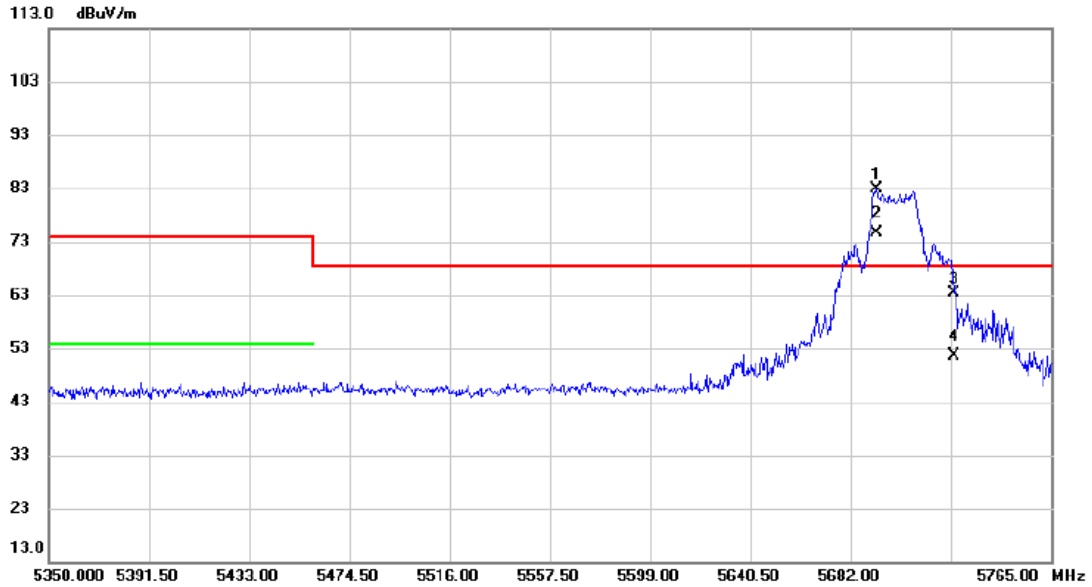

No.	Mk.	Freq.	Reading Level	Correct Factor	Measure-ment	Limit	Over		
		MHz	dBuV		dBuV/m	dBuV/m	dB	Detector	Comment
1	*	5692.790	89.91	-7.11	82.80	68.30	14.50	peak	
2	X	5692.790	81.62	-7.11	74.51	68.30	6.21	AVG	
3		5725.000	70.73	-7.33	63.40	68.30	-4.90	peak	
4		5725.000	58.92	-7.33	51.59	68.30	-16.71	AVG	

REMARKS:
(1) Measurement Value = Reading Level + Correct Factor.
(2) Margin Level = Measurement Value - Limit Value.

Test Mode	UNII-2C_TX A Mode 5700 MHz	Polarization	Vertical

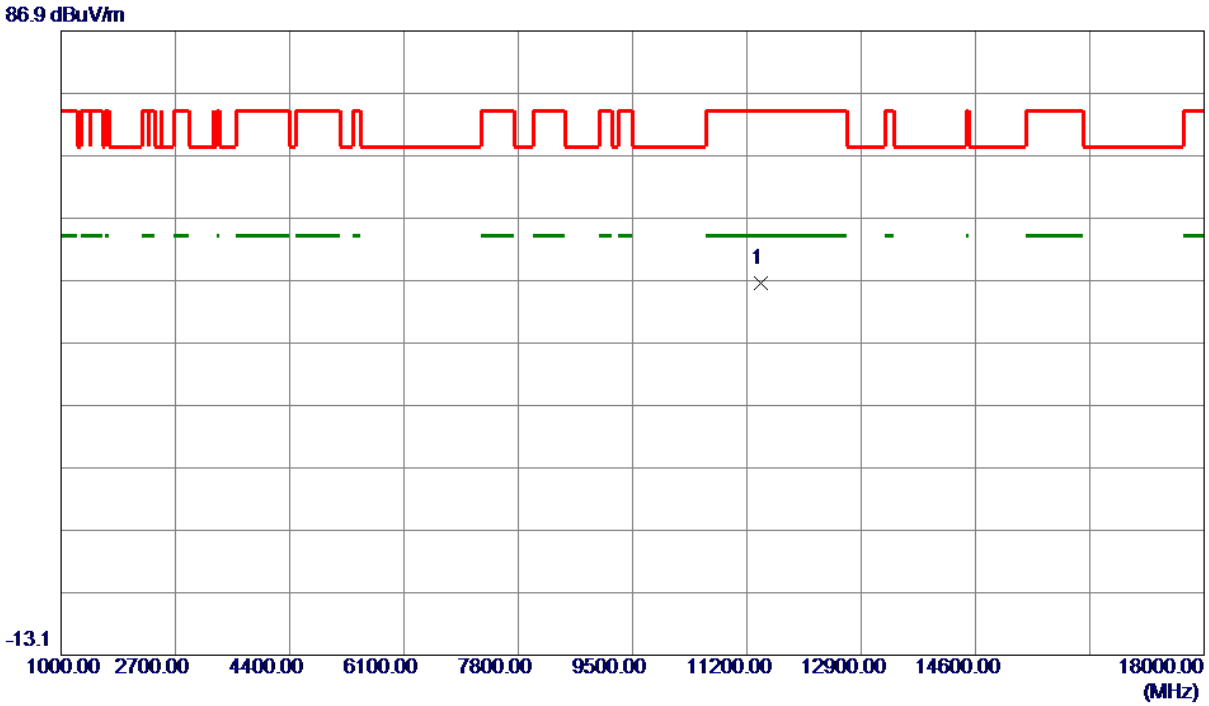

No.	Freq.	Reading Level	Correct Factor	Measure ment	Limit	Margin		
	MHz	dBuV/m	dB	dBuV/m	dBuV/m	dB	Detector	Comment
1 *	11400.0000	51.70	-5.19	46.51	74.00	-27.49	Peak	

REMARKS:
(1) Measurement Value = Reading Level + Correct Factor.
(2) Margin Level = Measurement Value - Limit Value.

Test Mode	UNII-2C_TX A Mode 5700 MHz	Polarization	Horizontal

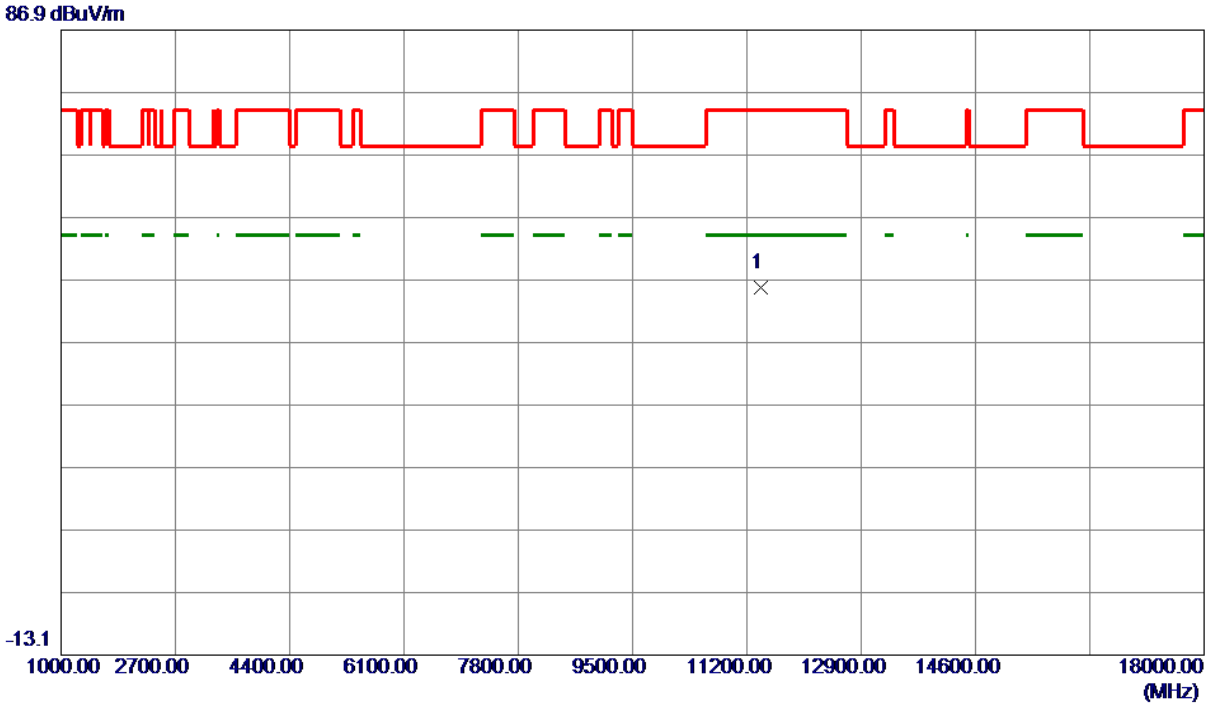

No.	Freq.	Reading Level	Correct Factor	Measure ment	Limit	Margin		
	MHz	dBuV/m	dB	dBuV/m	dBuV/m	dB	Detector	Comment
1 *	11400.0000	50.97	-5.19	45.78	74.00	-28.22	Peak	

REMARKS:
(1) Measurement Value = Reading Level + Correct Factor.
(2) Margin Level = Measurement Value - Limit Value.

Test Mode	UNII-2C_TX N(HT20) Mode 5500 MHz	Polarization	Vertical

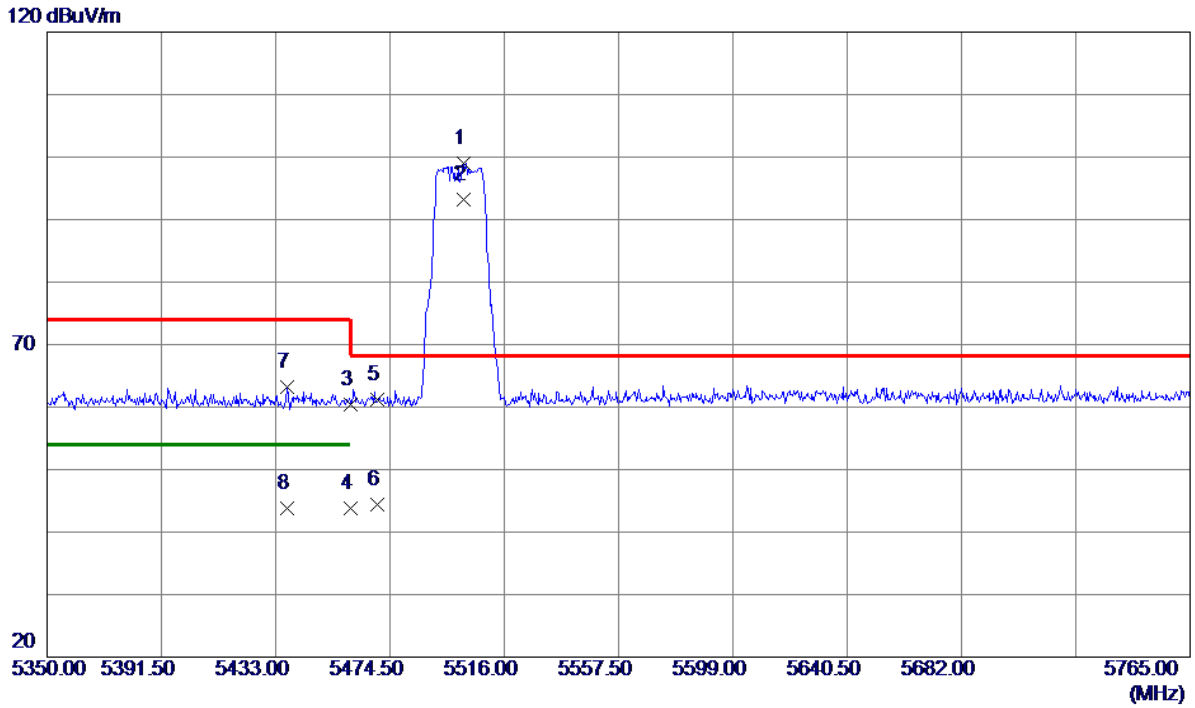

No.	Freq.	Reading Level	Correct Factor	Measure ment	Limit	Margin		
	MHz	dBuV/m	dB	dBuV/m	dBuV/m	dB	Detector	Comment
1 *	5501.2670	60.12	38.97	99.09	68.30	30.79	Peak	
2	5501.2670	54.14	38.97	93.11	999.00	-905.89	AVG	
3	5460.0000	21.43	38.95	60.38	74.00	-13.62	Peak	
4	5460.0000	4.80	38.95	43.75	54.00	-10.25	AVG	
5	5470.0000	22.29	38.96	61.25	68.30	-7.05	Peak	
6	5470.0000	5.43	38.96	44.39	999.00	-954.61	AVG	
7	5437.3580	24.35	38.94	63.29	74.00	-10.71	Peak	
8	5437.3580	4.80	38.94	43.74	54.00	-10.26	AVG	

REMARKS:
(1) Measurement Value = Reading Level + Correct Factor.
(2) Margin Level = Measurement Value - Limit Value.

Test Mode	UNII-2C_TX N(HT20) Mode 5500 MHz	Polarization	Vertical

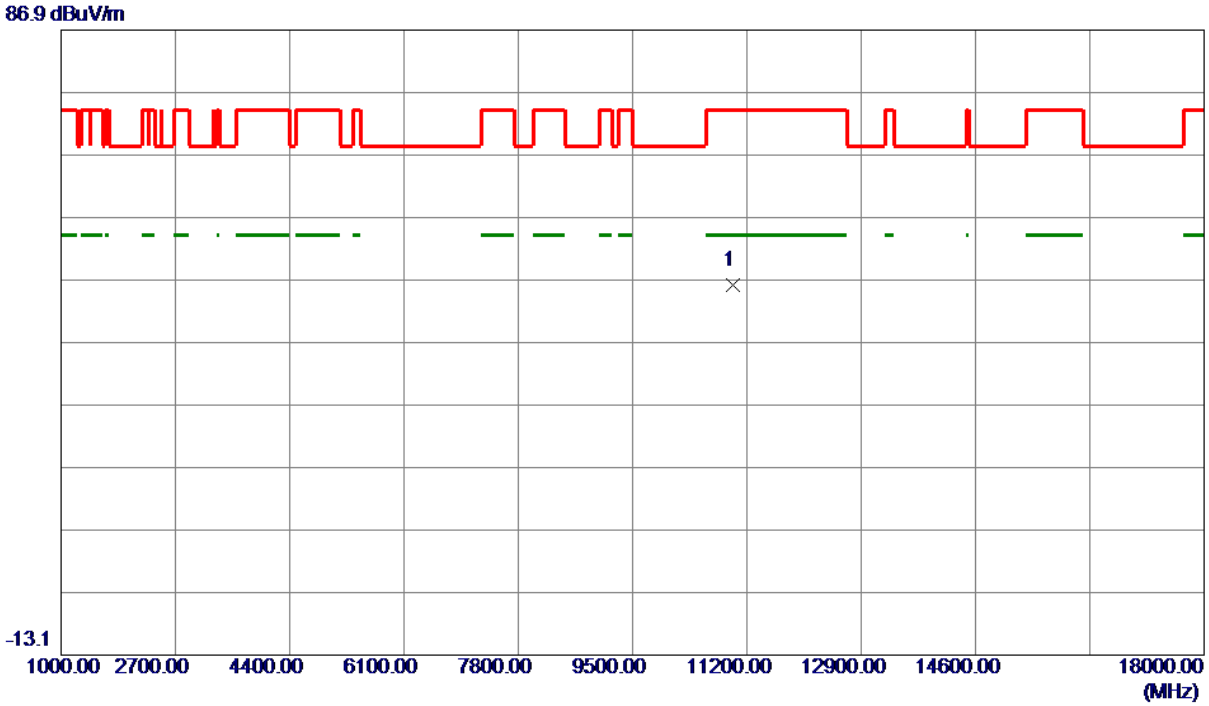

No.	Freq.	Reading Level	Correct Factor	Measure ment	Limit	Margin		
	MHz	dBuV/m	dB	dBuV/m	dBuV/m	dB	Detector	Comment
1 *	11000.0000	51.90	-5.87	46.03	74.00	-27.97	Peak	

REMARKS:
(1) Measurement Value = Reading Level + Correct Factor.
(2) Margin Level = Measurement Value - Limit Value.

Test Mode	UNII-2C_TX N(HT20) Mode 5500 MHz	Polarization	Horizontal

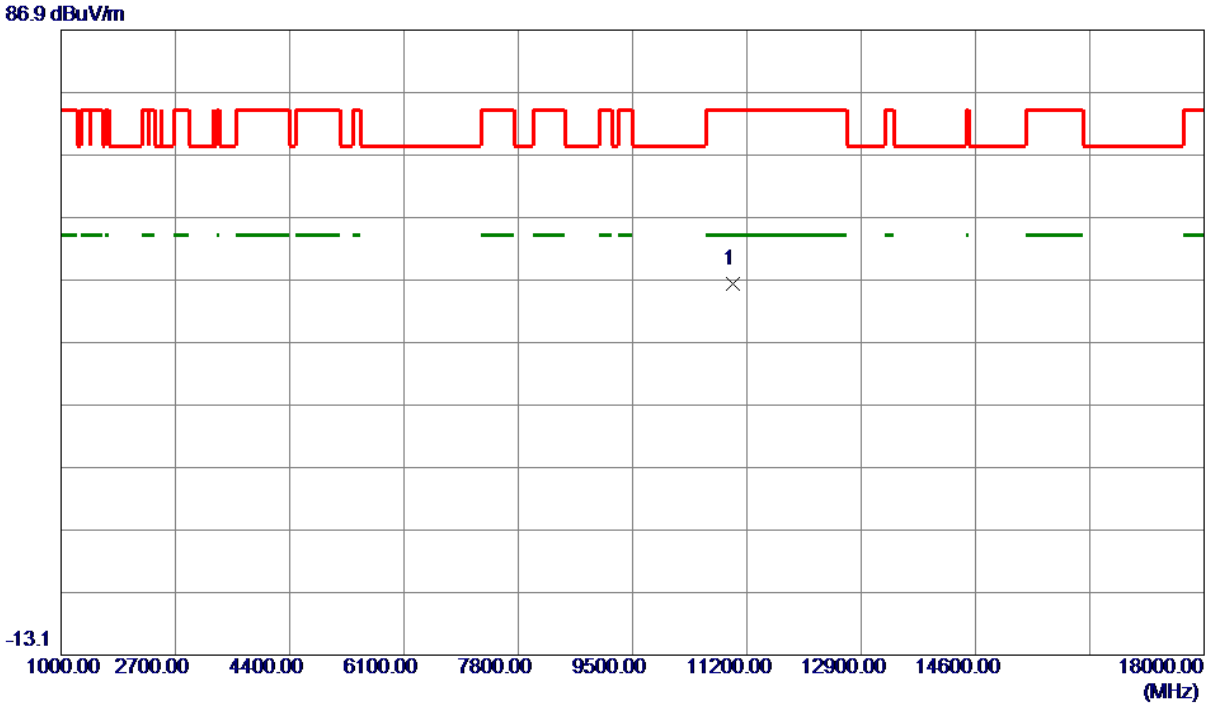

No.	Freq.	Reading Level	Correct Factor	Measure ment	Limit	Margin		
	MHz	dBuV/m	dB	dBuV/m	dBuV/m	dB	Detector	Comment
1 *	11000.0000	52.25	-5.87	46.38	74.00	-27.62	Peak	

REMARKS:
(1) Measurement Value = Reading Level + Correct Factor.
(2) Margin Level = Measurement Value - Limit Value.

Test Mode	UNII-2C_TX N(HT20) Mode 5580 MHz	Polarization	Vertical

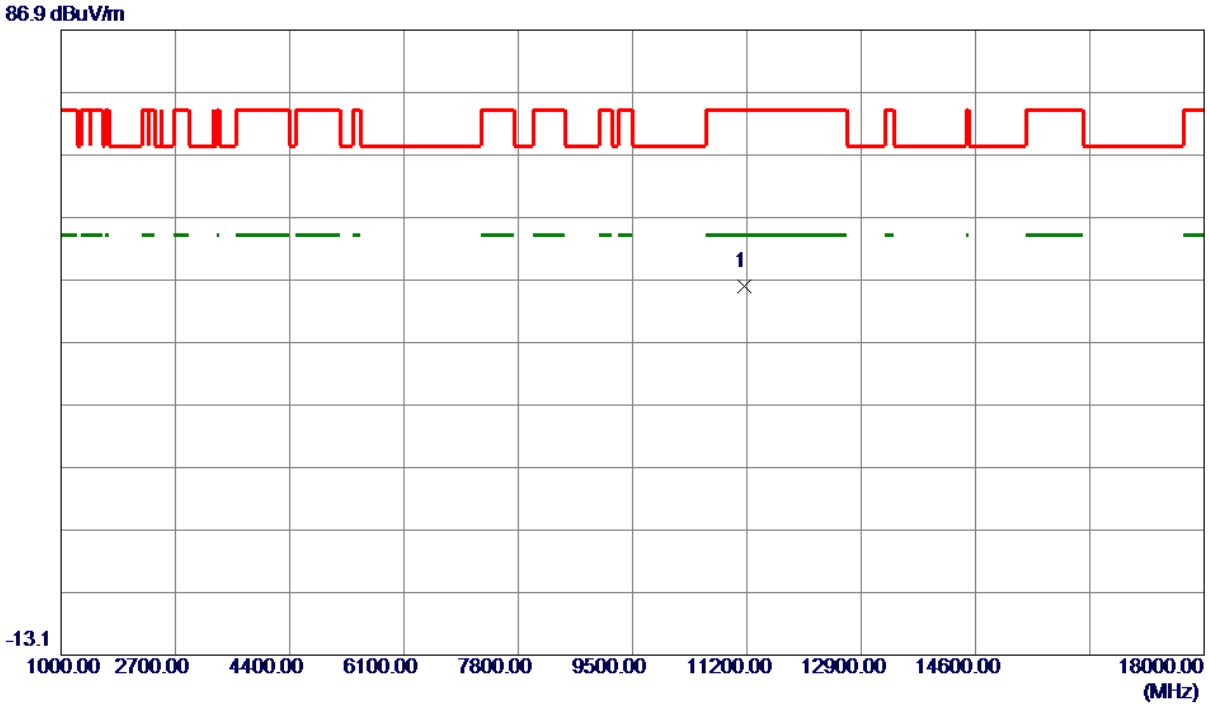

No.	Freq.	Reading Level	Correct Factor	Measure ment	Limit	Margin		
	MHz	dBuV/m	dB	dBuV/m	dBuV/m	dB	Detector	Comment
1 *	11160.0000	51.46	-5.60	45.86	74.00	-28.14	Peak	

REMARKS:
(1) Measurement Value = Reading Level + Correct Factor.
(2) Margin Level = Measurement Value - Limit Value.

Test Mode	UNII-2C_TX N(HT20) Mode 5580 MHz	Polarization	Horizontal

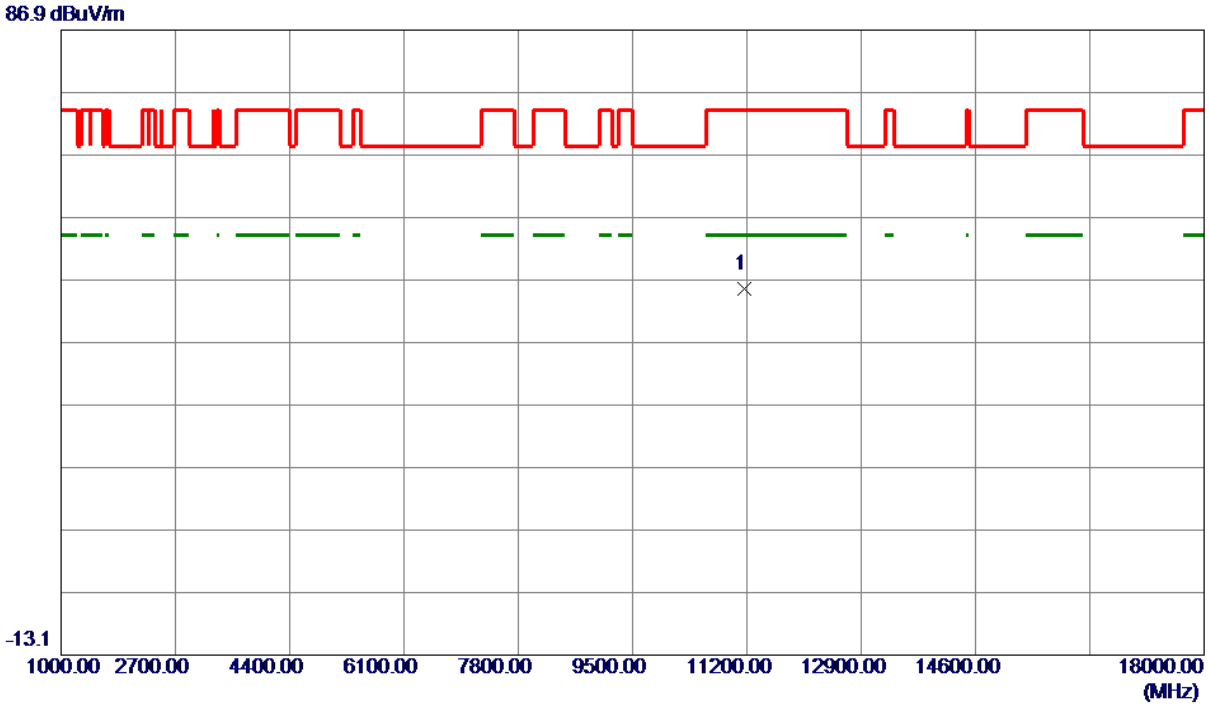

No.	Freq.	Reading Level	Correct Factor	Measure ment	Limit	Margin		
	MHz	dBuV/m	dB	dBuV/m	dBuV/m	dB	Detector	Comment
1 *	11160.0000	51.03	-5.60	45.43	74.00	-28.57	Peak	

REMARKS:
(1) Measurement Value = Reading Level + Correct Factor.
(2) Margin Level = Measurement Value - Limit Value.

Test Mode	UNII-2C_TX N(HT20) Mode 5700 MHz	Polarization	Vertical

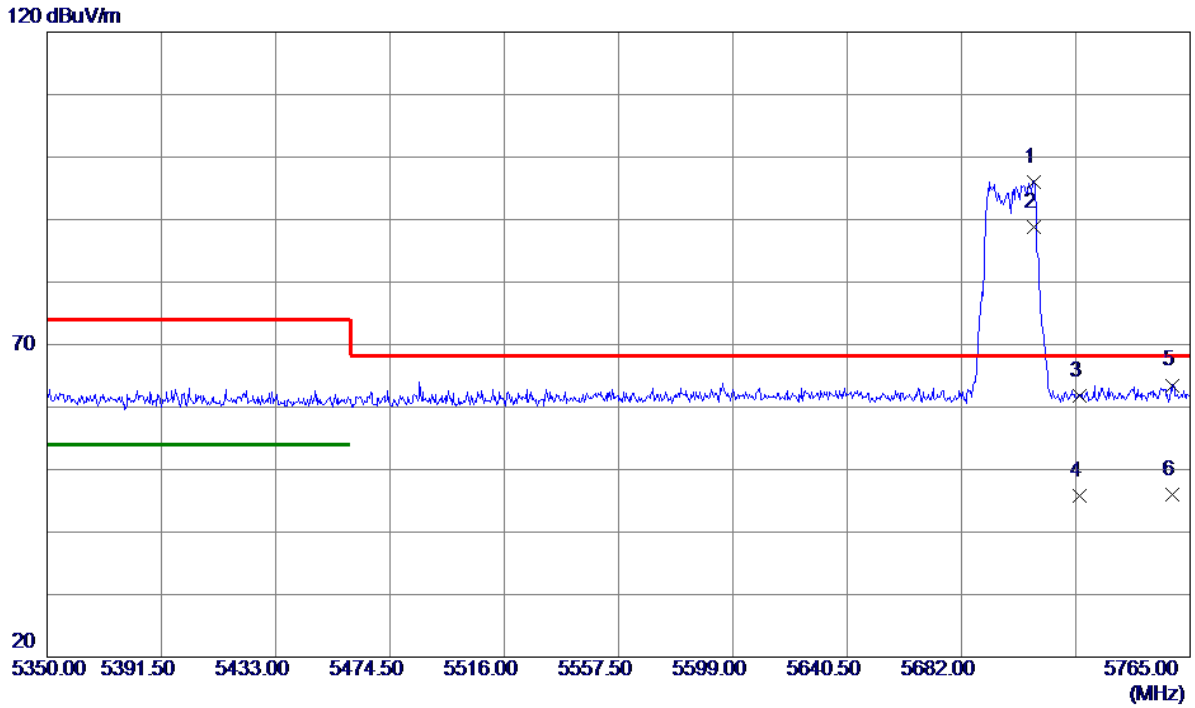

No.	Freq.	Reading Level	Correct Factor	Measure ment	Limit	Margin		
	MHz	dBuV/m	dB	dBuV/m	dBuV/m	dB	Detector	Comment
1 *	5708.3520	56.68	39.42	96.10	68.30	27.80	Peak	
2	5708.3520	49.44	39.42	88.86	999.00	-910.14	AVG	
3	5725.0000	22.36	39.46	61.82	68.30	-6.48	Peak	
4	5725.0000	6.30	39.46	45.76	999.00	-953.24	AVG	
5	5758.7750	23.97	39.53	63.50	68.30	-4.80	Peak	
6	5758.7750	6.43	39.53	45.96	999.00	-953.04	AVG	

REMARKS:
(1) Measurement Value = Reading Level + Correct Factor.
(2) Margin Level = Measurement Value - Limit Value.

Test Mode	UNII-2C_TX N(HT20) Mode 5700 MHz	Polarization	Vertical

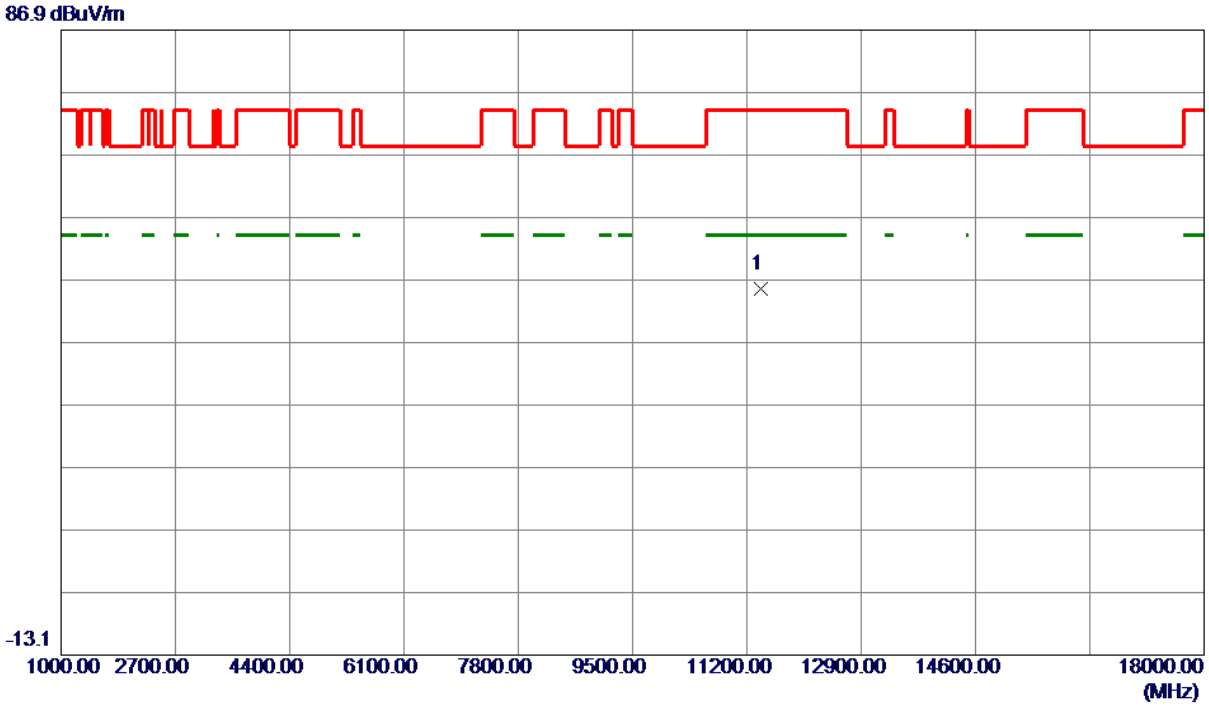

No.	Freq.	Reading Level	Correct Factor	Measure ment	Limit	Margin		
	MHz	dBuV/m	dB	dBuV/m	dBuV/m	dB	Detector	Comment
1 *	11400.0000	50.70	-5.19	45.51	74.00	-28.49	Peak	

REMARKS:
(1) Measurement Value = Reading Level + Correct Factor.
(2) Margin Level = Measurement Value - Limit Value.

Test Mode	UNII-2C_TX N(HT20) Mode 5700 MHz	Polarization	Horizontal

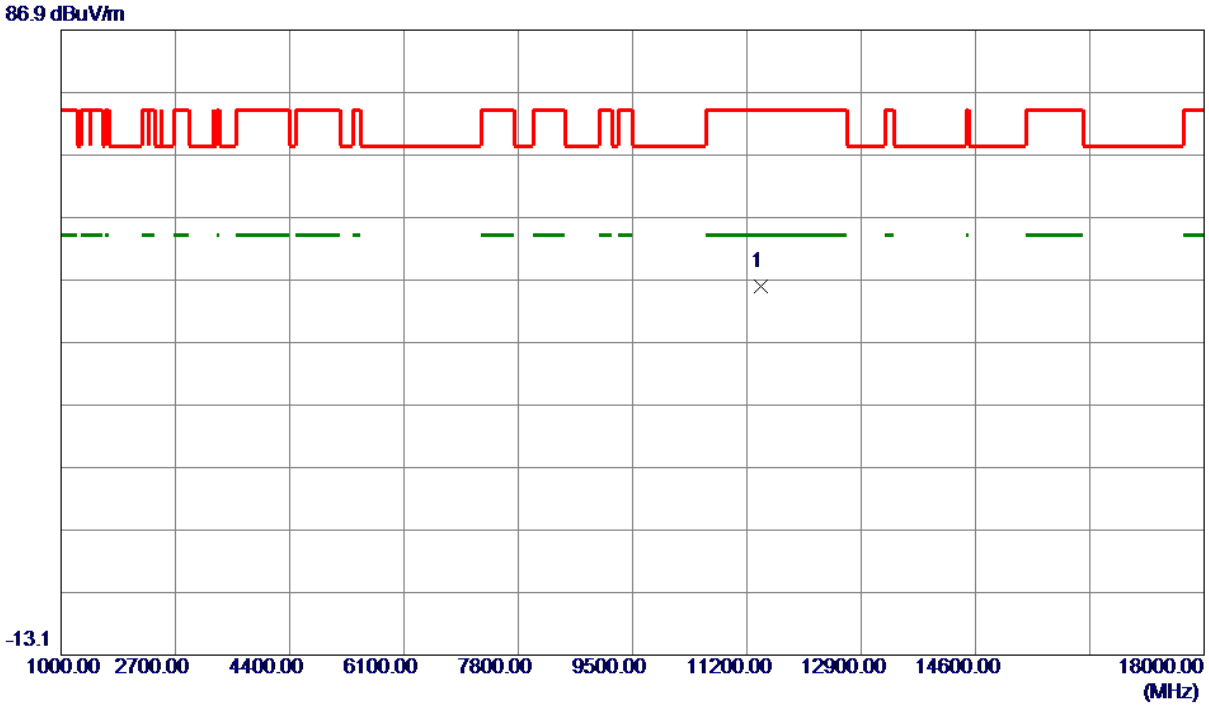

No.	Freq.	Reading Level	Correct Factor	Measure ment	Limit	Margin		
	MHz	dBuV/m	dB	dBuV/m	dBuV/m	dB	Detector	Comment
1 *	11400.0000	51.15	-5.19	45.96	74.00	-28.04	Peak	

REMARKS:
(1) Measurement Value = Reading Level + Correct Factor.
(2) Margin Level = Measurement Value - Limit Value.

Test Mode	UNII-2C_TX N(HT40) Mode 5510 MHz	Polarization	Vertical

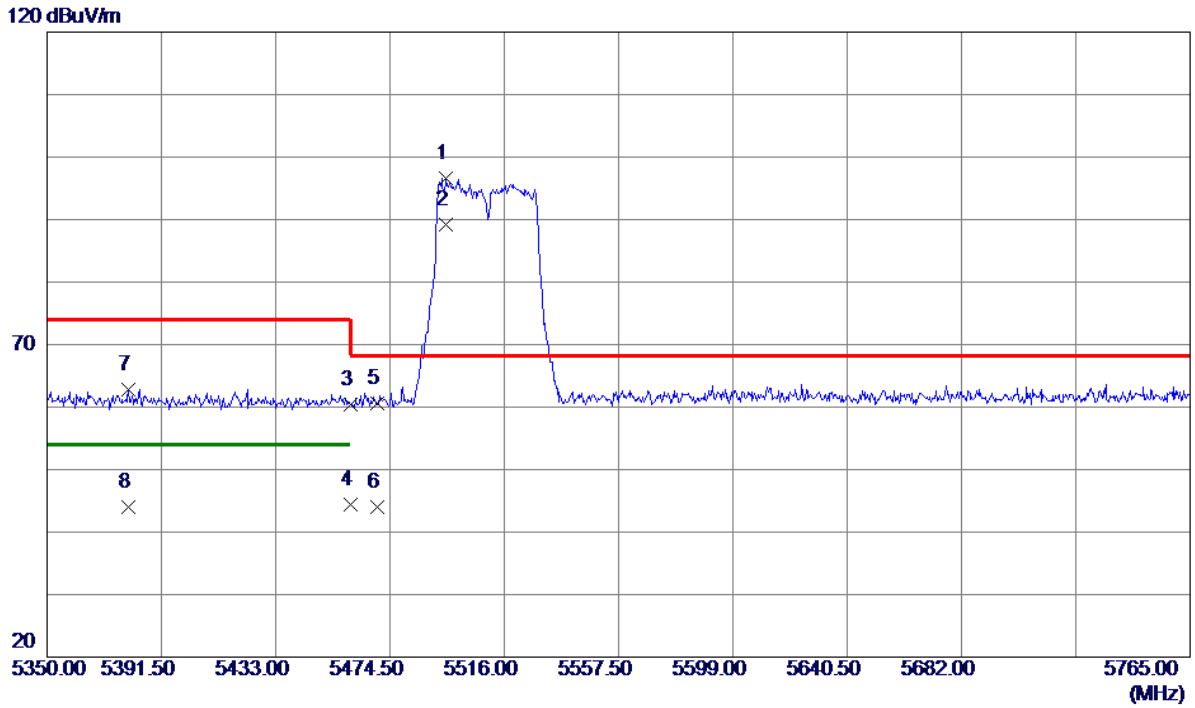

No.	Freq.	Reading Level	Correct Factor	Measure ment	Limit	Margin		
	MHz	dBuV/m	dB	dBuV/m	dBuV/m	dB	Detector	Comment
1 *	5494.8350	57.69	38.97	96.66	68.30	28.36	Peak	
2	5494.8350	50.30	38.97	89.27	999.00	-909.73	AVG	
3	5460.0000	21.51	38.95	60.46	74.00	-13.54	Peak	
4	5460.0000	5.46	38.95	44.41	54.00	-9.59	AVG	
5	5470.0000	21.61	38.96	60.57	68.30	-7.73	Peak	
6	5470.0000	5.04	38.96	44.00	999.00	-955.00	AVG	
7	5379.4650	23.84	38.92	62.76	74.00	-11.24	Peak	
8	5379.4650	5.17	38.92	44.09	54.00	-9.91	AVG	

REMARKS:
(1) Measurement Value = Reading Level + Correct Factor.
(2) Margin Level = Measurement Value - Limit Value.

Test Mode	UNII-2C_TX N(HT40) Mode 5510 MHz	Polarization	Vertical

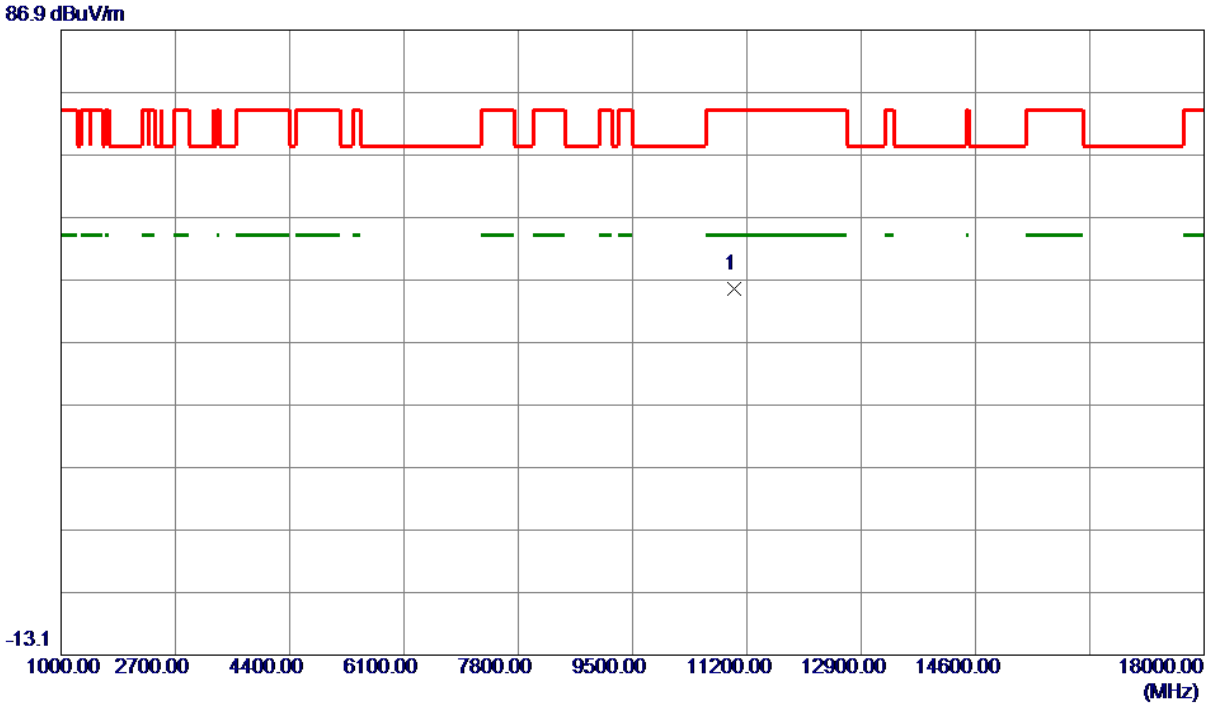

No.	Freq.	Reading Level	Correct Factor	Measure ment	Limit	Margin		
	MHz	dBuV/m	dB	dBuV/m	dBuV/m	dB	Detector	Comment
1 *	11020.0000	51.41	-5.84	45.57	74.00	-28.43	Peak	

REMARKS:
(1) Measurement Value = Reading Level + Correct Factor.
(2) Margin Level = Measurement Value - Limit Value.

Test Mode	UNII-2C_TX N(HT40) Mode 5510 MHz	Polarization	Horizontal

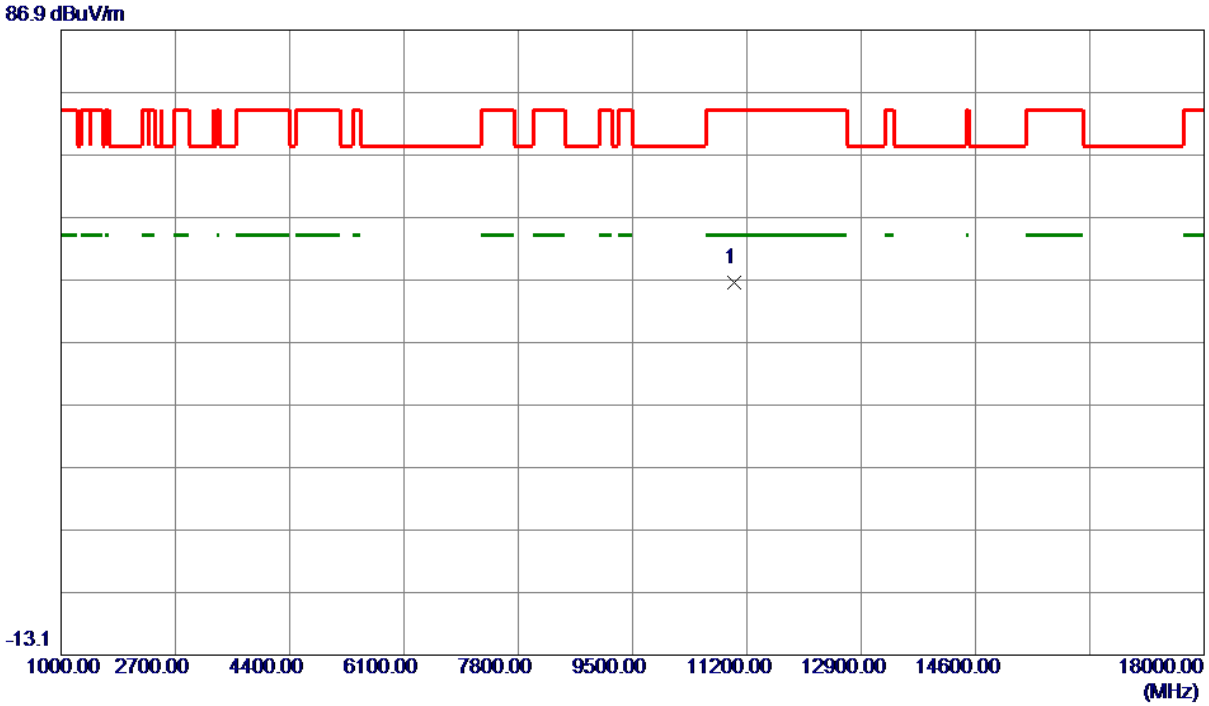

No.	Freq.	Reading Level	Correct Factor	Measure ment	Limit	Margin		
	MHz	dBuV/m	dB	dBuV/m	dBuV/m	dB	Detector	Comment
1 *	11020.0000	52.32	-5.84	46.48	74.00	-27.52	Peak	

REMARKS:
(1) Measurement Value = Reading Level + Correct Factor.
(2) Margin Level = Measurement Value - Limit Value.

Test Mode	UNII-2C_TX N(HT40) Mode 5550 MHz	Polarization	Vertical

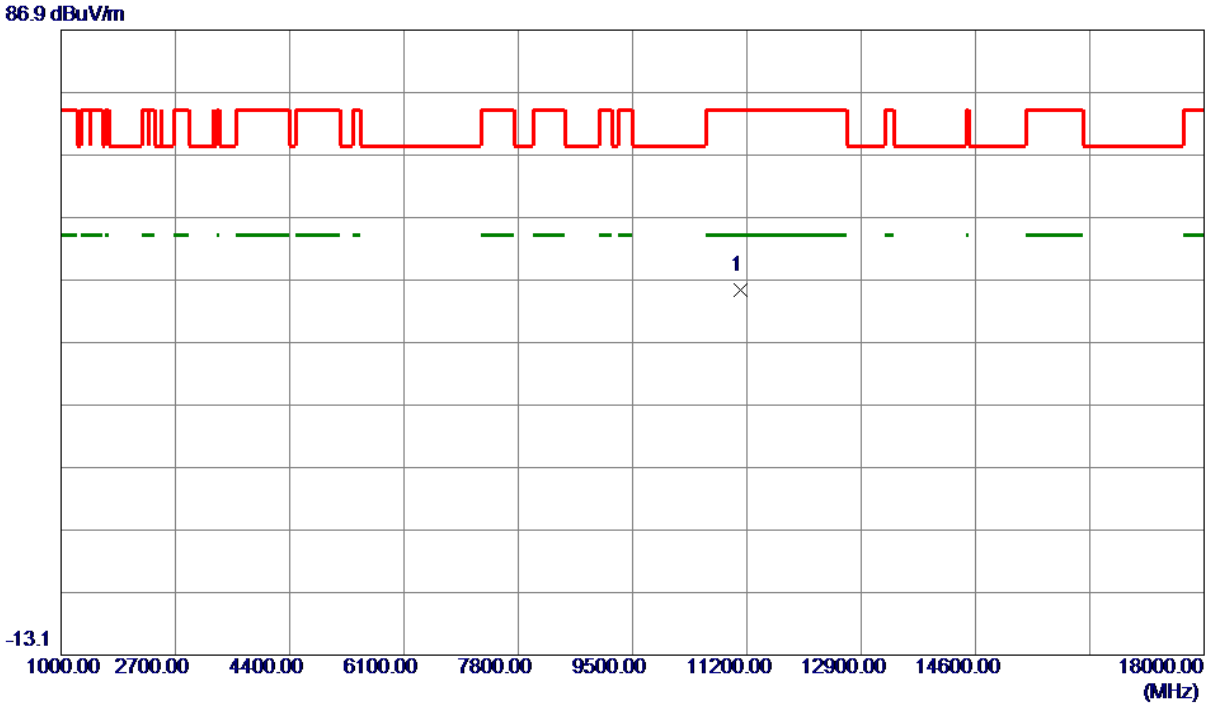

No.	Freq.	Reading Level	Correct Factor	Measure ment	Limit	Margin		
	MHz	dBuV/m	dB	dBuV/m	dBuV/m	dB	Detector	Comment
1 *	11100.0000	51.08	-5.70	45.38	74.00	-28.62	Peak	

REMARKS:
(1) Measurement Value = Reading Level + Correct Factor.
(2) Margin Level = Measurement Value - Limit Value.

Test Mode	UNII-2C_TX N(HT40) Mode 5550 MHz	Polarization	Horizontal

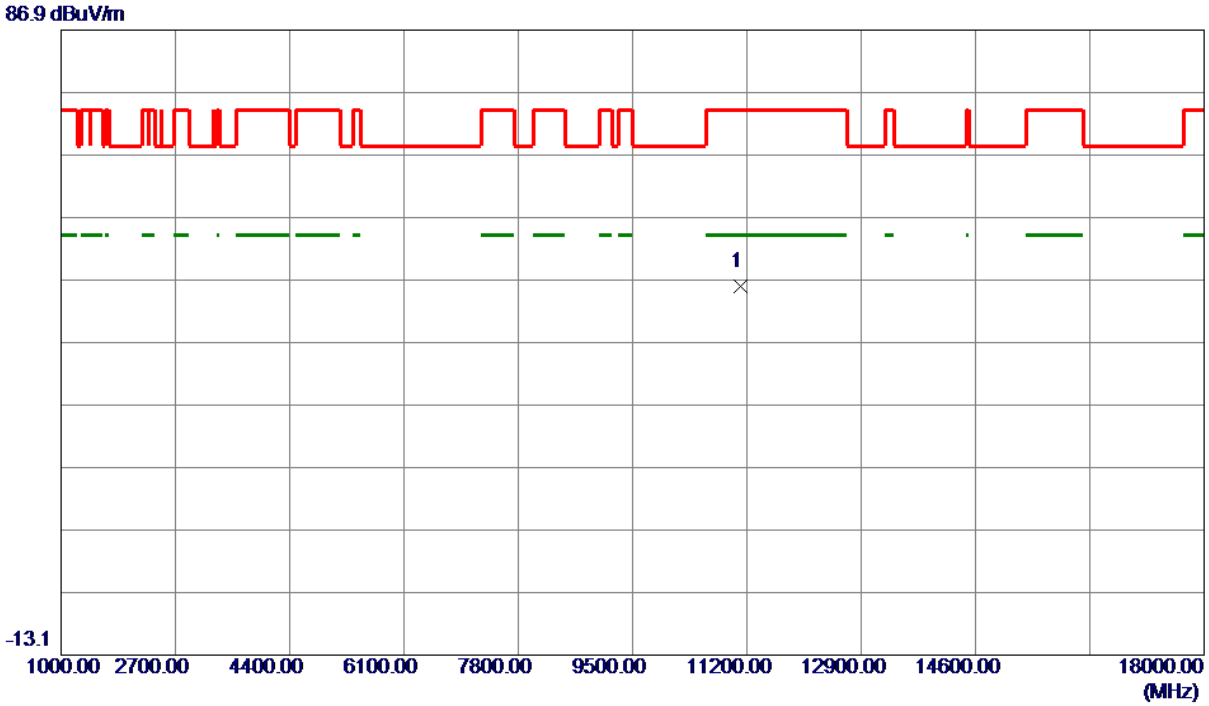

No.	Freq.	Reading Level	Correct Factor	Measure ment	Limit	Margin		
	MHz	dBuV/m	dB	dBuV/m	dBuV/m	dB	Detector	Comment
1 *	11100.0000	51.52	-5.70	45.82	74.00	-28.18	Peak	

REMARKS:
(1) Measurement Value = Reading Level + Correct Factor.
(2) Margin Level = Measurement Value - Limit Value.

Test Mode	UNII-2C_TX N(HT40) Mode 5670 MHz	Polarization	Vertical

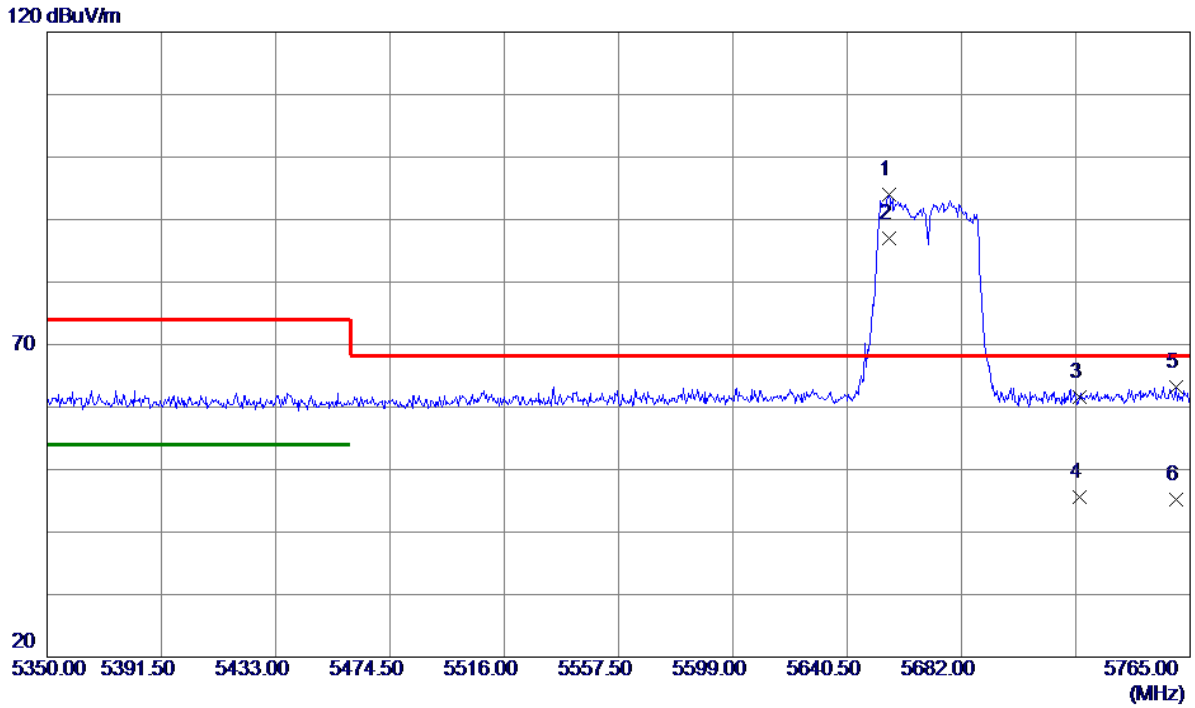

No.	Freq.	Reading Level	Correct Factor	Measure ment	Limit	Margin		
	MHz	dBuV/m	dB	dBuV/m	dBuV/m	dB	Detector	Comment
1 *	5655.6480	54.62	39.31	93.93	68.30	25.63	Peak	
2	5655.6480	47.70	39.31	87.01	999.00	-911.99	AVG	
3	5725.0000	22.21	39.46	61.67	68.30	-6.63	Peak	
4	5725.0000	6.18	39.46	45.64	999.00	-953.36	AVG	
5	5759.8130	23.68	39.54	63.22	68.30	-5.08	Peak	
6	5759.8130	5.68	39.54	45.22	999.00	-953.78	AVG	

REMARKS:
(1) Measurement Value = Reading Level + Correct Factor.
(2) Margin Level = Measurement Value - Limit Value.

Test Mode	UNII-2C_TX N(HT40) Mode 5670 MHz	Polarization	Vertical

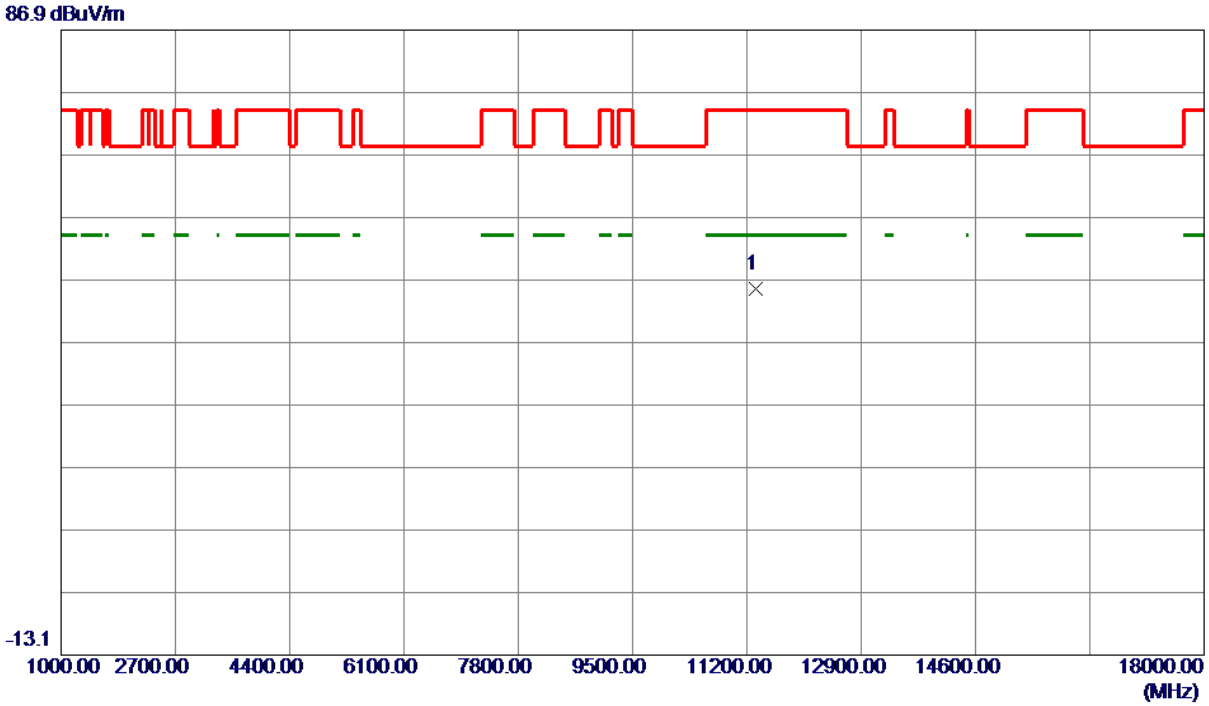

No.	Freq.	Reading Level	Correct Factor	Measure ment	Limit	Margin		
	MHz	dBuV/m	dB	dBuV/m	dBuV/m	dB	Detector	Comment
1 *	11340.0000	50.76	-5.29	45.47	74.00	-28.53	Peak	

REMARKS:
(1) Measurement Value = Reading Level + Correct Factor.
(2) Margin Level = Measurement Value - Limit Value.

Test Mode	UNII-2C_TX N(HT40) Mode 5670 MHz	Polarization	Horizontal

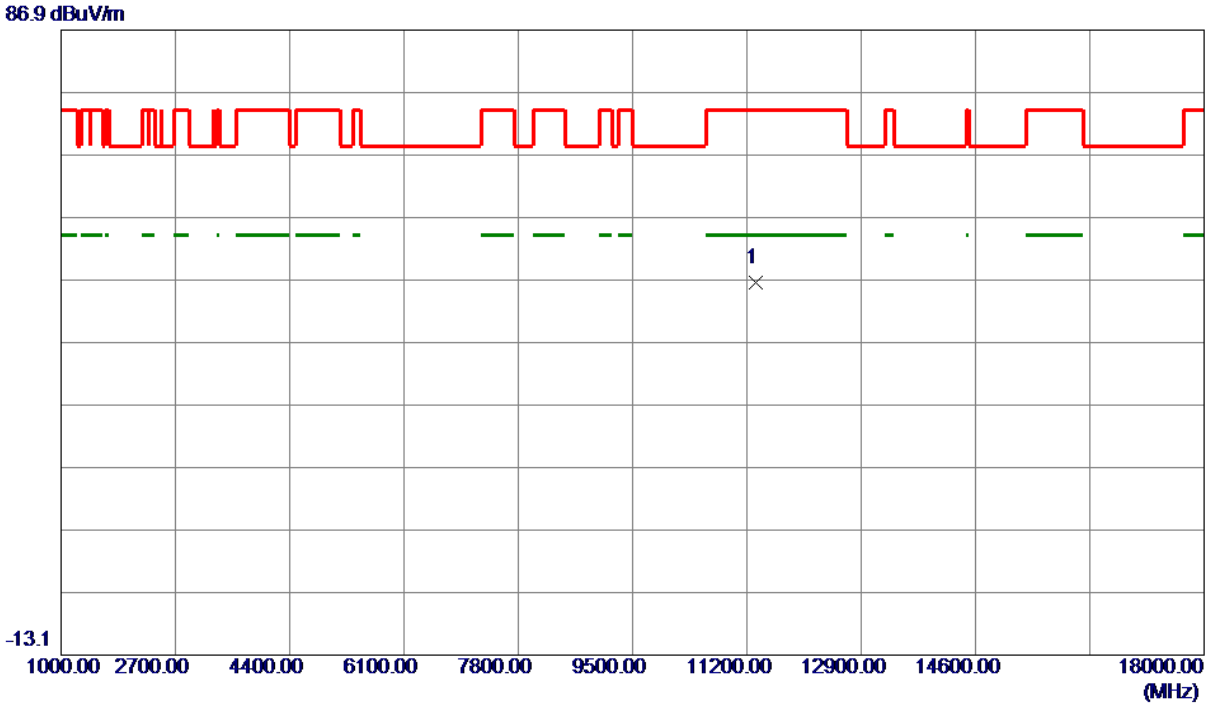

No.	Freq.	Reading Level	Correct Factor	Measure ment	Limit	Margin		
	MHz	dBuV/m	dB	dBuV/m	dBuV/m	dB	Detector	Comment
1 *	11340.0000	51.76	-5.29	46.47	74.00	-27.53	Peak	

REMARKS:
(1) Measurement Value = Reading Level + Correct Factor.
(2) Margin Level = Measurement Value - Limit Value.

Test Mode	UNII-2C_TX AC(VHT20) Mode 5500 MHz	Polarization	Vertical

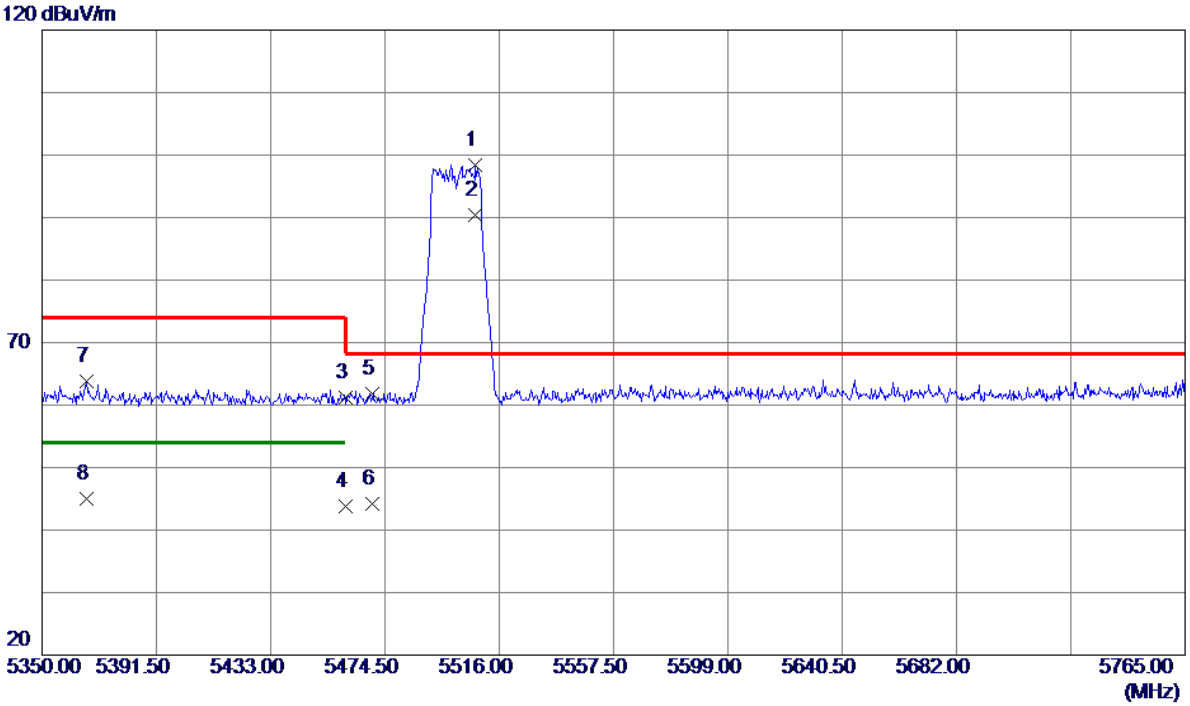

No.	Freq.	Reading Level	Correct Factor	Measure ment	Limit	Margin		
	MHz	dBuV/m	dB	dBuV/m	dBuV/m	dB	Detector	Comment
1 *	5507.2850	59.49	38.99	98.48	68.30	30.18	Peak	
2	5507.2850	51.49	38.99	90.48	999.00	-908.52	AVG	
3	5460.0000	22.27	38.95	61.22	74.00	-12.78	Peak	
4	5460.0000	4.90	38.95	43.85	54.00	-10.15	AVG	
5	5470.0000	22.87	38.96	61.83	68.30	-6.47	Peak	
6	5470.0000	5.25	38.96	44.21	999.00	-954.79	AVG	
7	5366.1850	24.92	38.91	63.83	74.00	-10.17	Peak	
8	5366.1850	6.12	38.91	45.03	54.00	-8.97	AVG	

REMARKS:
(1) Measurement Value = Reading Level + Correct Factor.
(2) Margin Level = Measurement Value - Limit Value.

Test Mode	UNII-2C_TX AC(VHT20) Mode 5500 MHz	Polarization	Vertical

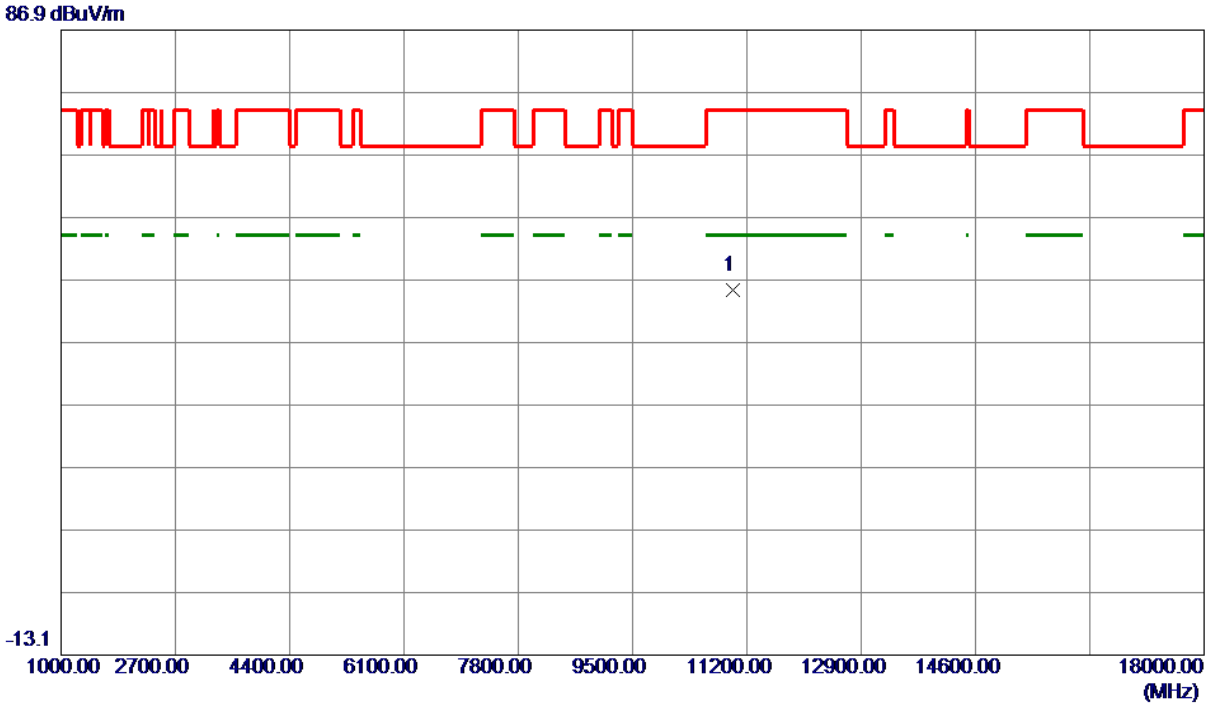

No.	Freq.	Reading Level	Correct Factor	Measure ment	Limit	Margin		
	MHz	dBuV/m	dB	dBuV/m	dBuV/m	dB	Detector	Comment
1 *	11000.0000	51.09	-5.87	45.22	74.00	-28.78	Peak	

REMARKS:
(1) Measurement Value = Reading Level + Correct Factor.
(2) Margin Level = Measurement Value - Limit Value.

Test Mode	UNII-2C_TX AC(VHT20) Mode 5500 MHz	Polarization	Horizontal

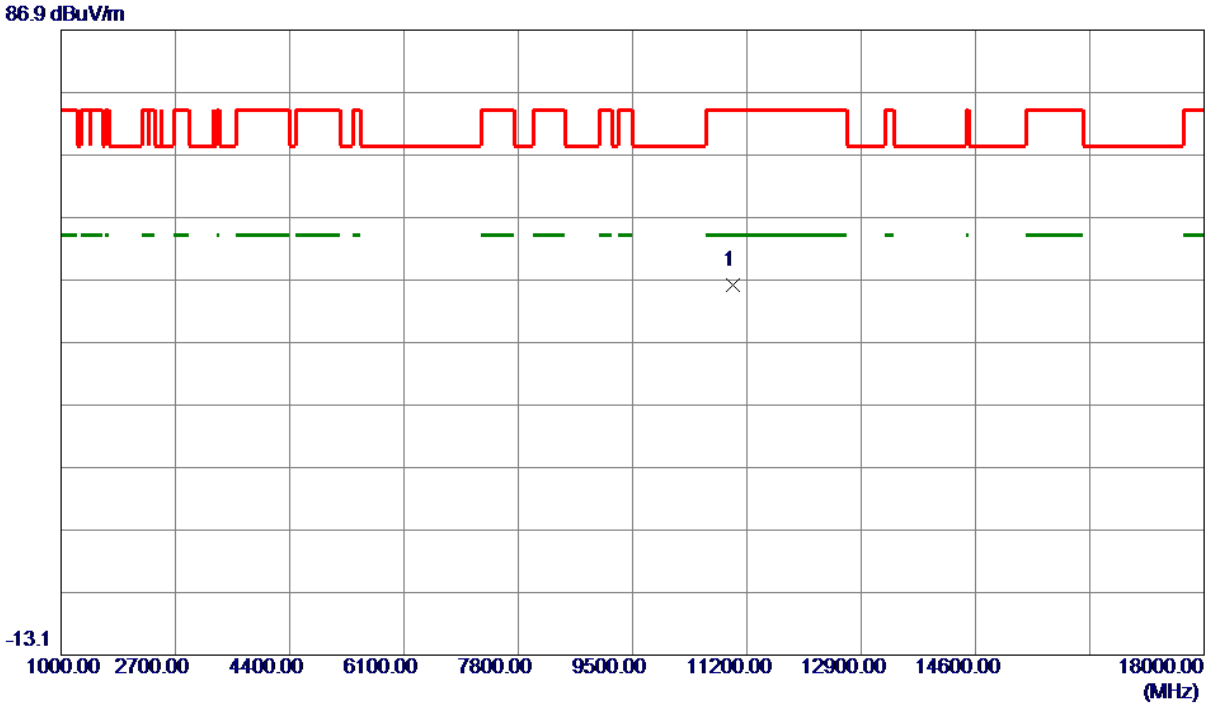

No.	Freq.	Reading Level	Correct Factor	Measure ment	Limit	Margin		
	MHz	dBuV/m	dB	dBuV/m	dBuV/m	dB	Detector	Comment
1 *	11000.0000	51.95	-5.87	46.08	74.00	-27.92	Peak	

REMARKS:
(1) Measurement Value = Reading Level + Correct Factor.
(2) Margin Level = Measurement Value - Limit Value.

Test Mode	UNII-2C_TX AC(VHT20) Mode 5580 MHz	Polarization	Vertical

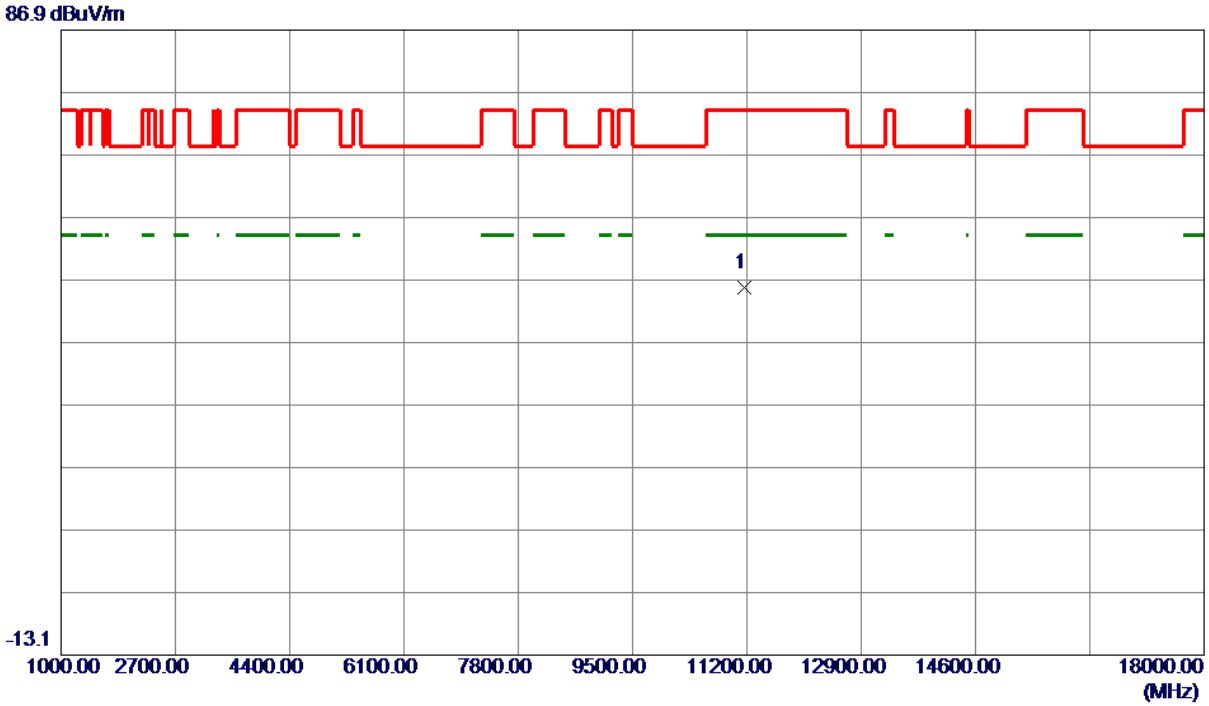

No.	Freq.	Reading Level	Correct Factor	Measure ment	Limit	Margin		
	MHz	dBuV/m	dB	dBuV/m	dBuV/m	dB	Detector	Comment
1 *	11160.0000	51.29	-5.60	45.69	74.00	-28.31	Peak	

REMARKS:
(1) Measurement Value = Reading Level + Correct Factor.
(2) Margin Level = Measurement Value - Limit Value.

Test Mode	UNII-2C_TX AC(VHT20) Mode 5580 MHz	Polarization	Horizontal

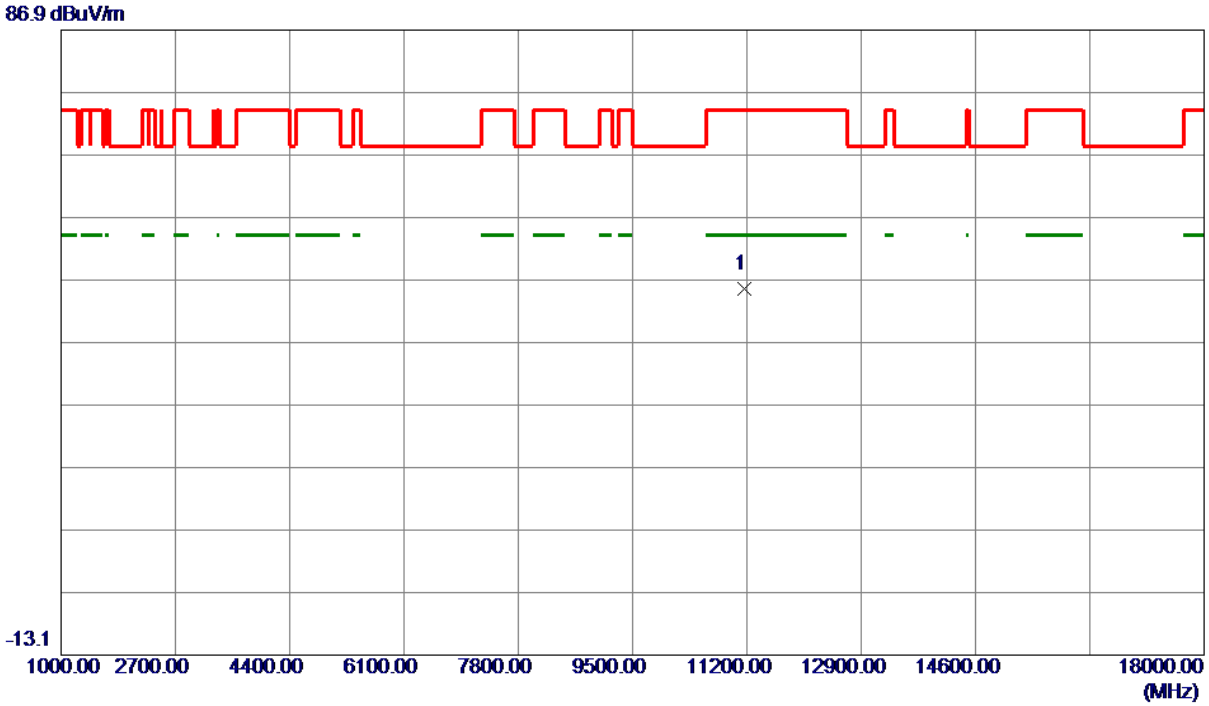

No.	Freq.	Reading Level	Correct Factor	Measure ment	Limit	Margin		
	MHz	dBuV/m	dB	dBuV/m	dBuV/m	dB	Detector	Comment
1 *	11160.0000	51.06	-5.60	45.46	74.00	-28.54	Peak	

REMARKS:
(1) Measurement Value = Reading Level + Correct Factor.
(2) Margin Level = Measurement Value - Limit Value.

Test Mode	UNII-2C_TX AC(VHT20) Mode 5700 MHz	Polarization	Vertical

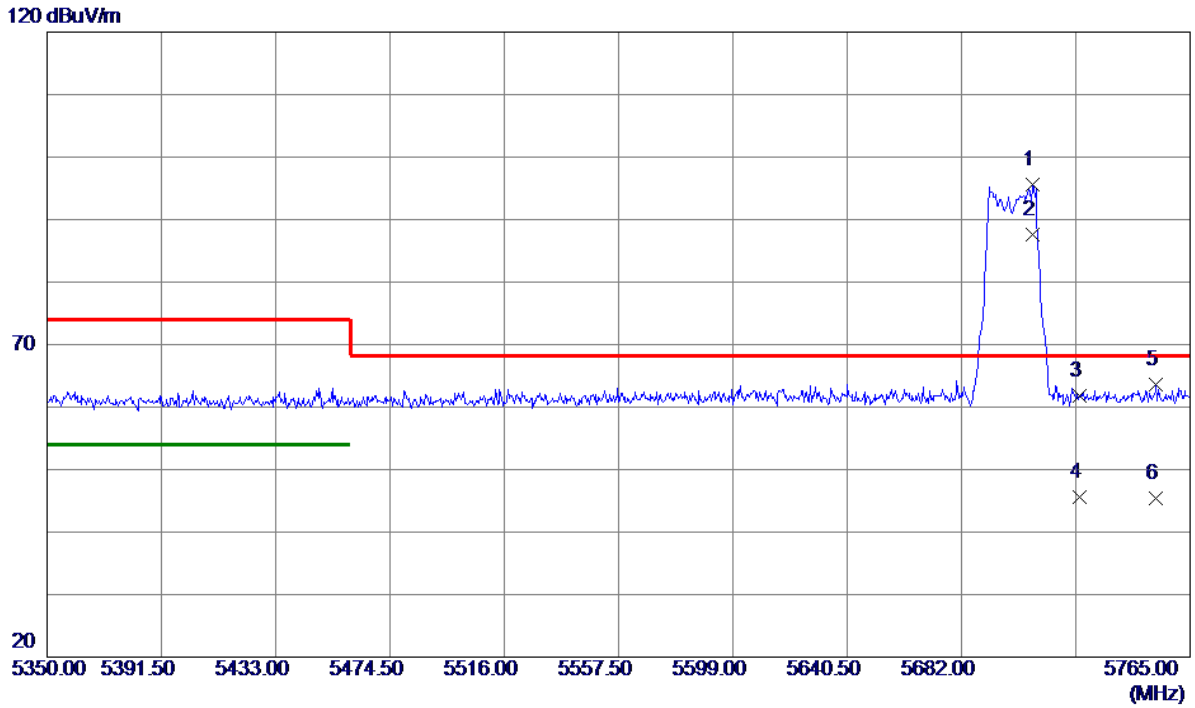

No.	Freq.	Reading Level	Correct Factor	Measure ment	Limit	Margin		
	MHz	dBuV/m	dB	dBuV/m	dBuV/m	dB	Detector	Comment
1 *	5707.9380	56.11	39.42	95.53	68.30	27.23	Peak	
2	5707.9380	48.10	39.42	87.52	999.00	-911.48	AVG	
3	5725.0000	22.25	39.46	61.71	68.30	-6.59	Peak	
4	5725.0000	6.12	39.46	45.58	999.00	-953.42	AVG	
5	5752.5500	24.03	39.52	63.55	68.30	-4.75	Peak	
6	5752.5500	5.91	39.52	45.43	999.00	-953.57	AVG	

REMARKS:
(1) Measurement Value = Reading Level + Correct Factor.
(2) Margin Level = Measurement Value - Limit Value.

Test Mode	UNII-2C_TX AC(VHT20) Mode 5700 MHz	Polarization	Vertical

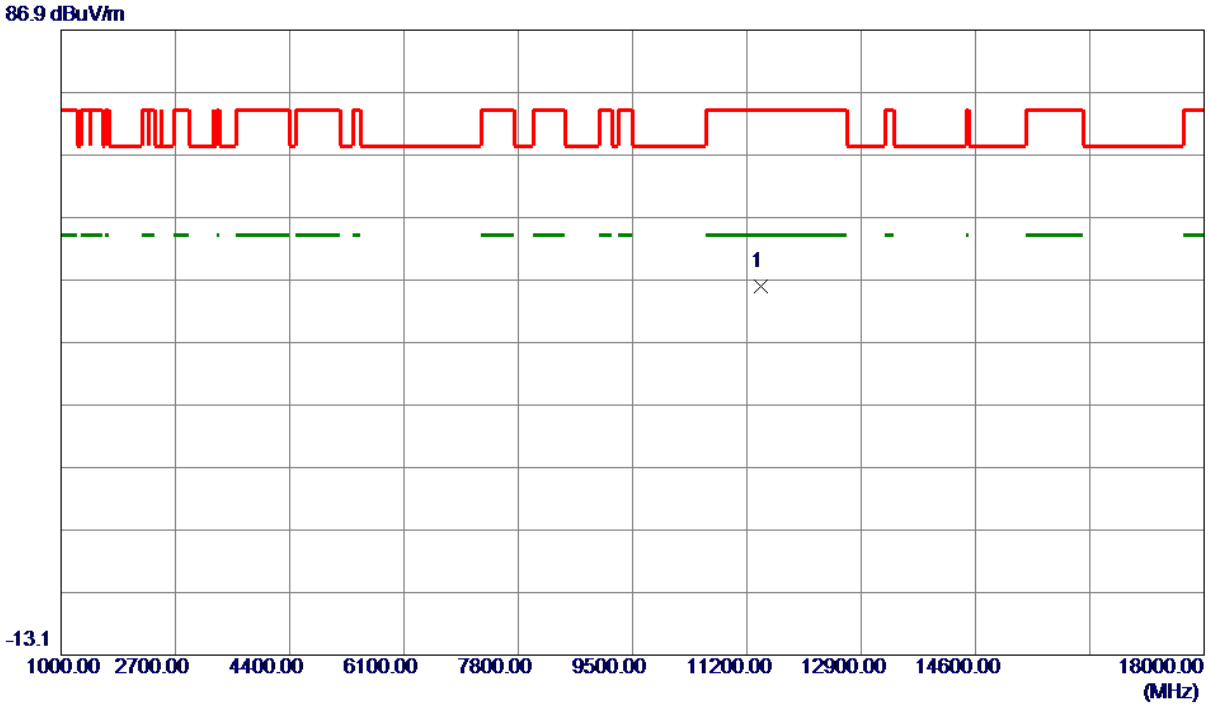

No.	Freq.	Reading Level	Correct Factor	Measure ment	Limit	Margin		
	MHz	dBuV/m	dB	dBuV/m	dBuV/m	dB	Detector	Comment
1 *	11400.0000	51.10	-5.19	45.91	74.00	-28.09	Peak	

REMARKS:
(1) Measurement Value = Reading Level + Correct Factor.
(2) Margin Level = Measurement Value - Limit Value.

Test Mode	UNII-2C_TX AC(VHT20) Mode 5700 MHz	Polarization	Horizontal

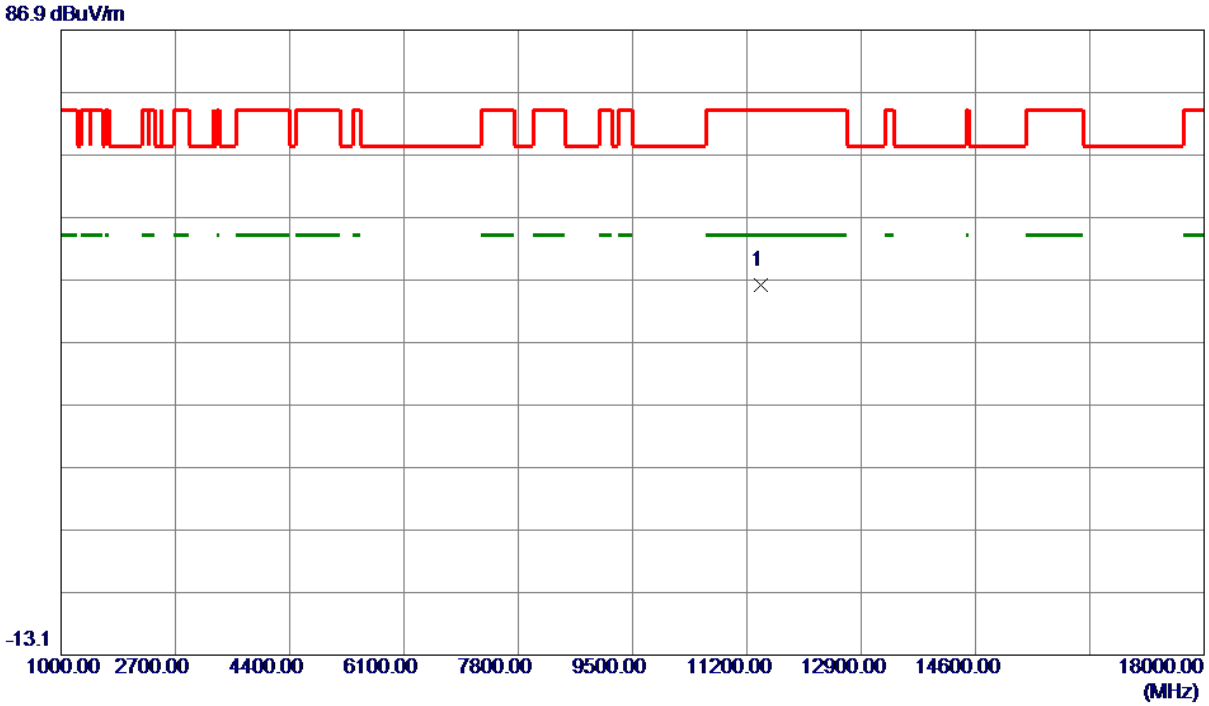

No.	Freq.	Reading Level	Correct Factor	Measure ment	Limit	Margin		
	MHz	dBuV/m	dB	dBuV/m	dBuV/m	dB	Detector	Comment
1 *	11400.0000	51.34	-5.19	46.15	74.00	-27.85	Peak	

REMARKS:
(1) Measurement Value = Reading Level + Correct Factor.
(2) Margin Level = Measurement Value - Limit Value.

Test Mode	UNII-2C_TX AC(VHT40) Mode 5510 MHz	Polarization	Vertical

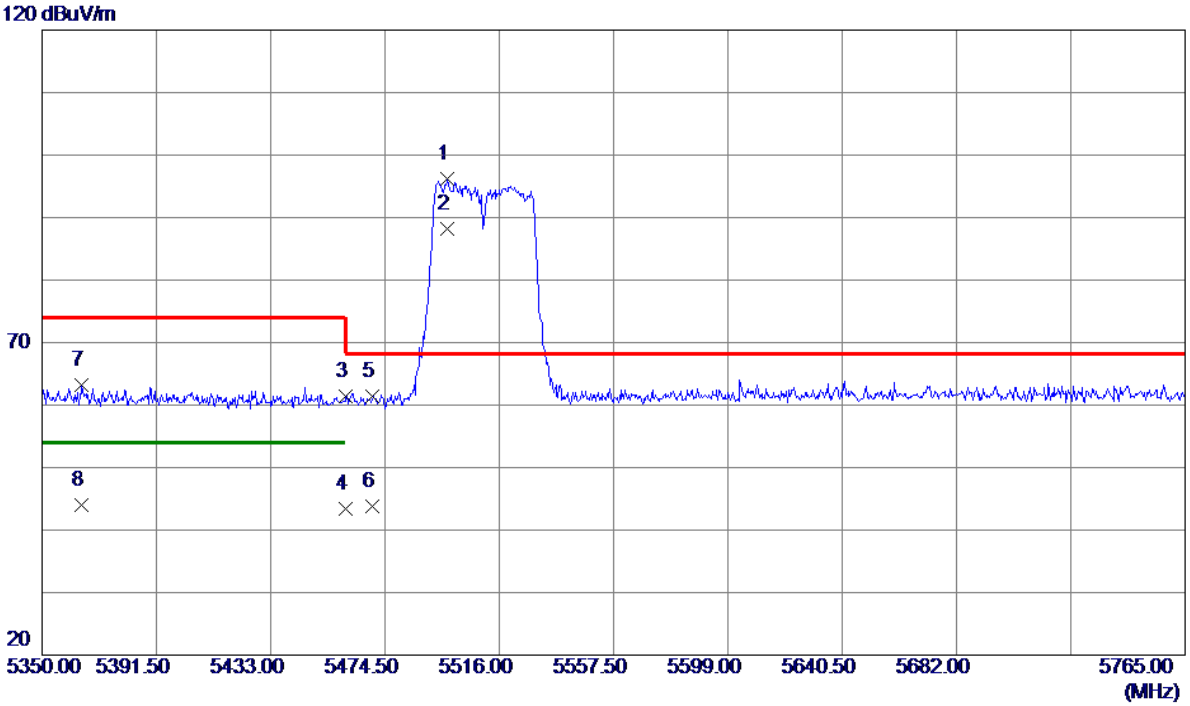

No.	Freq.	Reading Level	Correct Factor	Measure ment	Limit	Margin		
	MHz	dBuV/m	dB	dBuV/m	dBuV/m	dB	Detector	Comment
1 *	5497.3250	57.31	38.97	96.28	68.30	27.98	Peak	
2	5497.3250	49.31	38.97	88.28	999.00	-910.72	AVG	
3	5460.0000	22.39	38.95	61.34	74.00	-12.66	Peak	
4	5460.0000	4.48	38.95	43.43	54.00	-10.57	AVG	
5	5470.0000	22.48	38.96	61.44	68.30	-6.86	Peak	
6	5470.0000	4.85	38.96	43.81	999.00	-955.19	AVG	
7	5364.5250	24.20	38.91	63.11	74.00	-10.89	Peak	
8	5364.5250	5.08	38.91	43.99	54.00	-10.01	AVG	

REMARKS:
(1) Measurement Value = Reading Level + Correct Factor.
(2) Margin Level = Measurement Value - Limit Value.

Test Mode	UNII-2C_TX AC(VHT40) Mode 5510 MHz	Polarization	Vertical

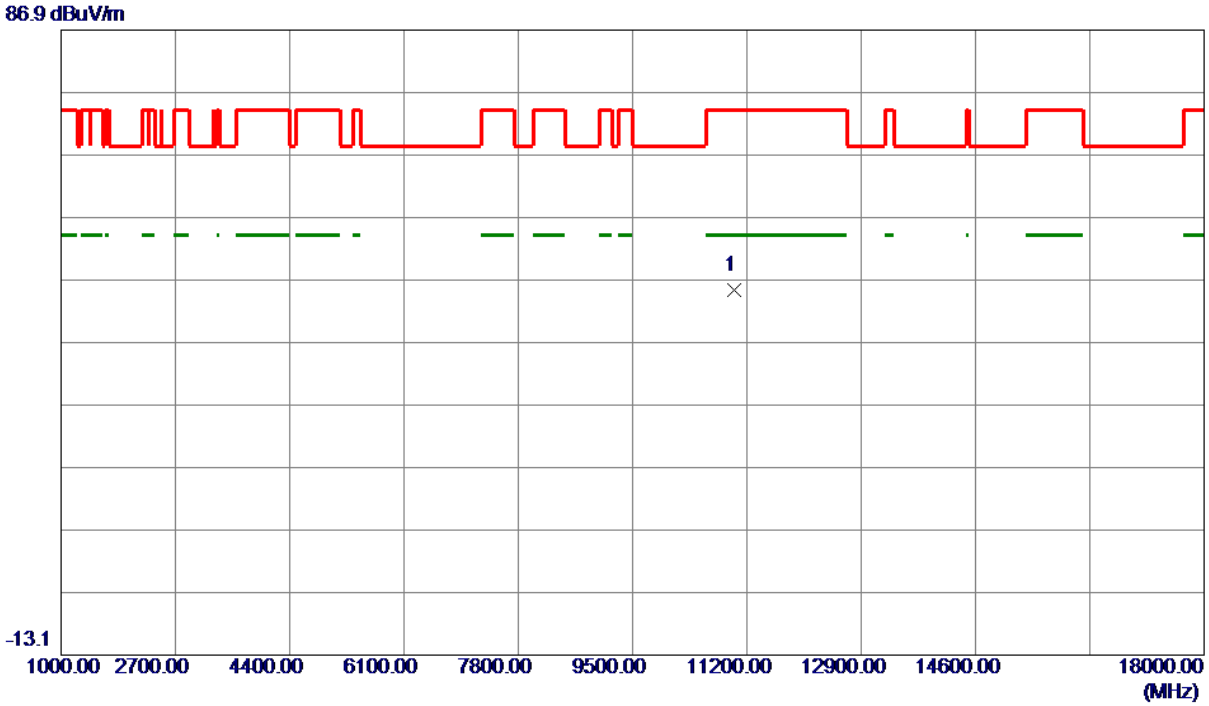

No.	Freq.	Reading Level	Correct Factor	Measure ment	Limit	Margin		
	MHz	dBuV/m	dB	dBuV/m	dBuV/m	dB	Detector	Comment
1 *	11020.0000	51.12	-5.84	45.28	74.00	-28.72	Peak	

REMARKS:
(1) Measurement Value = Reading Level + Correct Factor.
(2) Margin Level = Measurement Value - Limit Value.

Test Mode	UNII-2C_TX AC(VHT40) Mode 5510 MHz	Polarization	Horizontal

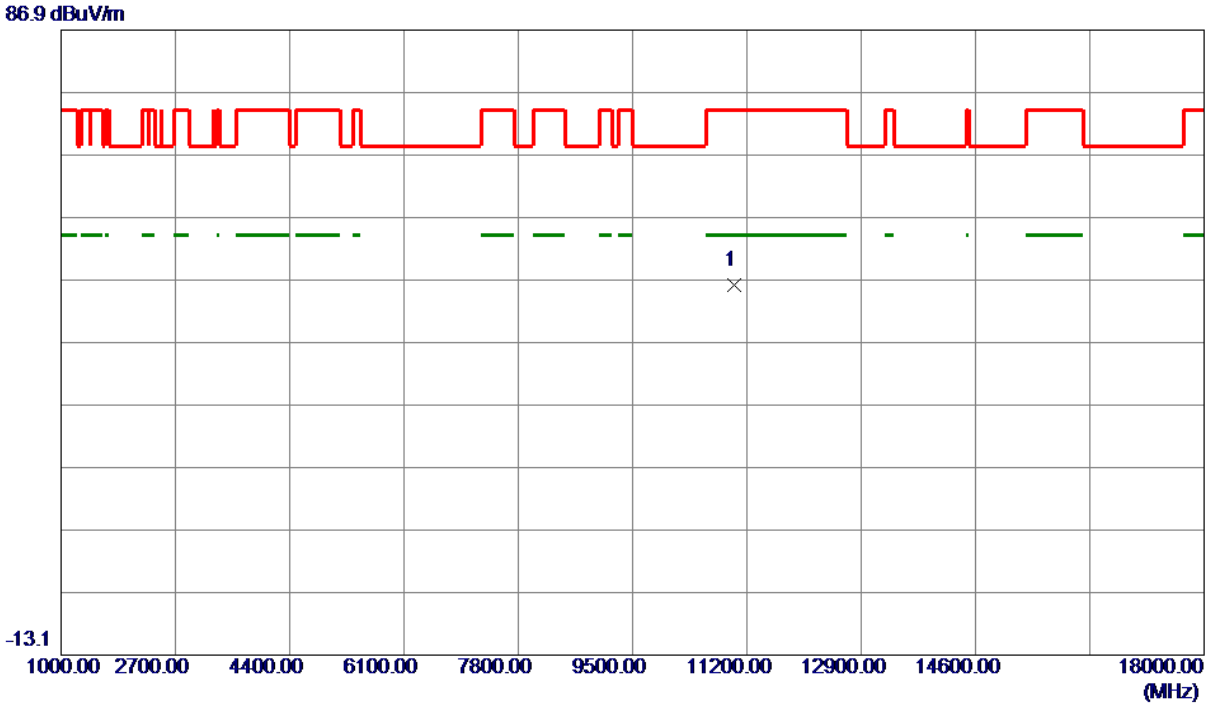

No.	Freq.	Reading Level	Correct Factor	Measure ment	Limit	Margin		
	MHz	dBuV/m	dB	dBuV/m	dBuV/m	dB	Detector	Comment
1 *	11020.0000	51.87	-5.84	46.03	74.00	-27.97	Peak	

REMARKS:
(1) Measurement Value = Reading Level + Correct Factor.
(2) Margin Level = Measurement Value - Limit Value.

Test Mode	UNII-2C_TX AC(VHT40) Mode 5550 MHz	Polarization	Vertical

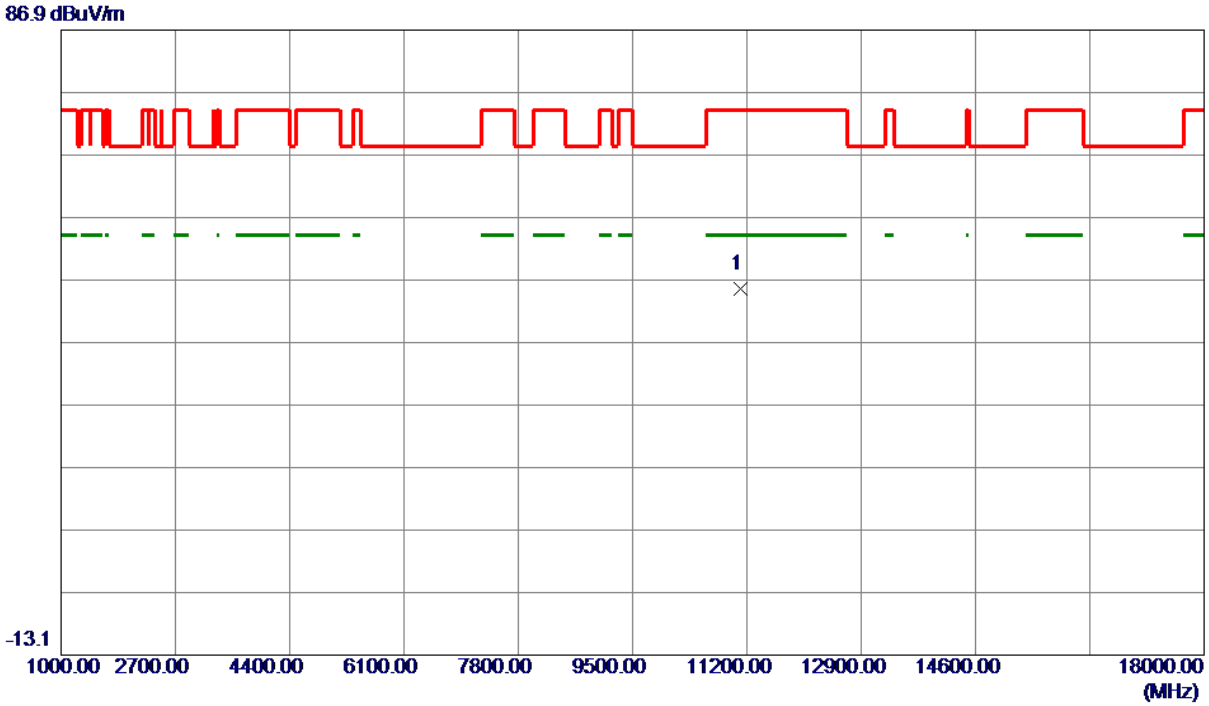

No.	Freq.	Reading Level	Correct Factor	Measure ment	Limit	Margin		
	MHz	dBuV/m	dB	dBuV/m	dBuV/m	dB	Detector	Comment
1 *	11100.0000	51.25	-5.70	45.55	74.00	-28.45	Peak	

REMARKS:
(1) Measurement Value = Reading Level + Correct Factor.
(2) Margin Level = Measurement Value - Limit Value.

Test Mode	UNII-2C_TX AC(VHT40) Mode 5550 MHz	Polarization	Horizontal

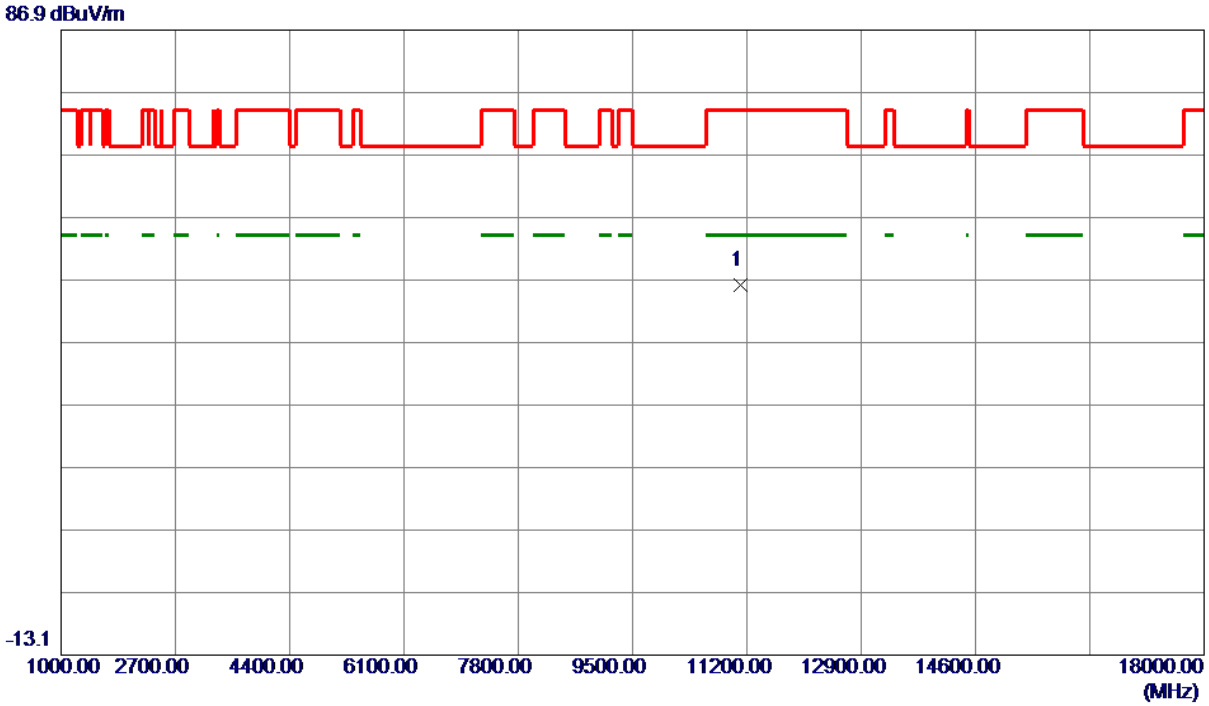

No.	Freq.	Reading Level	Correct Factor	Measure ment	Limit	Margin		
	MHz	dBuV/m	dB	dBuV/m	dBuV/m	dB	Detector	Comment
1 *	11100.0000	51.86	-5.70	46.16	74.00	-27.84	Peak	

REMARKS:
(1) Measurement Value = Reading Level + Correct Factor.
(2) Margin Level = Measurement Value - Limit Value.

Test Mode	UNII-2C_TX AC(VHT40) Mode 5670 MHz	Polarization	Vertical

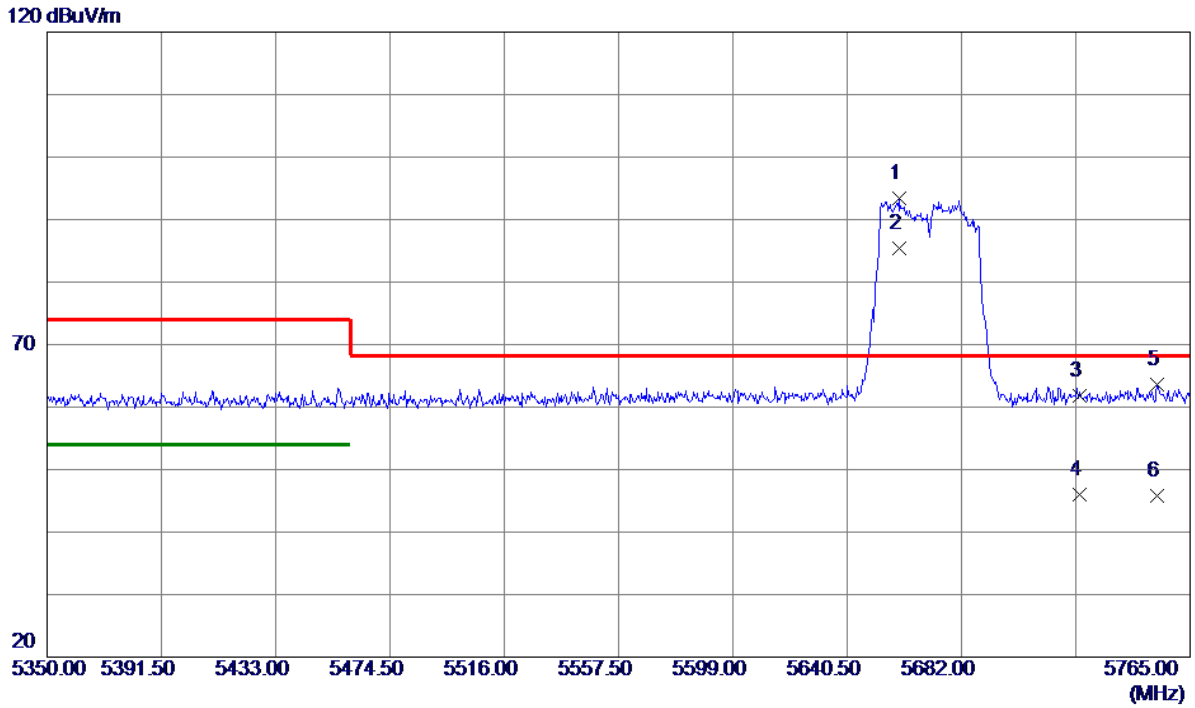

No.	Freq.	Reading Level	Correct Factor	Measure ment	Limit	Margin		
	MHz	dBuV/m	dB	dBuV/m	dBuV/m	dB	Detector	Comment
1 *	5659.1750	54.12	39.32	93.44	68.30	25.14	Peak	
2	5659.1750	46.00	39.32	85.32	999.00	-913.68	AVG	
3	5725.0000	22.32	39.46	61.78	68.30	-6.52	Peak	
4	5725.0000	6.59	39.46	46.05	999.00	-952.95	AVG	
5	5753.1720	24.05	39.52	63.57	68.30	-4.73	Peak	
6	5753.1720	6.37	39.52	45.89	999.00	-953.11	AVG	

REMARKS:
(1) Measurement Value = Reading Level + Correct Factor.
(2) Margin Level = Measurement Value - Limit Value.

Test Mode	UNII-2C_TX AC(VHT40) Mode 5670 MHz	Polarization	Vertical

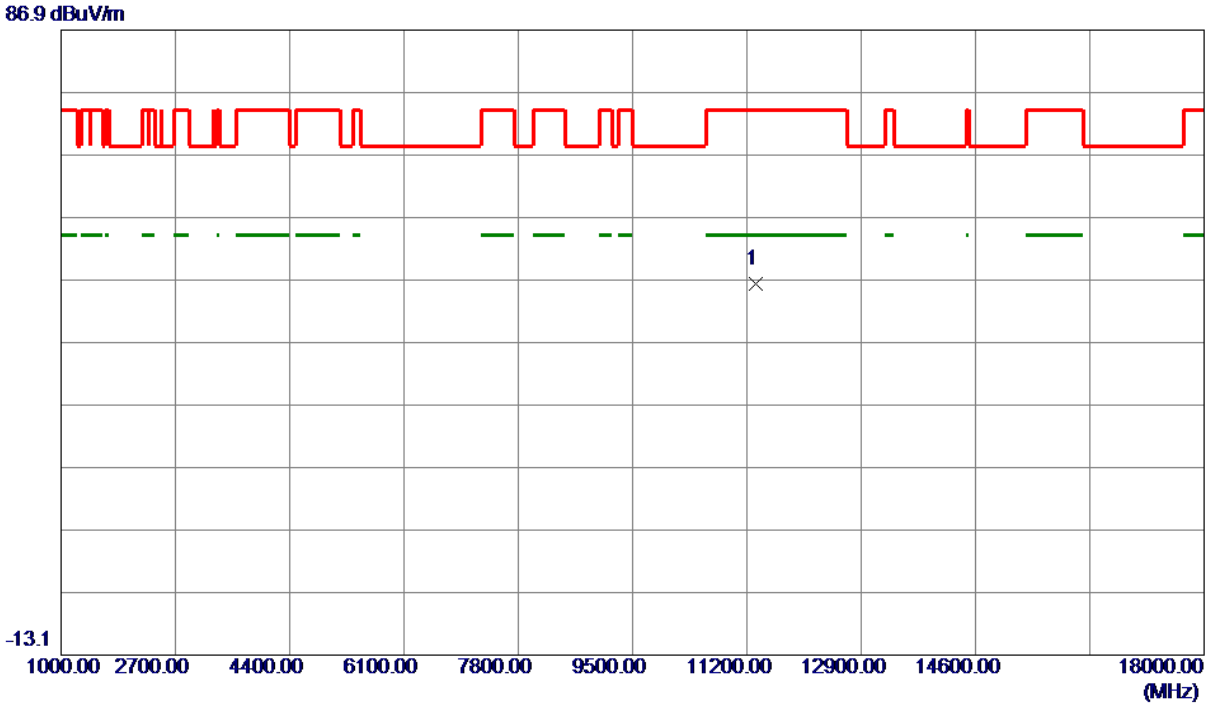

No.	Freq.	Reading Level	Correct Factor	Measure ment	Limit	Margin		
	MHz	dBuV/m	dB	dBuV/m	dBuV/m	dB	Detector	Comment
1 *	11340.0000	51.58	-5.29	46.29	74.00	-27.71	Peak	

REMARKS:
(1) Measurement Value = Reading Level + Correct Factor.
(2) Margin Level = Measurement Value - Limit Value.

Test Mode	UNII-2C_TX AC(VHT40) Mode 5670 MHz	Polarization	Horizontal

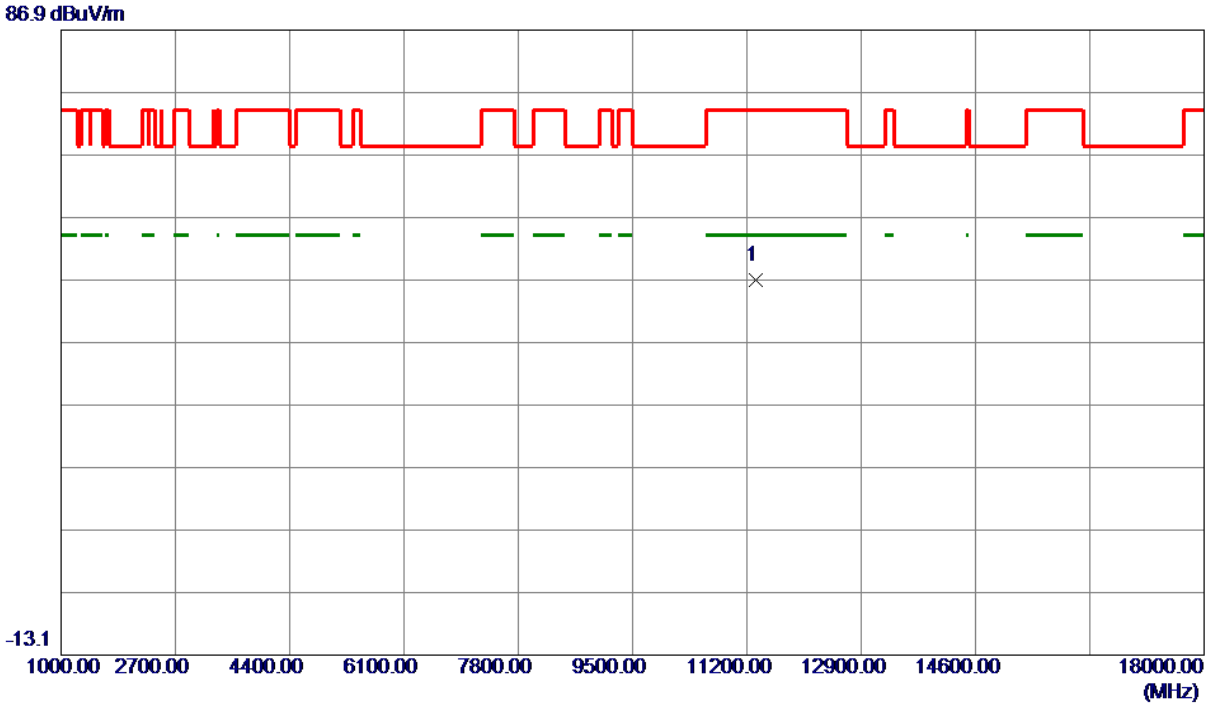

No.	Freq.	Reading Level	Correct Factor	Measure ment	Limit	Margin		
	MHz	dBuV/m	dB	dBuV/m	dBuV/m	dB	Detector	Comment
1 *	11340.0000	52.23	-5.29	46.94	74.00	-27.06	Peak	

REMARKS:
(1) Measurement Value = Reading Level + Correct Factor.
(2) Margin Level = Measurement Value - Limit Value.

Test Mode	UNII-2C_TX AC(VHT80) Mode 5530 MHz	Polarization	Vertical

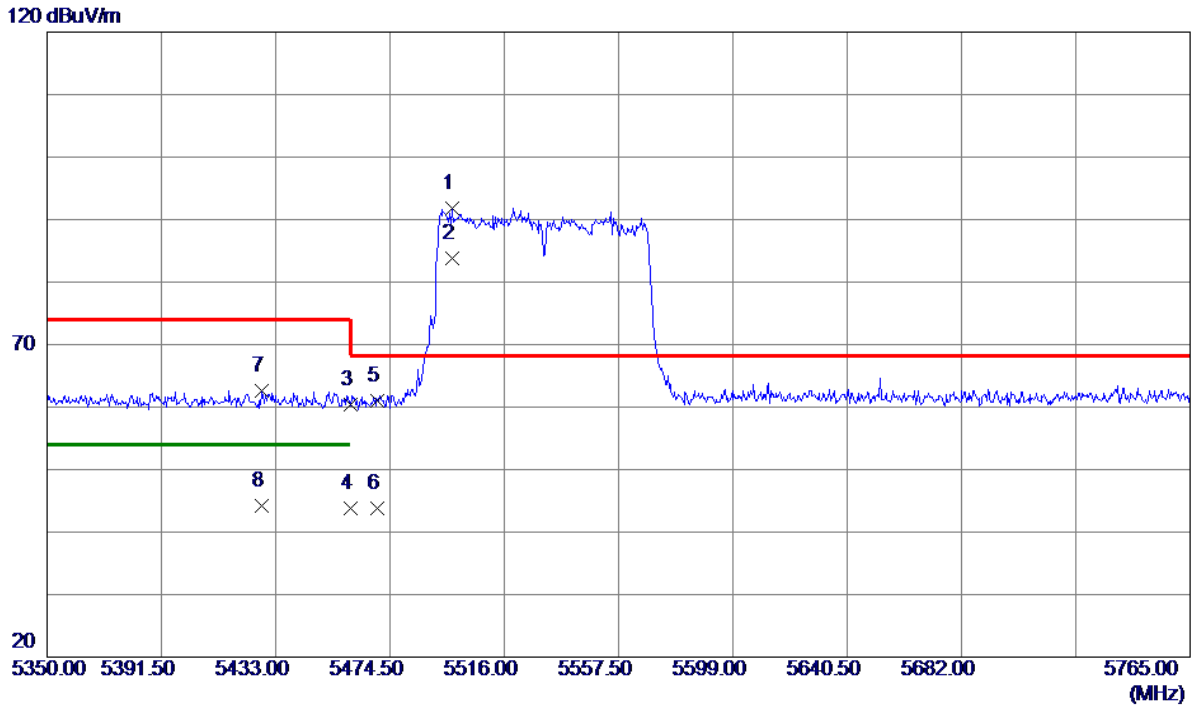

No.	Freq.	Reading Level	Correct Factor	Measure ment	Limit	Margin		
	MHz	dBuV/m	dB	dBuV/m	dBuV/m	dB	Detector	Comment
1 *	5497.1180	52.87	38.97	91.84	68.30	23.54	Peak	
2	5497.1180	44.91	38.97	83.88	999.00	-915.12	AVG	
3	5460.0000	21.50	38.95	60.45	74.00	-13.55	Peak	
4	5460.0000	4.94	38.95	43.89	54.00	-10.11	AVG	
5	5470.0000	22.11	38.96	61.07	68.30	-7.23	Peak	
6	5470.0000	4.91	38.96	43.87	999.00	-955.13	AVG	
7	5428.0200	23.72	38.94	62.66	74.00	-11.34	Peak	
8	5428.0200	5.22	38.94	44.16	54.00	-9.84	AVG	

REMARKS:
(1) Measurement Value = Reading Level + Correct Factor.
(2) Margin Level = Measurement Value - Limit Value.

Test Mode	UNII-2C_TX AC(VHT80) Mode 5530 MHz	Polarization	Vertical

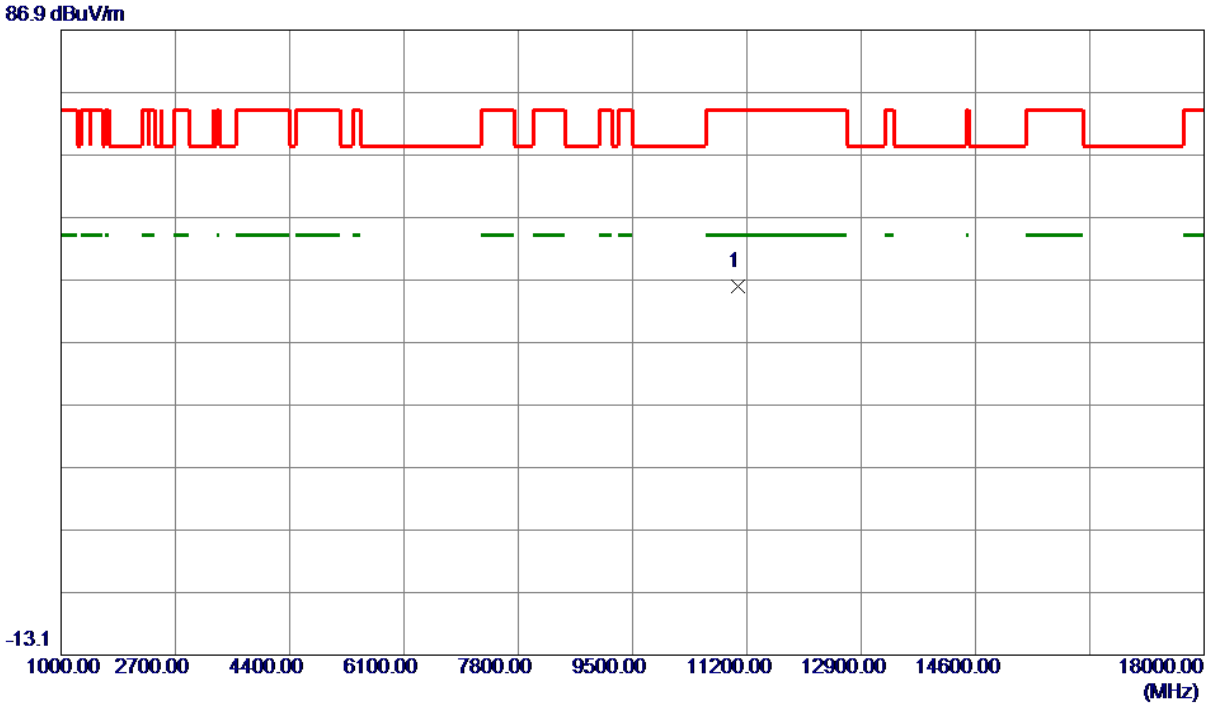

No.	Freq.	Reading Level	Correct Factor	Measure ment	Limit	Margin		
	MHz	dBuV/m	dB	dBuV/m	dBuV/m	dB	Detector	Comment
1 *	11060.0000	51.74	-5.77	45.97	74.00	-28.03	Peak	

REMARKS:
(1) Measurement Value = Reading Level + Correct Factor.
(2) Margin Level = Measurement Value - Limit Value.

Test Mode	UNII-2C_TX AC(VHT80) Mode 5530 MHz	Polarization	Horizontal

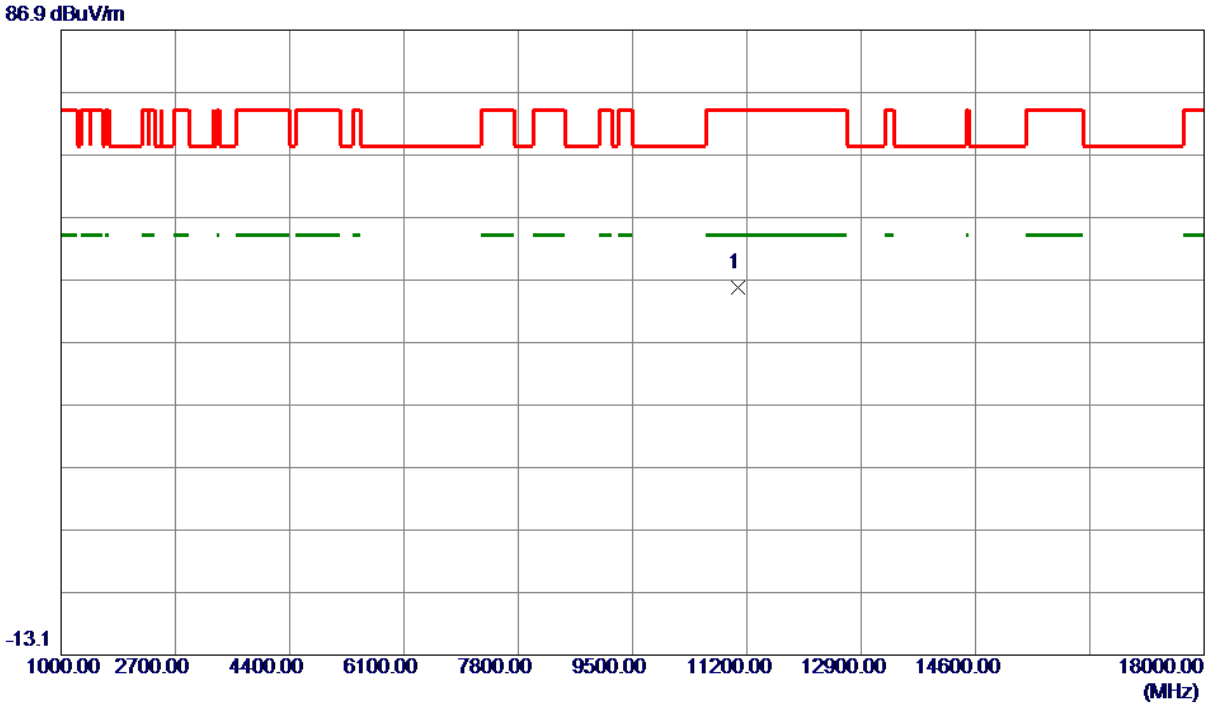

No.	Freq.	Reading Level	Correct Factor	Measure ment	Limit	Margin		
	MHz	dBuV/m	dB	dBuV/m	dBuV/m	dB	Detector	Comment
1 *	11060.0000	51.53	-5.77	45.76	74.00	-28.24	Peak	

REMARKS:
(1) Measurement Value = Reading Level + Correct Factor.
(2) Margin Level = Measurement Value - Limit Value.

Test Mode	UNII-2C_TX AC(VHT80) Mode 5610 MHz	Polarization	Vertical

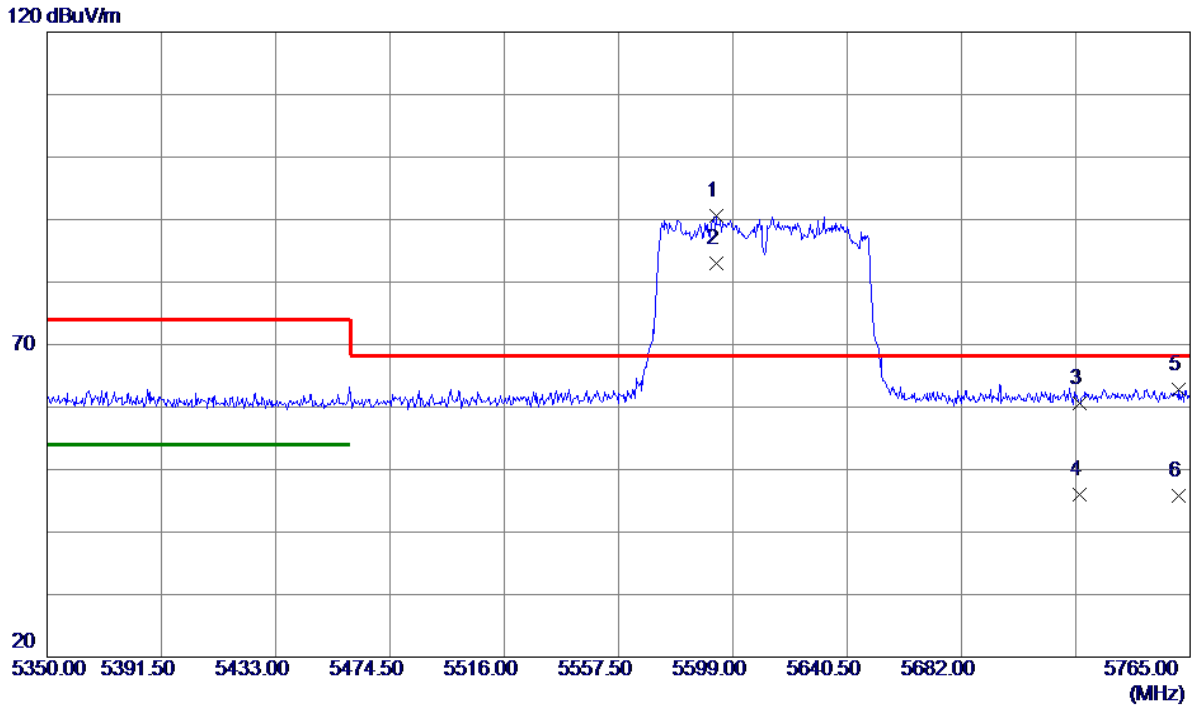

No.	Freq.	Reading Level	Correct Factor	Measure ment	Limit	Margin		
	MHz	dBuV/m	dB	dBuV/m	dBuV/m	dB	Detector	Comment
1 *	5592.9830	51.36	39.17	90.53	68.30	22.23	Peak	
2	5592.9830	43.75	39.17	82.92	999.00	-916.08	AVG	
3	5725.0000	21.23	39.46	60.69	68.30	-7.61	Peak	
4	5725.0000	6.59	39.46	46.05	999.00	-952.95	AVG	
5	5761.0570	23.34	39.54	62.88	68.30	-5.42	Peak	
6	5761.0570	6.20	39.54	45.74	999.00	-953.26	AVG	

REMARKS:
(1) Measurement Value = Reading Level + Correct Factor.
(2) Margin Level = Measurement Value - Limit Value.

Test Mode	UNII-2C_TX AC(VHT80) Mode 5610 MHz	Polarization	Vertical

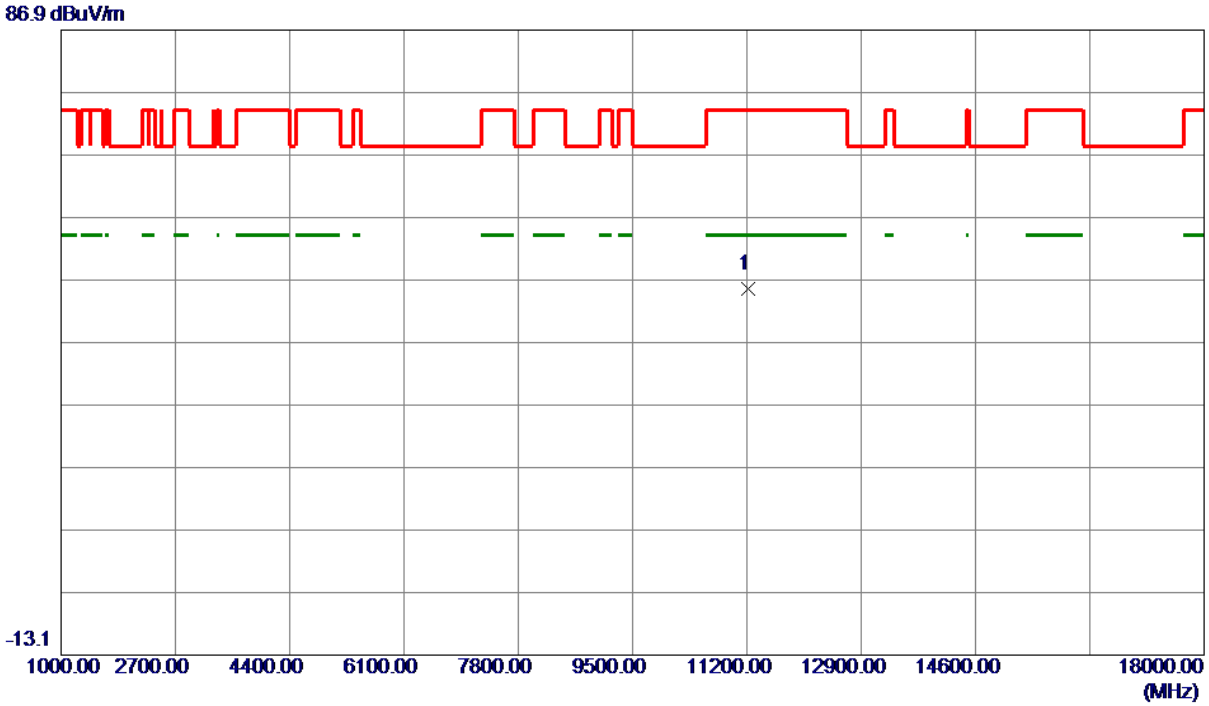

No.	Freq.	Reading Level	Correct Factor	Measure ment	Limit	Margin		
	MHz	dBuV/m	dB	dBuV/m	dBuV/m	dB	Detector	Comment
1 *	11220.0000	50.94	-5.50	45.44	74.00	-28.56	Peak	

REMARKS:
(1) Measurement Value = Reading Level + Correct Factor.
(2) Margin Level = Measurement Value - Limit Value.

Test Mode	UNII-2C_TX AC(VHT80) Mode 5610 MHz	Polarization	Horizontal

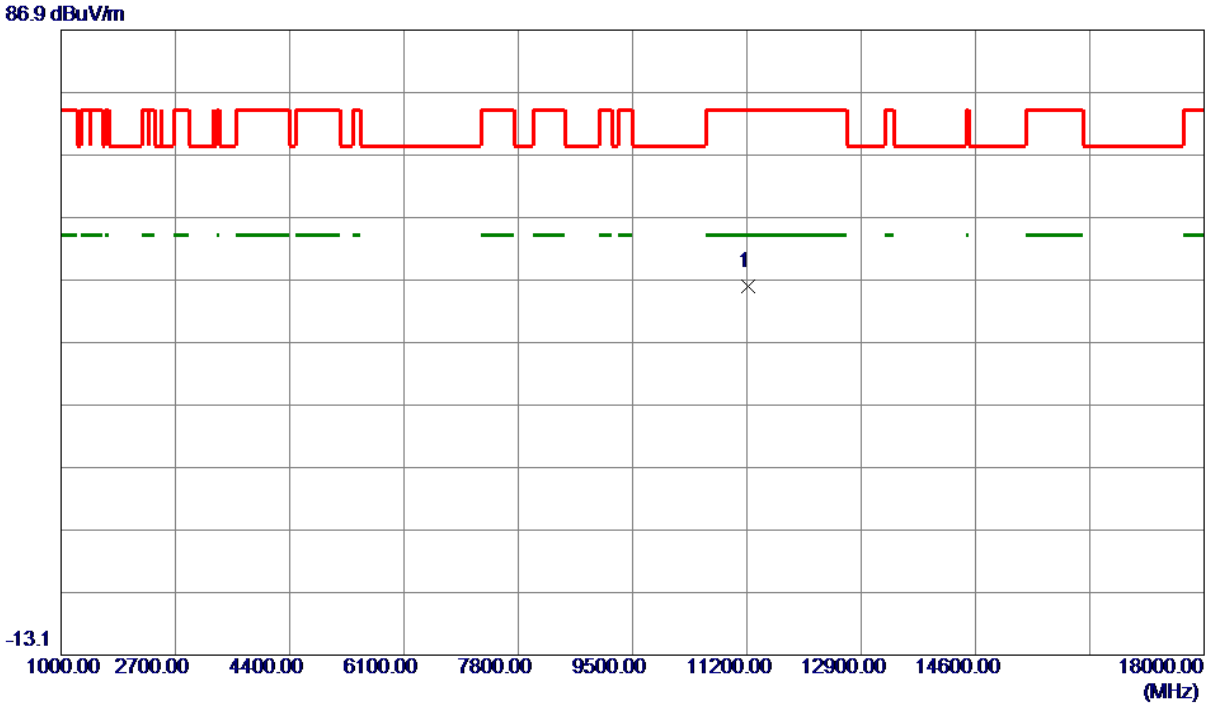

No.	Freq.	Reading Level	Correct Factor	Measure ment	Limit	Margin		
	MHz	dBuV/m	dB	dBuV/m	dBuV/m	dB	Detector	Comment
1 *	11220.0000	51.47	-5.50	45.97	74.00	-28.03	Peak	

REMARKS:
(1) Measurement Value = Reading Level + Correct Factor.
(2) Margin Level = Measurement Value - Limit Value.

Test Mode	UNII-2C_TX AX(HE20) Mode 5500 MHz	Polarization	Vertical

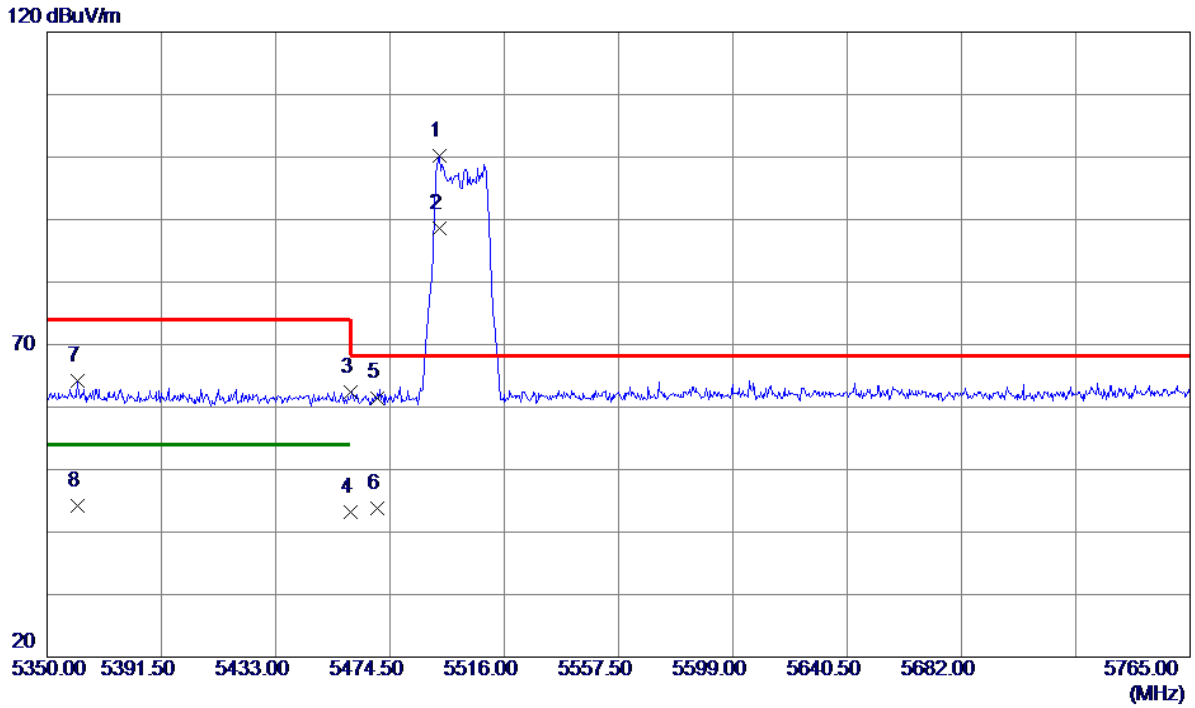

No.	Freq.	Reading Level	Correct Factor	Measure ment	Limit	Margin		
	MHz	dBuV/m	dB	dBuV/m	dBuV/m	dB	Detector	Comment
1 *	5492.3450	61.30	38.97	100.27	68.30	31.97	Peak	
2	5492.3450	49.62	38.97	88.59	999.00	-910.41	AVG	
3	5460.0000	23.47	38.95	62.42	74.00	-11.58	Peak	
4	5460.0000	4.32	38.95	43.27	54.00	-10.73	AVG	
5	5470.0000	22.54	38.96	61.50	68.30	-6.80	Peak	
6	5470.0000	4.82	38.96	43.78	999.00	-955.22	AVG	
7	5360.9980	25.38	38.91	64.29	74.00	-9.71	Peak	
8	5360.9980	5.37	38.91	44.28	54.00	-9.72	AVG	

REMARKS:
(1) Measurement Value = Reading Level + Correct Factor.
(2) Margin Level = Measurement Value - Limit Value.

Test Mode	UNII-2C_TX AX(HE20) Mode 5500 MHz	Polarization	Vertical

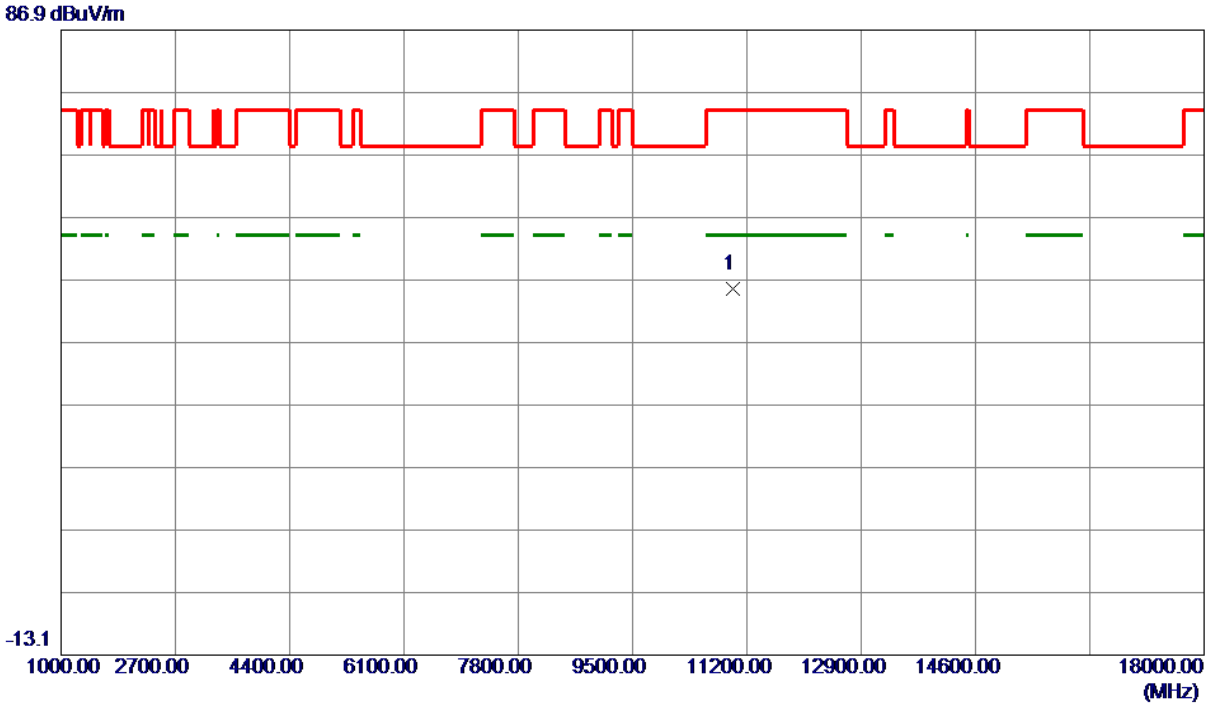

No.	Freq.	Reading Level	Correct Factor	Measure ment	Limit	Margin		
	MHz	dBuV/m	dB	dBuV/m	dBuV/m	dB	Detector	Comment
1 *	11000.0000	51.34	-5.87	45.47	74.00	-28.53	Peak	

REMARKS:
(1) Measurement Value = Reading Level + Correct Factor.
(2) Margin Level = Measurement Value - Limit Value.

Test Mode	UNII-2C_TX AX(HE20) Mode 5500 MHz	Polarization	Horizontal

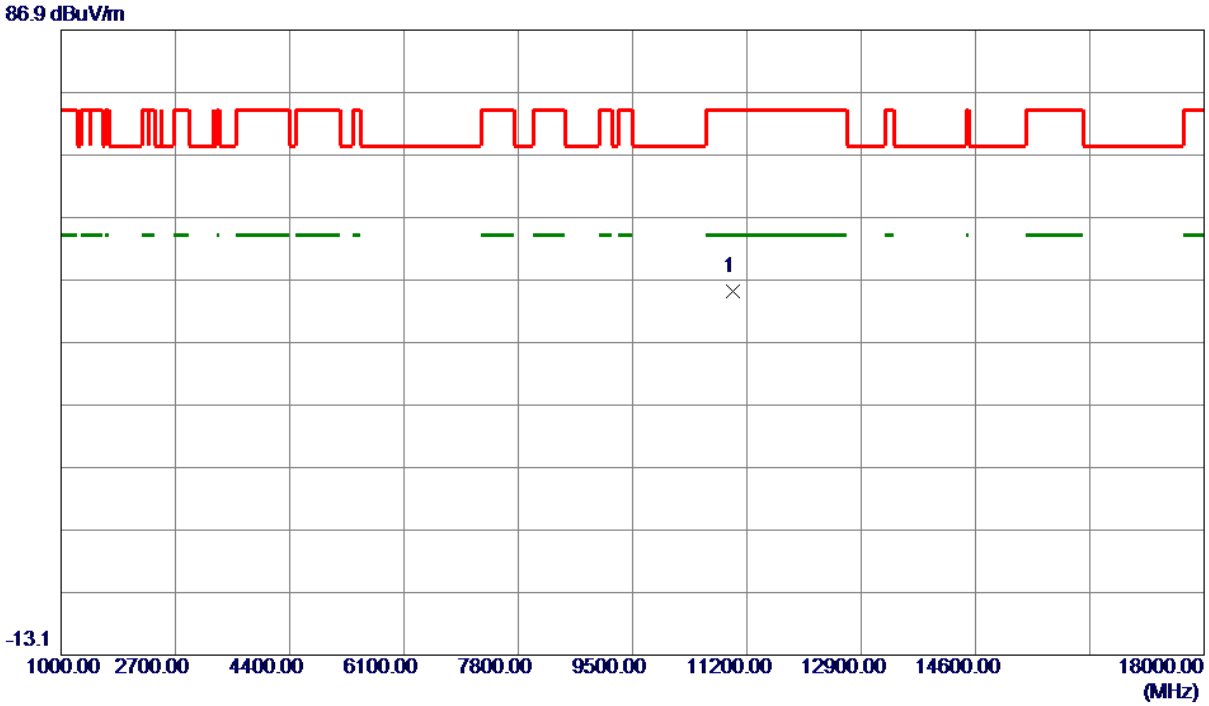

No.	Freq.	Reading Level	Correct Factor	Measure ment	Limit	Margin		
	MHz	dBuV/m	dB	dBuV/m	dBuV/m	dB	Detector	Comment
1 *	11000.0000	51.06	-5.87	45.19	74.00	-28.81	Peak	

REMARKS:
(1) Measurement Value = Reading Level + Correct Factor.
(2) Margin Level = Measurement Value - Limit Value.

Test Mode	UNII-2C_TX AX(HE20) Mode 5580 MHz	Polarization	Vertical

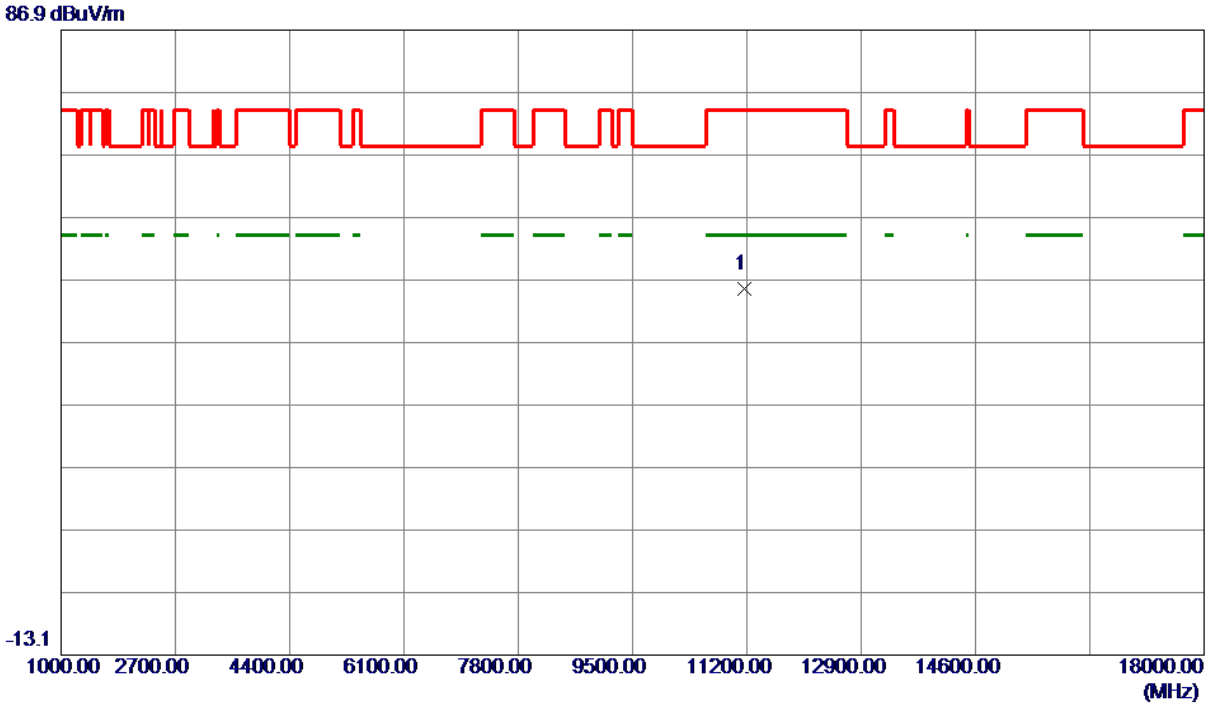

No.	Freq.	Reading Level	Correct Factor	Measure ment	Limit	Margin		
	MHz	dBuV/m	dB	dBuV/m	dBuV/m	dB	Detector	Comment
1 *	11160.0000	51.04	-5.60	45.44	74.00	-28.56	Peak	

REMARKS:
(1) Measurement Value = Reading Level + Correct Factor.
(2) Margin Level = Measurement Value - Limit Value.

Test Mode	UNII-2C_TX AX(HE20) Mode 5580 MHz	Polarization	Horizontal

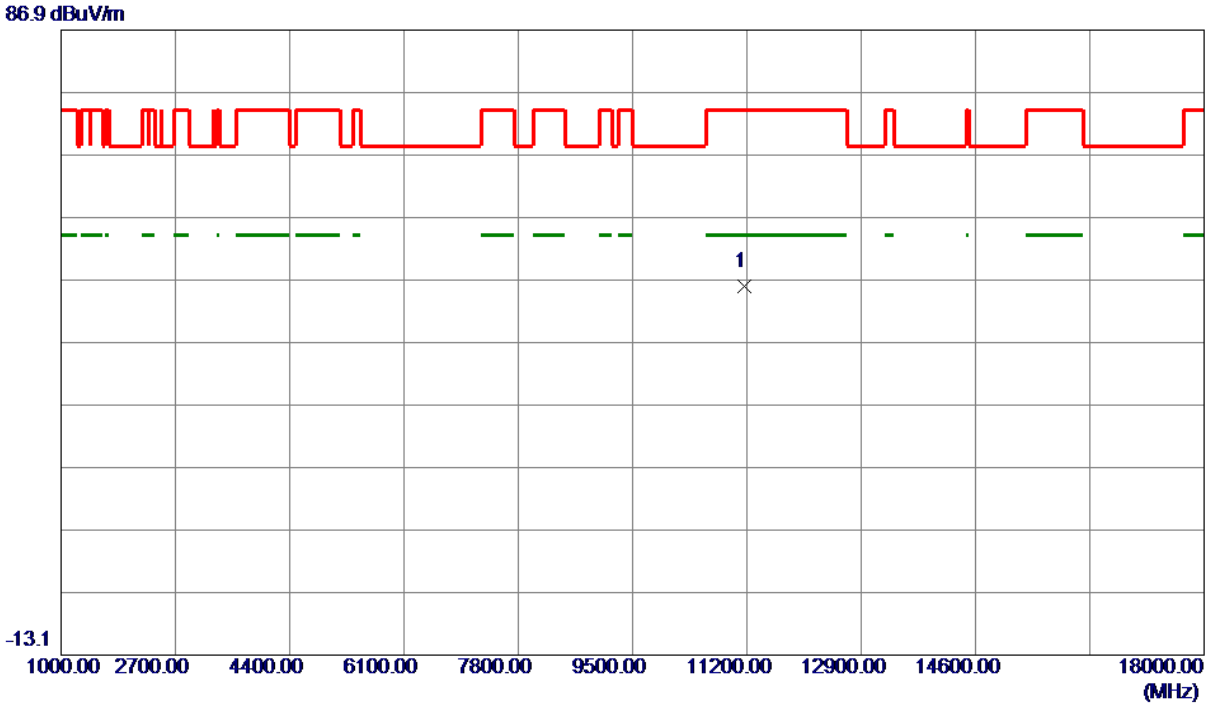

No.	Freq.	Reading Level	Correct Factor	Measure ment	Limit	Margin		
	MHz	dBuV/m	dB	dBuV/m	dBuV/m	dB	Detector	Comment
1 *	11160.0000	51.52	-5.60	45.92	74.00	-28.08	Peak	

REMARKS:
(1) Measurement Value = Reading Level + Correct Factor.
(2) Margin Level = Measurement Value - Limit Value.

Test Mode	UNII-2C_TX AX(HE20) Mode 5700 MHz	Polarization	Vertical

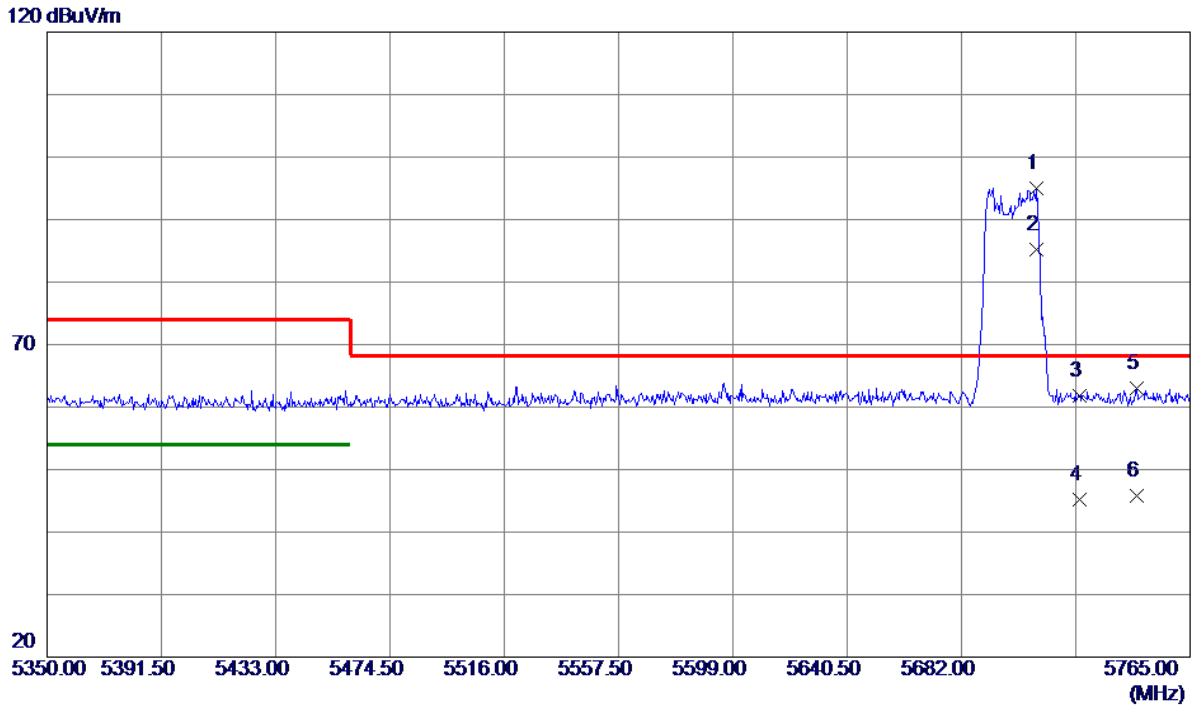

No.	Freq.	Reading Level	Correct Factor	Measure ment	Limit	Margin		
	MHz	dBuV/m	dB	dBuV/m	dBuV/m	dB	Detector	Comment
1 *	5709.3900	55.66	39.43	95.09	68.30	26.79	Peak	
2	5709.3900	45.77	39.43	85.20	999.00	-913.80	AVG	
3	5725.0000	22.33	39.46	61.79	68.30	-6.51	Peak	
4	5725.0000	5.82	39.46	45.28	999.00	-953.72	AVG	
5	5745.4950	23.52	39.51	63.03	68.30	-5.27	Peak	
6	5745.4950	6.37	39.51	45.88	999.00	-953.12	AVG	

REMARKS:
(1) Measurement Value = Reading Level + Correct Factor.
(2) Margin Level = Measurement Value - Limit Value.

Test Mode	UNII-2C_TX AX(HE20) Mode 5700 MHz	Polarization	Vertical

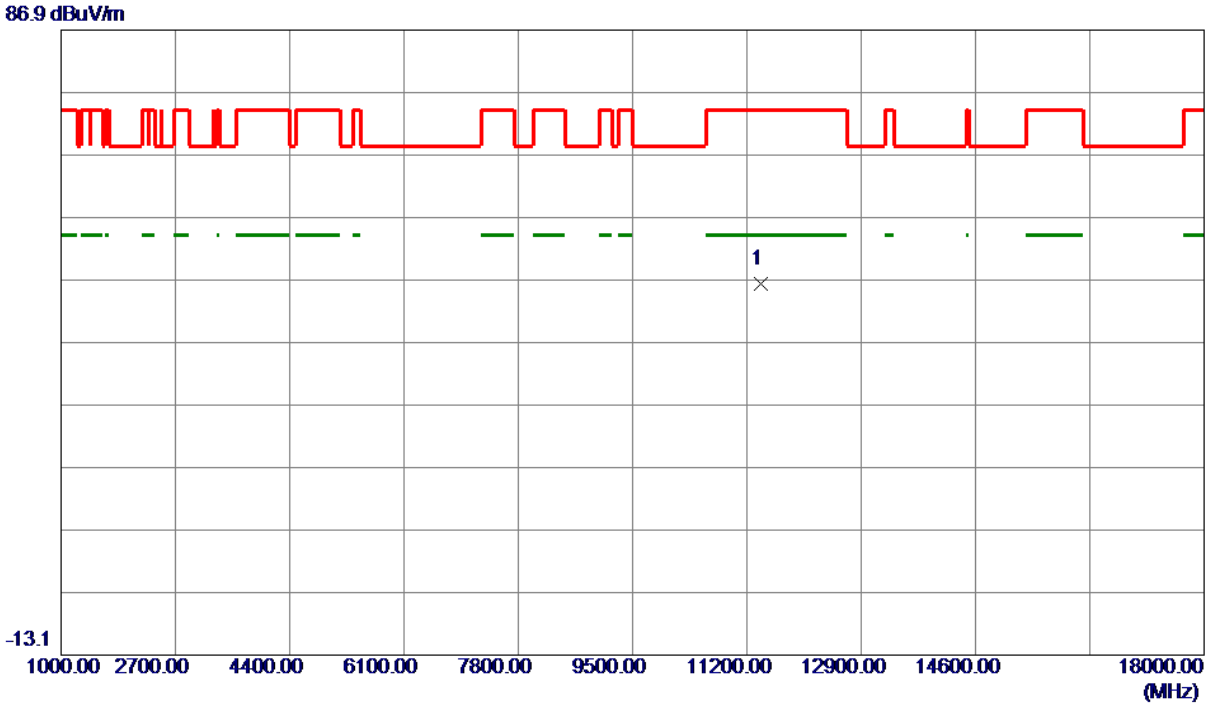

No.	Freq.	Reading Level	Correct Factor	Measure ment	Limit	Margin		
	MHz	dBuV/m	dB	dBuV/m	dBuV/m	dB	Detector	Comment
1 *	11400.0000	51.55	-5.19	46.36	74.00	-27.64	Peak	

REMARKS:
(1) Measurement Value = Reading Level + Correct Factor.
(2) Margin Level = Measurement Value - Limit Value.

Test Mode	UNII-2C_TX AX(HE20) Mode 5700 MHz	Polarization	Horizontal

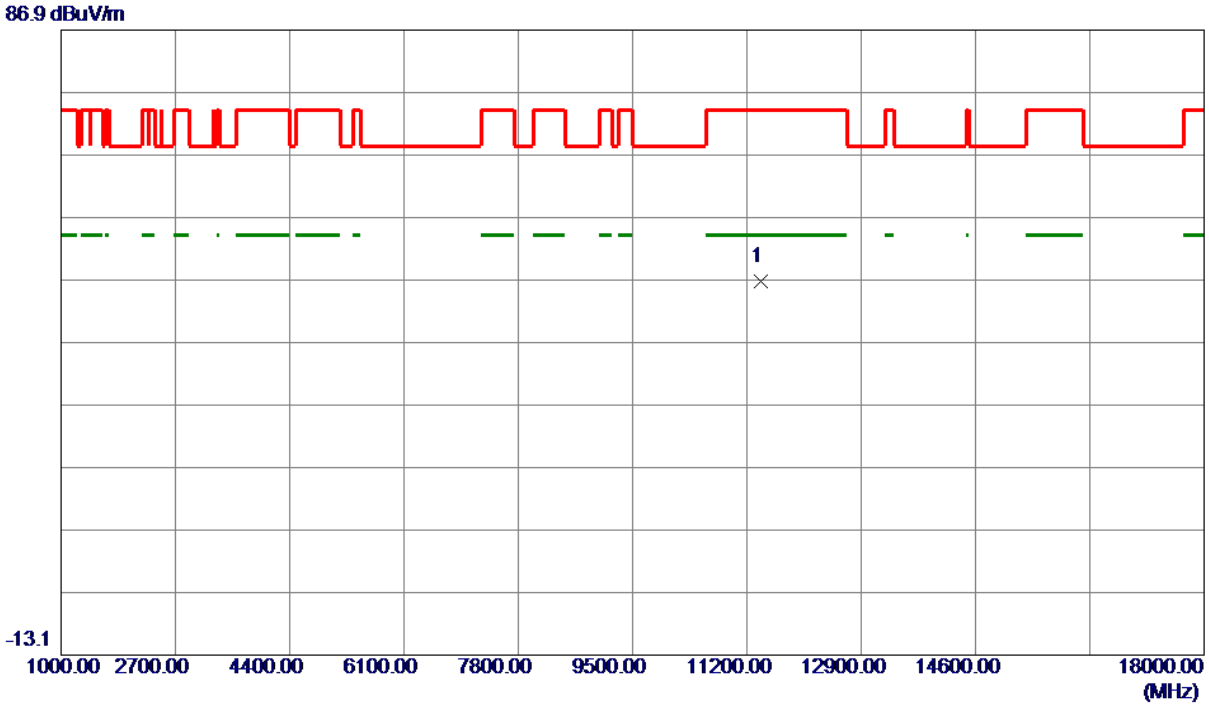

No.	Freq.	Reading Level	Correct Factor	Measure ment	Limit	Margin		
	MHz	dBuV/m	dB	dBuV/m	dBuV/m	dB	Detector	Comment
1 *	11400.0000	51.98	-5.19	46.79	74.00	-27.21	Peak	

REMARKS:
(1) Measurement Value = Reading Level + Correct Factor.
(2) Margin Level = Measurement Value - Limit Value.

Test Mode	UNII-2C_TX AX(HE40) Mode 5510 MHz	Polarization	Vertical

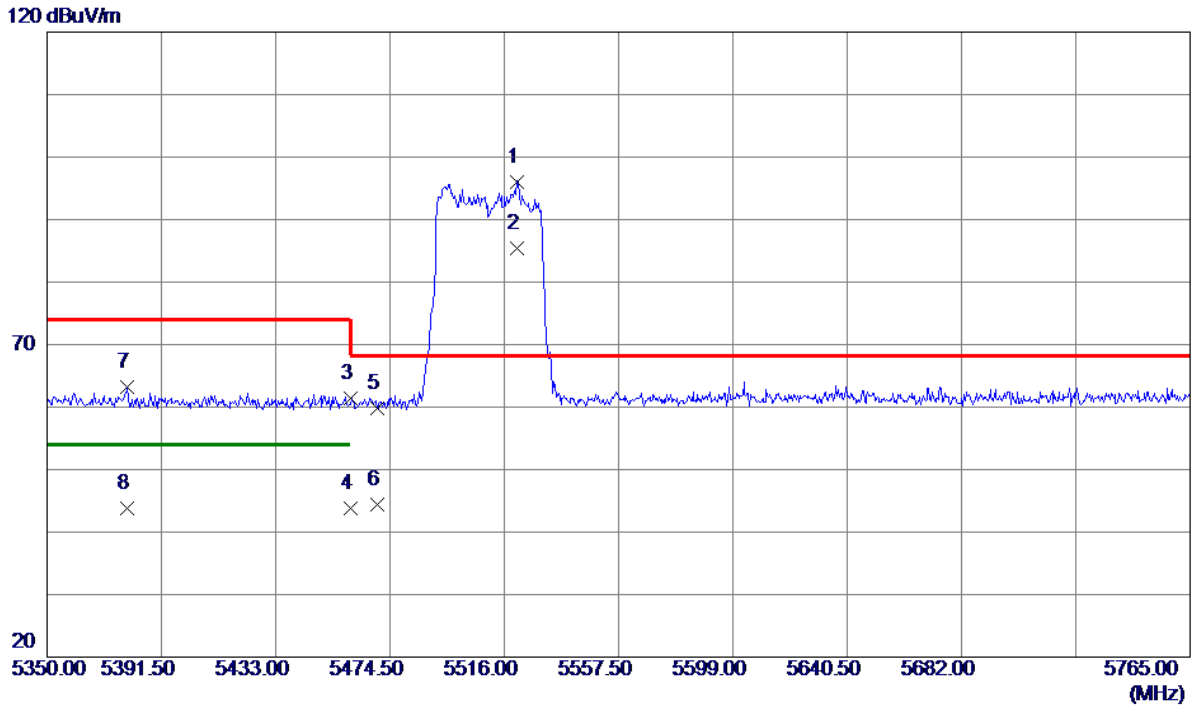

No.	Freq.	Reading Level	Correct Factor	Measure ment	Limit	Margin		
	MHz	dBuV/m	dB	dBuV/m	dBuV/m	dB	Detector	Comment
1 *	5520.7730	57.08	39.02	96.10	68.30	27.80	Peak	
2	5520.7730	46.40	39.02	85.42	999.00	-913.58	AVG	
3	5460.0000	22.52	38.95	61.47	74.00	-12.53	Peak	
4	5460.0000	4.90	38.95	43.85	54.00	-10.15	AVG	
5	5470.0000	20.87	38.96	59.83	68.30	-8.47	Peak	
6	5470.0000	5.47	38.96	44.43	999.00	-954.57	AVG	
7	5379.0500	24.24	38.92	63.16	74.00	-10.84	Peak	
8	5379.0500	4.88	38.92	43.80	54.00	-10.20	AVG	

REMARKS:
(1) Measurement Value = Reading Level + Correct Factor.
(2) Margin Level = Measurement Value - Limit Value.

Test Mode	UNII-2C_TX AX(HE40) Mode 5510 MHz	Polarization	Vertical

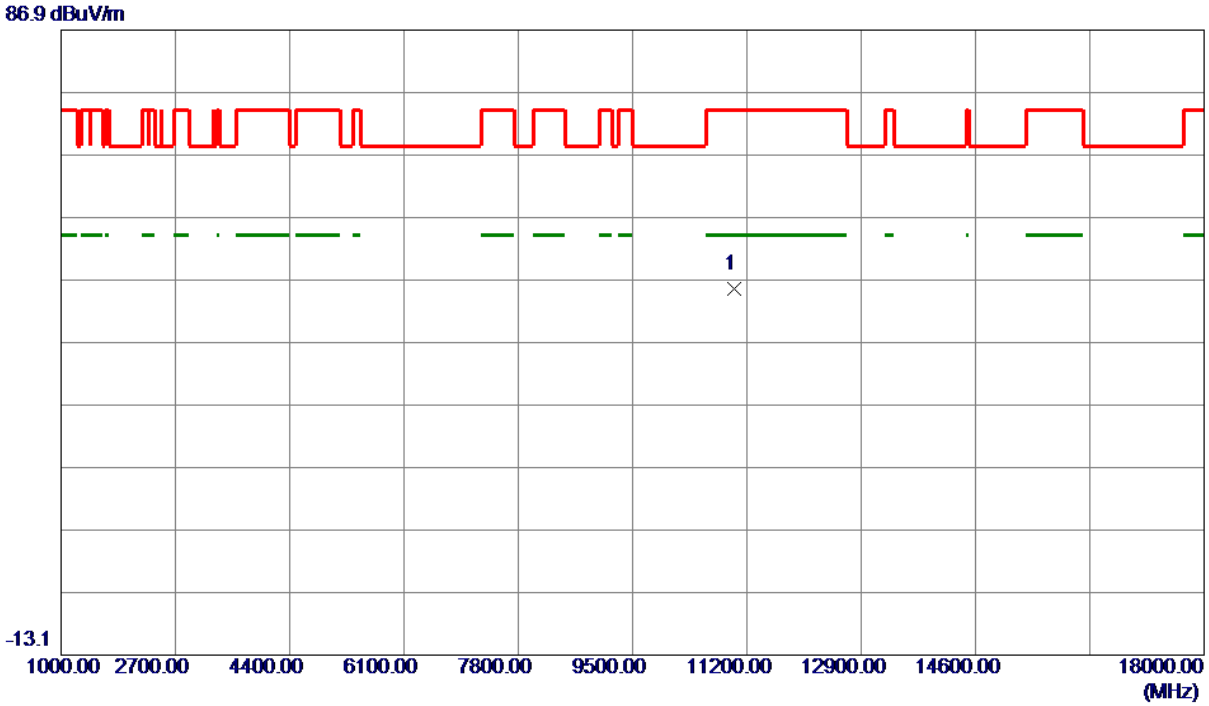

No.	Freq.	Reading Level	Correct Factor	Measure ment	Limit	Margin		
	MHz	dBuV/m	dB	dBuV/m	dBuV/m	dB	Detector	Comment
1 *	11020.0000	51.38	-5.84	45.54	74.00	-28.46	Peak	

REMARKS:
(1) Measurement Value = Reading Level + Correct Factor.
(2) Margin Level = Measurement Value - Limit Value.

Test Mode	UNII-2C_TX AX(HE40) Mode 5510 MHz	Polarization	Horizontal

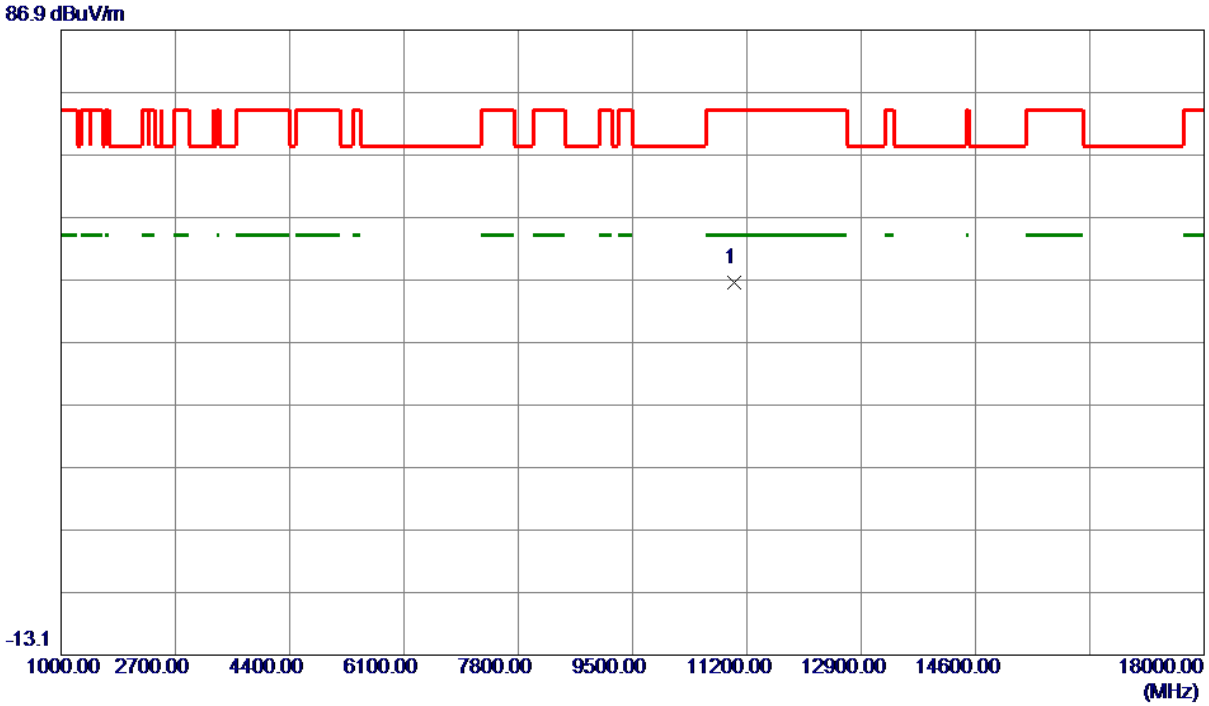

No.	Freq.	Reading Level	Correct Factor	Measure ment	Limit	Margin		
	MHz	dBuV/m	dB	dBuV/m	dBuV/m	dB	Detector	Comment
1 *	11020.0000	52.32	-5.84	46.48	74.00	-27.52	Peak	

REMARKS:
(1) Measurement Value = Reading Level + Correct Factor.
(2) Margin Level = Measurement Value - Limit Value.

Test Mode	UNII-2C_TX AX(HE40) Mode 5550 MHz	Polarization	Vertical

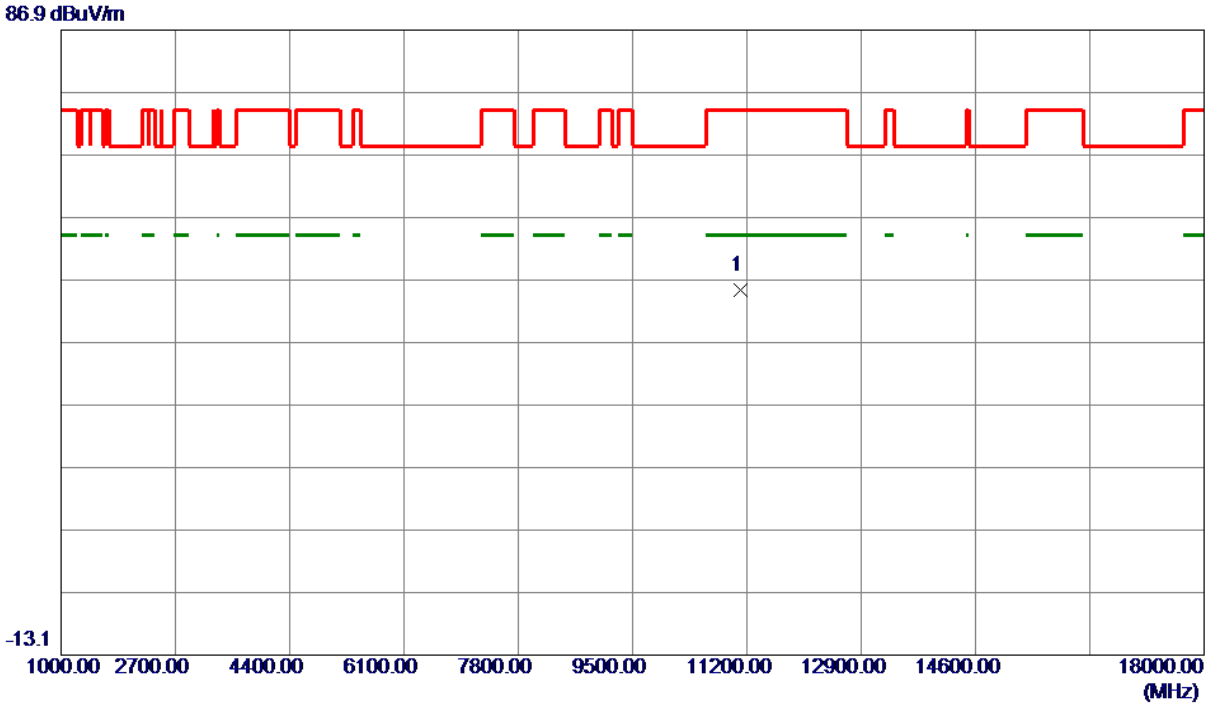

No.	Freq.	Reading Level	Correct Factor	Measure ment	Limit	Margin		
	MHz	dBuV/m	dB	dBuV/m	dBuV/m	dB	Detector	Comment
1 *	11100.0000	50.96	-5.70	45.26	74.00	-28.74	Peak	

REMARKS:
(1) Measurement Value = Reading Level + Correct Factor.
(2) Margin Level = Measurement Value - Limit Value.

Test Mode	UNII-2C_TX AX(HE40) Mode 5550 MHz	Polarization	Horizontal

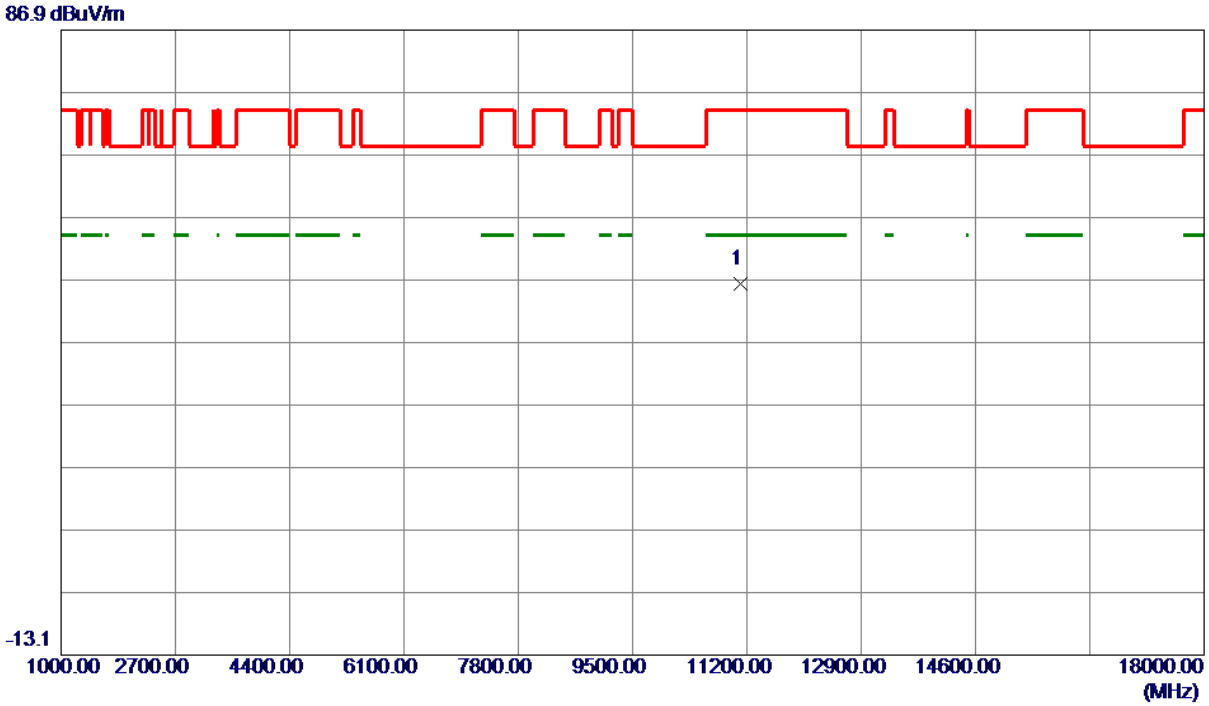

No.	Freq.	Reading Level	Correct Factor	Measure ment	Limit	Margin		
	MHz	dBuV/m	dB	dBuV/m	dBuV/m	dB	Detector	Comment
1 *	11100.0000	52.01	-5.70	46.31	74.00	-27.69	Peak	

REMARKS:
(1) Measurement Value = Reading Level + Correct Factor.
(2) Margin Level = Measurement Value - Limit Value.

Test Mode	UNII-2C_TX AX(HE40) Mode 5670 MHz	Polarization	Vertical

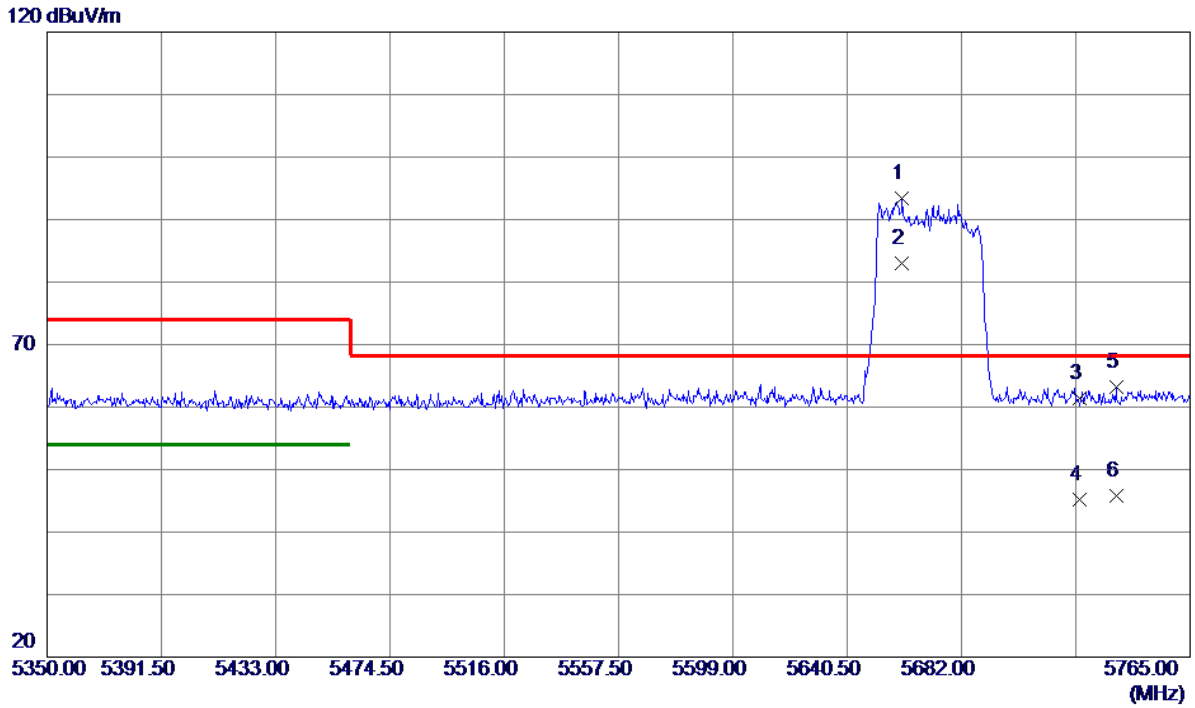

No.	Freq.	Reading Level	Correct Factor	Measure ment	Limit	Margin		
	MHz	dBuV/m	dB	dBuV/m	dBuV/m	dB	Detector	Comment
1 *	5660.4200	54.04	39.32	93.36	68.30	25.06	Peak	
2	5660.4200	43.77	39.32	83.09	999.00	-915.91	AVG	
3	5725.0000	21.85	39.46	61.31	68.30	-6.99	Peak	
4	5725.0000	5.67	39.46	45.13	999.00	-953.87	AVG	
5	5738.2330	23.75	39.49	63.24	68.30	-5.06	Peak	
6	5738.2330	6.34	39.49	45.83	999.00	-953.17	AVG	

REMARKS:
(1) Measurement Value = Reading Level + Correct Factor.
(2) Margin Level = Measurement Value - Limit Value.

Test Mode	UNII-2C_TX AX(HE40) Mode 5670 MHz	Polarization	Vertical

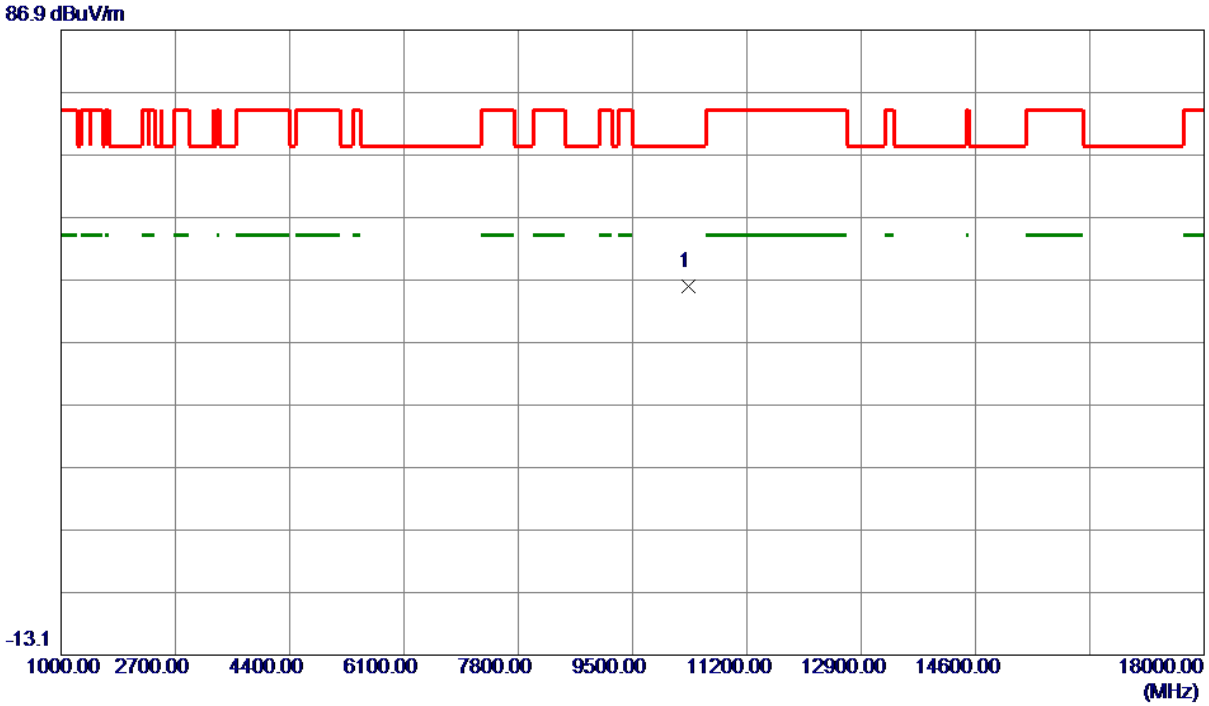

No.	Freq.	Reading Level	Correct Factor	Measure ment	Limit	Margin		
	MHz	dBuV/m	dB	dBuV/m	dBuV/m	dB	Detector	Comment
1 *	10340.0000	52.19	-6.31	45.88	68.30	-22.42	Peak	

REMARKS:
(1) Measurement Value = Reading Level + Correct Factor.
(2) Margin Level = Measurement Value - Limit Value.

Test Mode	UNII-2C_TX AX(HE40) Mode 5670 MHz	Polarization	Horizontal

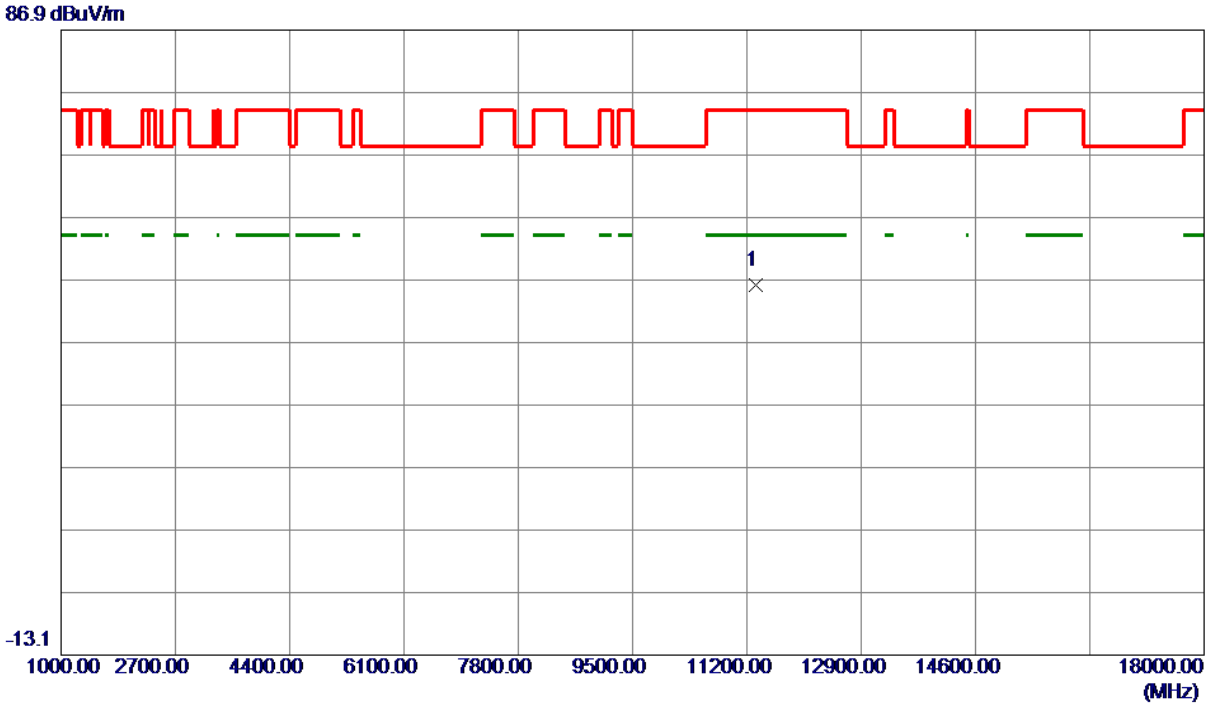

No.	Freq.	Reading Level	Correct Factor	Measure ment	Limit	Margin		
	MHz	dBuV/m	dB	dBuV/m	dBuV/m	dB	Detector	Comment
1 *	11340.0000	51.48	-5.29	46.19	74.00	-27.81	Peak	

REMARKS:
(1) Measurement Value = Reading Level + Correct Factor.
(2) Margin Level = Measurement Value - Limit Value.

Test Mode	UNII-2C_TX AX(HE80) Mode 5530 MHz	Polarization	Vertical

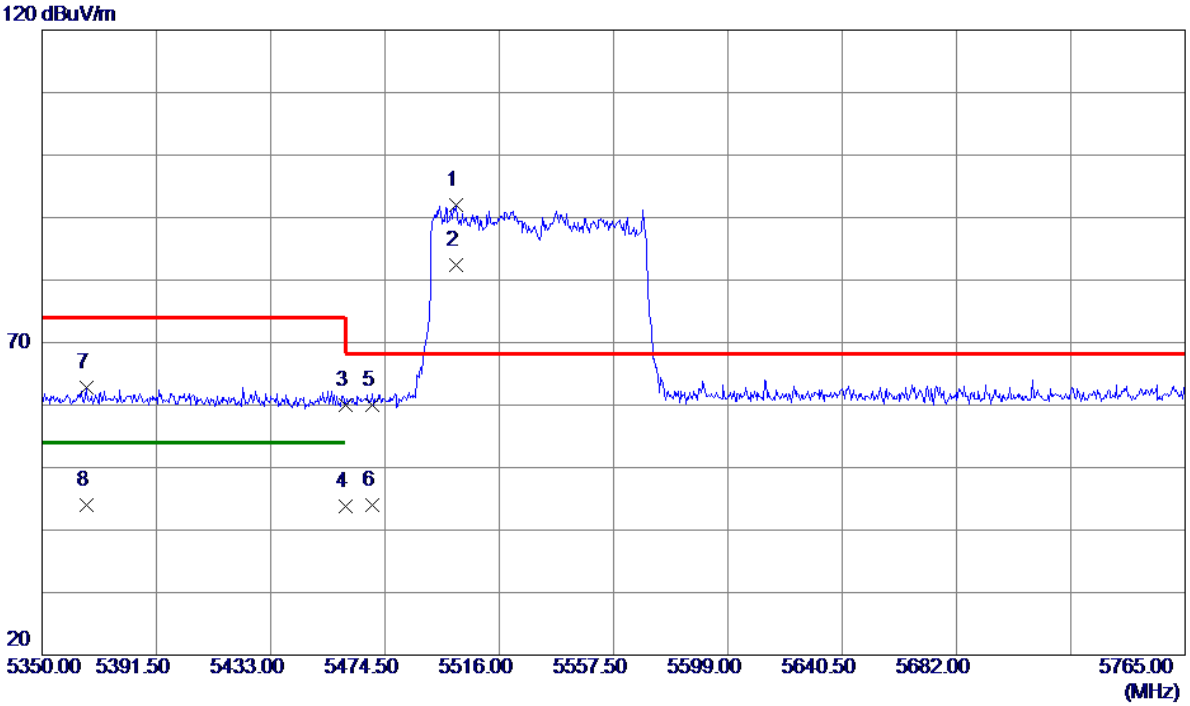

No.	Freq.	Reading Level	Correct Factor	Measure ment	Limit	Margin		
	MHz	dBuV/m	dB	dBuV/m	dBuV/m	dB	Detector	Comment
1 *	5500.4380	52.93	38.97	91.90	68.30	23.60	Peak	
2	5500.4380	43.46	38.97	82.43	999.00	-916.57	AVG	
3	5460.0000	20.96	38.95	59.91	74.00	-14.09	Peak	
4	5460.0000	4.91	38.95	43.86	54.00	-10.14	AVG	
5	5470.0000	21.01	38.96	59.97	68.30	-8.33	Peak	
6	5470.0000	5.08	38.96	44.04	999.00	-954.96	AVG	
7	5365.9770	23.91	38.91	62.82	74.00	-11.18	Peak	
8	5365.9770	5.13	38.91	44.04	54.00	-9.96	AVG	

REMARKS:
(1) Measurement Value = Reading Level + Correct Factor.
(2) Margin Level = Measurement Value - Limit Value.

Test Mode	UNII-2C_TX AX(HE80) Mode 5530 MHz	Polarization	Vertical

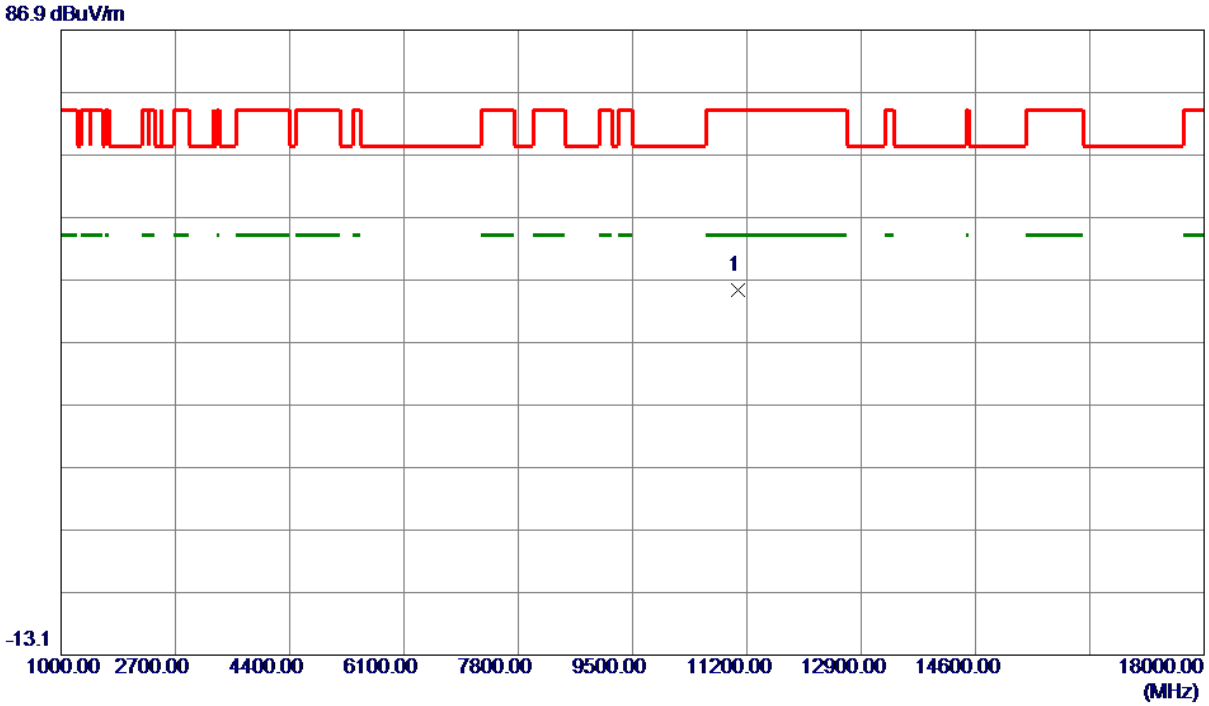

No.	Freq.	Reading Level	Correct Factor	Measure ment	Limit	Margin		
	MHz	dBuV/m	dB	dBuV/m	dBuV/m	dB	Detector	Comment
1 *	11060.0000	51.15	-5.77	45.38	74.00	-28.62	Peak	

REMARKS:
(1) Measurement Value = Reading Level + Correct Factor.
(2) Margin Level = Measurement Value - Limit Value.

Test Mode	UNII-2C_TX AX(HE80) Mode 5530 MHz	Polarization	Horizontal

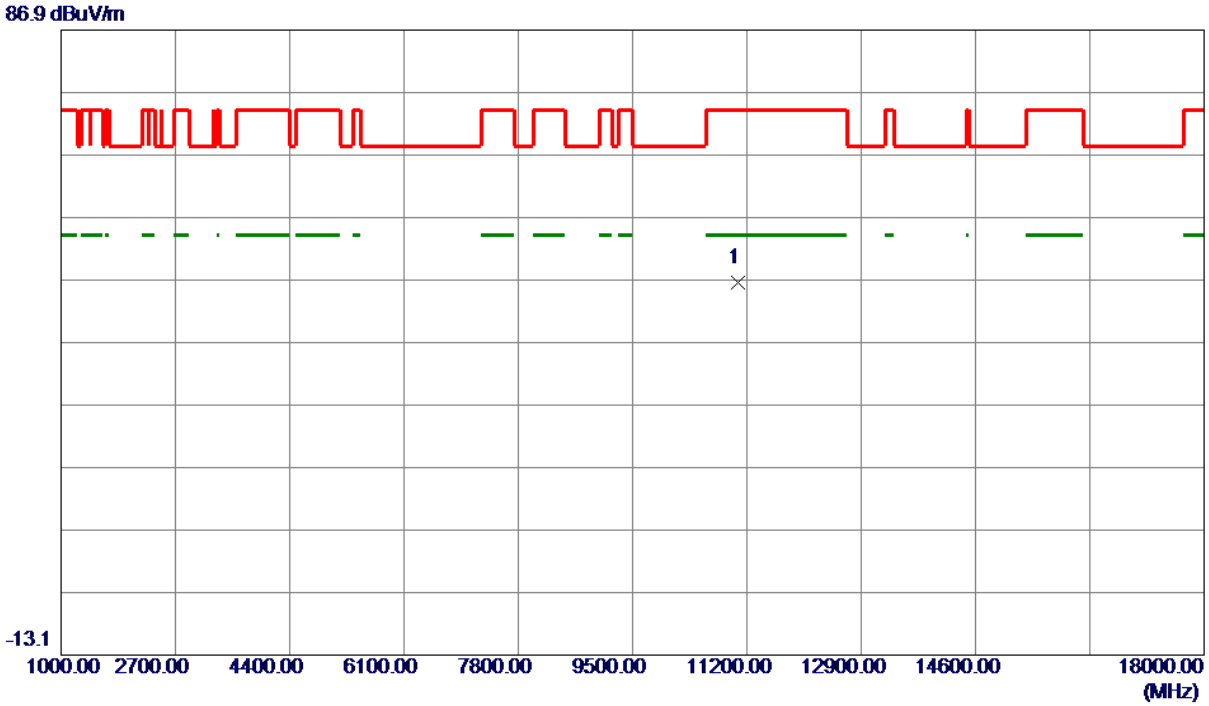

No.	Freq.	Reading Level	Correct Factor	Measure ment	Limit	Margin		
	MHz	dBuV/m	dB	dBuV/m	dBuV/m	dB	Detector	Comment
1 *	11060.0000	52.25	-5.77	46.48	74.00	-27.52	Peak	

REMARKS:
(1) Measurement Value = Reading Level + Correct Factor.
(2) Margin Level = Measurement Value - Limit Value.

Test Mode	UNII-2C_TX AX(HE80) Mode 5610 MHz	Polarization	Vertical

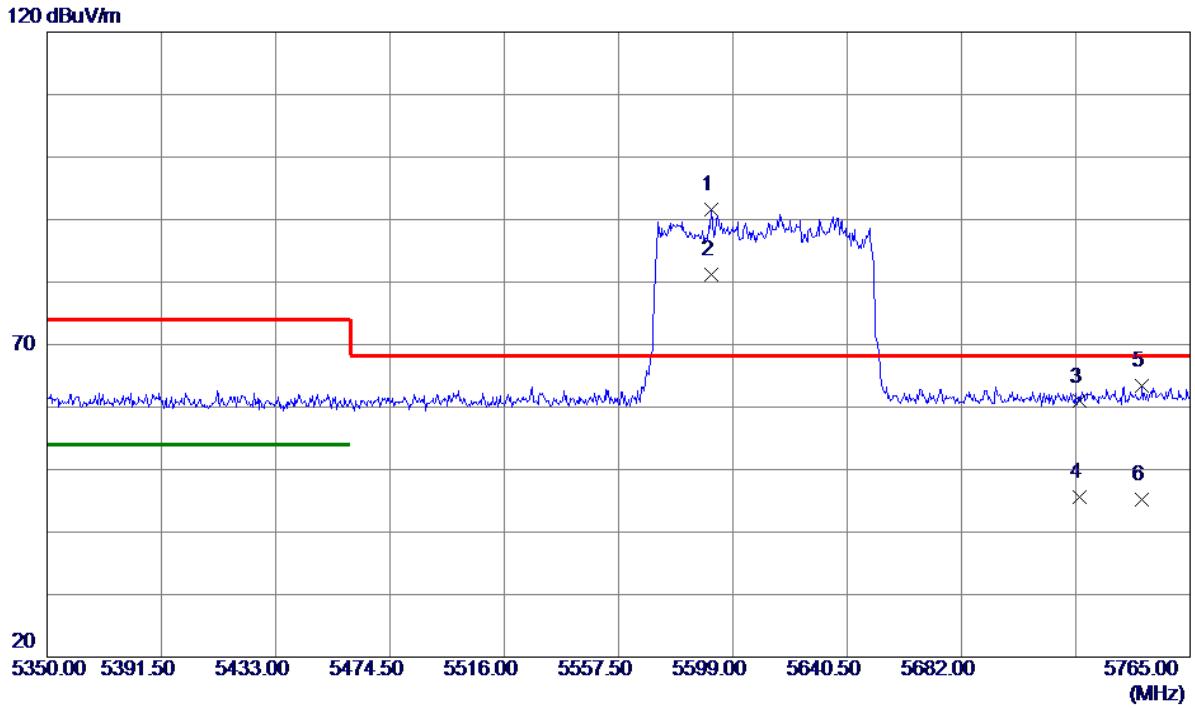

No.	Freq.	Reading Level	Correct Factor	Measure ment	Limit	Margin		
	MHz	dBuV/m	dB	dBuV/m	dBuV/m	dB	Detector	Comment
1 *	5591.3230	52.37	39.17	91.54	68.30	23.24	Peak	
2	5591.3230	42.01	39.17	81.18	999.00	-917.82	AVG	
3	5725.0000	21.44	39.46	60.90	68.30	-7.40	Peak	
4	5725.0000	6.13	39.46	45.59	999.00	-953.41	AVG	
5	5747.5700	23.89	39.51	63.40	68.30	-4.90	Peak	
6	5747.5700	5.68	39.51	45.19	999.00	-953.81	AVG	

REMARKS:
(1) Measurement Value = Reading Level + Correct Factor.
(2) Margin Level = Measurement Value - Limit Value.