Appendix Test Data

Report No.:	182512C400369101	Test Sample No.:	1-2-2
Start Test Date:	2024.7.11	Finish Test Date:	2024.7.12
Test Engineer:	Joker Huang	Auditor:	Justin Feng
Temperature:	24.3℃	Relative Humidity:	49%
Pressure:	101kPa		

Appendix A: 6dB Bandwidth

Test Result

TestMode	Antenna	Frequency[MHz]	6dB BW [MHz]	FL[MHz]	FH[MHz]	Limit[MHz]	Verdict
11B	Ant1	2412	8.080	2407.960	2416.040	0.5	PASS
11B	Ant1	2437	8.040	2432.960	2441.000	0.5	PASS
11B	Ant1	2462	8.080	2457.960	2466.040	0.5	PASS
11G	Ant1	2412	16.040	2404.120	2420.160	0.5	PASS
11G	Ant1	2437	15.320	2429.440	2444.760	0.5	PASS
11G	Ant1	2462	14.200	2454.280	2468.480	0.5	PASS
11N20SISO	Ant1	2412	15.240	2404.520	2419.760	0.5	PASS
11N20SISO	Ant1	2437	15.080	2429.440	2444.520	0.5	PASS
11N20SISO	Ant1	2462	13.880	2454.440	2468.320	0.5	PASS
11N40SISO	Ant1	2422	33.840	2405.680	2439.520	0.5	PASS
11N40SISO	Ant1	2437	32.640	2420.680	2453.320	0.5	PASS
11N40SISO	Ant1	2452	34.960	2434.560	2469.520	0.5	PASS

Test Graphs

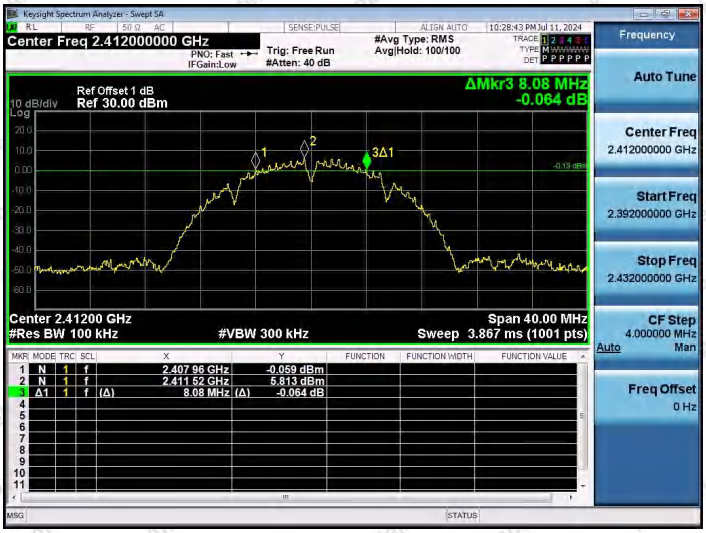

11B-Ant1-2412-PASS

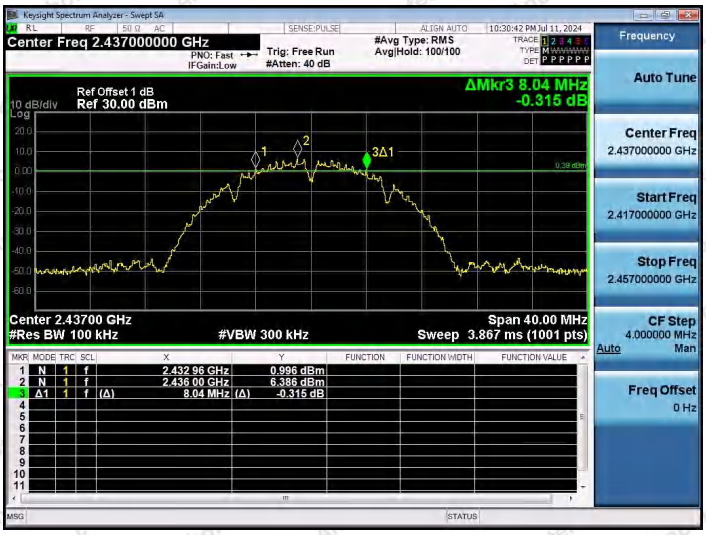

11B-Ant1-2437-PASS

11B-Ant1-2462-PASS

11G-Ant1-2412-PASS

11G-Ant1-2437-PASS

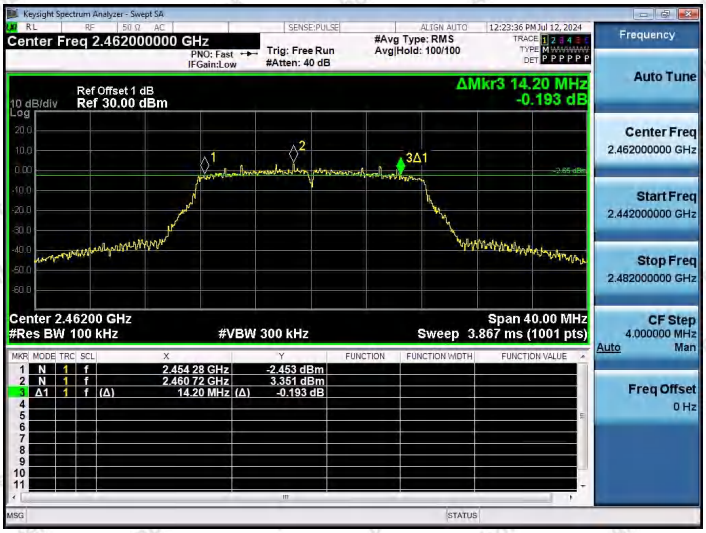

11G-Ant1-2462-PASS

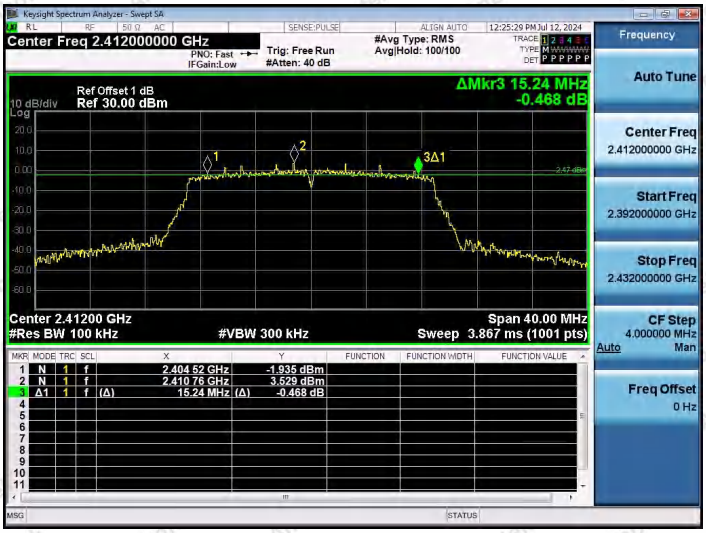

11N20SISO-Ant1-2412-PASS

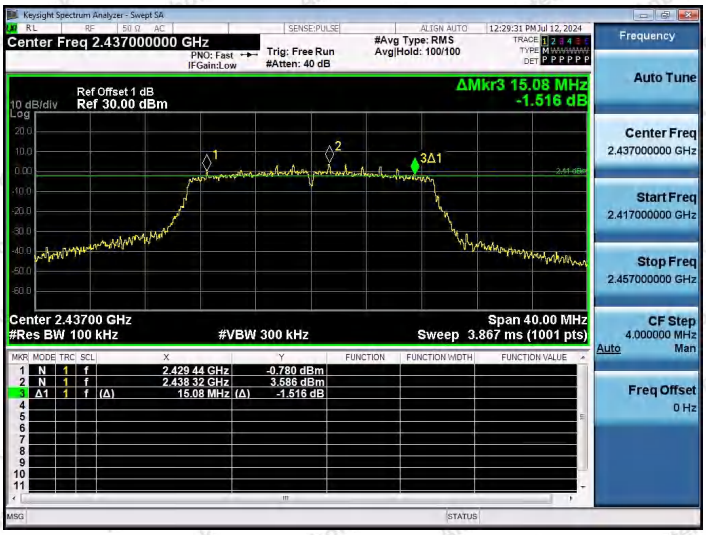

11N20SISO-Ant1-2437-PASS

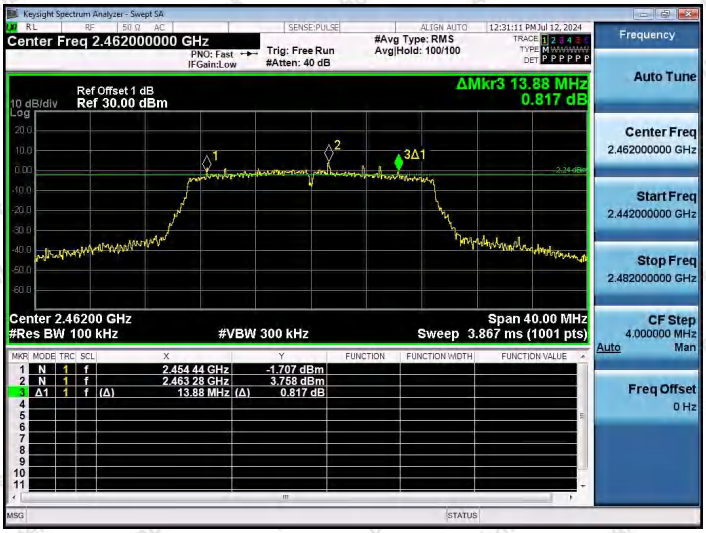

11N20SISO-Ant1-2462-PASS

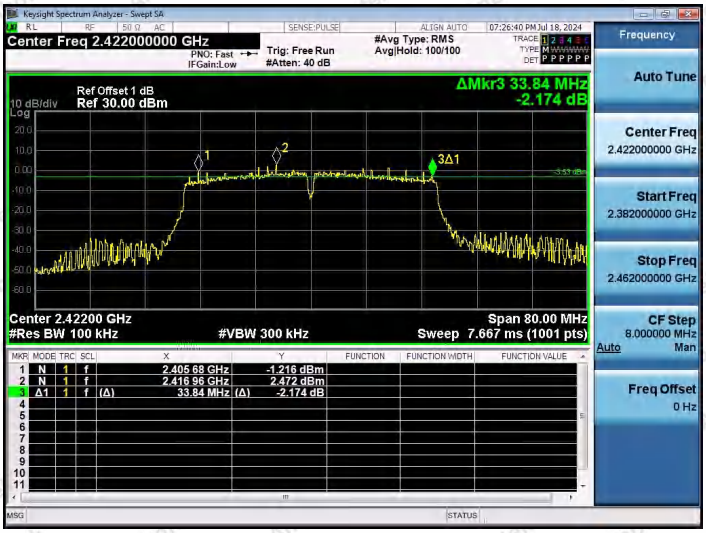

11N40SISO-Ant1-2422-PASS

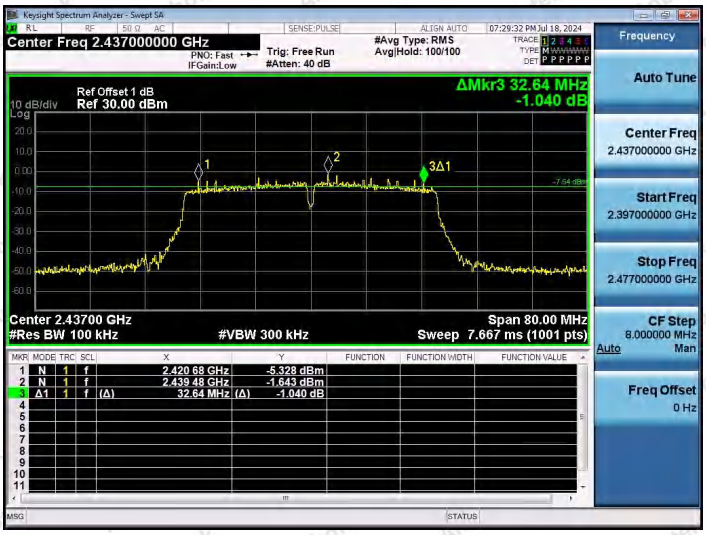

11N40SISO-Ant1-2437-PASS

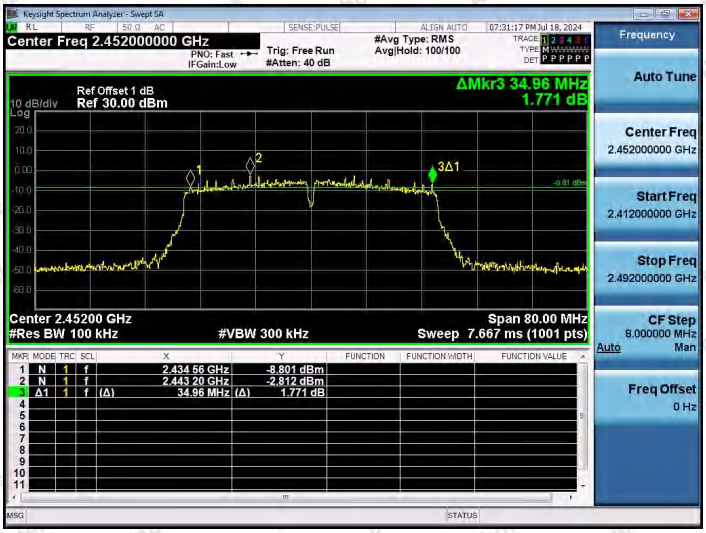

11N40SISO-Ant1-2452-PASS

Appendix B: 99% Occupied Bandwidth

Test Result

TestMode	Antenna	Channel Frequency[MHz]	OCB [MHz]	FL[MHz]	FH[MHz]	Limit[MHz]	Verdict
11B	Ant1	2412	12.927	2405.6301	2418.5571	---	---
11B	Ant1	2437	12.802	2430.5308	2443.3328	---	---
11B	Ant1	2462	12.934	2455.6097	2468.5437	---	---
11G	Ant1	2412	16.858	2403.6297	2420.4877	---	---
11G	Ant1	2437	16.857	2428.5466	2445.4036	---	---
11G	Ant1	2462	16.870	2453.5678	2470.4378	---	---
11N20SISO	Ant1	2412	17.831	2403.1332	2420.9642	---	---
11N20SISO	Ant1	2437	17.835	2428.0879	2445.9229	---	---
11N20SISO	Ant1	2462	17.837	2453.0884	2470.9254	---	---
11N40SISO	Ant1	2422	35.959	2404.1316	2440.0906	---	---
11N40SISO	Ant1	2437	36.081	2419.0318	2455.1128	---	---
11N40SISO	Ant1	2452	35.979	2433.9764	2469.9554	---	---

Test Graphs

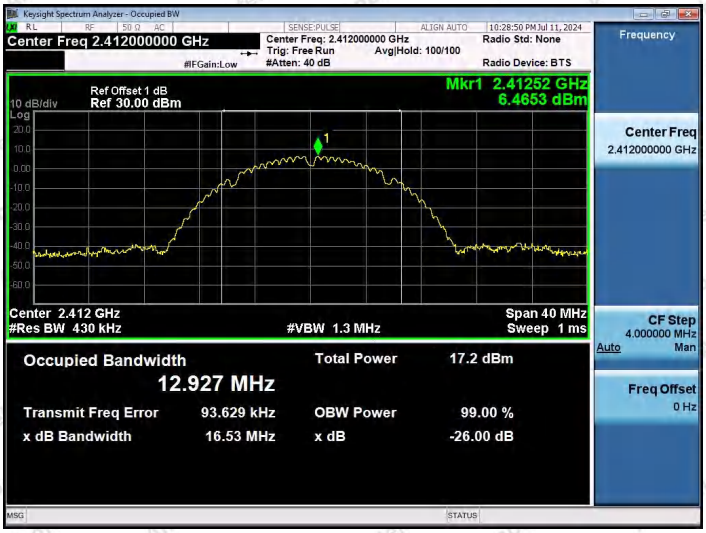

11B-Ant1-2412

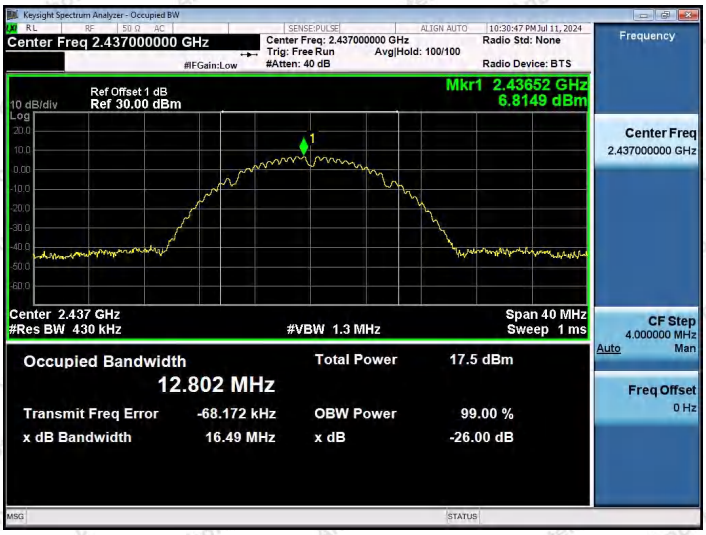

11B-Ant1-2437

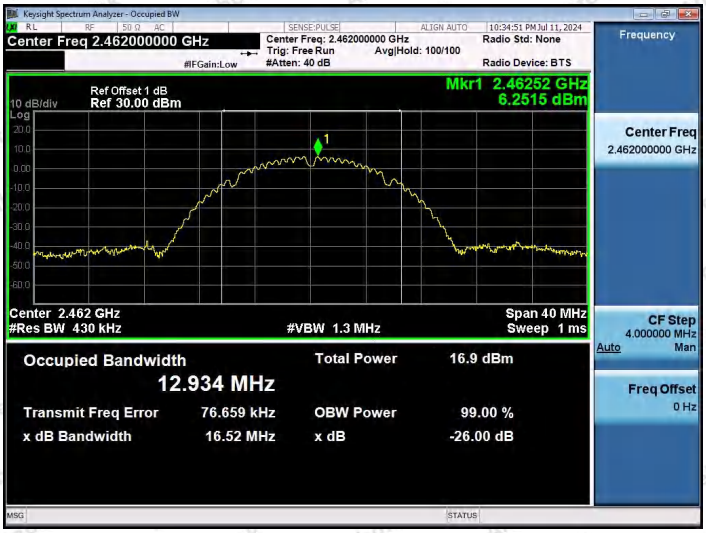

11B-Ant1-2462

11G-Ant1-2412

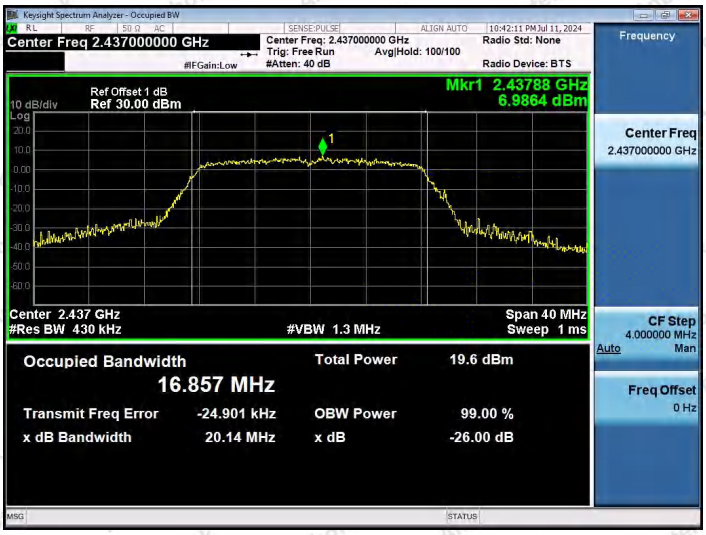

11G-Ant1-2437

11G-Ant1-2462

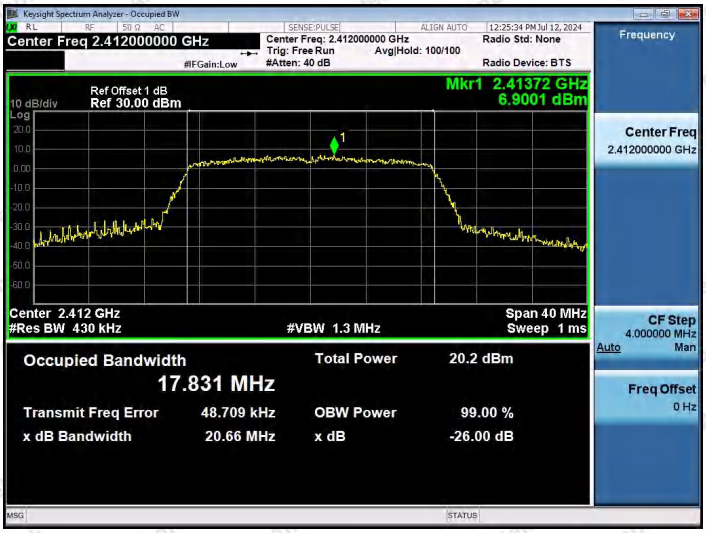

11N20SISO-Ant1-2412

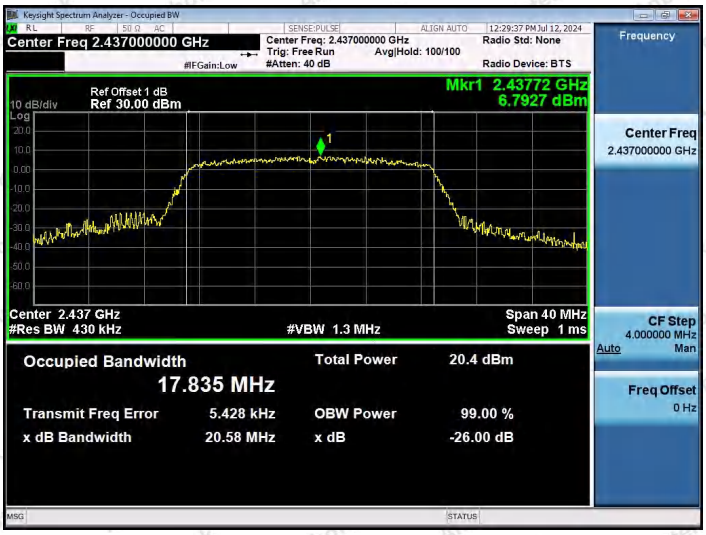

11N20SISO-Ant1-2437

11N20SISO-Ant1-2462

11N40SISO-Ant1-2422

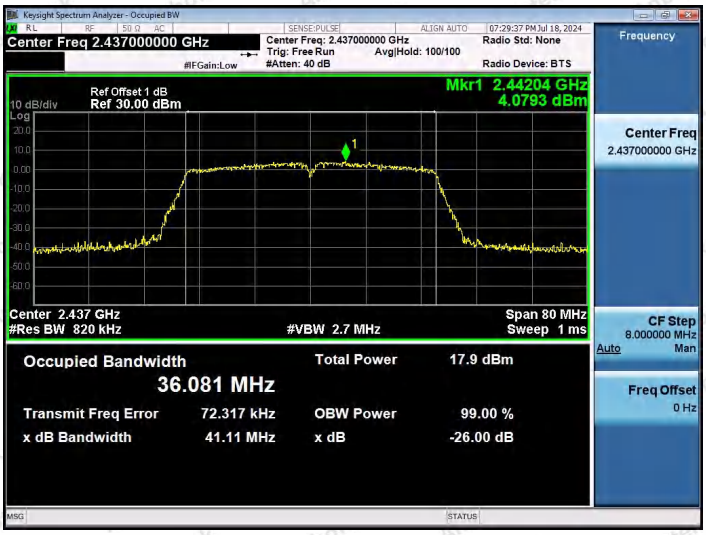

11N40SISO-Ant1-2437

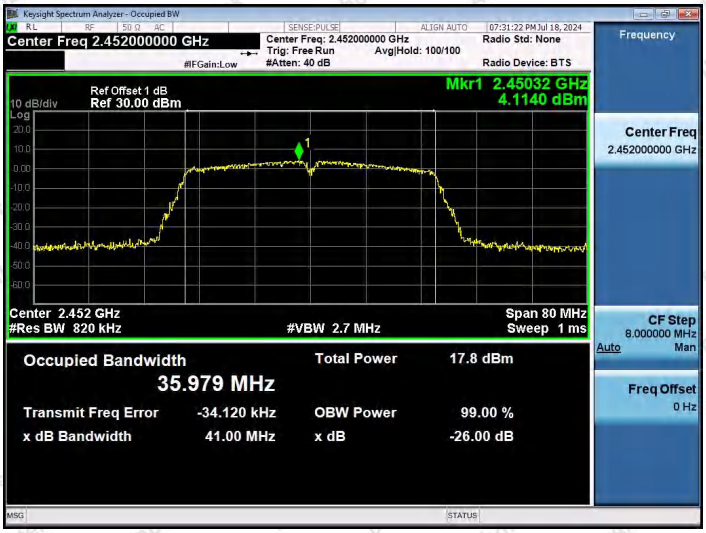

11N40SISO-Ant1-2452

Appendix C: Maximum conducted output power

Test Result Average

Test Mode	Antenna	Frequency [MHz]	Average power [dBm]	Duty Cycle [%]	DC Factor [dB]	Result [dBm]	Limit [dBm]	Verdict
11B	Ant1	2412	15.66	99.52	0.02	15.68	≤30.00	PASS
11B	Ant1	2437	15.92	99.76	0.01	15.93	≤30.00	PASS
11B	Ant1	2462	15.36	99.64	0.02	15.38	≤30.00	PASS
11G	Ant1	2412	17.74	97.20	0.12	17.86	≤30.00	PASS
11G	Ant1	2437	17.95	97.20	0.12	18.07	≤30.00	PASS
11G	Ant1	2462	18.43	97.20	0.12	18.55	≤30.00	PASS
11N20SISO	Ant1	2412	18.57	97.01	0.13	18.70	≤30.00	PASS
11N20SISO	Ant1	2437	18.73	97.01	0.13	**18.86**	≤30.00	PASS
11N20SISO	Ant1	2462	18.20	97.74	0.10	18.30	≤30.00	PASS
11N40SISO	Ant1	2422	15.30	52.89	2.77	18.07	≤30.00	PASS
11N40SISO	Ant1	2437	15.44	54.62	2.63	18.07	≤30.00	PASS
11N40SISO	Ant1	2452	15.31	54.62	2.63	17.94	≤30.00	PASS

Note: The Duty Cycle Factor(10*log(1/D)) and cable loss are compensated in the graph.

Test Graphs Average

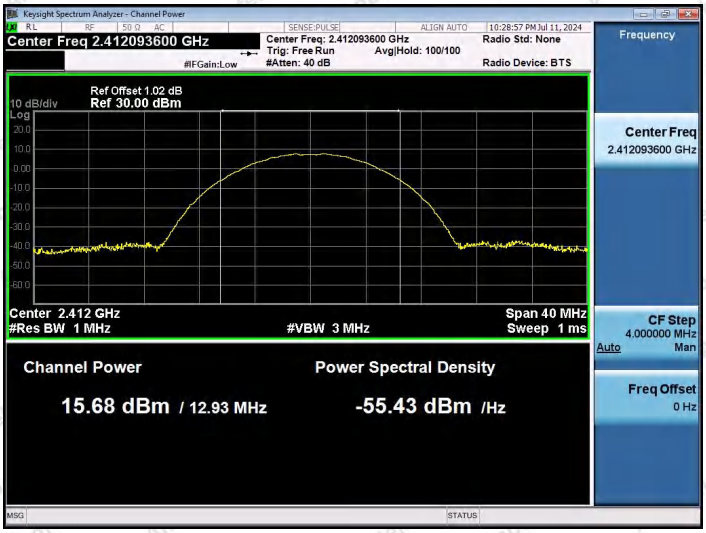

11B-Ant1-2412-PASS

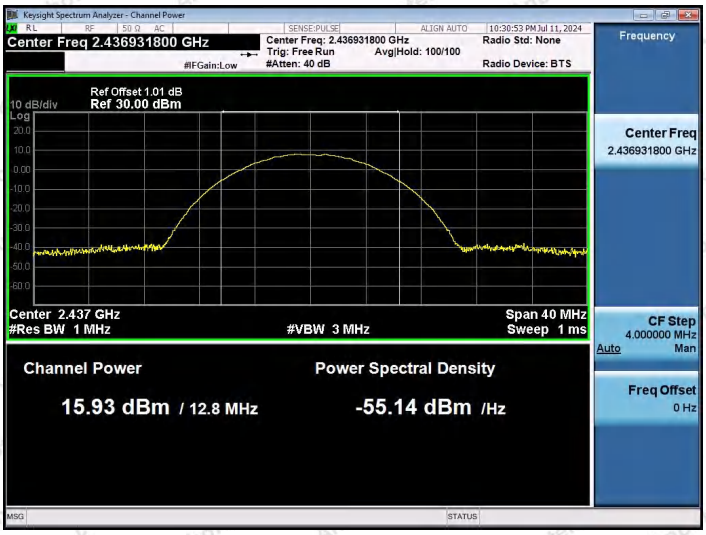

11B-Ant1-2437-PASS

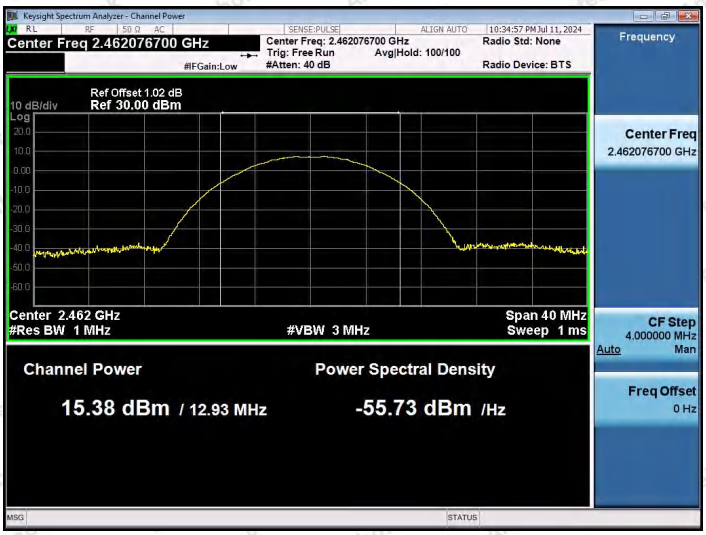

11B-Ant1-2462-PASS

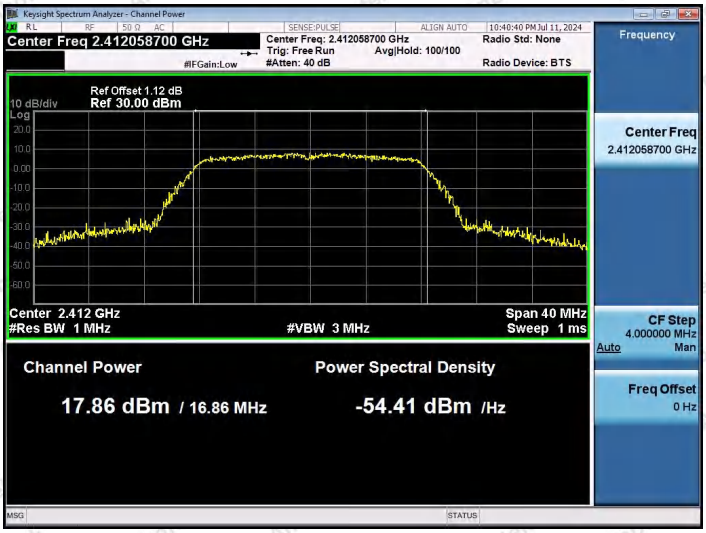

11G-Ant1-2412-PASS

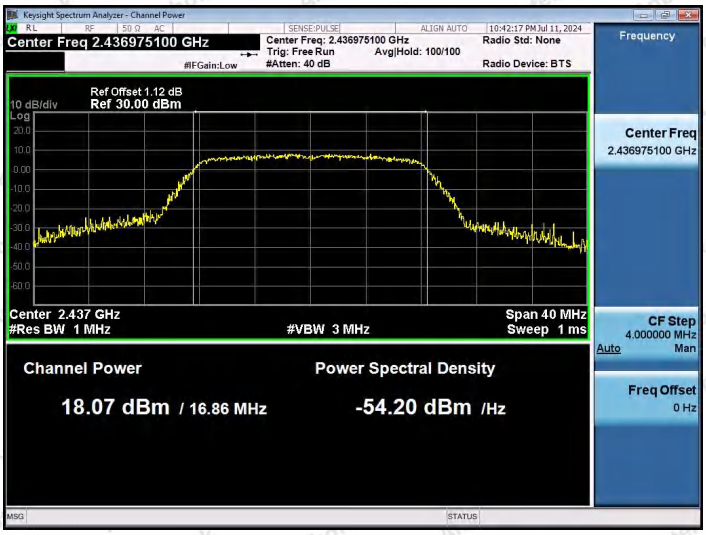

11G-Ant1-2437-PASS

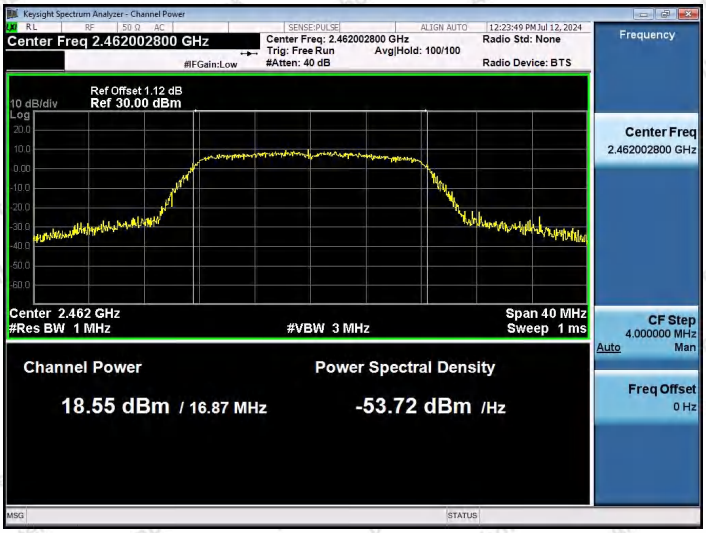

11G-Ant1-2462-PASS

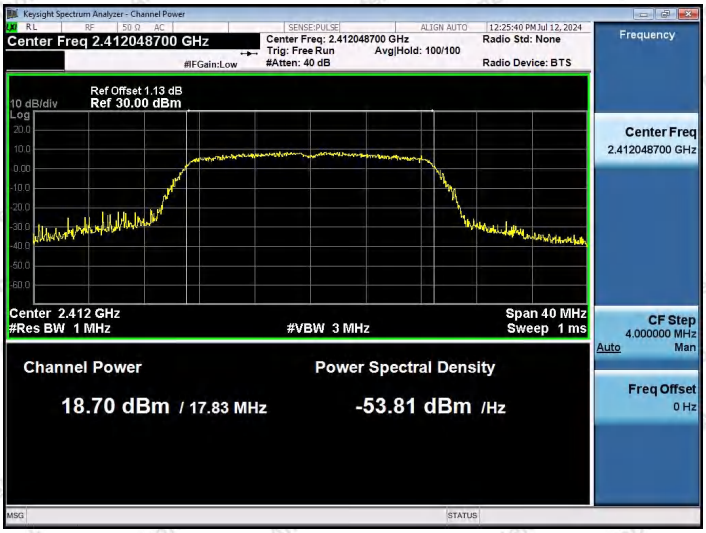

11N20SISO-Ant1-2412-PASS

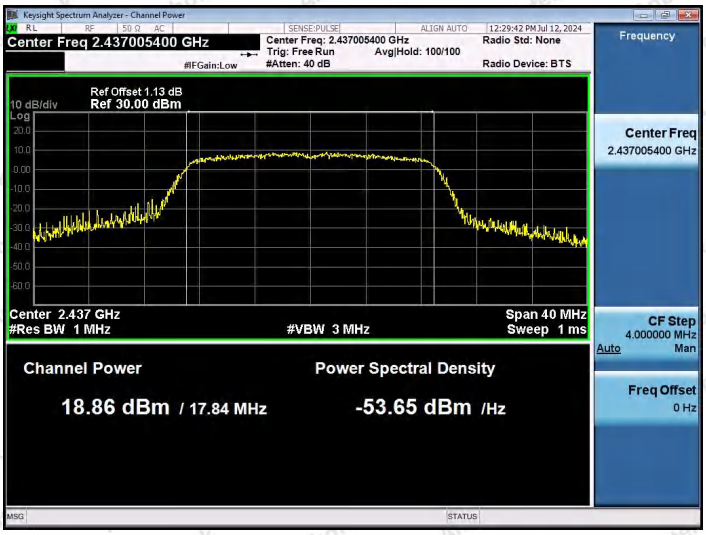

11N20SISO-Ant1-2437-PASS

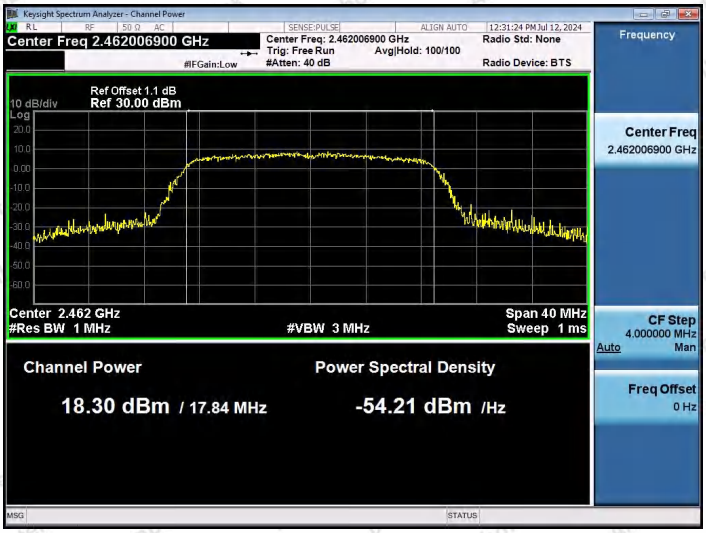

11N20SISO-Ant1-2462-PASS

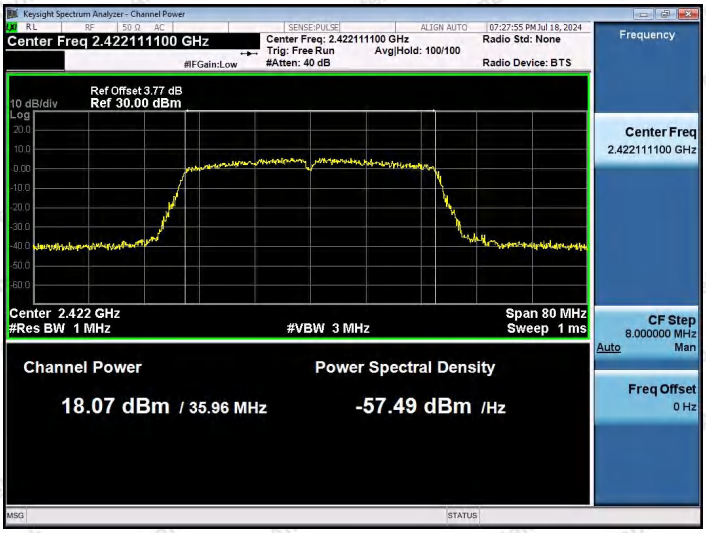

11N40SISO-Ant1-2422-PASS

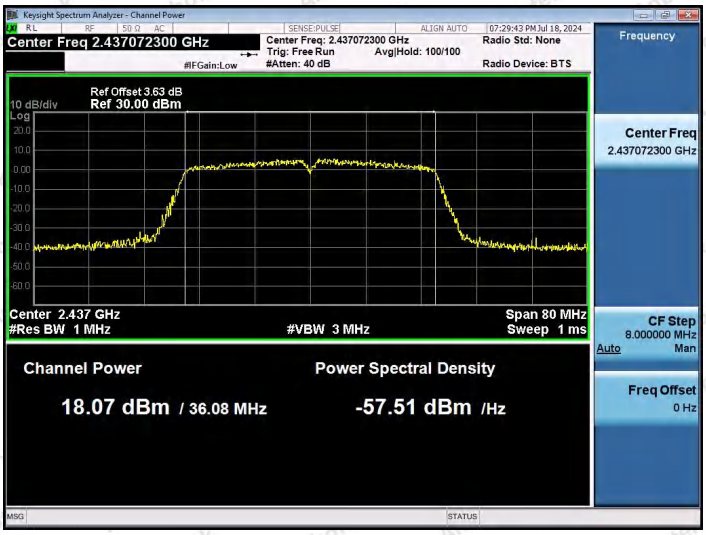

11N40SISO-Ant1-2437-PASS

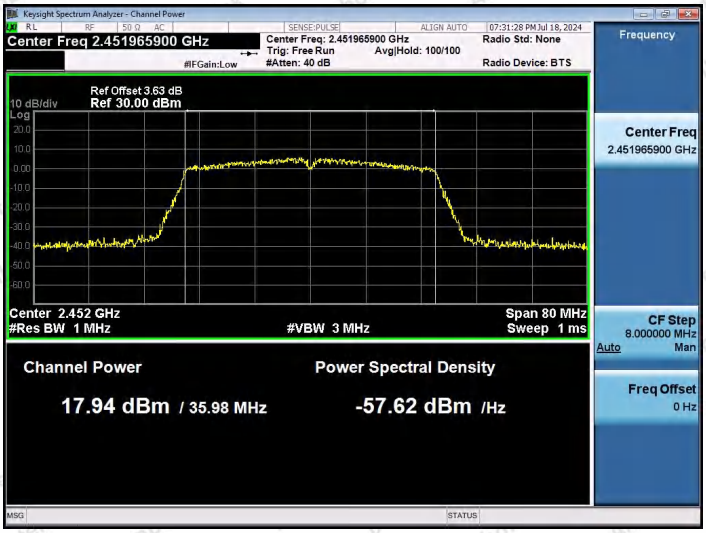

11N40SISO-Ant1-2452-PASS

Appendix D: Maximum power spectral density

Test Result

TestMode	Antenna	Frequency[MHz]	Result [dBm/30kHz]	Result [dBm/3kHz]	Limit [dBm/3kHz]	Verdict
11B	Ant1	2412	-6.84	-16.84	≤8.00	PASS
11B	Ant1	2437	-6.72	-16.72	≤8.00	PASS
11B	Ant1	2462	-7.15	-17.15	≤8.00	PASS
11G	Ant1	2412	-10.32	-20.32	≤8.00	PASS
11G	Ant1	2437	-9.78	-19.78	≤8.00	PASS
11G	Ant1	2462	-9.50	-19.50	≤8.00	PASS
11N20SISO	Ant1	2412	-9.28	-19.28	≤8.00	PASS
11N20SISO	Ant1	2437	-9.60	-19.60	≤8.00	PASS
11N20SISO	Ant1	2462	-9.51	-19.51	≤8.00	PASS
11N40SISO	Ant1	2422	-14.66	-24.66	≤8.00	PASS
11N40SISO	Ant1	2437	-14.07	-24.07	≤8.00	PASS
11N40SISO	Ant1	2452	-13.67	-23.67	≤8.00	PASS

Note:

1. The Duty Cycle Factor(10*log(1/D)) and cable loss are compensated in the graph.
2. PSD(dBm/3kHz)= PSD(dBm/30kHz)- (10*log(30/3))

Test Graphs

11B-Ant1-2412-PASS

11B-Ant1-2437-PASS

11B-Ant1-2462-PASS

11G-Ant1-2412-PASS

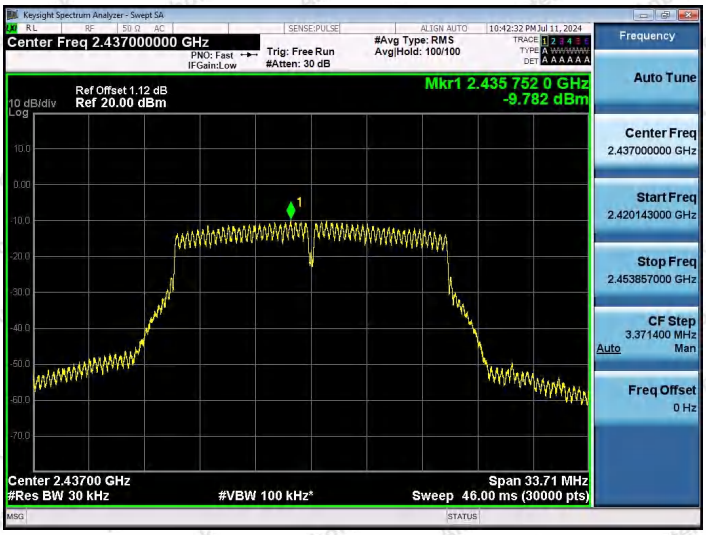

11G-Ant1-2437-PASS

11G-Ant1-2462-PASS

11N20SISO-Ant1-2412-PASS

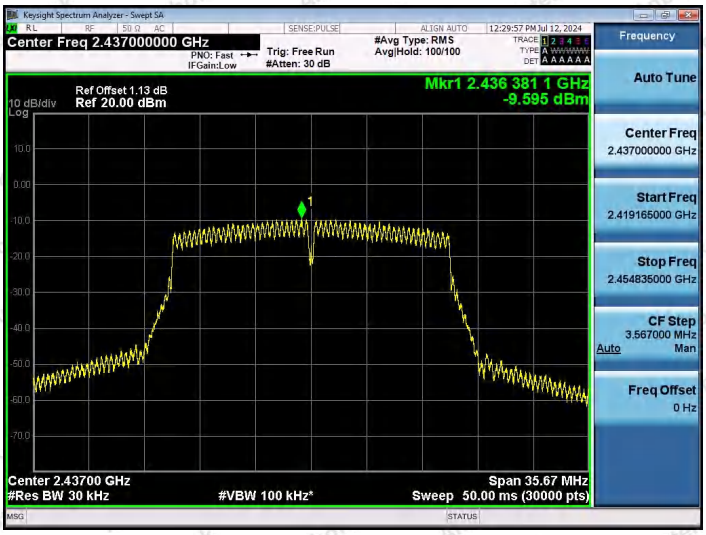

11N20SISO-Ant1-2437-PASS

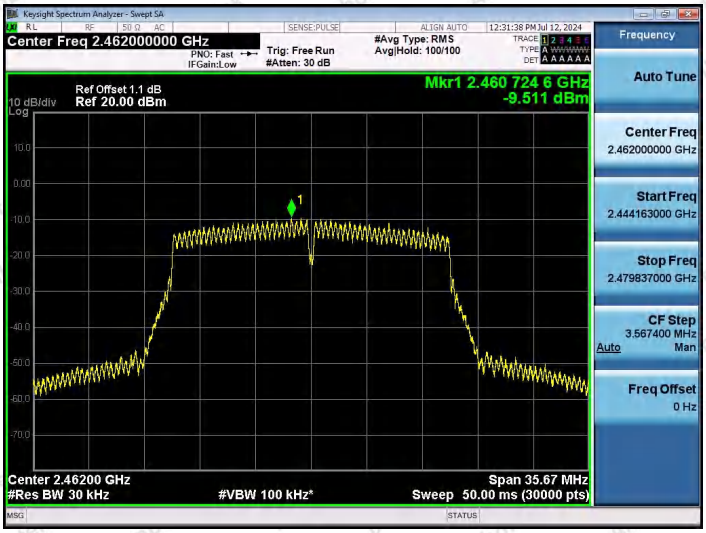

11N20SISO-Ant1-2462-PASS

11N40SISO-Ant1-2422-PASS

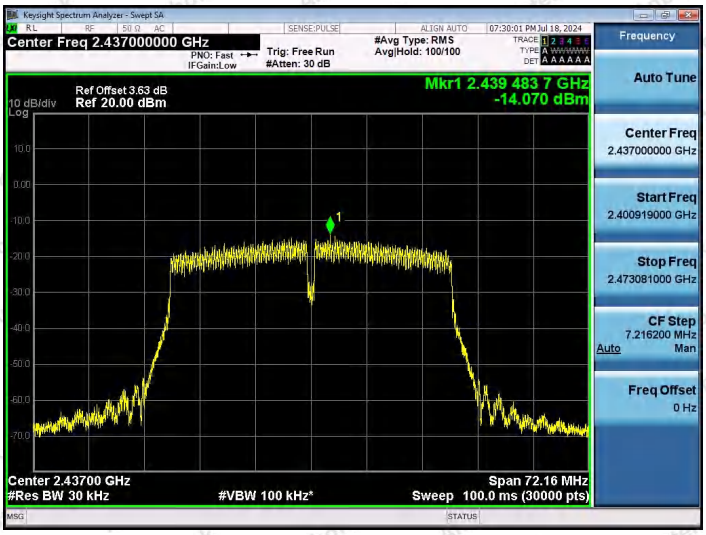

11N40SISO-Ant1-2437-PASS

11N40SISO-Ant1-2452-PASS

Appendix E: Conducted Band edge

Test Result

TestMode	Antenna	ChName	Frequency [MHz]	RefLevel[dBm]	Result[dBm]	Limit[dBm]	Verdict
11B	Ant1	Low	2412	5.91	-45.49	≤-24.09	PASS
11B	Ant1	High	2462	5.92	-53.78	≤-24.08	PASS
11G	Ant1	Low	2412	2.07	-35.69	≤-27.93	PASS
11G	Ant1	High	2462	3.47	-47.18	≤-26.53	PASS
11N20SISO	Ant1	Low	2412	3.11	-35.11	≤-26.89	PASS
11N20SISO	Ant1	High	2462	3.48	-44.28	≤-26.52	PASS
11N40SISO	Ant1	Low	2422	-1.88	-45.4	≤-31.88	PASS
11N40SISO	Ant1	High	2452	-1.81	-49.63	≤-31.81	PASS

Test Graphs

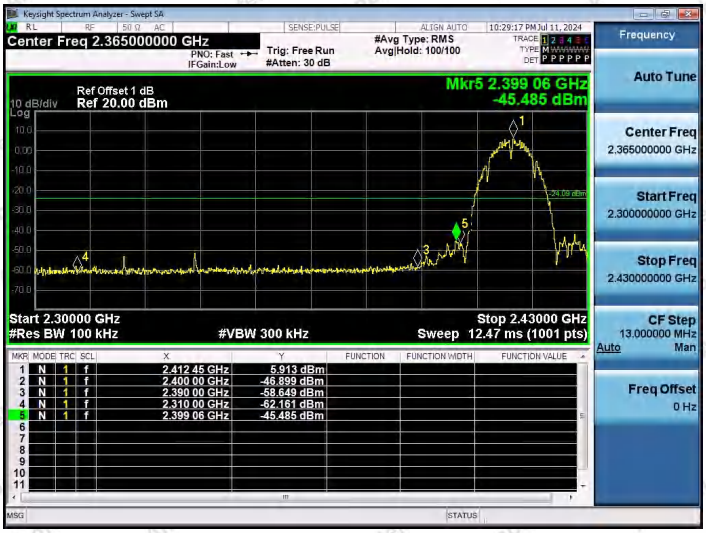

11B-Ant1-2412-PASS

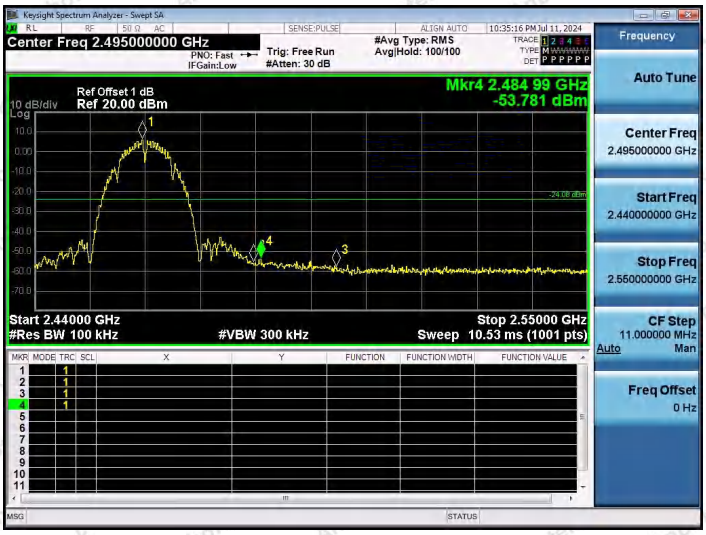

11B-Ant1-2462-PASS

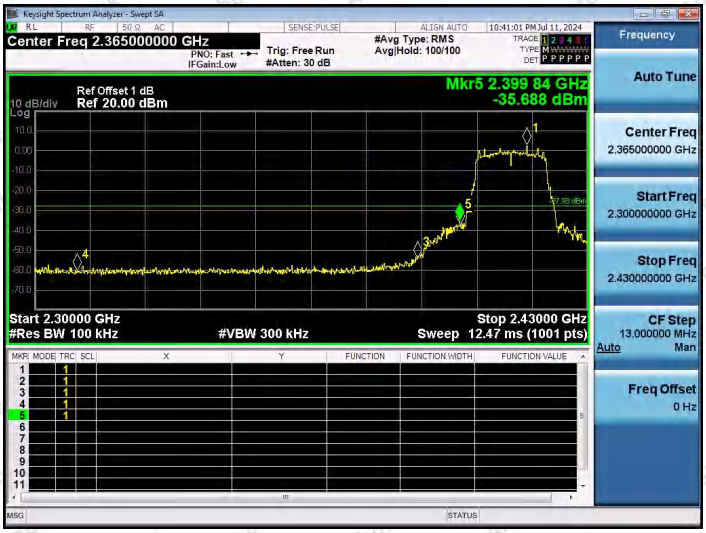

11G-Ant1-2412-PASS

11G-Ant1-2462-PASS

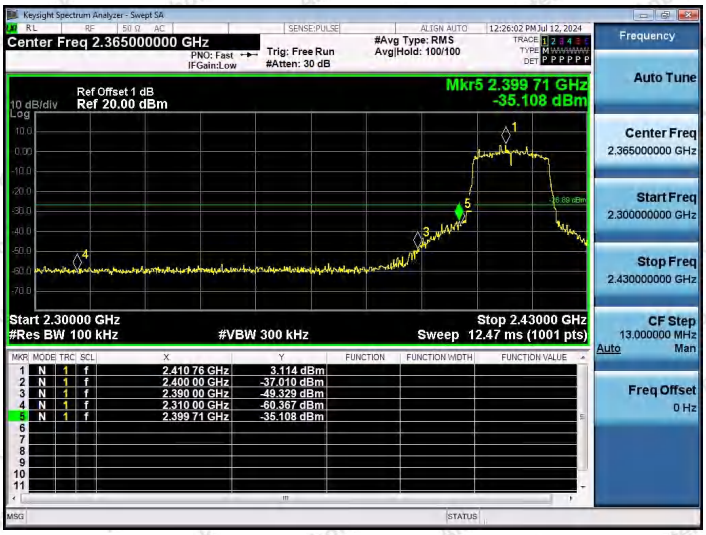

11N20SISO-Ant1-2412-PASS

11N20SISO-Ant1-2462-PASS

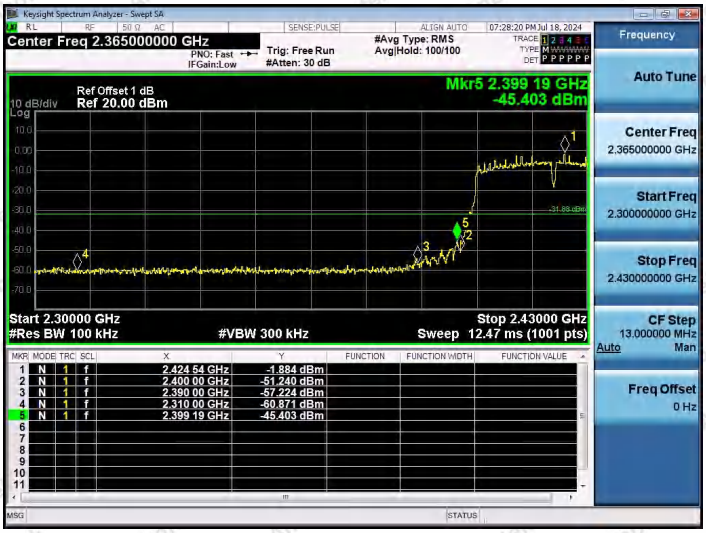

11N40SISO-Ant1-2422-PASS

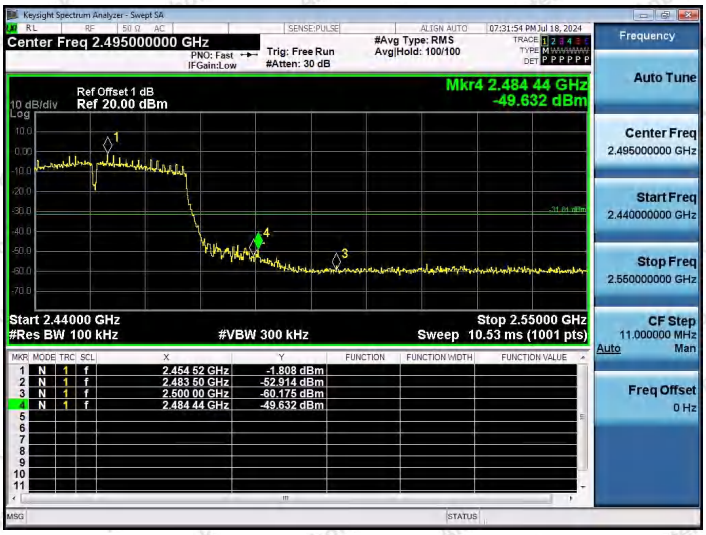

11N40SISO-Ant1-2452-PASS

Appendix F: Conducted Spurious Emission

Test Result

TestMode	Antenna	Frequency[MHz]	FreqRange [Mhz]	RefLevel [dBm]	Result [dBm]	Limit [dBm]	Verdict
11B	Ant1	2412	0~Reference	4.38	4.38	---	PASS
11B	Ant1	2412	30~1000	4.38	-68.05	≤-25.62	PASS
11B	Ant1	2412	1000~26500	4.38	-47.43	≤-25.62	PASS
11B	Ant1	2437	0~Reference	5.17	5.17	---	PASS
11B	Ant1	2437	30~1000	5.17	-68.72	≤-24.83	PASS
11B	Ant1	2437	1000~26500	5.17	-50.07	≤-24.83	PASS
11B	Ant1	2462	0~Reference	4.07	4.07	---	PASS
11B	Ant1	2462	30~1000	4.07	-69.13	≤-25.93	PASS
11B	Ant1	2462	1000~26500	4.07	-47.28	≤-25.93	PASS
11G	Ant1	2412	0~Reference	0.04	0.04	---	PASS
11G	Ant1	2412	30~1000	0.04	-68.2	≤-29.96	PASS
11G	Ant1	2412	1000~26500	0.04	-53.79	≤-29.96	PASS
11G	Ant1	2437	0~Reference	0.17	0.17	---	PASS
11G	Ant1	2437	30~1000	0.17	-68.66	≤-29.83	PASS
11G	Ant1	2437	1000~26500	0.17	-53.21	≤-29.83	PASS
11G	Ant1	2462	0~Reference	0.14	0.14	---	PASS
11G	Ant1	2462	30~1000	0.14	-65.07	≤-29.86	PASS
11G	Ant1	2462	1000~26500	0.14	-53.8	≤-29.86	PASS
11N20SISO	Ant1	2412	0~Reference	2.02	2.02	---	PASS
11N20SISO	Ant1	2412	30~1000	2.02	-67.53	≤-27.98	PASS
11N20SISO	Ant1	2412	1000~26500	2.02	-53.26	≤-27.98	PASS
11N20SISO	Ant1	2437	0~Reference	-0.26	-0.26	---	PASS
11N20SISO	Ant1	2437	30~1000	-0.26	-67.53	≤-30.26	PASS
11N20SISO	Ant1	2437	1000~26500	-0.26	-52.9	≤-30.26	PASS
11N20SISO	Ant1	2462	0~Reference	0.22	0.22	---	PASS
11N20SISO	Ant1	2462	30~1000	0.22	-68.03	≤-29.78	PASS
11N20SISO	Ant1	2462	1000~26500	0.22	-52.82	≤-29.78	PASS
11N40SISO	Ant1	2422	0~Reference	-2.75	-2.75	---	PASS
11N40SISO	Ant1	2422	30~1000	-2.75	-68.33	≤-32.75	PASS
11N40SISO	Ant1	2422	1000~26500	-2.75	-53.39	≤-32.75	PASS
11N40SISO	Ant1	2437	0~Reference	-5.03	-5.03	---	PASS
11N40SISO	Ant1	2437	30~1000	-5.03	-68.57	≤-35.03	PASS
11N40SISO	Ant1	2437	1000~26500	-5.03	-53.5	≤-35.03	PASS
11N40SISO	Ant1	2452	0~Reference	-4.29	-4.29	---	PASS
11N40SISO	Ant1	2452	30~1000	-4.29	-68.55	≤-34.29	PASS
11N40SISO	Ant1	2452	1000~26500	-4.29	-53.36	≤-34.29	PASS

Test Graphs

11B-Ant1-2412-0~Reference-PASS

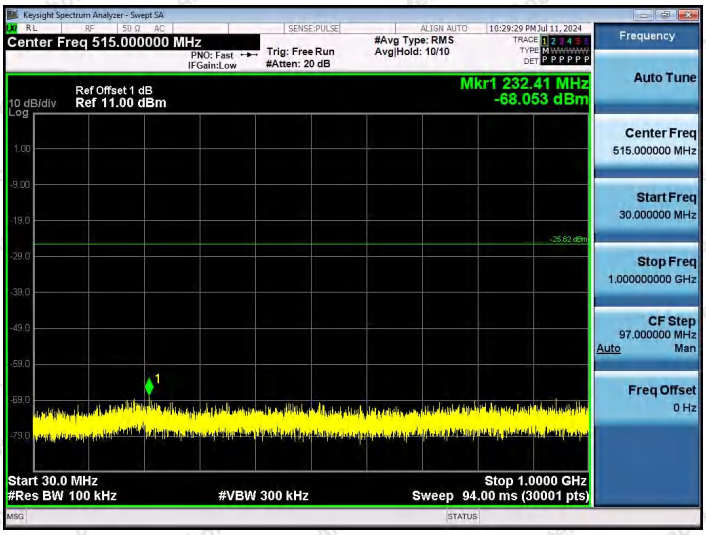

11B-Ant1-2412-30~1000-PASS

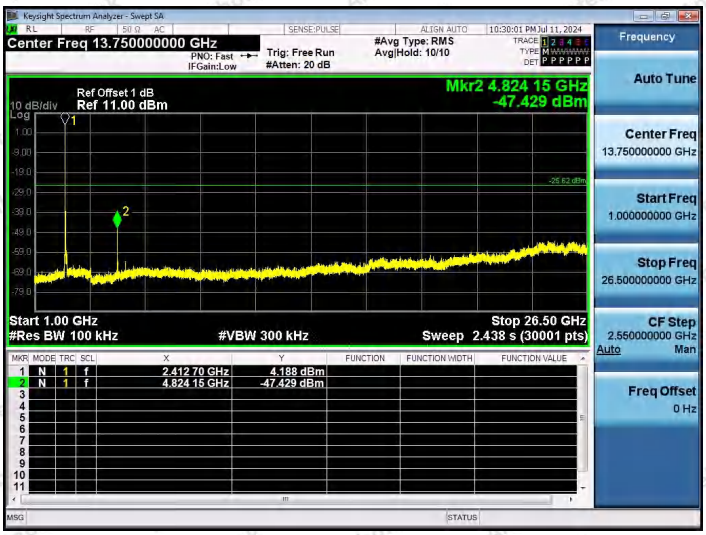

11B-Ant1-2412-1000~26500-PASS

11B-Ant1-2437-0~Reference-PASS

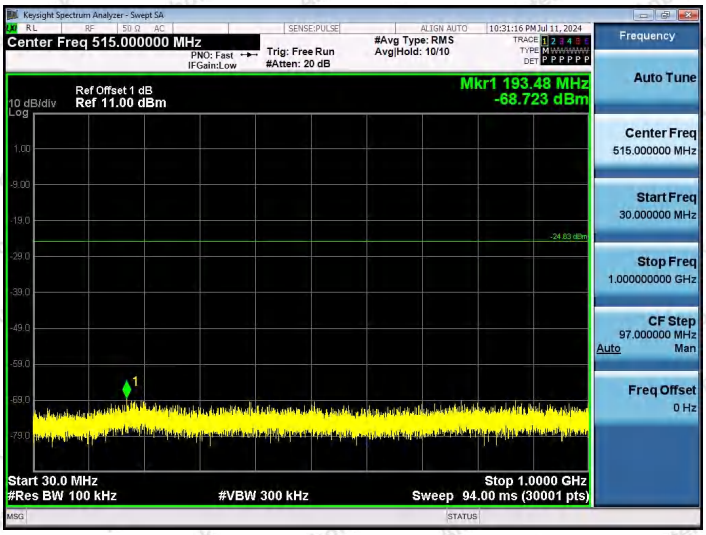

11B-Ant1-2437-30~1000-PASS

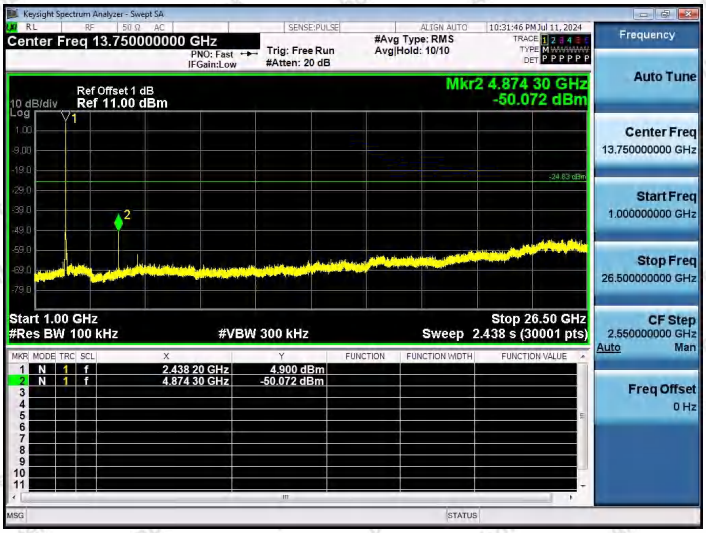

11B-Ant1-2437-1000~26500-PASS

11B-Ant1-2462-0~Reference-PASS

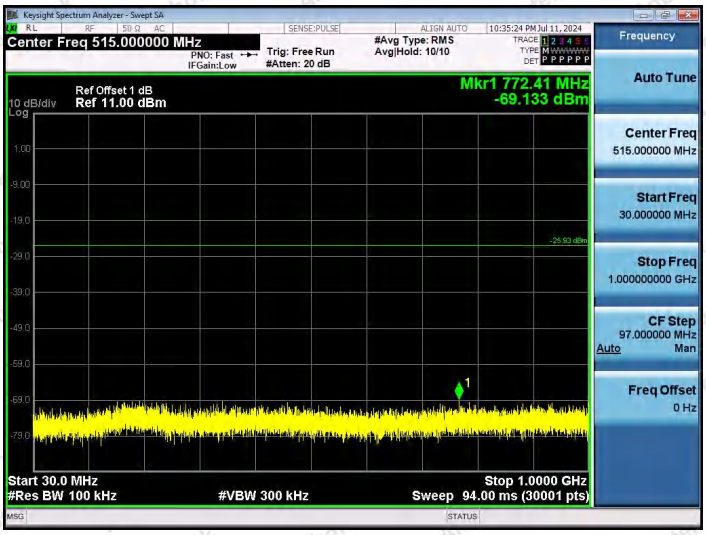

11B-Ant1-2462-30~1000-PASS

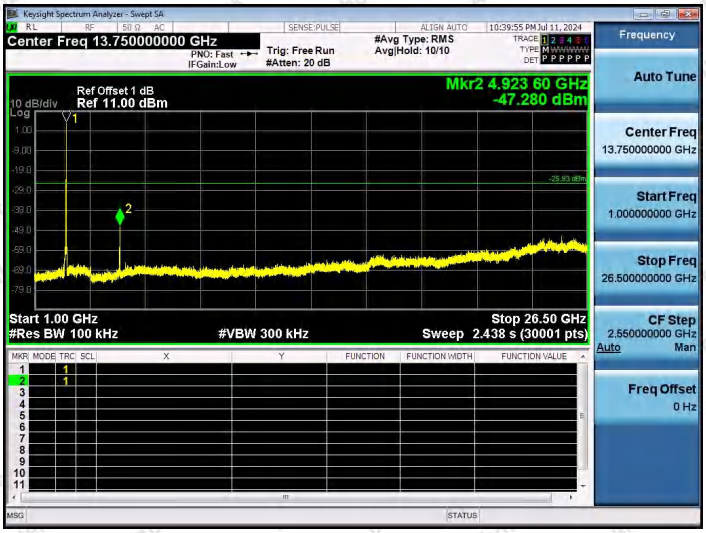

11B-Ant1-2462-1000~26500-PASS

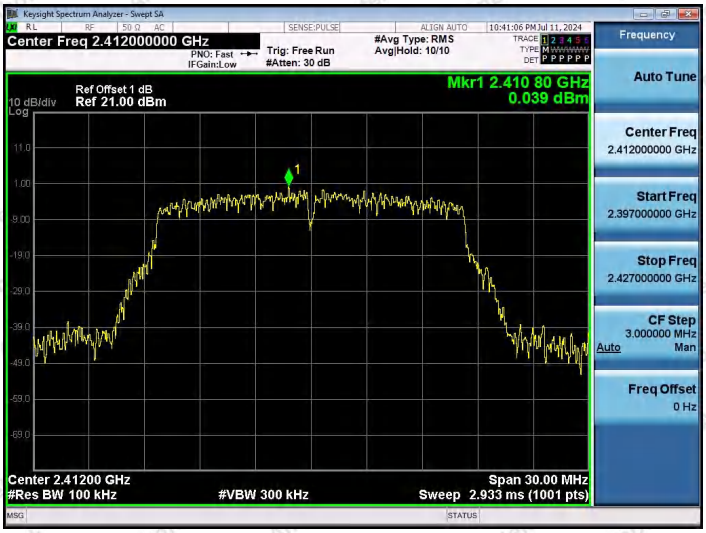

11G-Ant1-2412-0~Reference-PASS

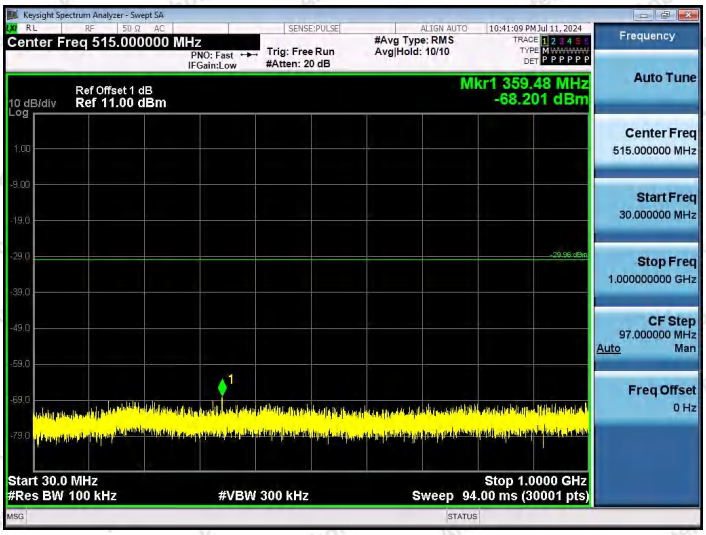

11G-Ant1-2412-30~1000-PASS

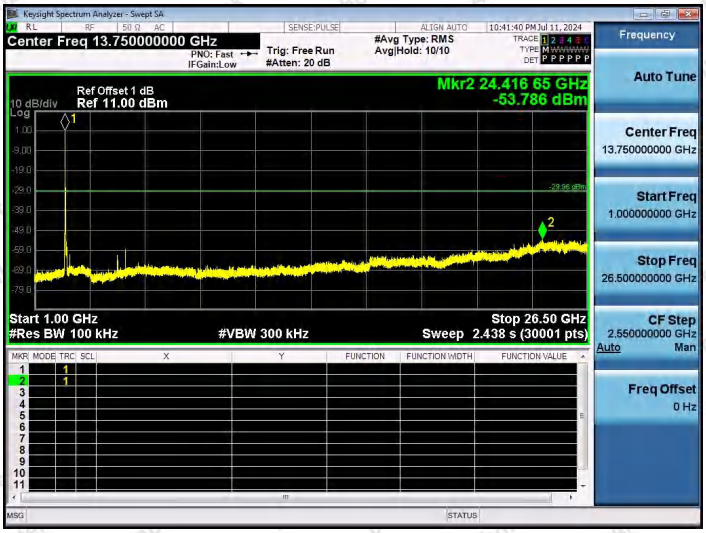

11G-Ant1-2412-1000~26500-PASS

11G-Ant1-2437-0~Reference-PASS

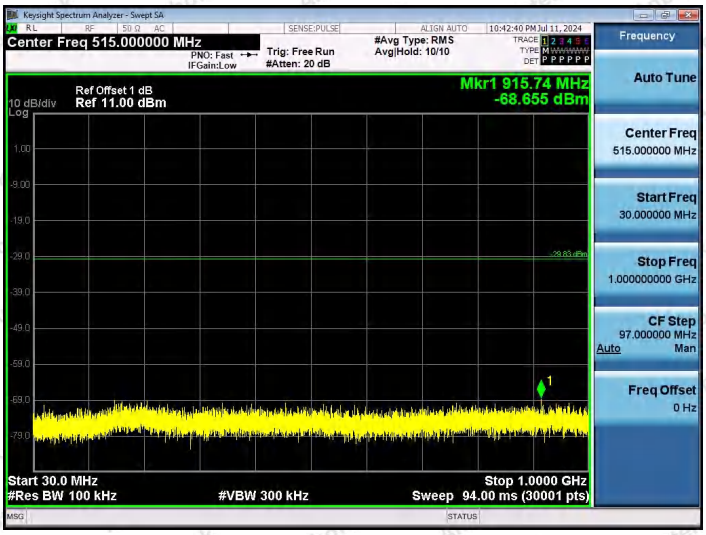

11G-Ant1-2437-30~1000-PASS

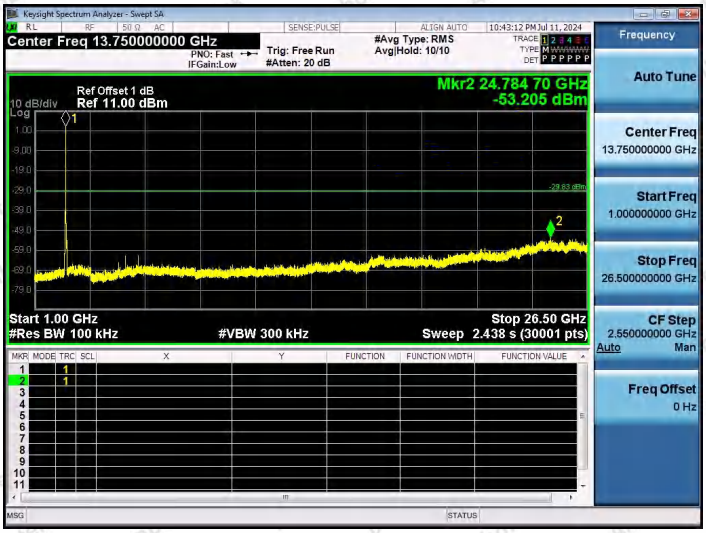

11G-Ant1-2437-1000~26500-PASS

11G-Ant1-2462-0~Reference-PASS

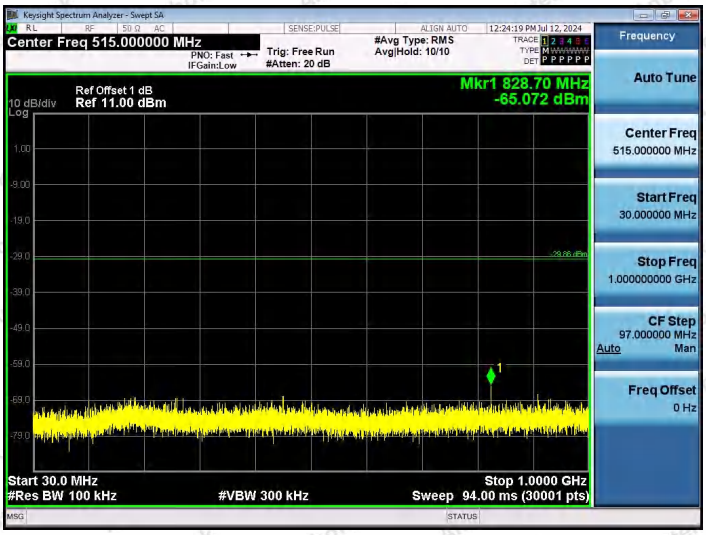

11G-Ant1-2462-30~1000-PASS

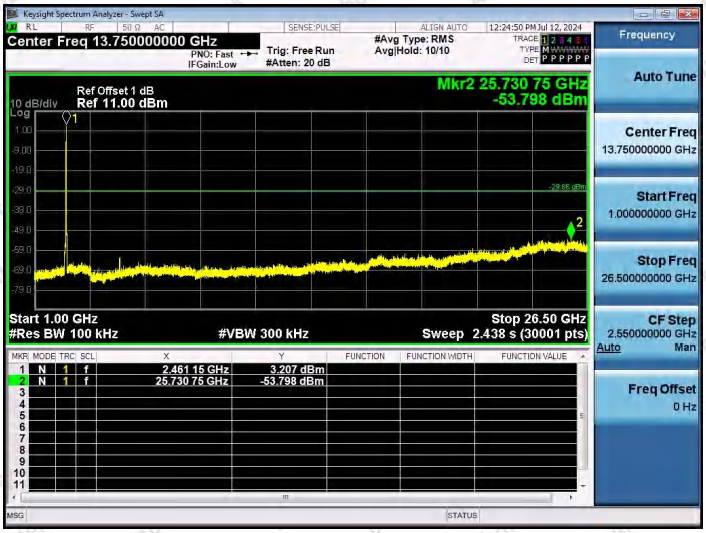

11G-Ant1-2462-1000~26500-PASS

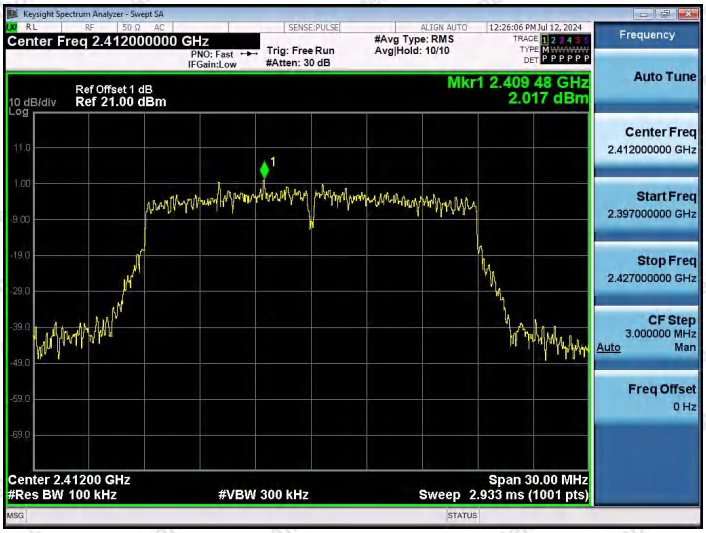

11N20SISO-Ant1-2412-0~Reference-PASS

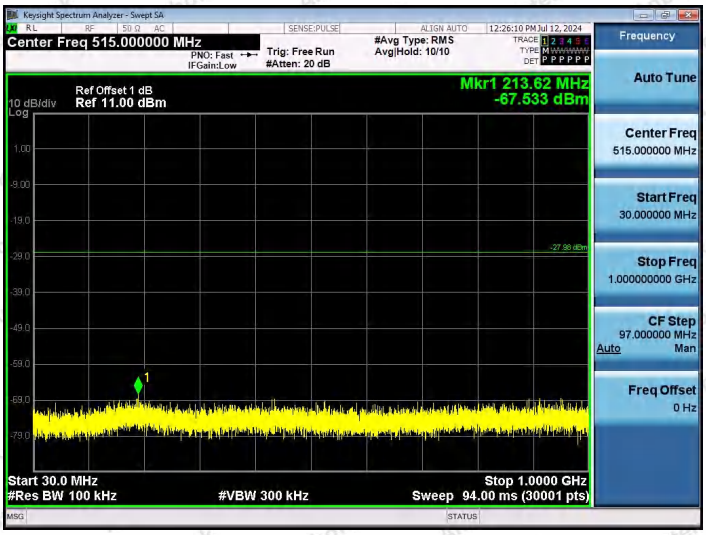

11N20SISO-Ant1-2412-30~1000-PASS

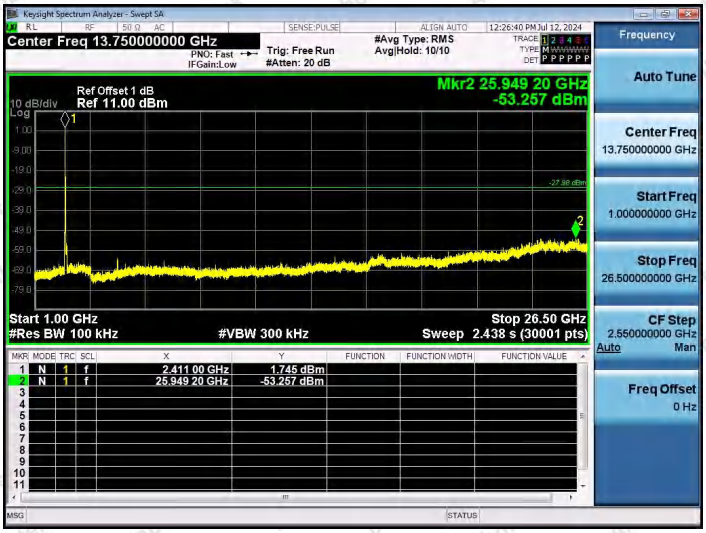

11N20SISO-Ant1-2412-1000~26500-PASS

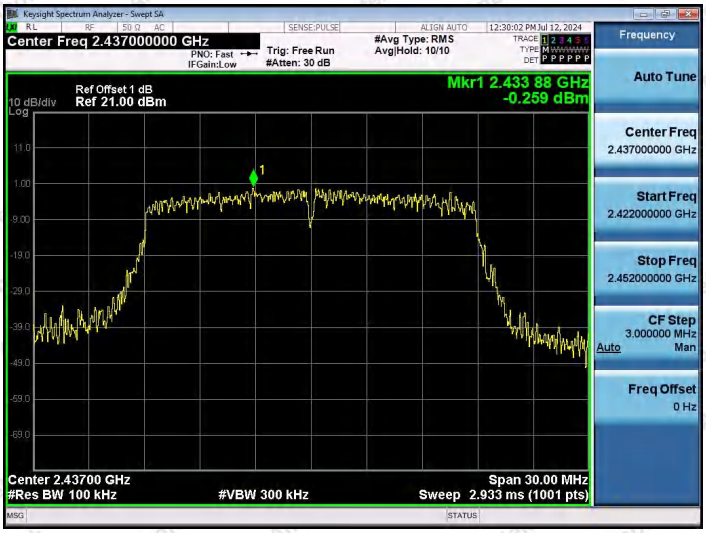

11N20SISO-Ant1-2437-0~Reference-PASS

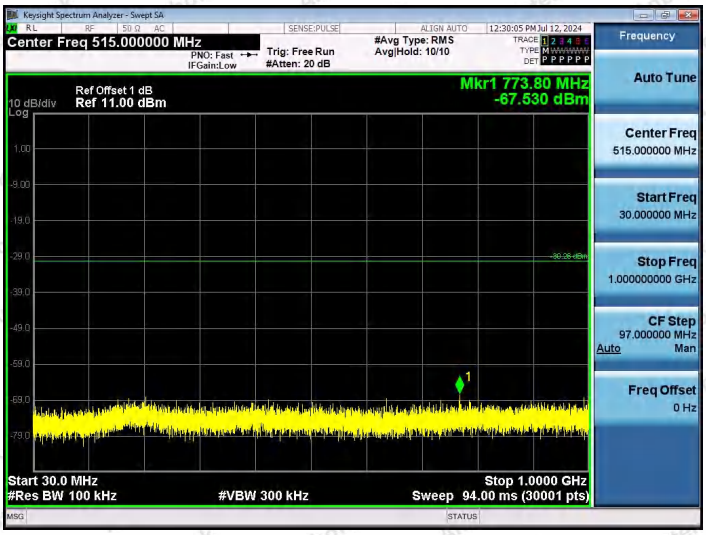

11N20SISO-Ant1-2437-30~1000-PASS

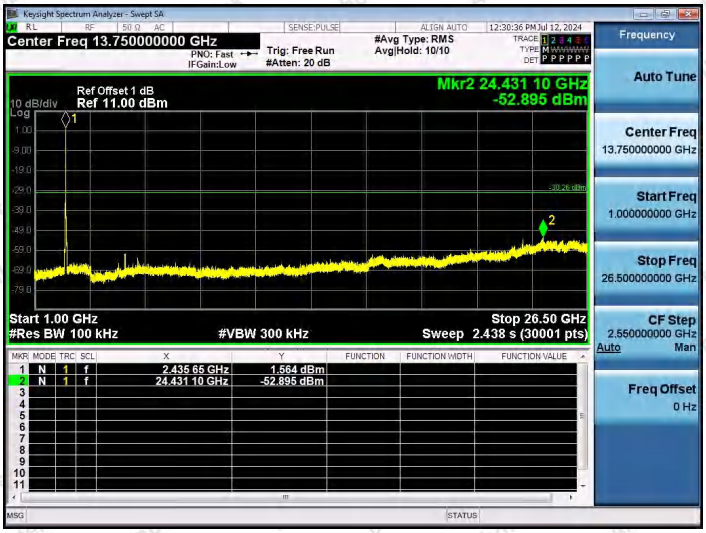

11N20SISO-Ant1-2437-1000~26500-PASS

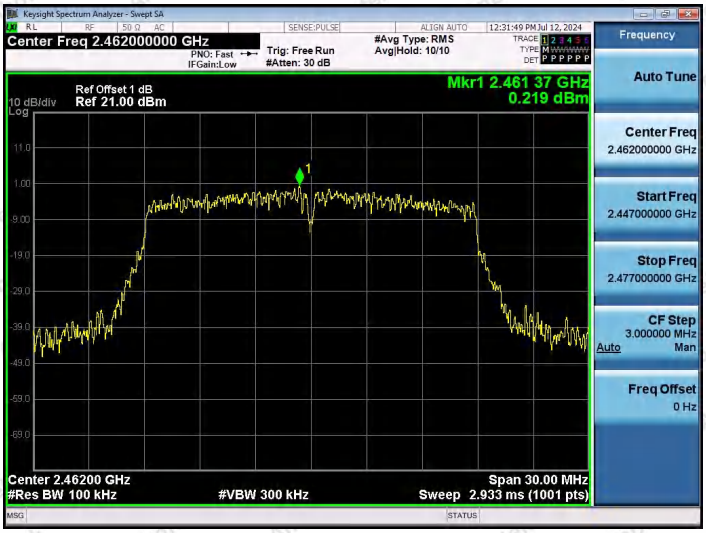

11N20SISO-Ant1-2462-0~Reference-PASS

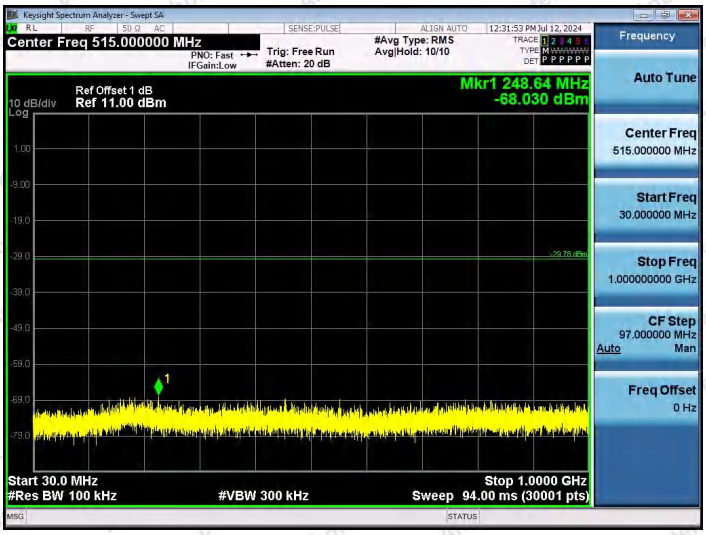

11N20SISO-Ant1-2462-30~1000-PASS

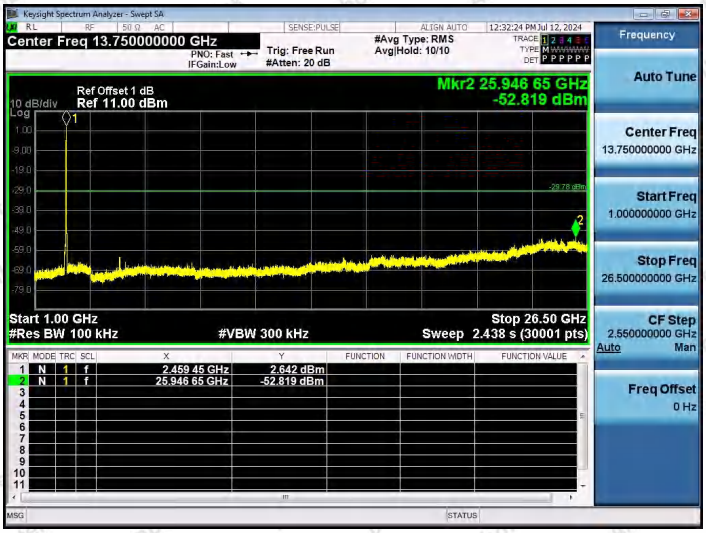

11N20SISO-Ant1-2462-1000~26500-PASS

11N40SISO-Ant1-2422-0~Reference-PASS

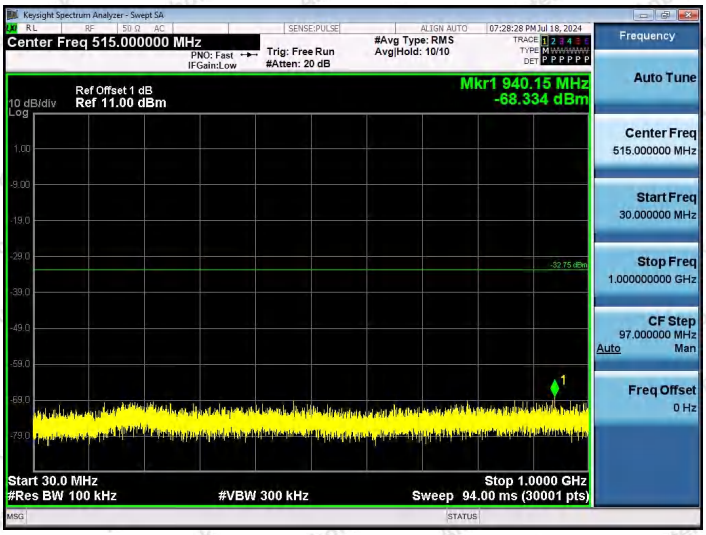

11N40SISO-Ant1-2422-30~1000-PASS

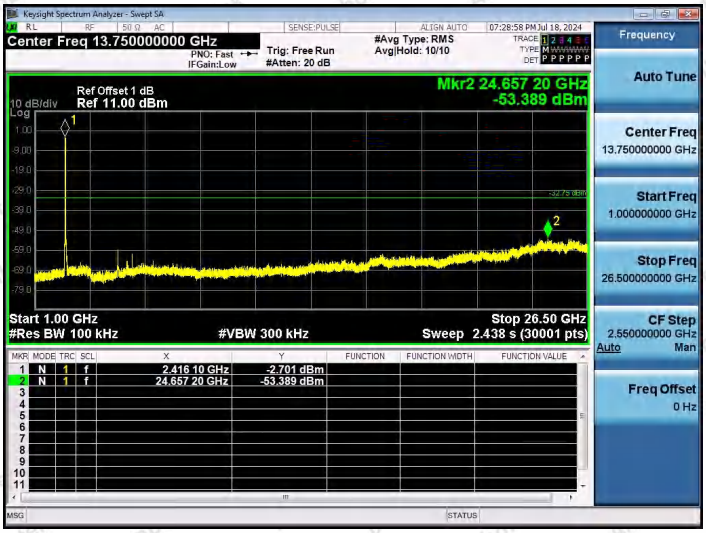

11N40SISO-Ant1-2422-1000~26500-PASS

11N40SISO-Ant1-2437-0~Reference-PASS

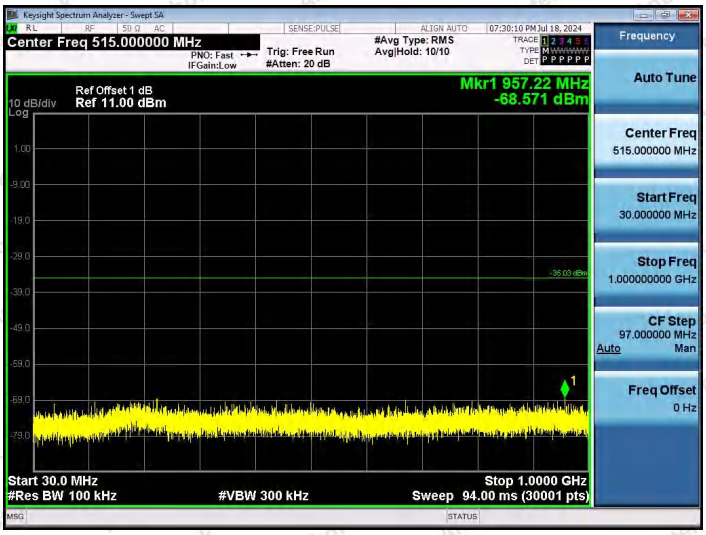

11N40SISO-Ant1-2437-30~1000-PASS

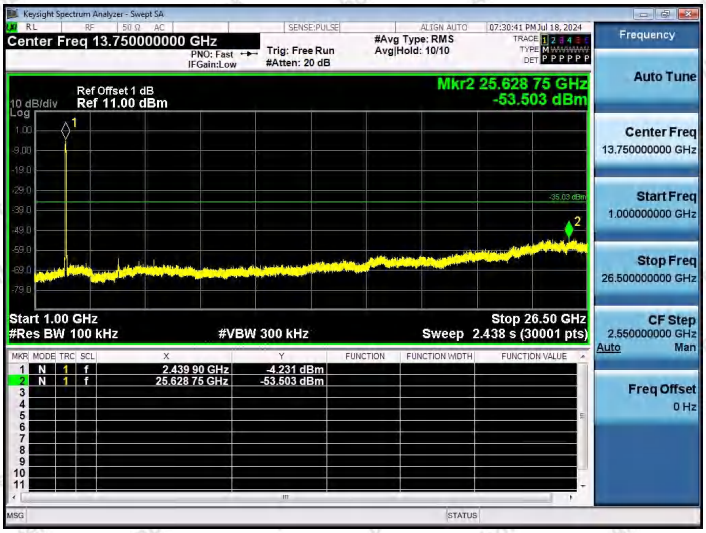

11N40SISO-Ant1-2437-1000~26500-PASS

11N40SISO-Ant1-2452-0~Reference-PASS

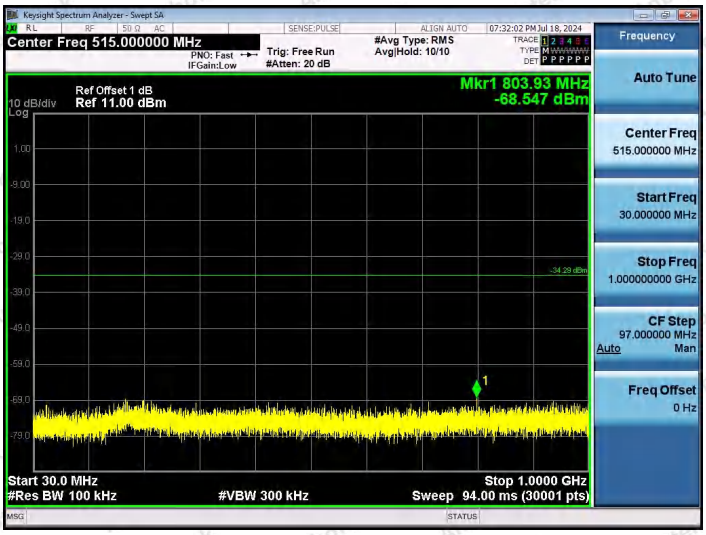

11N40SISO-Ant1-2452-30~1000-PASS

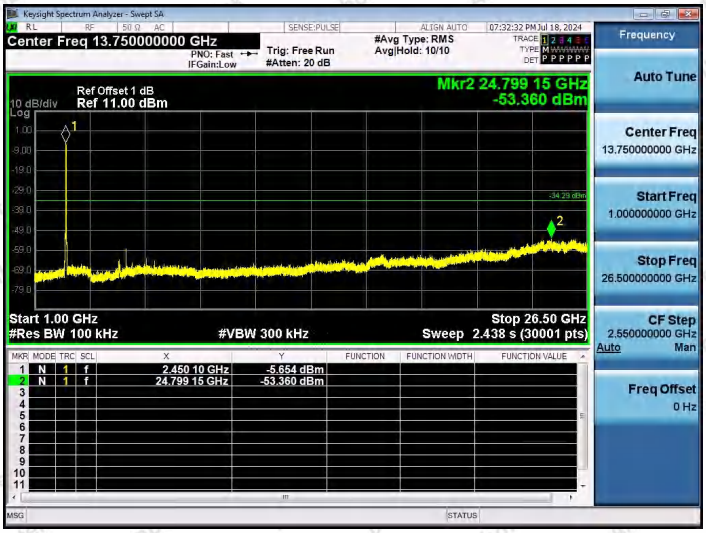

11N40SISO-Ant1-2452-1000~26500-PASS

Appendix G: Duty Cycle

Test Result

TestMode	Antenna	Frequency [MHz]	Transmission Duration [ms]	Transmission Period [ms]	Duty Cycle [%]	Factor
11B	Ant1	2412	8.38	8.42	99.52	0.02
11B	Ant1	2437	8.39	8.41	99.76	0.01
11B	Ant1	2462	8.39	8.42	99.64	0.02
11G	Ant1	2412	1.39	1.43	97.20	0.12
11G	Ant1	2437	1.39	1.43	97.20	0.12
11G	Ant1	2462	1.39	1.43	97.20	0.12
11N20SISO	Ant1	2412	1.30	1.34	97.01	0.13
11N20SISO	Ant1	2437	1.30	1.34	97.01	0.13
11N20SISO	Ant1	2462	1.30	1.33	97.74	0.10
11N40SISO	Ant1	2422	0.64	1.21	52.89	2.77
11N40SISO	Ant1	2437	0.65	1.19	54.62	2.63
11N40SISO	Ant1	2452	0.65	1.19	54.62	2.63

Test Graphs

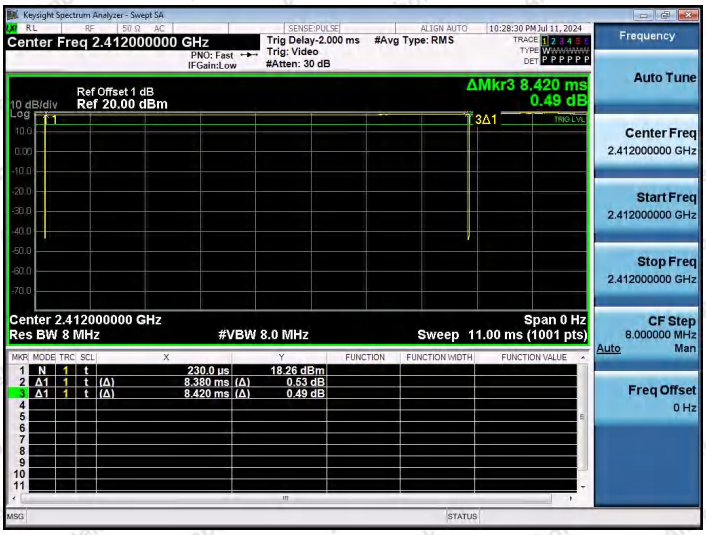

NTNV-11B-Ant1-2412

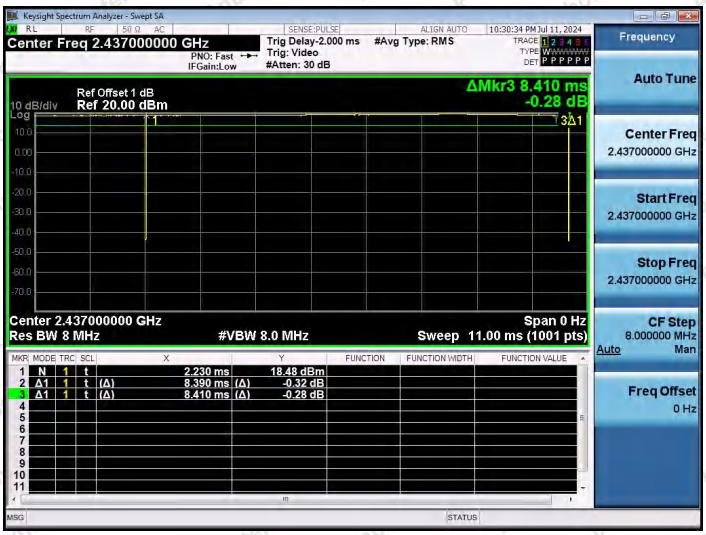

NTNV-11B-Ant1-2437

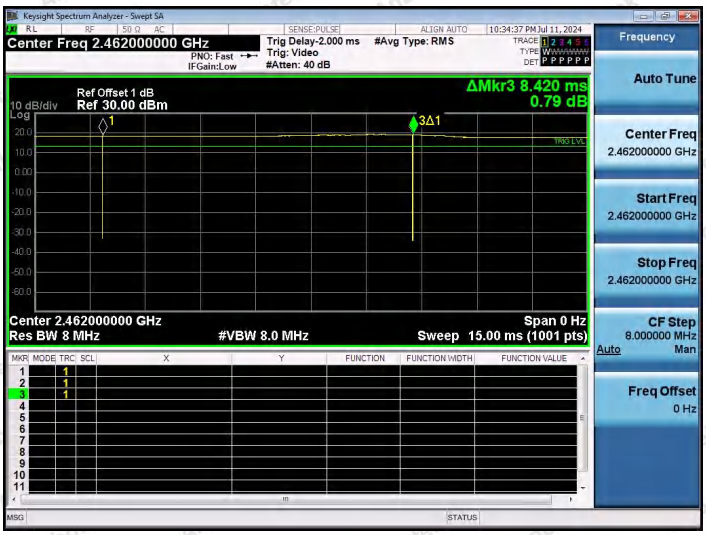

NTNV-11B-Ant1-2462

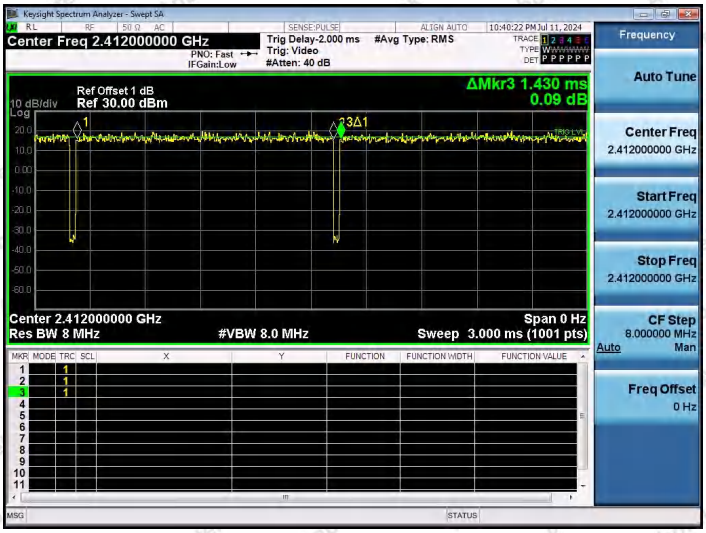

NTNV-11G-Ant1-2412

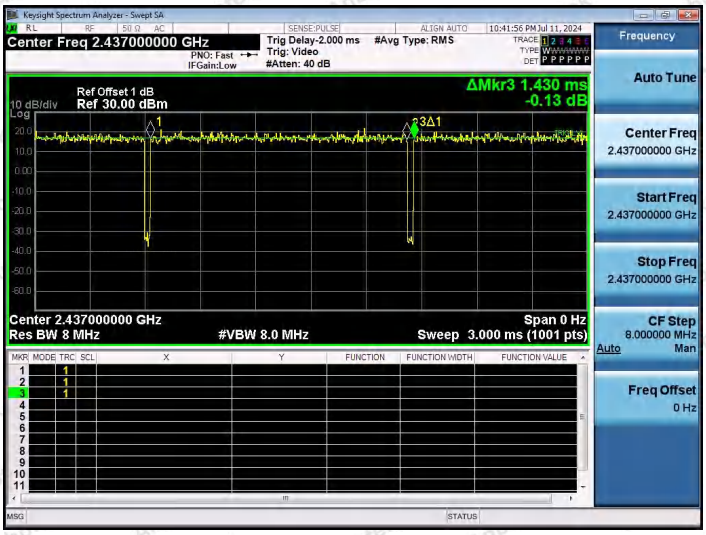

NTNV-11G-Ant1-2437

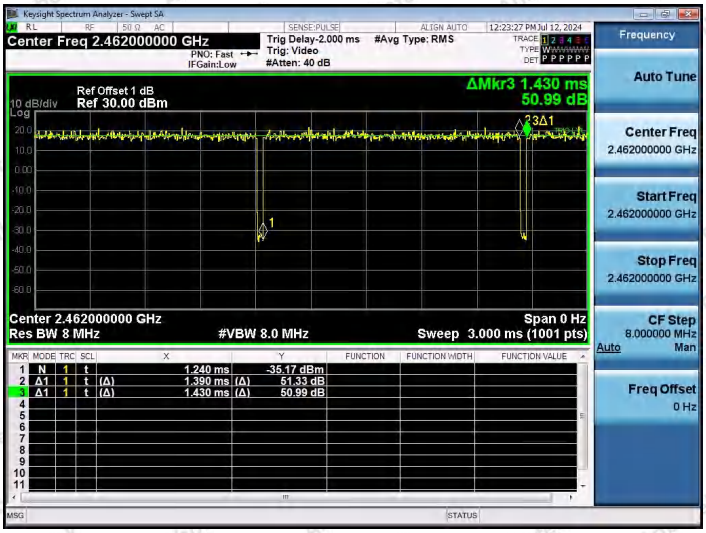

NTNV-11G-Ant1-2462

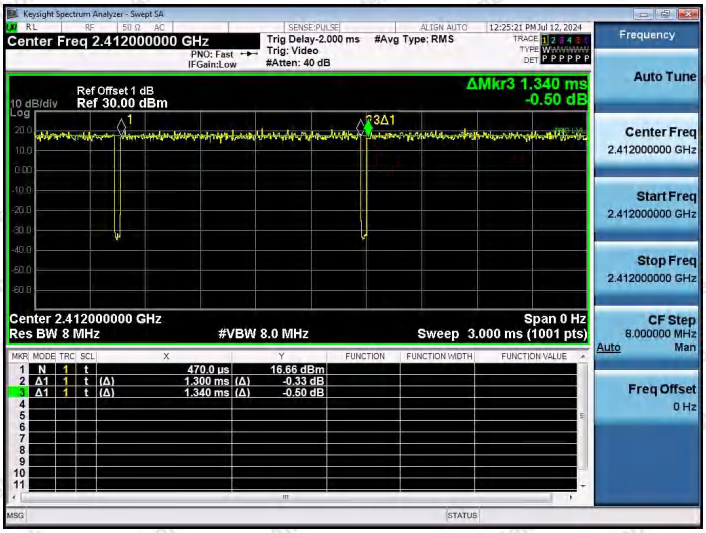

NTNV-11N20SISO-Ant1-2412

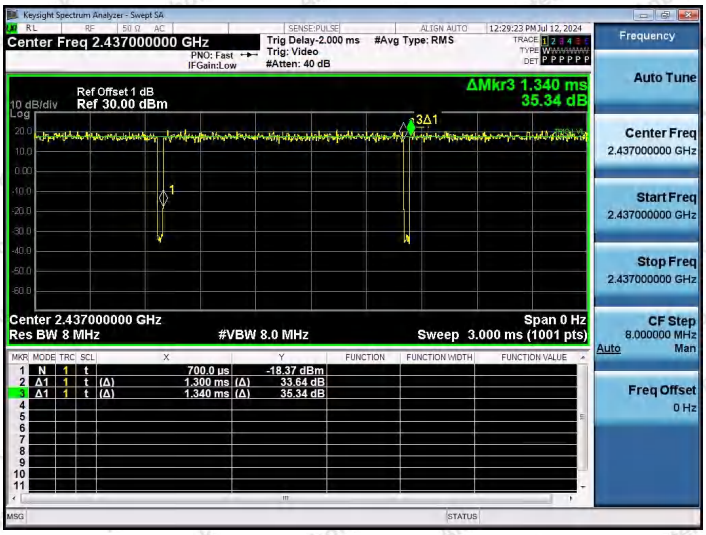

NTNV-11N20SISO-Ant1-2437

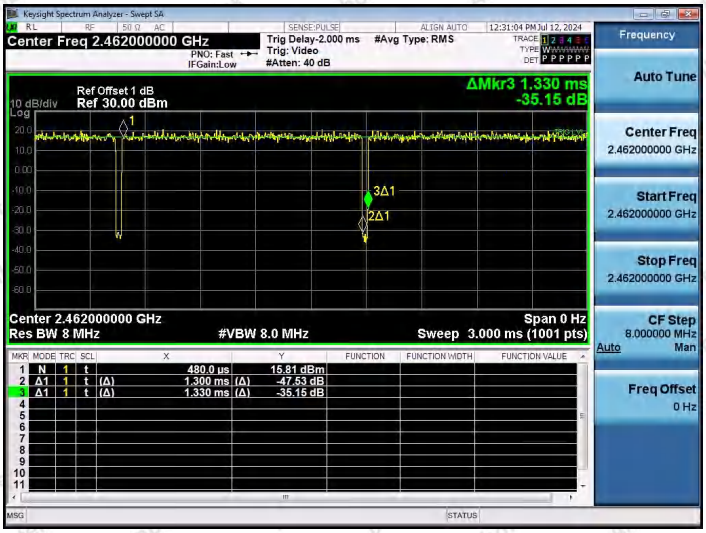

NTNV-11N20SISO-Ant1-2462

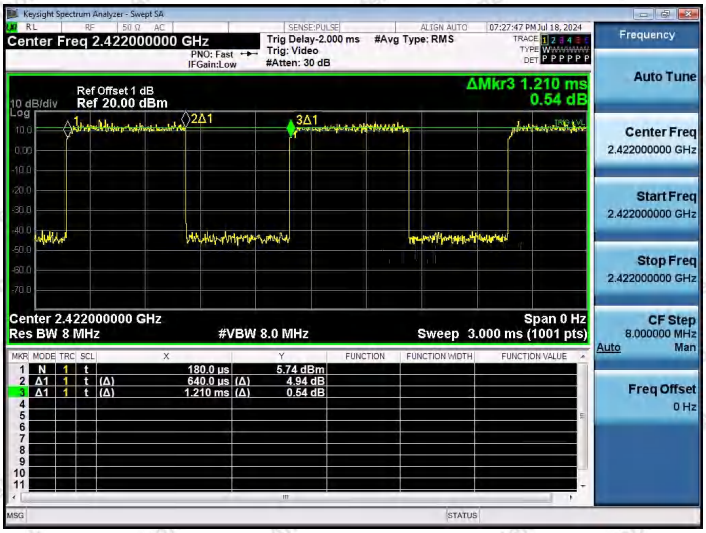

NTNV-11N40SISO-Ant1-2422

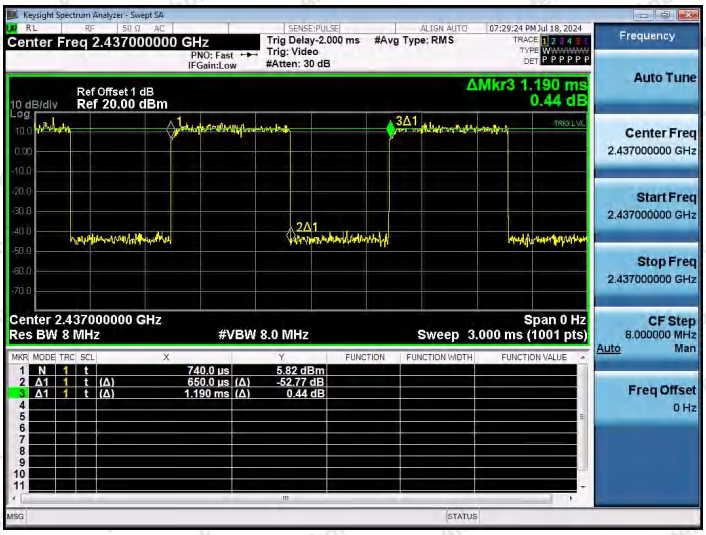

NTNV-11N40SISO-Ant1-2437

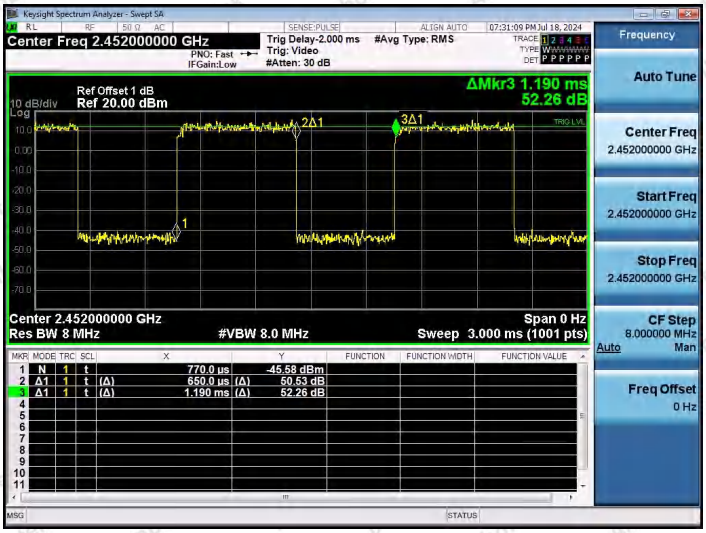

NTNV-11N40SISO-Ant1-2452

---End---