Docking Station Conference Speakerphone

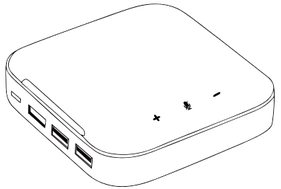

Model: By51

Read the user manual before using the device for the first time

Product Description

This speaker with microphone is an audio terminal specially built for live broadcasting, online education, teleconferencing.
It has good reception effect and AI noise reduction function. Portable and easy to use.

Specification

Dimensions: L102.4xW102.4xH28mm
Mic: 4Mic, 3m pickup distance, 360 omnidirectional reception, intelligent noise reduction, frequency response 100Hz~10KHz
Speaker: Diameter 40mm 4Ω 3W full-range speaker, frequency response 150Hz~20KHz
Material: ABS+PC
Working temperature: -10~50 degrees

Packing List

Conference speaker X1
Manual X1
Full Duplex USB-C Cable X1

Functions Display

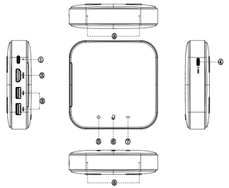

① USB C port:
support PD protocol: PD2.0/PD3.0
Input support PD0 list:
5V/3A, 9V/3A,12V/3A,15V/3A,20V/3A
② HDMI port:
Output: support HDCP:1.4/2.2, HDMI 2.0 (4K@30HZ)
③ USB A port: USB3.0
④ USB C port: support PD protocol: PD2.0/ PD3.0 Input:60W (MAX)
⑤ Volume+ button to control the speaker output volume;
⑥ Microphone mute button;
⑦ Volume - button, control the speaker output volume;
⑧ Microphone pickup hole;

How to connect	USB-C	With USB-C to USB-A adapter
conference speakerphone	√	√
USB interface function	√	√
HDMI display function	√	×
PD charging function	√	×

Note: When using the docking stati on function, you need to check whether the USB-C port on the computer side has the function of PD charging and HDMI video output.
PD charging and HDMI video output function, if the USB-C port on the computer does not have the
If the USB-C port on the computer does not have PD charging and HDMI video output function, the corresponding function of th is multifunctional conference speaker phone microphone cannot be used.
If the USB-C port on the computer does not have PD charging and HDMI video output function, the corresponding function of this multifunctional conference speakerphone cannot be used.

How to use

1. Please use a full-duplex PD cable (included with the product) to connect the ④ port directly to the computer. Then it will boot up and work.
If you need to charge your mobile laptop you can use the charging cable to connect it to ① (Charging standards can be viewed in the Functions Display above, up to 60W.)

2.The sound can be adjusted according to "+"or "-".

3.Mute button can pause the recording of local sound.(The status light will turn red)

FAQ

Q1: Why is the sound of the computer's external playback not coming from the speakerphone after the USB is connected?
A: The audio device source of PC system will automatically select the last inserted USB device by default, but different system settings may be different; if the system does not select this device automatically, please do it manually. Take the windows system as an example, the steps are as follows.
1) Click the volume button in the taskbar.

2)Select Speaker

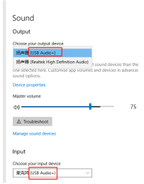

Q2: Why is the microphone volume of IOS system so low?
A: IOS system microphone volume usually needs to be set manually.

Q3: Can I move the device when I use it for a meeting (holding it in my hand or meeting on the move)?
A: No. The built-in echo cancellation and vocal enhancement algorithms work in tandem when the device is in a call to ensure a good call experience. And moving the device or blocking the microphone during a call will affect the effect of the smart call algorithm. Therefore, in order to ensure a good experience, it is recommended to place the device in a stable position during a meeting and make sure that the pickup microphone and speakers are not blocked or covered by foreign objects.

Q4: Why is there a difference in the sound picked up by this device when used with different live broadcast and conference software?
A: Our device comes with noise reduction and vocal enhancement algorithms, while different conference software often comes with its own vocal enhancement and noise reduction algorithms, so the algorithms superimposed on the sound pickup effect will be slightly different in different conference software.

Q5: Why can I sometimes hear the echo of my own voice during a call?
A: Our device has an echo cancellation function, which can prevent the remote user from hearing his/her own echo, if you hear his/her own echo during a call, it is likely that the remote user's device does not have or echo cancellation function is not good.

Contact Us

If you have any questions or concerns, please contactus via E-mail:
support@pohohome.com

MADE IN CHINA

This device complies with part 15 of the FCC Rules. Operation is subject to the following two conditions: (1) this device may not cause harmful interference, and (2) this device must accept any interference received, including interference that may cause undesired operation.
Any changes or modifications not expressly approved by the party responsible for compliance could void the user's authority to operate the equipment.
NOTE: This equipment has been tested and found to comply with the limits for a Class B digital device, pursuant to Part 15 of the FCC Rules. These limits are designed to provide reasonable protection against harmful interference in a residential installation. This equipment generates, uses and can radiate radio frequency energy and, if not installed and used in accordance with the instructions, may cause harmful interference to radio communications. However, there is no guarantee that interference will not occur in a particular installation.
If this equipment does cause harmful interference to radio or television reception,
which can be determined by turning the equipment off and on, the user is encouraged to try to correct the interference by one or more of the following measures:
-- Reorient or relocate the receiving antenna.
-- Increase the separation between the equipment and receiver.
-- Connect the equipment into an outlet on a circuit different
from that to which the receiver is connected.
-- Consult the dealer or an experienced radio/TV technician for help.
The device has been evaluated to meet general RF exposure requirement. The device can be used in portable exposure condition without restriction