Appendix Test Data for BT(BDR/EDR) (Conducted Measurement)

Product Name: MINI PARTY LIGHT BT SPEAKER

Trade Mark: XKT

Test Model: V12

FCC ID: 2BHTU-V1201

Environmental Conditions

Temperature:	23.8℃
Relative Humidity:	58%
ATM Pressure:	100.0 kPa
Test Engineer:	Allen Lai
Supervised by:	Hugo Chen
NOTE	N/A

Appendix A: 20dB Emission Bandwidth

Test Result

TestMode	Antenna	Frequency[MHz]	20db EBW[MHz]	FL[MHz]	FH[MHz]	Limit[MHz]	Verdict
DH5	Ant1	2402	1.029	2401.490	2402.519	---	---
DH5	Ant1	2441	1.041	2440.490	2441.531	---	---
DH5	Ant1	2480	1.050	2479.484	2480.534	---	---
2DH5	Ant1	2402	1.296	2401.376	2402.672	---	---
2DH5	Ant1	2441	1.308	2440.367	2441.675	---	---
2DH5	Ant1	2480	1.326	2479.346	2480.672	---	---

Test Graphs

DH5-Ant1-2402

DH5-Ant1-2441

DH5-Ant1-2480

2DH5-Ant1-2402

2DH5-Ant1-2441

2DH5-Ant1-2480

Appendix B: Occupied Channel Bandwidth

Test Result

TestMode	Antenna	Frequency[MHz]	OCB [MHz]	FL[MHz]	FH[MHz]	Limit[MHz]	Verdict
DH5	Ant1	2402	0.91054	2401.5561	2402.4666	---	---
DH5	Ant1	2441	0.94448	2440.5316	2441.4761	---	---
DH5	Ant1	2480	0.94128	2479.5314	2480.4727	---	---
2DH5	Ant1	2402	1.1987	2401.4153	2402.6140	---	---
2DH5	Ant1	2441	1.2274	2440.4035	2441.6309	---	---
2DH5	Ant1	2480	1.2173	2479.4089	2480.6262	---	---

Test Graphs

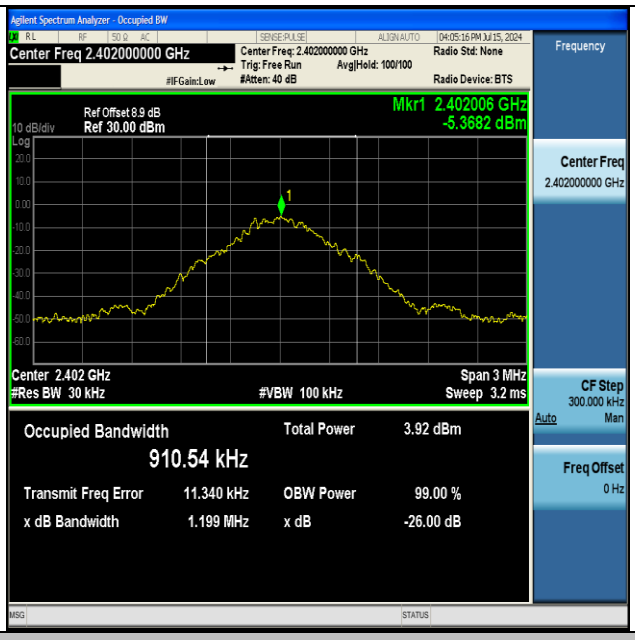

DH5-Ant1-2402

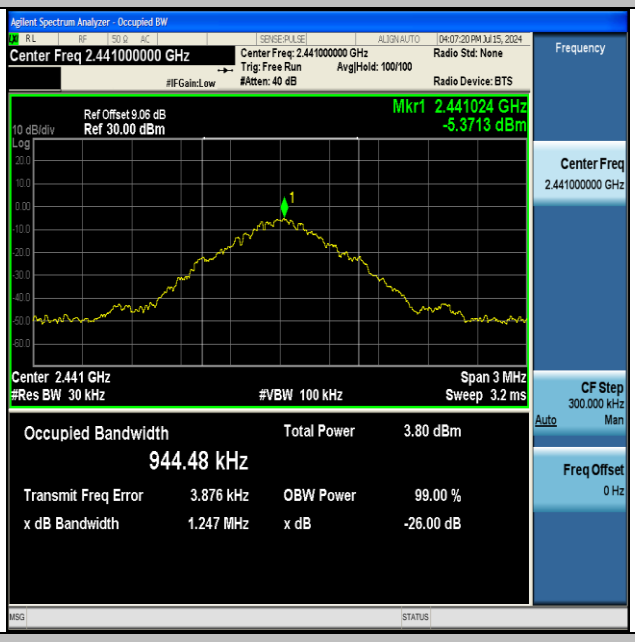

DH5-Ant1-2441

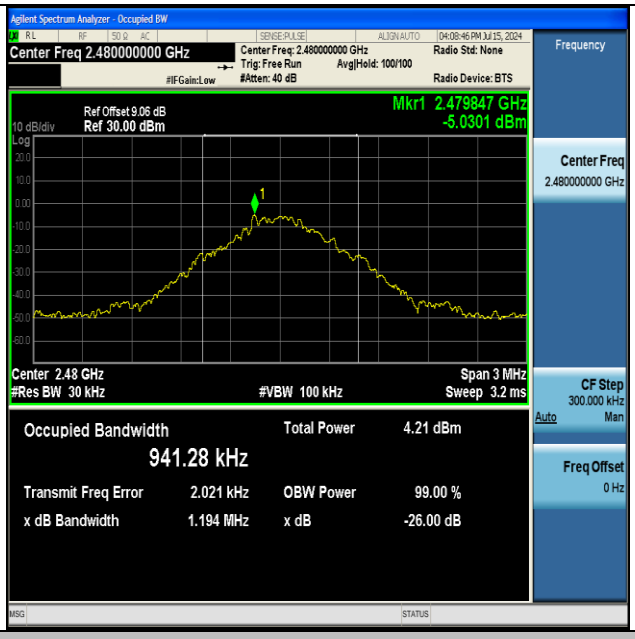

DH5-Ant1-2480

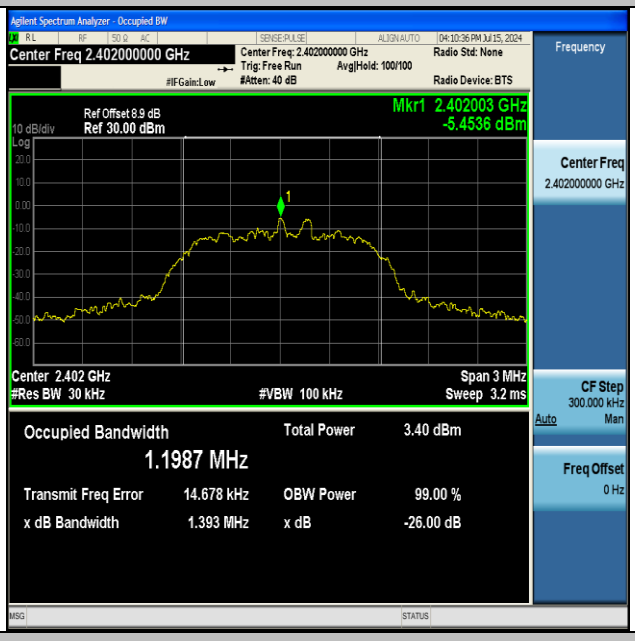

2DH5-Ant1-2402

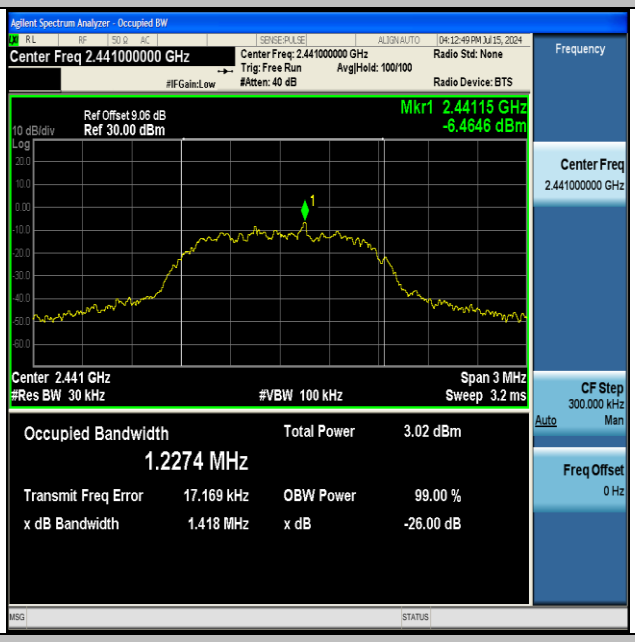

2DH5-Ant1-2441

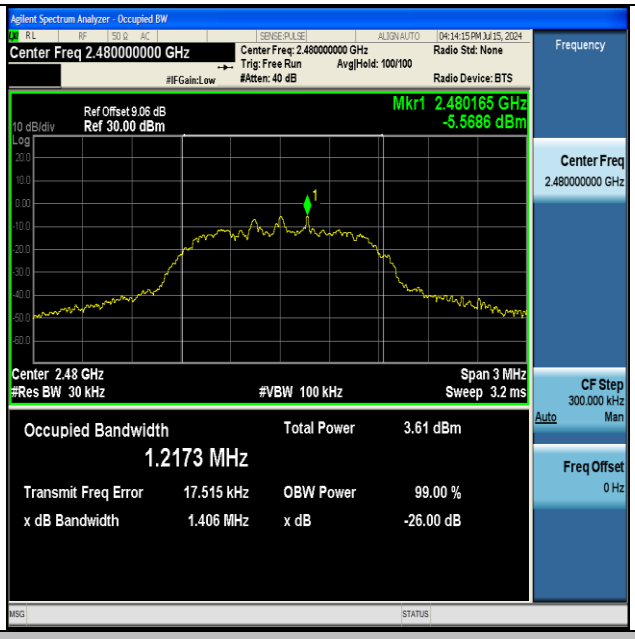

2DH5-Ant1-2480

Appendix C: Maximum peak conducted output power

Test Result

Test Mode	Antenna	Frequency[MHz]	Conducted Peak Power[dBm]	Conducted Limit[dBm]	Verdict
DH5	Ant1	2402	-2.68	≤20.97	PASS
DH5	Ant1	2441	-2.40	≤20.97	PASS
DH5	Ant1	2480	-2.40	≤20.97	PASS
2DH5	Ant1	2402	-1.98	≤20.97	PASS
2DH5	Ant1	2441	-1.76	≤20.97	PASS
2DH5	Ant1	2480	-1.69	≤20.97	PASS

Test Graphs

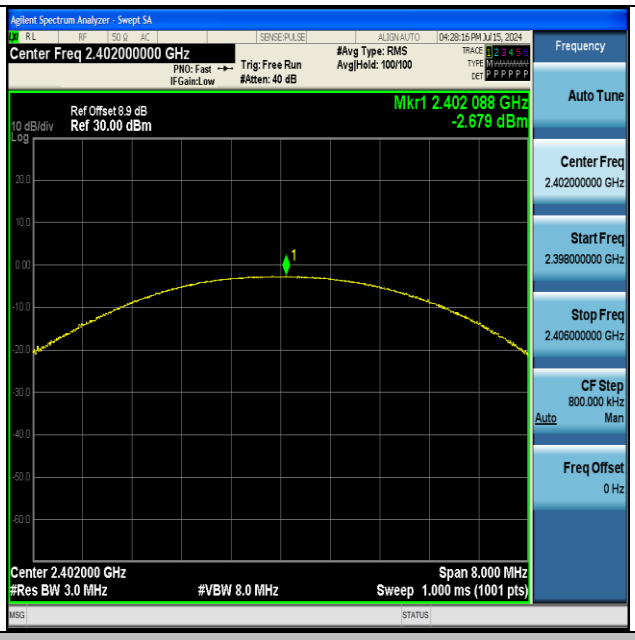

DH5-Ant1-2402-PASS

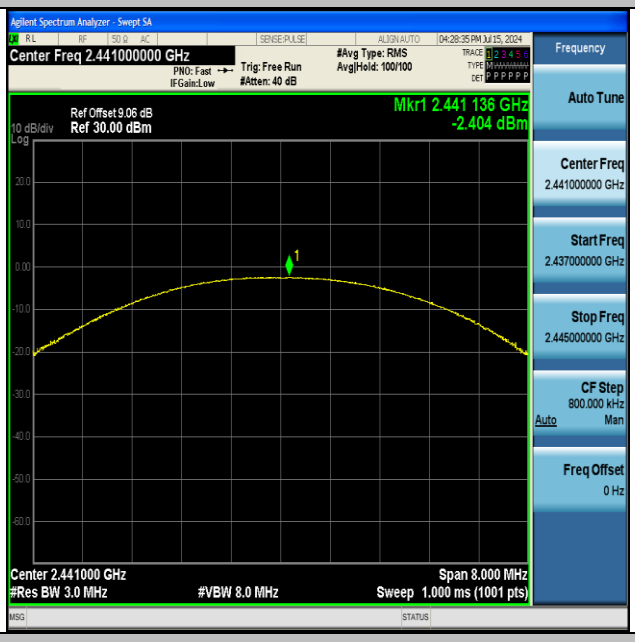

DH5-Ant1-2441-PASS

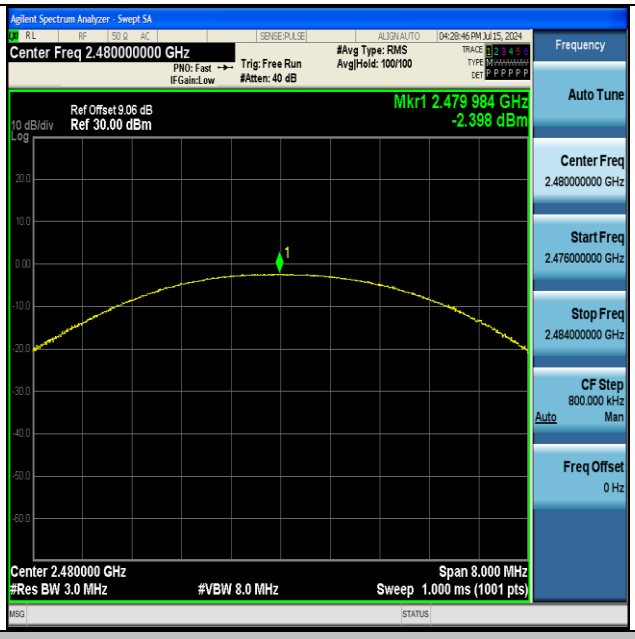

DH5-Ant1-2480-PASS

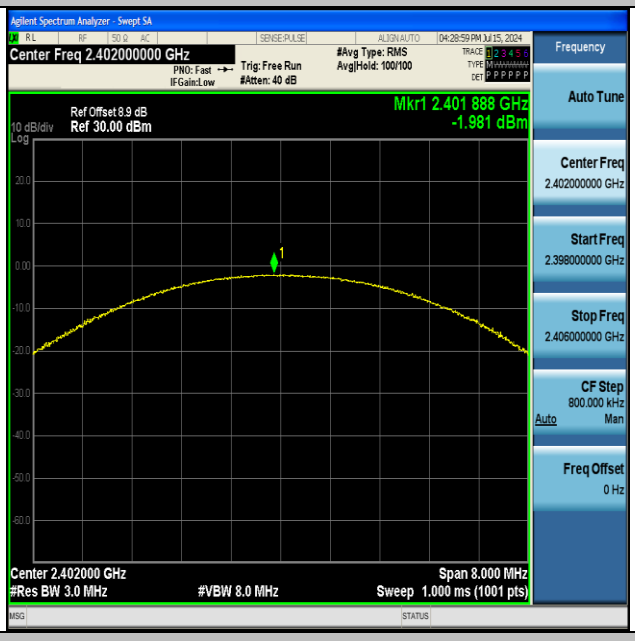

2DH5-Ant1-2402-PASS

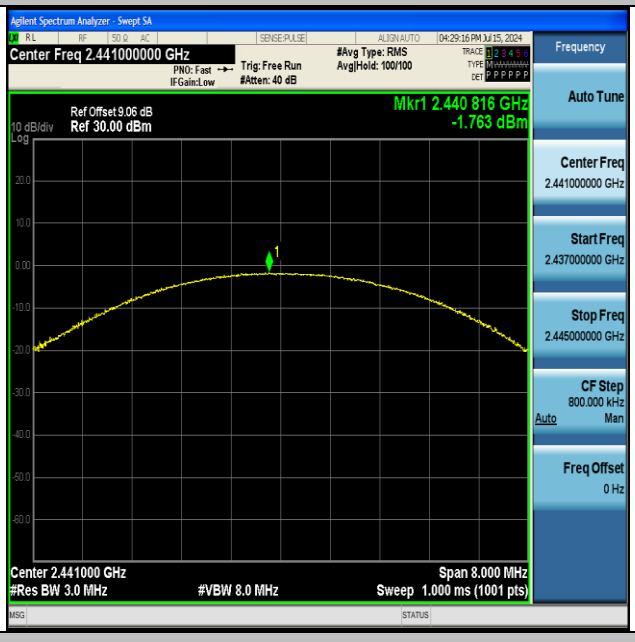

2DH5-Ant1-2441-PASS

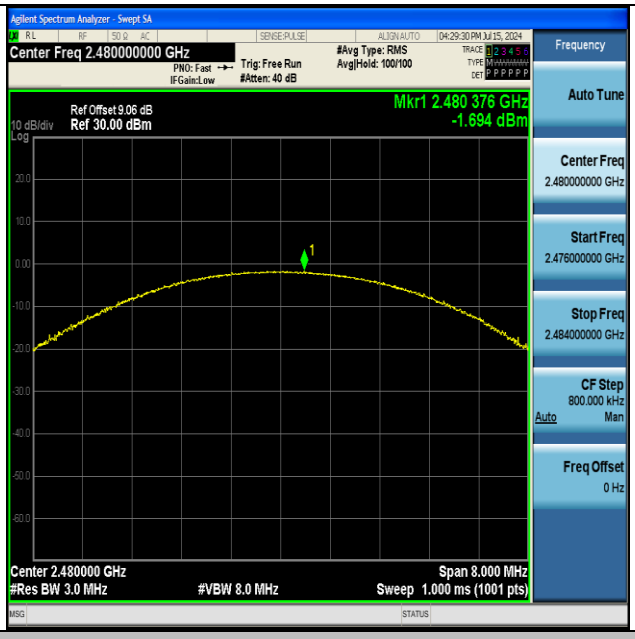

2DH5-Ant1-2480-PASS

Appendix D: Carrier frequency separation

Test Result

TestMode	Antenna	Frequency[MHz]	Result[MHz]	Limit[MHz]	Verdict
DH5	Ant1	Hop	0.864	≥0.700	PASS
2DH5	Ant1	Hop	1.128	≥0.884	PASS

Test Graphs

DH5-Ant1-Hop-PASS

2DH5-Ant1-Hop-PASS

Appendix E: Time of occupancy

Test Result

TestMode	Antenna	Frequency[MHz]	BurstWidth [ms]	TotalHops [Num]	Result[s]	Limit[s]	Verdict
DH5	Ant1	Hop	2.879	70	0.202	≤0.4	PASS
2DH5	Ant1	Hop	2.885	60	0.173	≤0.4	PASS

Test Graphs

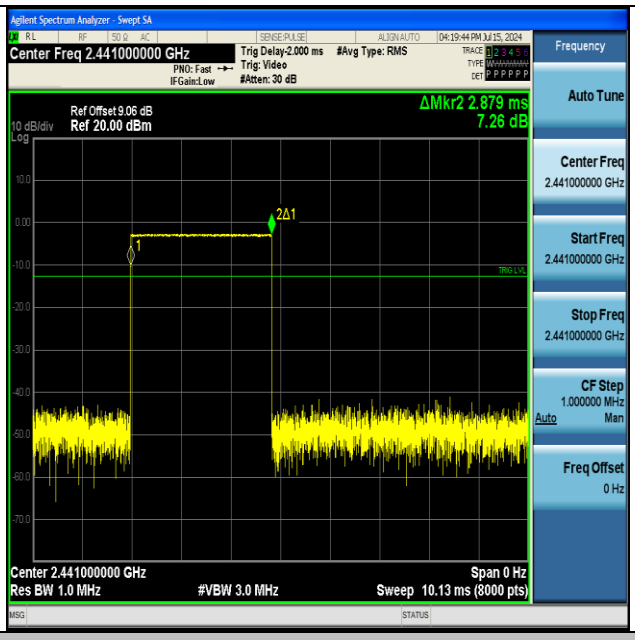

DH5-Ant1-Hop-PASS

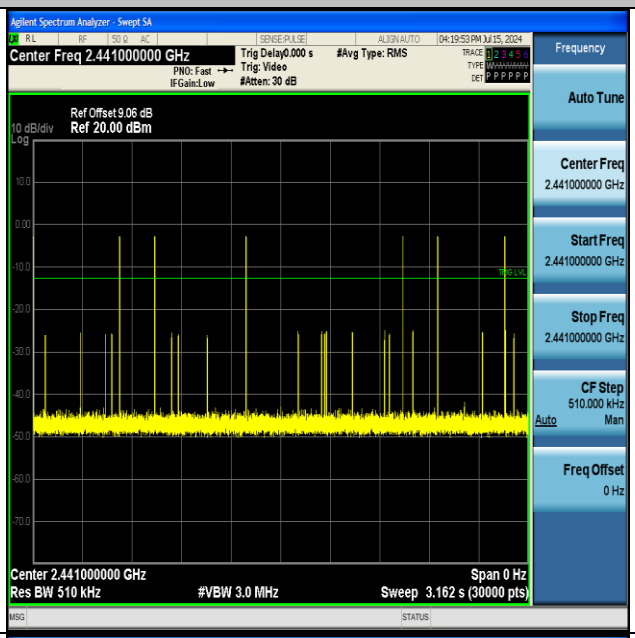

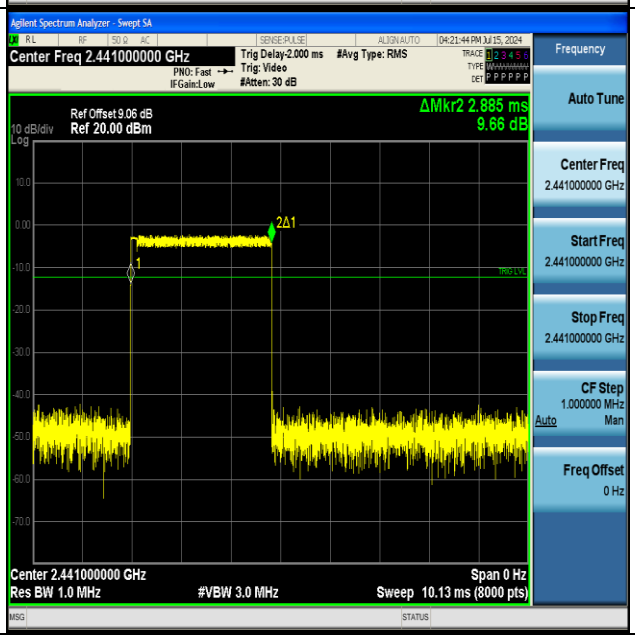

2DH5-Ant1-Hop-PASS
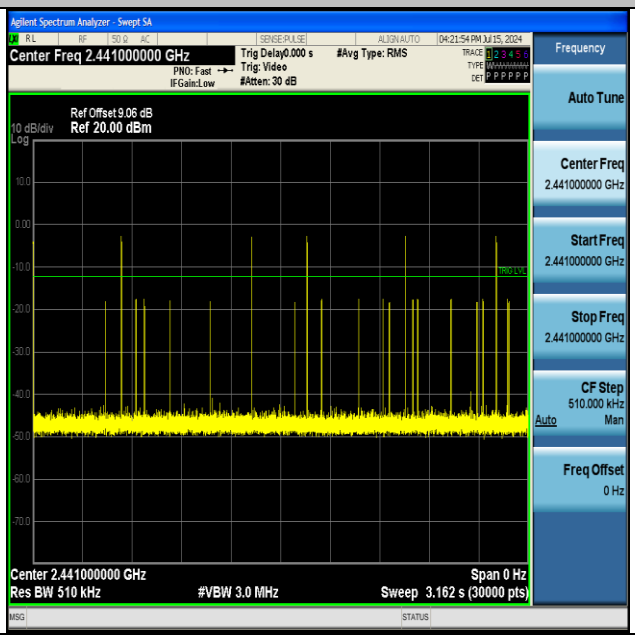

Appendix F: Number of hopping channels

Test Result

TestMode	Antenna	Frequency[MHz]	Result[Num]	Limit[Num]	Verdict
DH5	Ant1	Hop	79	≥15	PASS
2DH5	Ant1	Hop	79	≥15	PASS

Test Graphs

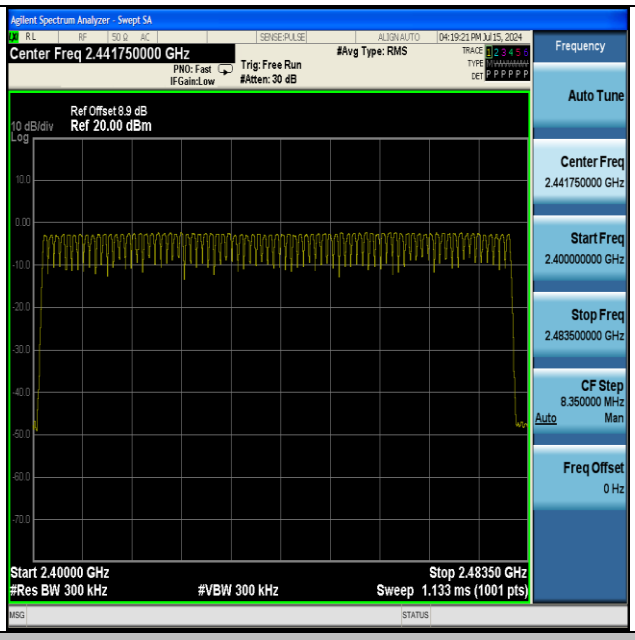

DH5-Ant1-Hop-PASS

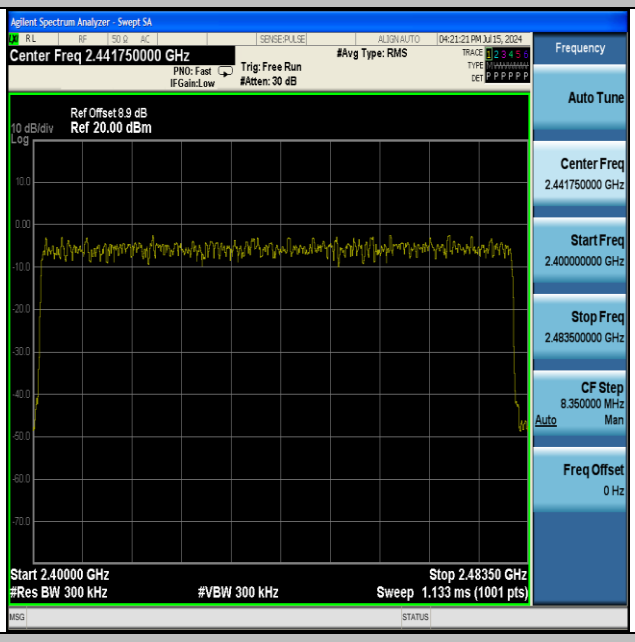

2DH5-Ant1-Hop-PASS

Appendix G: Band edge measurements

Test Result

TestMode	Antenna	ChName	Frequency[MHz]	RefLevel [dBm]	Result [dBm]	Limit [dBm]	Verdict
DH5	Ant1	Low	2402	-3.24	-50.65	≤-23.24	PASS
DH5	Ant1	High	2480	-2.86	-48.74	≤-22.86	PASS
DH5	Ant1	Low	Hop_2402	-3.74	-50.61	≤-23.74	PASS
DH5	Ant1	High	Hop_2480	-3.04	-48.65	≤-23.04	PASS
2DH5	Ant1	Low	2402	-3.24	-50.12	≤-23.24	PASS
2DH5	Ant1	High	2480	-3.25	-49.29	≤-23.25	PASS
2DH5	Ant1	Low	Hop_2402	-7.93	-50.7	≤-27.93	PASS
2DH5	Ant1	High	Hop_2480	-5.09	-49.62	≤-25.09	PASS

Test Graphs

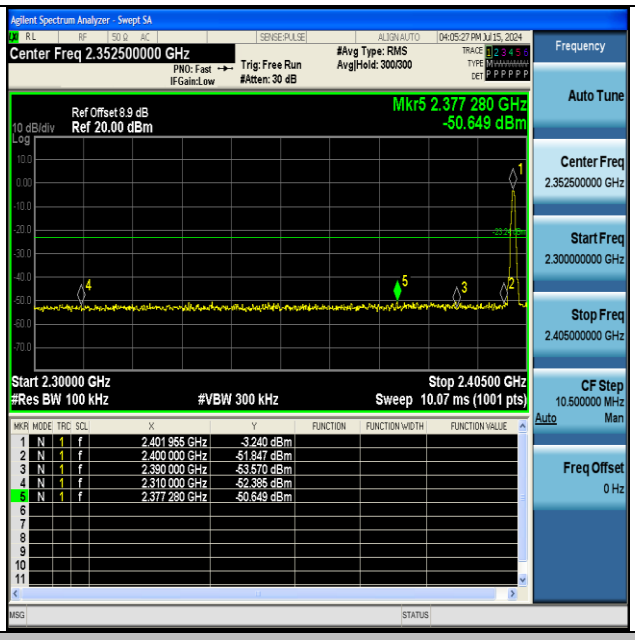

DH5-Ant1-2402-PASS

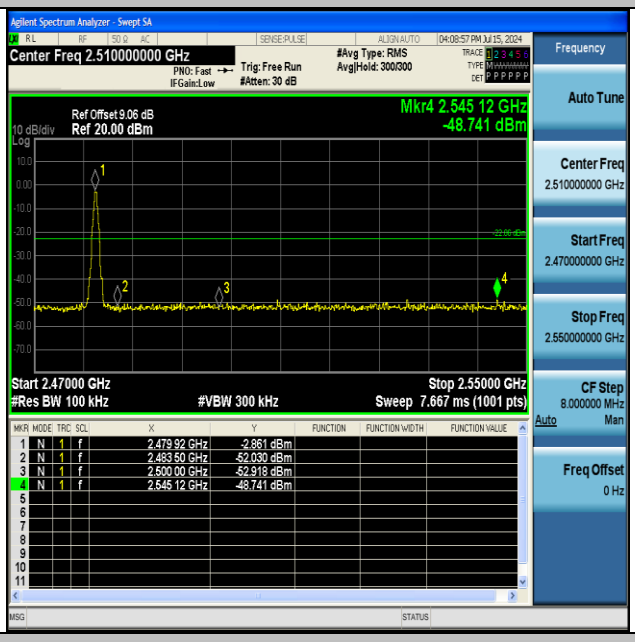

DH5-Ant1-2480-PASS

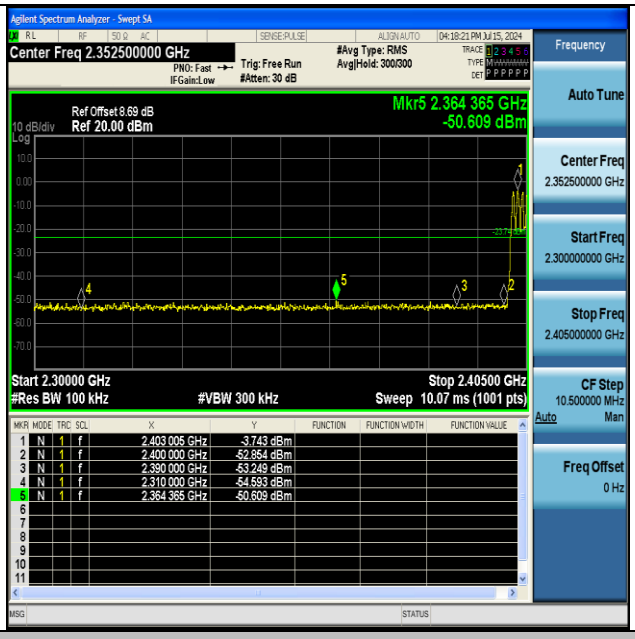

DH5-Ant1-Hop_2402-PASS

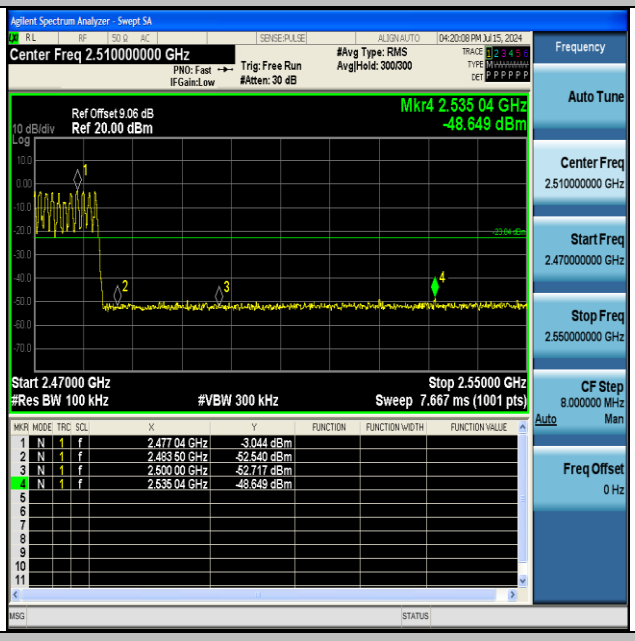

DH5-Ant1-Hop_2480-PASS

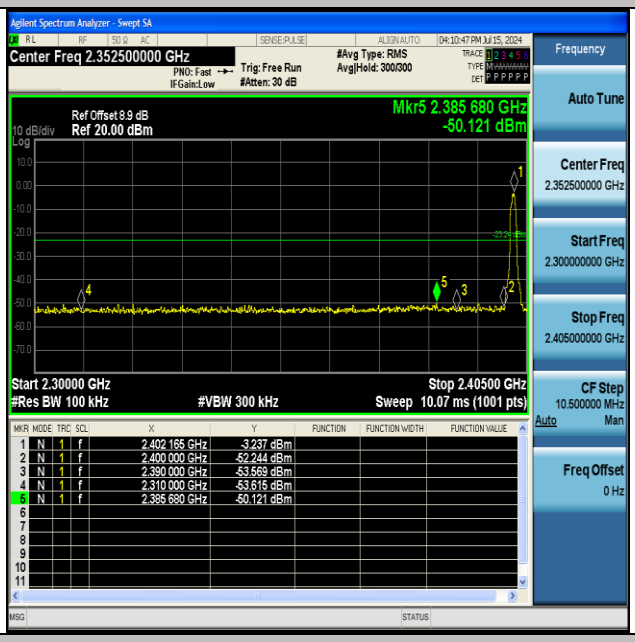

2DH5-Ant1-2402-PASS

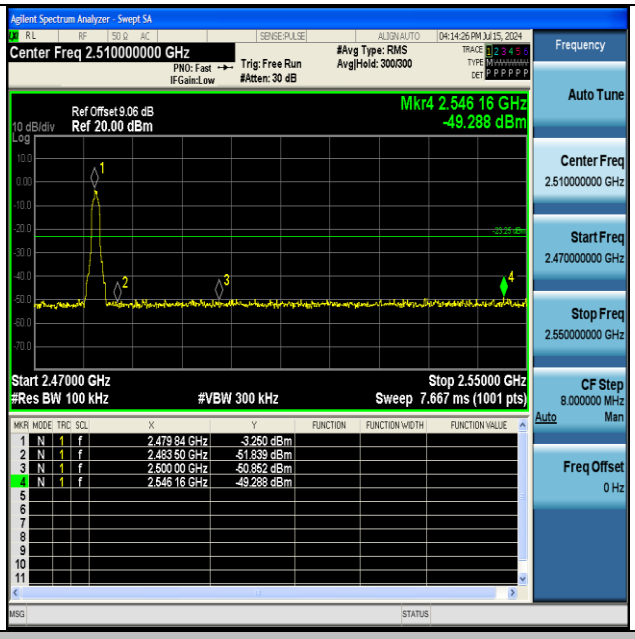

2DH5-Ant1-2480-PASS

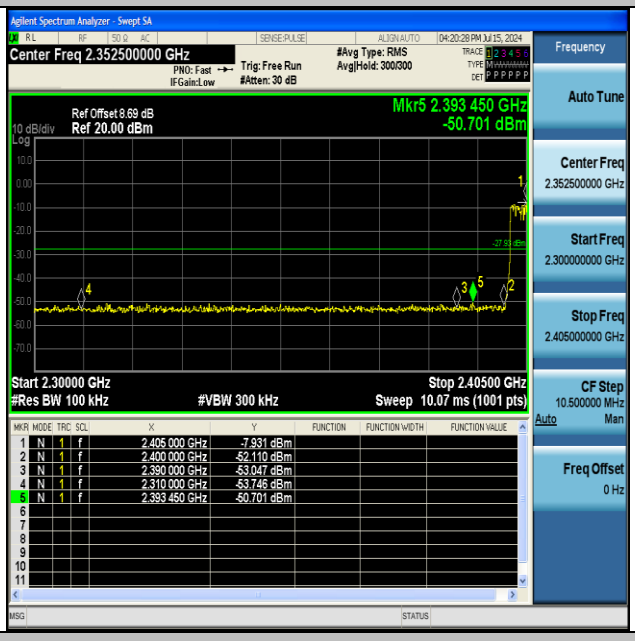

2DH5-Ant1-Hop_2402-PASS

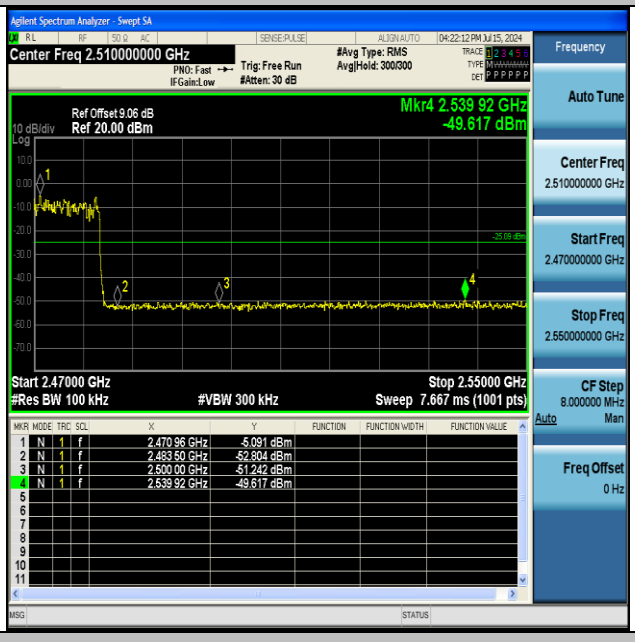

2DH5-Ant1-Hop_2480-PASS

Appendix H: Conducted Spurious Emission

Test Result

TestMode	Antenna	Frequency[MHz]	FreqRange [MHz]	RefLevel [dBm]	Result [dBm]	Limit [dBm]	Verdict
DH5	Ant1	2402	0~Reference	-3.91	-3.91	---	PASS
DH5	Ant1	2402	30~1000	-3.91	-62.72	≤-23.91	PASS
DH5	Ant1	2402	1000~26500	-3.91	-50.35	≤-23.91	PASS
DH5	Ant1	2441	0~Reference	-3.08	-3.08	---	PASS
DH5	Ant1	2441	30~1000	-3.08	-63.19	≤-23.08	PASS
DH5	Ant1	2441	1000~26500	-3.08	-50.54	≤-23.08	PASS
DH5	Ant1	2480	0~Reference	-3.50	-3.50	---	PASS
DH5	Ant1	2480	30~1000	-3.50	-62.58	≤-23.5	PASS
DH5	Ant1	2480	1000~26500	-3.50	-50.06	≤-23.5	PASS
2DH5	Ant1	2402	0~Reference	-6.49	-6.49	---	PASS
2DH5	Ant1	2402	30~1000	-6.49	-63.01	≤-26.49	PASS
2DH5	Ant1	2402	1000~26500	-6.49	-50.78	≤-26.49	PASS
2DH5	Ant1	2441	0~Reference	-4.19	-4.19	---	PASS
2DH5	Ant1	2441	30~1000	-4.19	-61.73	≤-24.19	PASS
2DH5	Ant1	2441	1000~26500	-4.19	-48.18	≤-24.19	PASS
2DH5	Ant1	2480	0~Reference	-5.45	-5.45	---	PASS
2DH5	Ant1	2480	30~1000	-5.45	-62.49	≤-25.45	PASS
2DH5	Ant1	2480	1000~26500	-5.45	-50.44	≤-25.45	PASS

Test Graphs

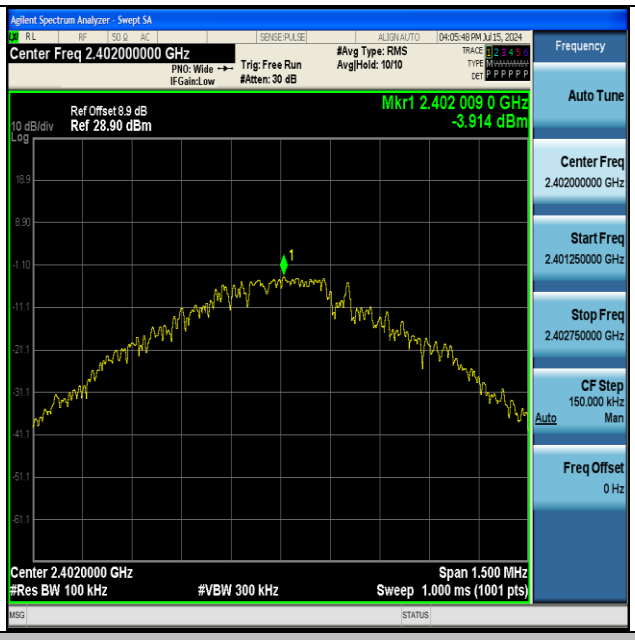

DH5-Ant1-2402-0~Reference-PASS

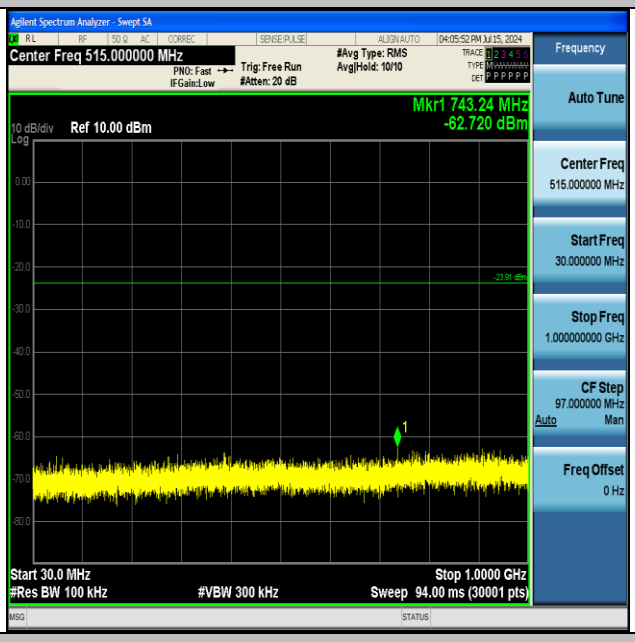

DH5-Ant1-2402-30~1000-PASS

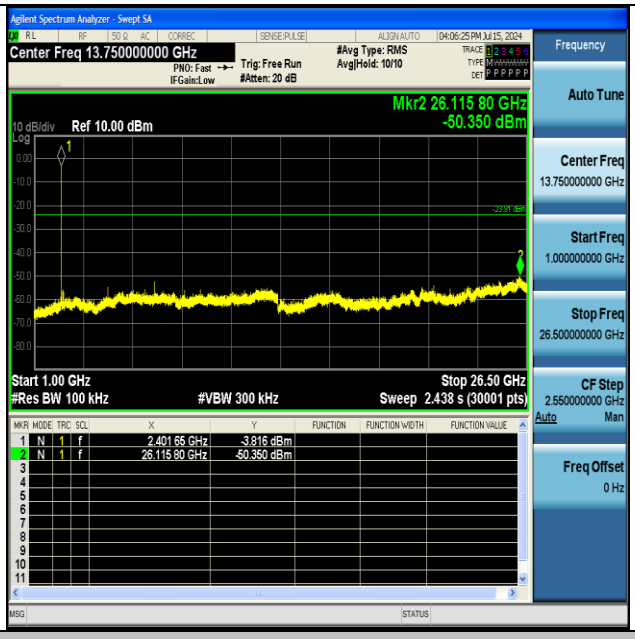

DH5-Ant1-2402-1000~26500-PASS

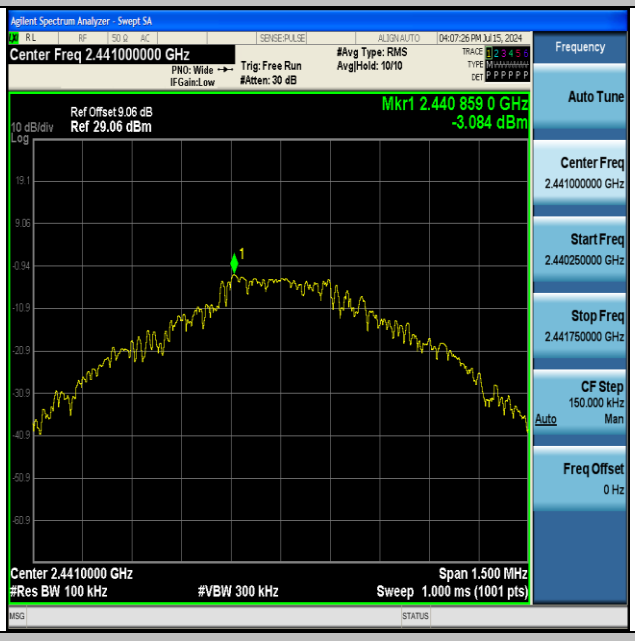

DH5-Ant1-2441-0~Reference-PASS

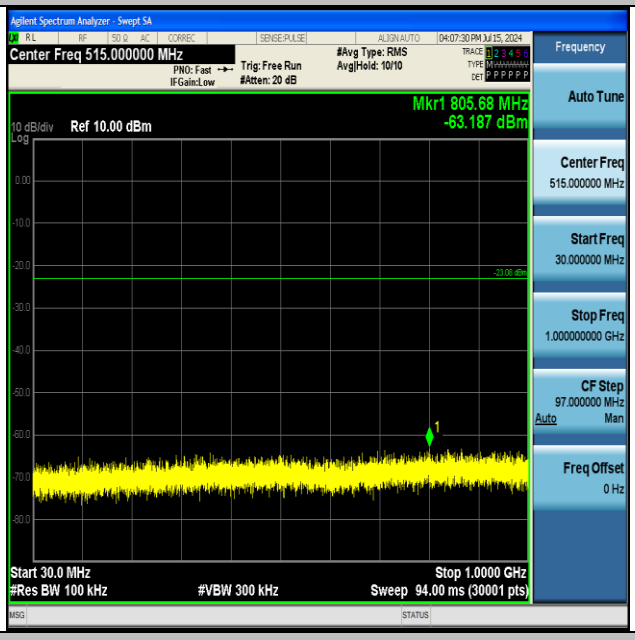

DH5-Ant1-2441-30~1000-PASS

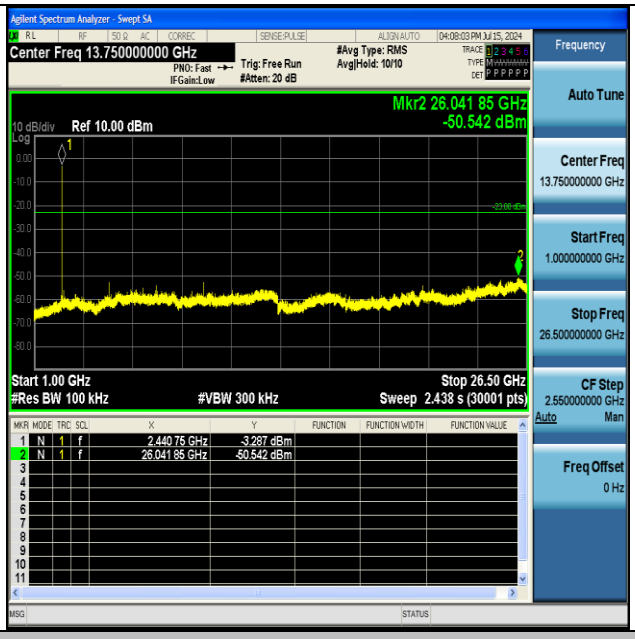

DH5-Ant1-2441-1000~26500-PASS

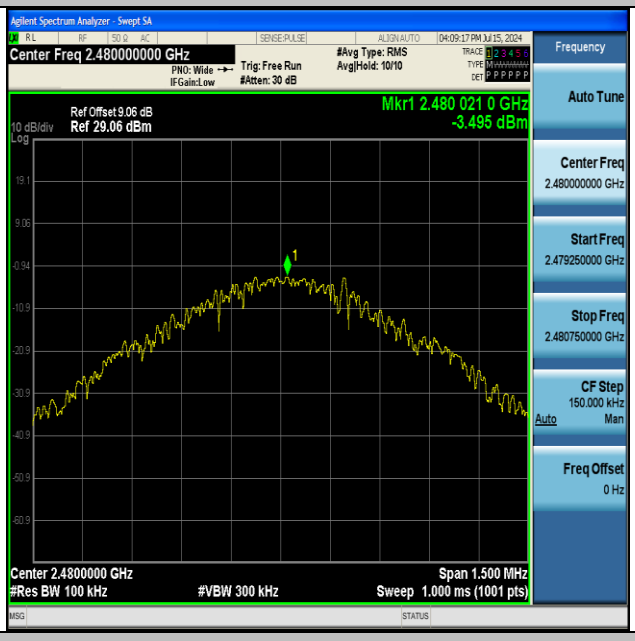

DH5-Ant1-2480-0~Reference-PASS

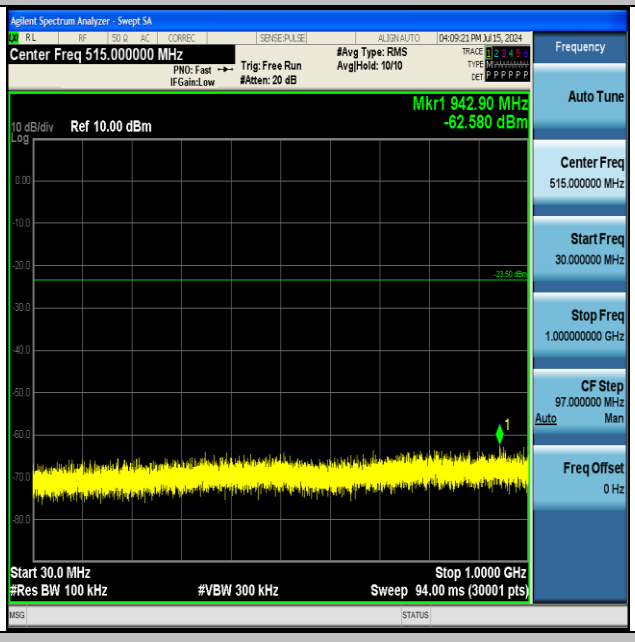

DH5-Ant1-2480-30~1000-PASS

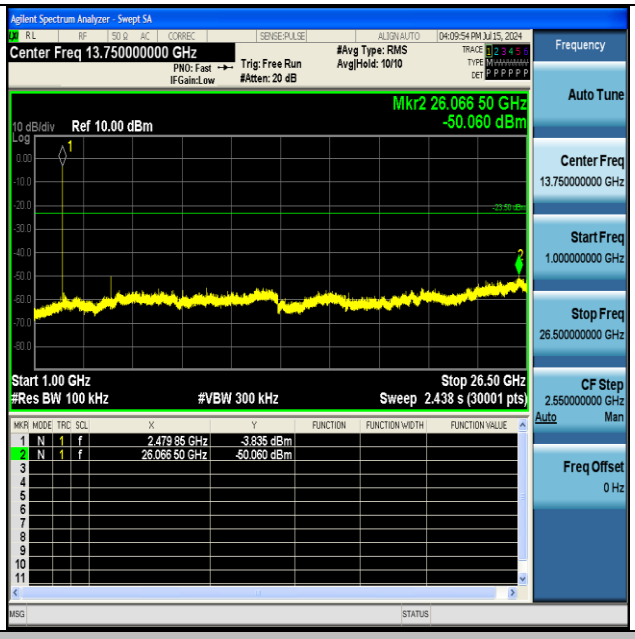

DH5-Ant1-2480-1000~26500-PASS

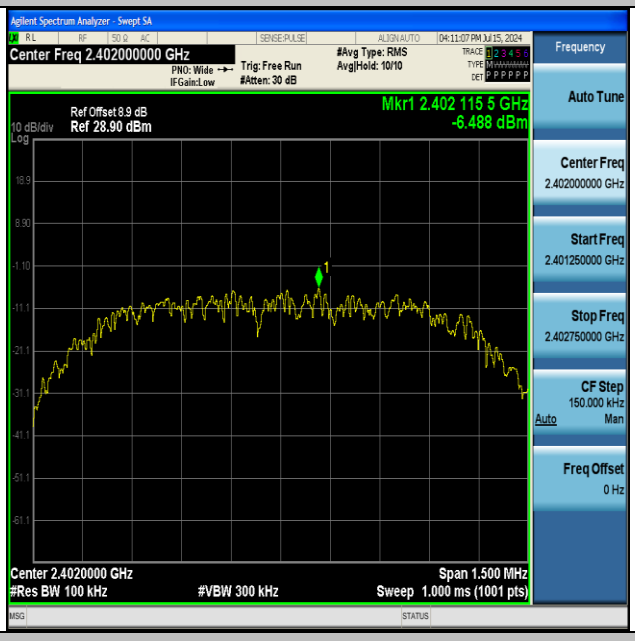

2DH5-Ant1-2402-0~Reference-PASS

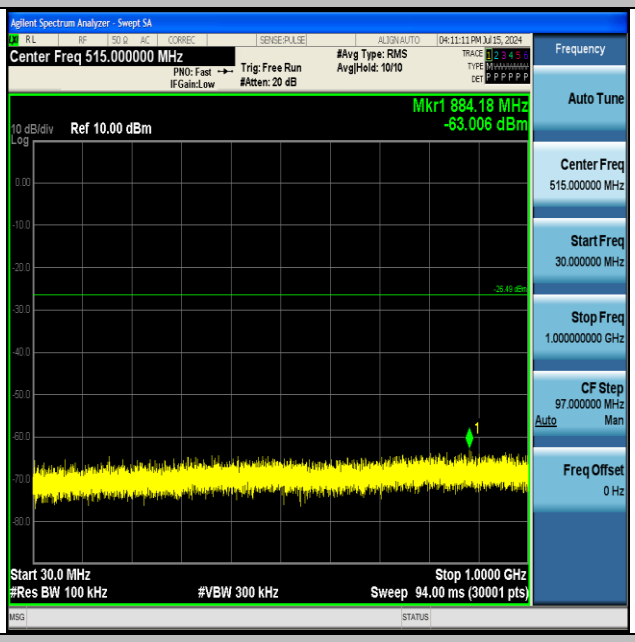

2DH5-Ant1-2402-30~1000-PASS

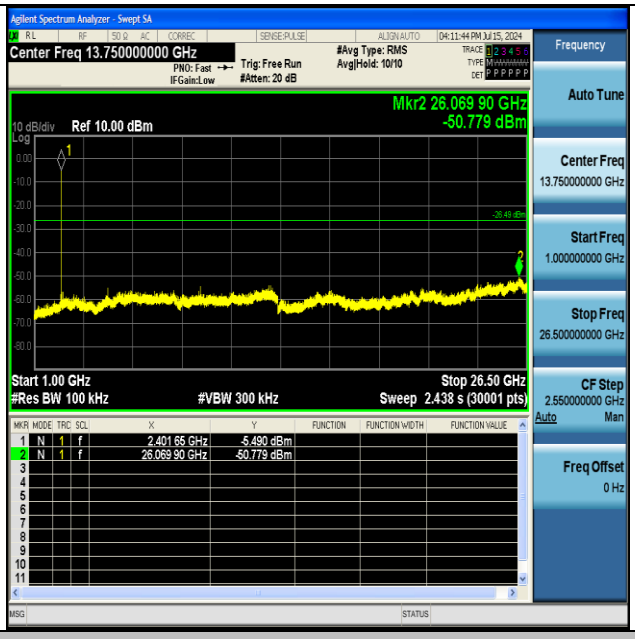

2DH5-Ant1-2402-1000~26500-PASS

2DH5-Ant1-2441-0~Reference-PASS

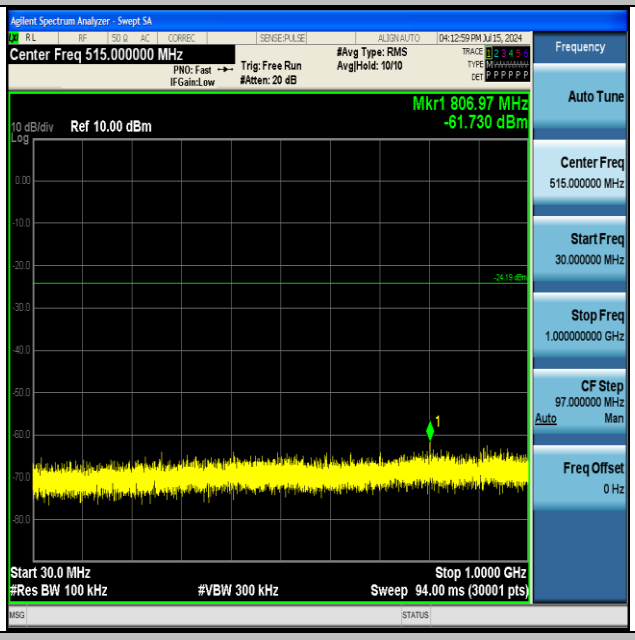

2DH5-Ant1-2441-30~1000-PASS

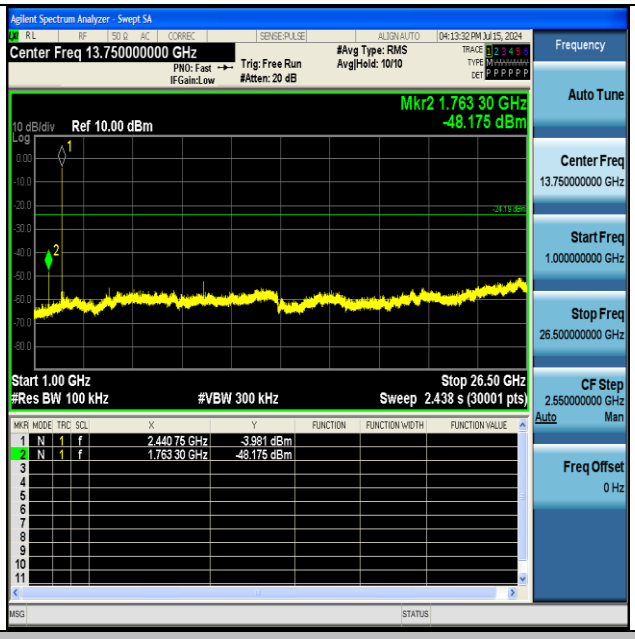

2DH5-Ant1-2441-1000~26500-PASS

2DH5-Ant1-2480-0~Reference-PASS

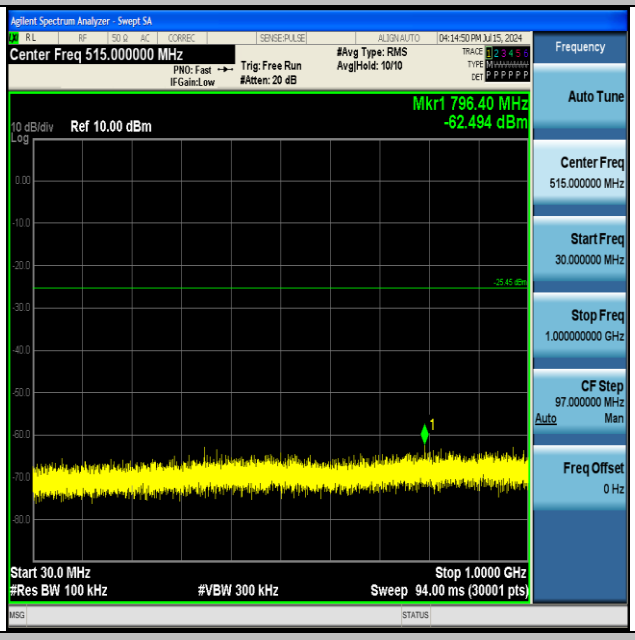

2DH5-Ant1-2480-30~1000-PASS

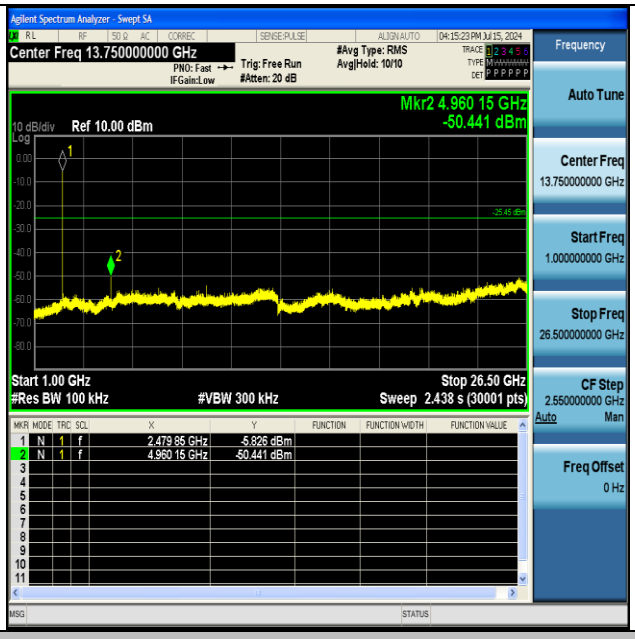

2DH5-Ant1-2480-1000~26500-PASS

Appendix I: Duty Cycle

Test Result

TestMode	Antenna	Frequency[MHz]	ON Time [ms]	Period [ms]	Duty Cycle [%]	Duty Cycle Factor[dB]
DH5	Ant1	2402	2.88	3.76	76.60	1.16
DH5	Ant1	2441	2.89	3.76	76.86	1.14
DH5	Ant1	2480	2.88	3.75	76.80	1.15
2DH5	Ant1	2402	2.89	3.75	77.07	1.13
2DH5	Ant1	2441	2.89	3.75	77.07	1.13
2DH5	Ant1	2480	2.89	3.75	77.07	1.13

Test Graphs

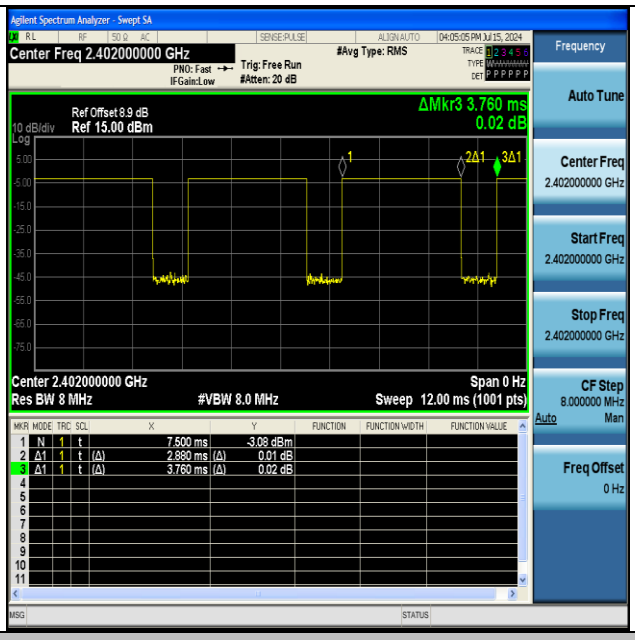

NTNV-DH5-Ant1-2402

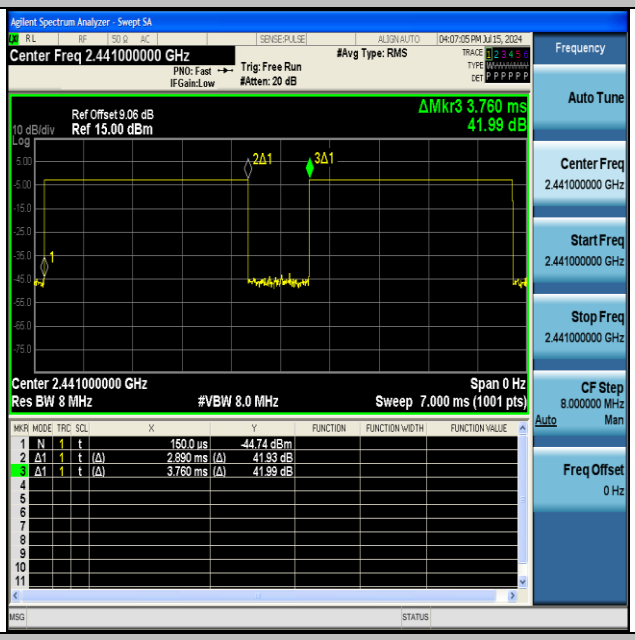

NTNV-DH5-Ant1-2441

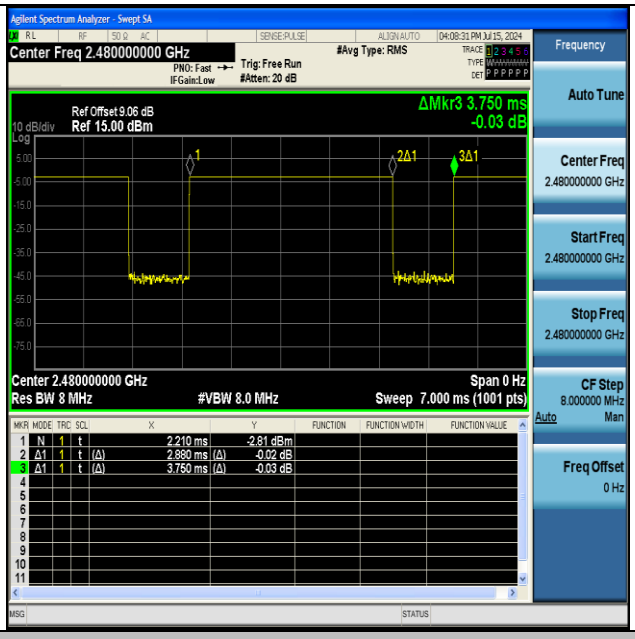

NTNV-DH5-Ant1-2480

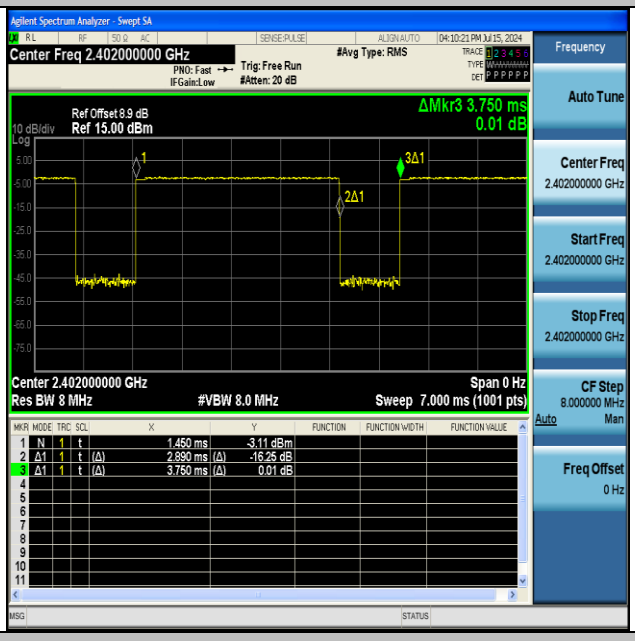

NTNV-2DH5-Ant1-2402

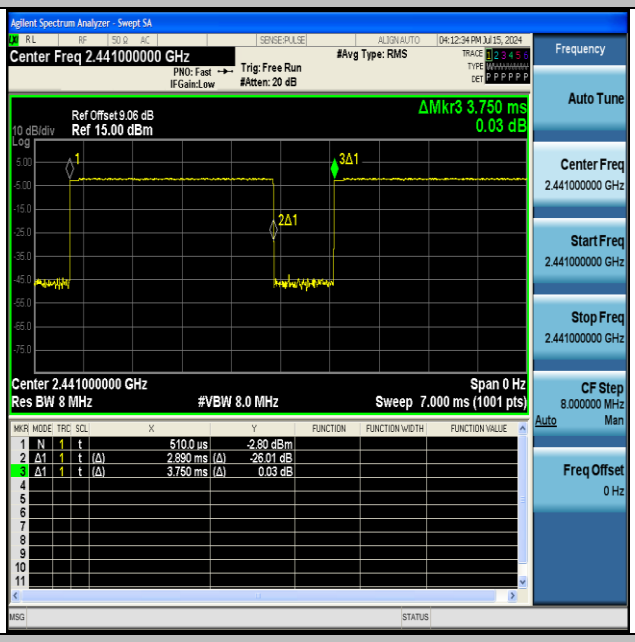

NTNV-2DH5-Ant1-2441

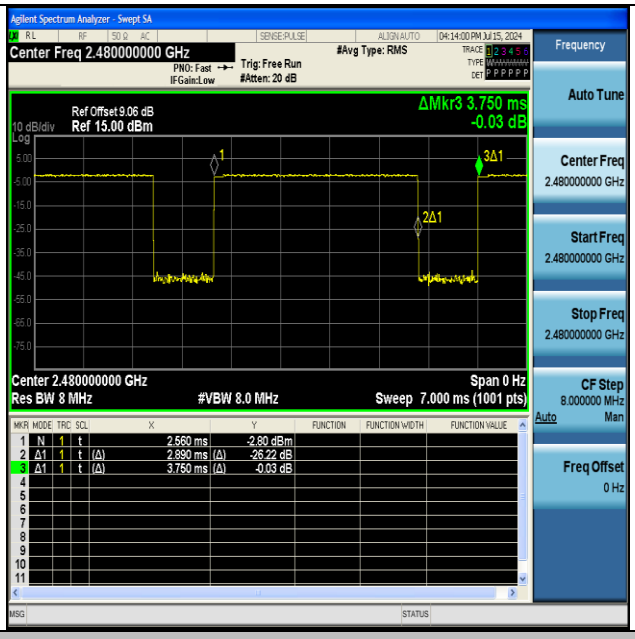

NTNV-2DH5-Ant1-2480