Appendix Test Data for BT(BDR/EDR) (Conducted Measurement)

Product Name: MINI PARTY LIGHT BT SPEAKER

Trade Mark: XKT

Test Model: V12

FCC ID: 2BHTU-V1202

Environmental Conditions

Temperature:	23.8℃
Relative Humidity:	58%
ATM Pressure:	100.0 kPa
Test Engineer:	Allen Lai
Supervised by:	Hugo Chen
NOTE	N/A

Appendix A: 20dB Emission Bandwidth

Test Result

TestMode	Antenna	Frequency[MHz]	20db EBW[MHz]	FL[MHz]	FH[MHz]	Limit[MHz]	Verdict
DH5	Ant1	2402	1.038	2401.484	2402.522	---	---
DH5	Ant1	2441	1.056	2440.466	2441.522	---	---
DH5	Ant1	2480	1.047	2479.481	2480.528	---	---
2DH5	Ant1	2402	1.305	2401.367	2402.672	---	---
2DH5	Ant1	2441	1.329	2440.343	2441.672	---	---
2DH5	Ant1	2480	1.341	2479.334	2480.675	---	---

Test Graphs

DH5-Ant1-2402

DH5-Ant1-2441

DH5-Ant1-2480

2DH5-Ant1-2402

2DH5-Ant1-2441

2DH5-Ant1-2480

Appendix B: Occupied Channel Bandwidth

Test Result

TestMode	Antenna	Frequency[MHz]	OCB [MHz]	FL[MHz]	FH[MHz]	Limit[MHz]	Verdict
DH5	Ant1	2402	0.93493	2401.5394	2402.4743	---	---
DH5	Ant1	2441	0.92313	2440.5442	2441.4673	---	---
DH5	Ant1	2480	0.93277	2479.5374	2480.4702	---	---
2DH5	Ant1	2402	1.2080	2401.4077	2402.6157	---	---
2DH5	Ant1	2441	1.2240	2440.4015	2441.6255	---	---
2DH5	Ant1	2480	1.2317	2479.4025	2480.6342	---	---

Test Graphs

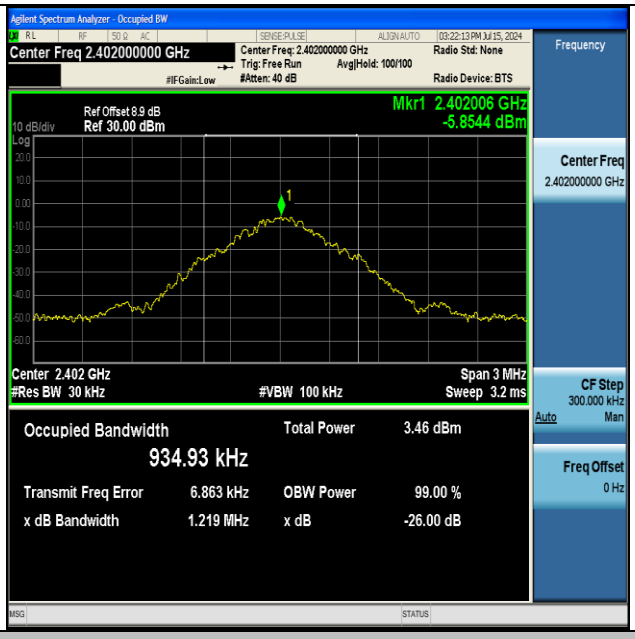

DH5-Ant1-2402

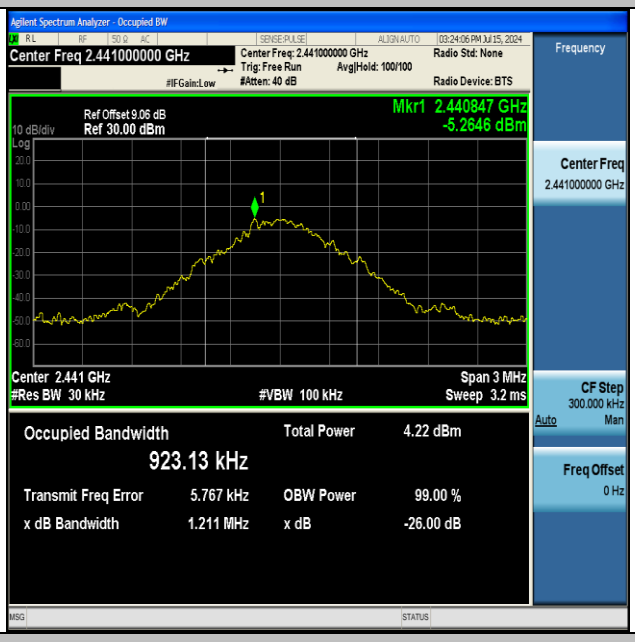

DH5-Ant1-2441

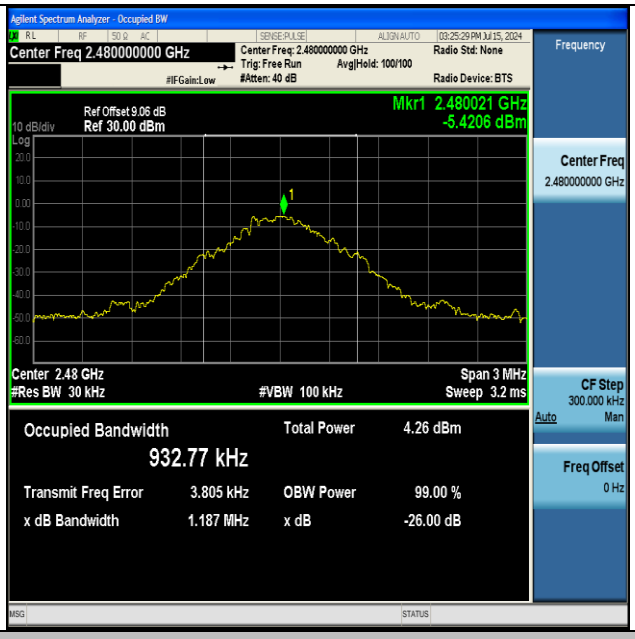

DH5-Ant1-2480

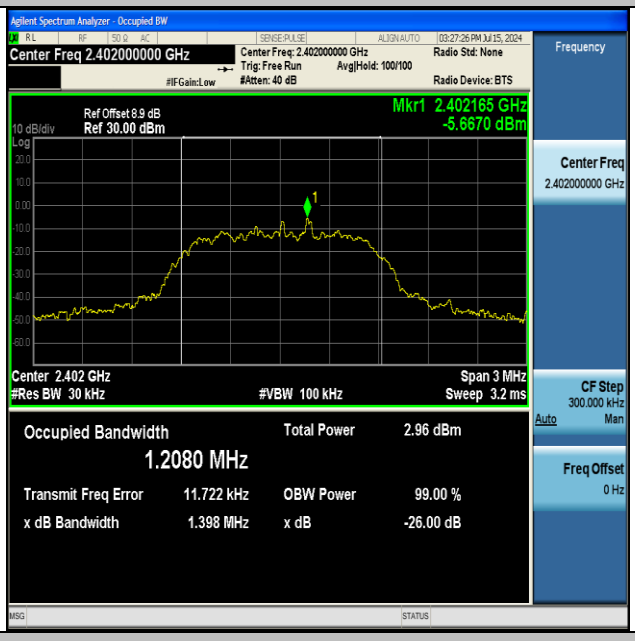

2DH5-Ant1-2402

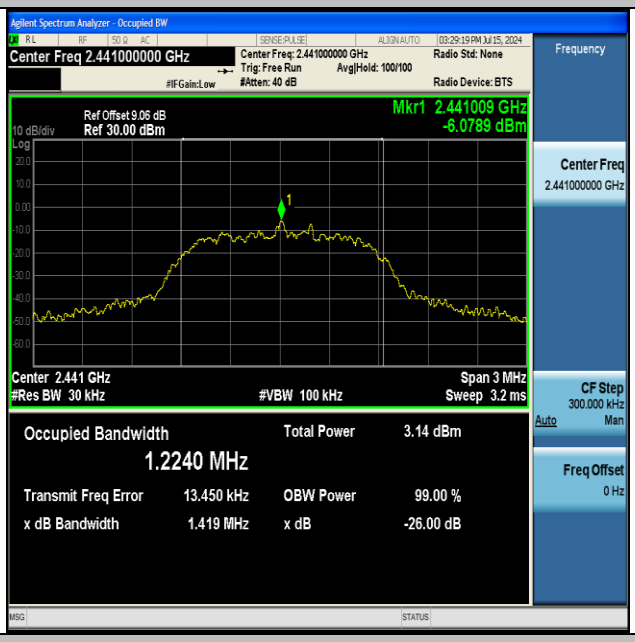

2DH5-Ant1-2441

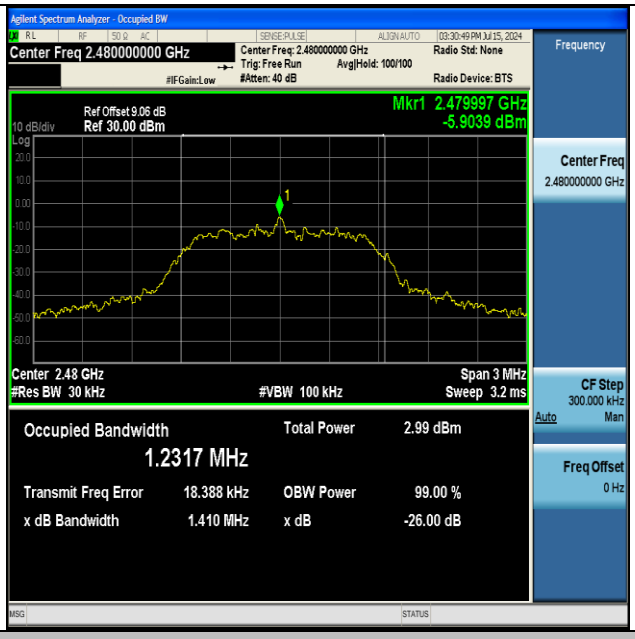

2DH5-Ant1-2480

Appendix C: Maximum peak conducted output power

Test Result

Test Mode	Antenna	Frequency[MHz]	Conducted Peak Power[dBm]	Conducted Limit[dBm]	Verdict
DH5	Ant1	2402	-2.64	≤20.97	PASS
DH5	Ant1	2441	-2.38	≤20.97	PASS
DH5	Ant1	2480	-2.35	≤20.97	PASS
2DH5	Ant1	2402	-2.00	≤20.97	PASS
2DH5	Ant1	2441	-1.67	≤20.97	PASS
2DH5	Ant1	2480	-1.73	≤20.97	PASS

Test Graphs

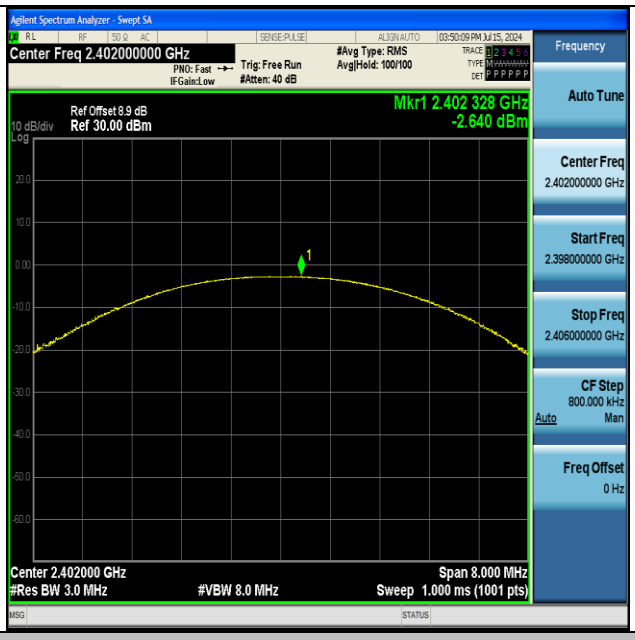

DH5-Ant1-2402-PASS

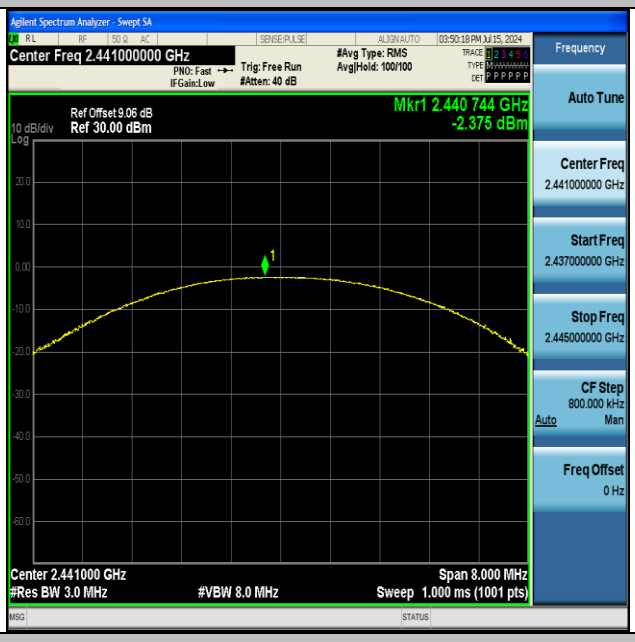

DH5-Ant1-2441-PASS

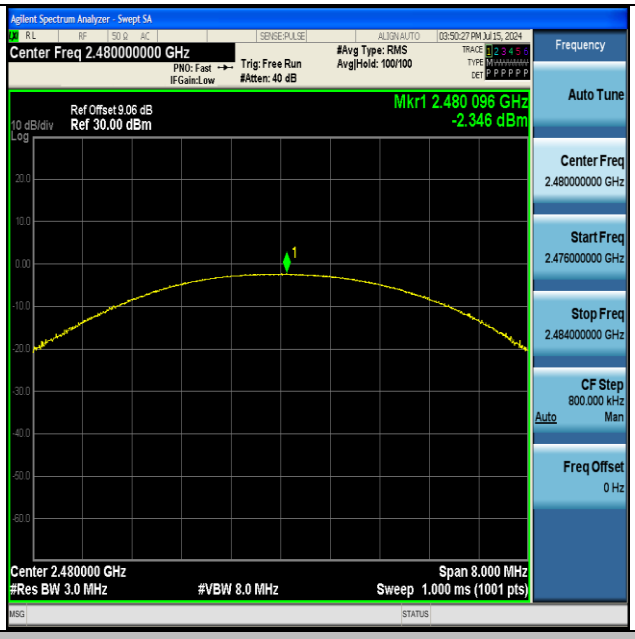

DH5-Ant1-2480-PASS

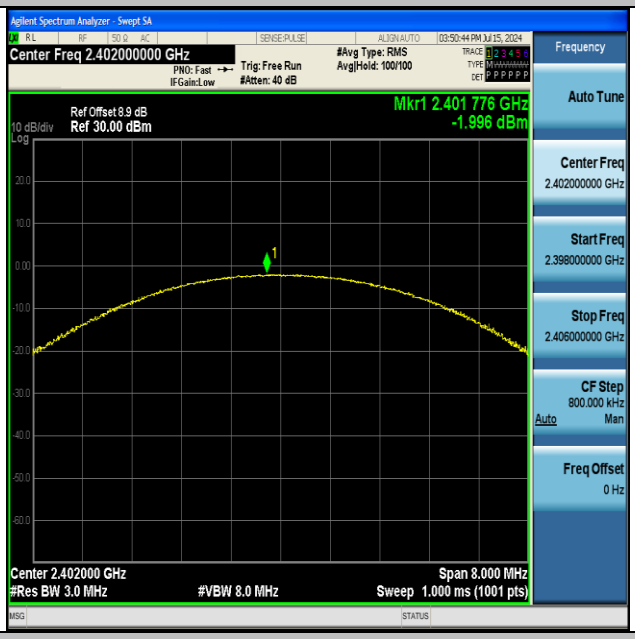

2DH5-Ant1-2402-PASS

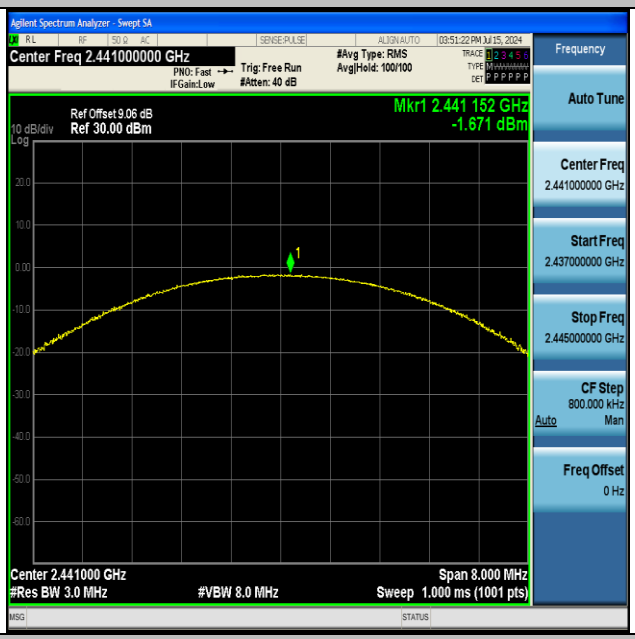

2DH5-Ant1-2441-PASS

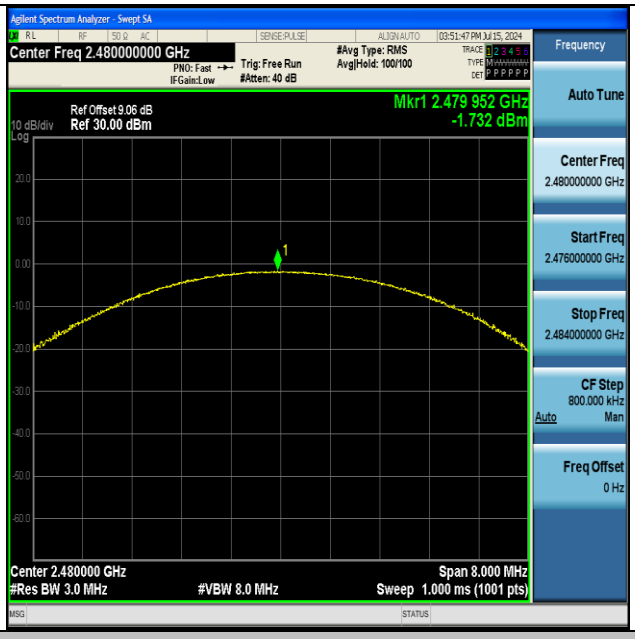

2DH5-Ant1-2480-PASS

Appendix D: Carrier frequency separation

Test Result

TestMode	Antenna	Frequency[MHz]	Result[MHz]	Limit[MHz]	Verdict
DH5	Ant1	Hop	0.934	≥0.704	PASS
2DH5	Ant1	Hop	0.928	≥0.894	PASS

Test Graphs

DH5-Ant1-Hop-PASS

2DH5-Ant1-Hop-PASS

Appendix E: Time of occupancy

Test Result

TestMode	Antenna	Frequency[MHz]	BurstWidth [ms]	TotalHops [Num]	Result[s]	Limit[s]	Verdict
DH5	Ant1	Hop	2.878	120	0.345	≤0.4	PASS
2DH5	Ant1	Hop	2.884	80	0.231	≤0.4	PASS

Test Graphs

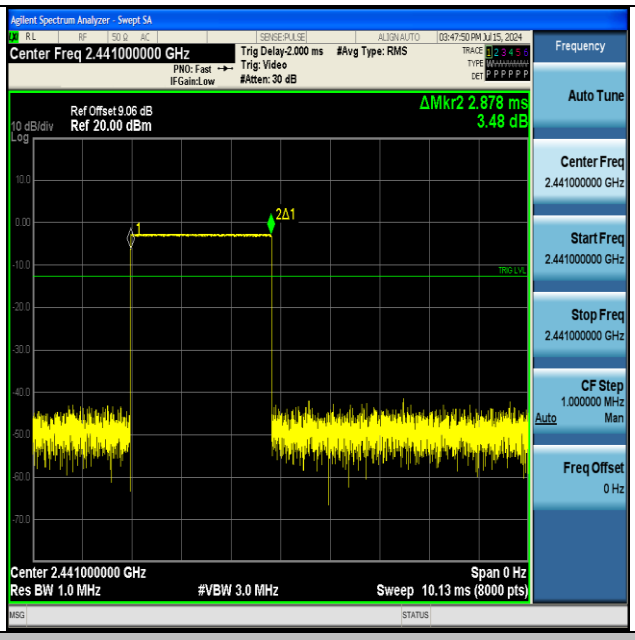

DH5-Ant1-Hop-PASS

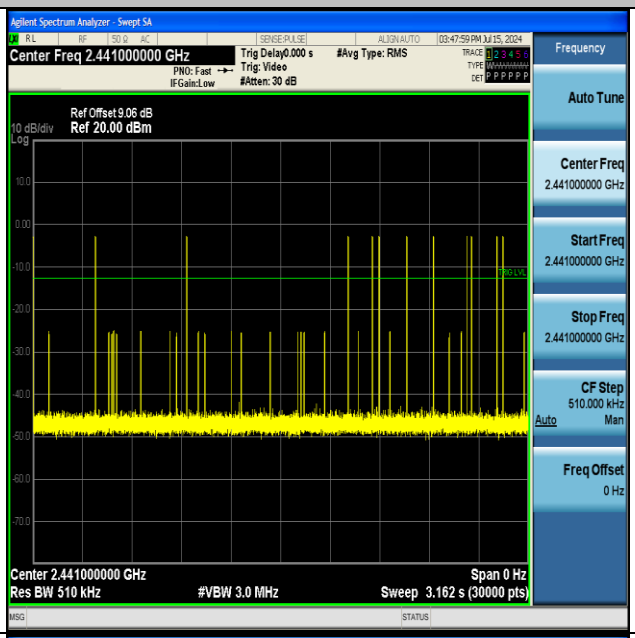

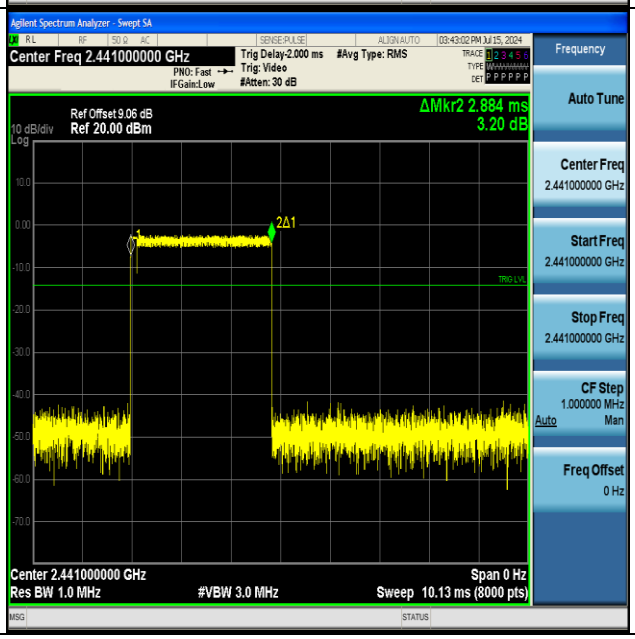

2DH5-Ant1-Hop-PASS
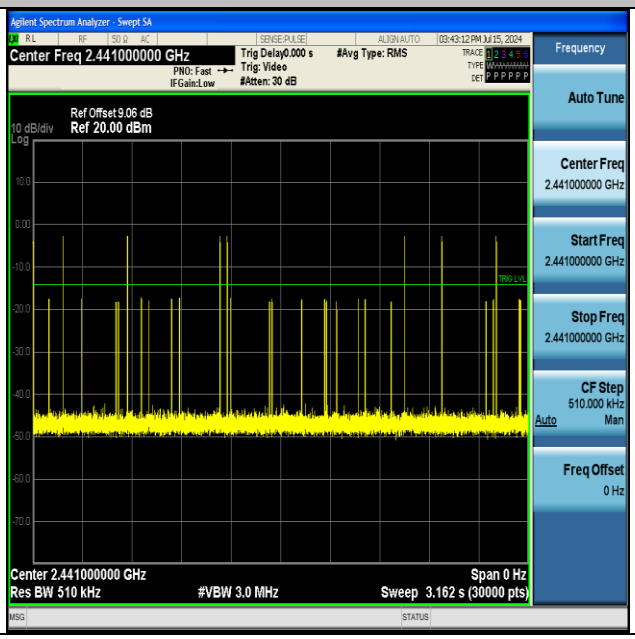

Appendix F: Number of hopping channels

Test Result

TestMode	Antenna	Frequency[MHz]	Result[Num]	Limit[Num]	Verdict
DH5	Ant1	Hop	79	≥15	PASS
2DH5	Ant1	Hop	79	≥15	PASS

Test Graphs

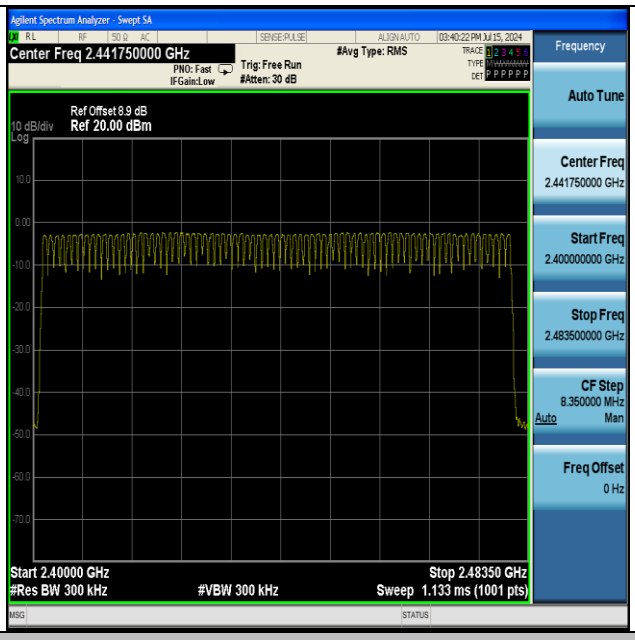

DH5-Ant1-Hop-PASS

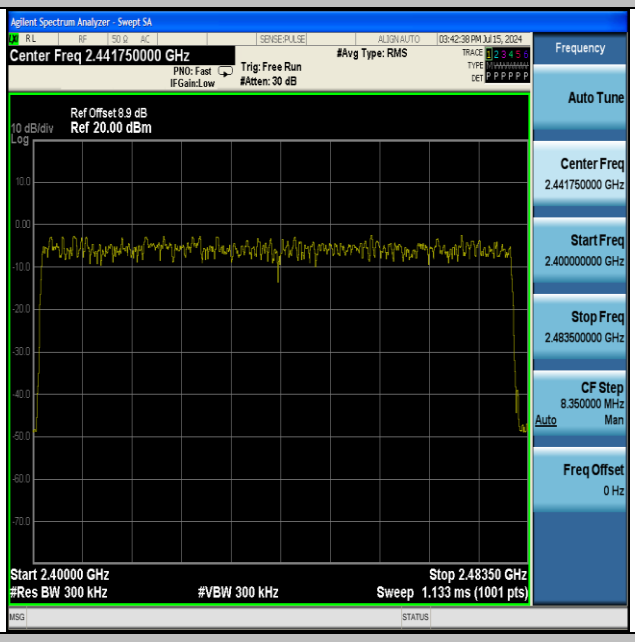

2DH5-Ant1-Hop-PASS

Appendix G: Band edge measurements

Test Result

TestMode	Antenna	ChName	Frequency[MHz]	RefLevel [dBm]	Result [dBm]	Limit [dBm]	Verdict
DH5	Ant1	Low	2402	-3.25	-50.41	≤-23.25	PASS
DH5	Ant1	High	2480	-2.90	-49.47	≤-22.9	PASS
DH5	Ant1	Low	Hop_2402	-4.01	-50.76	≤-24.01	PASS
DH5	Ant1	High	Hop_2480	-2.86	-49.34	≤-22.86	PASS
2DH5	Ant1	Low	2402	-4.24	-49.06	≤-24.24	PASS
2DH5	Ant1	High	2480	-4.02	-49.43	≤-24.02	PASS
2DH5	Ant1	Low	Hop_2402	-6.73	-49.69	≤-26.73	PASS
2DH5	Ant1	High	Hop_2480	-3.21	-49.16	≤-23.21	PASS

Test Graphs

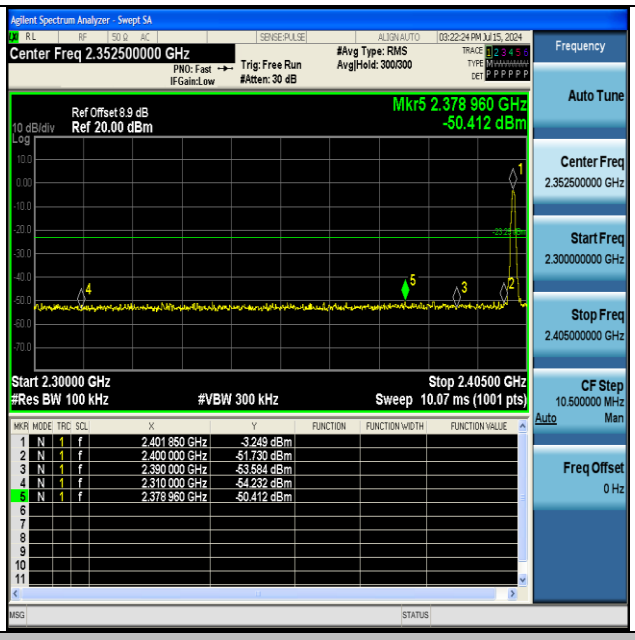

DH5-Ant1-2402-PASS

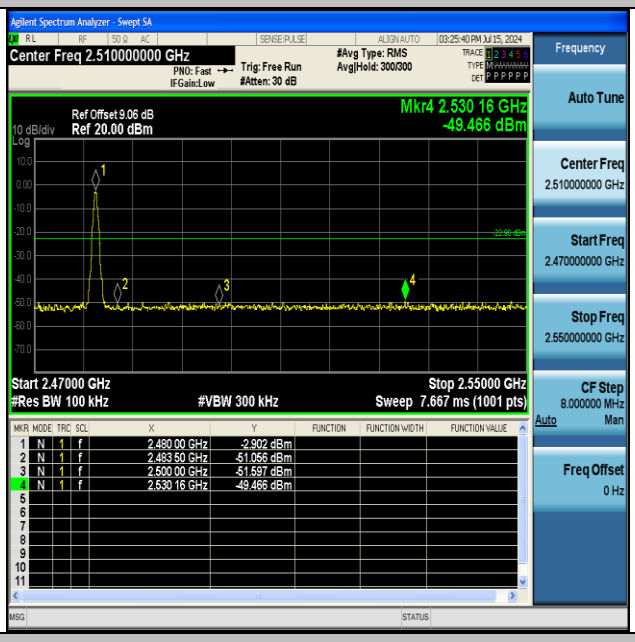

DH5-Ant1-2480-PASS

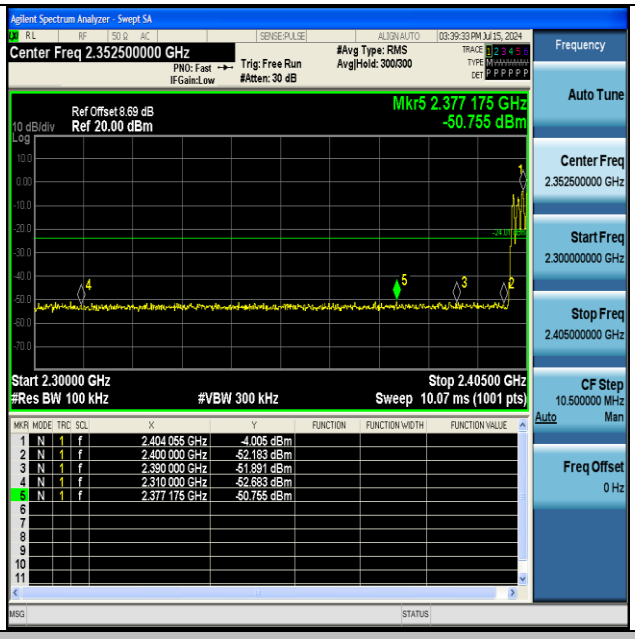

DH5-Ant1-Hop_2402-PASS

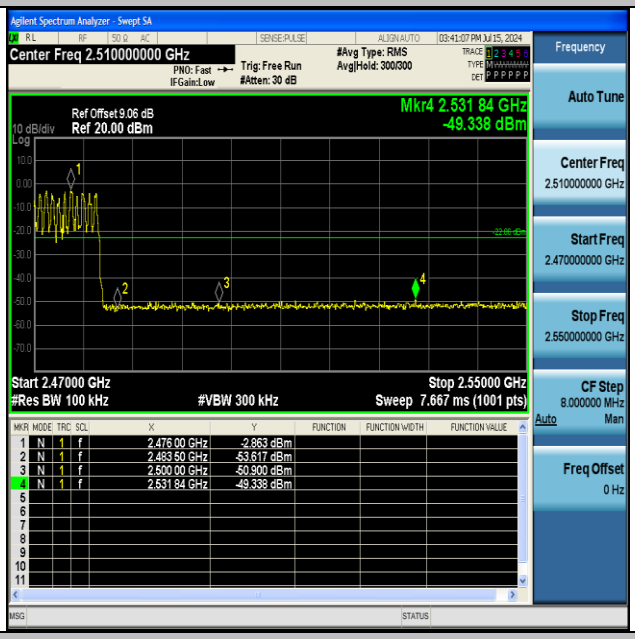

DH5-Ant1-Hop_2480-PASS

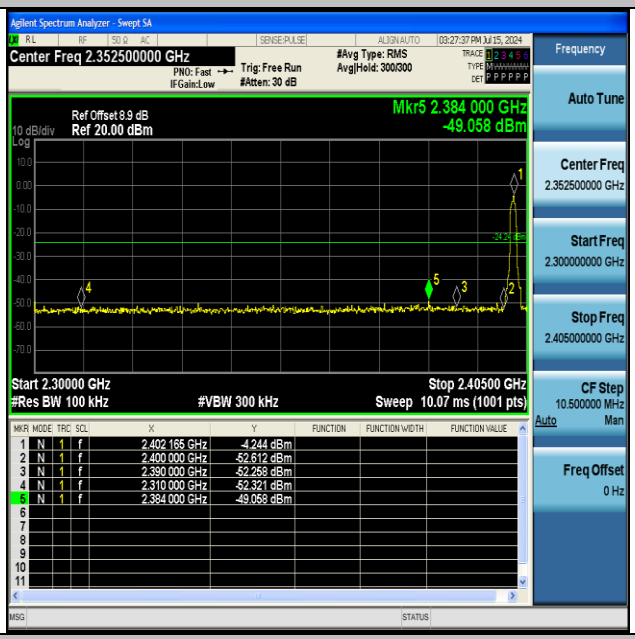

2DH5-Ant1-2402-PASS

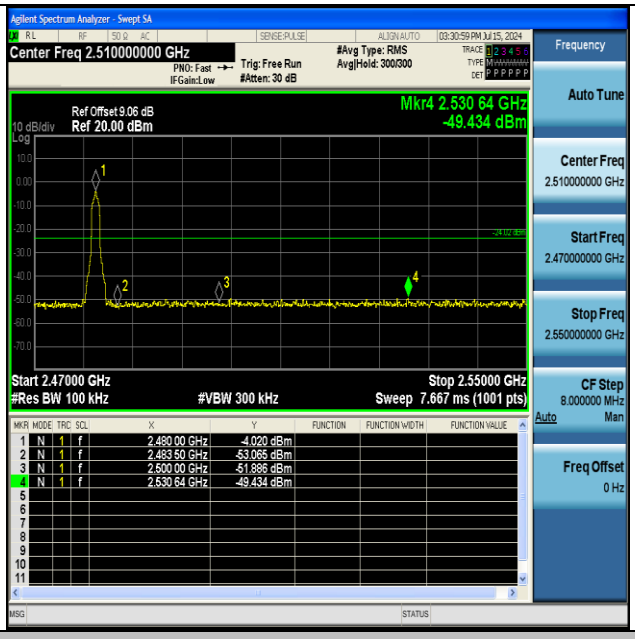

2DH5-Ant1-2480-PASS

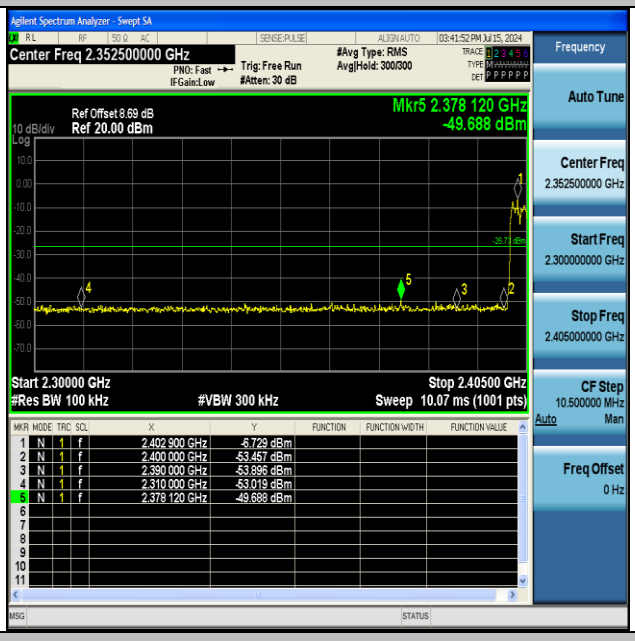

2DH5-Ant1-Hop_2402-PASS

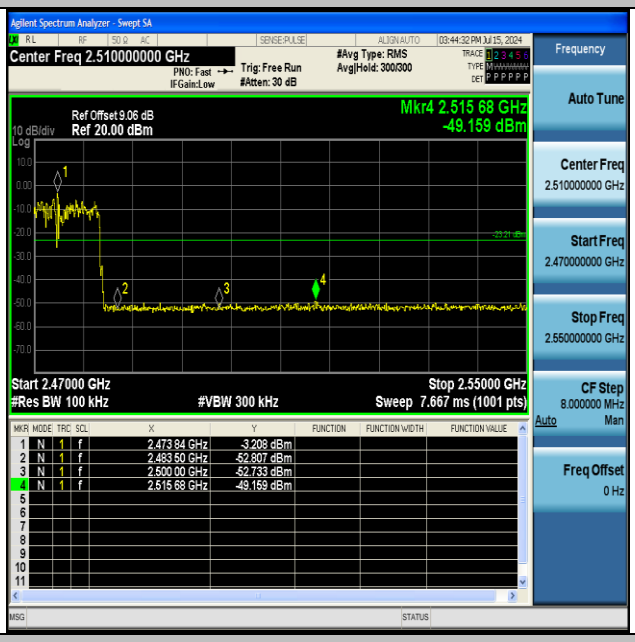

2DH5-Ant1-Hop_2480-PASS

Appendix H: Conducted Spurious Emission

Test Result

TestMode	Antenna	Frequency[MHz]	FreqRange [MHz]	RefLevel [dBm]	Result [dBm]	Limit [dBm]	Verdict
DH5	Ant1	2402	0~Reference	-3.39	-3.39	---	PASS
DH5	Ant1	2402	30~1000	-3.39	-62.5	≤-23.39	PASS
DH5	Ant1	2402	1000~26500	-3.39	-48.13	≤-23.39	PASS
DH5	Ant1	2441	0~Reference	-3.54	-3.54	---	PASS
DH5	Ant1	2441	30~1000	-3.54	-62.79	≤-23.54	PASS
DH5	Ant1	2441	1000~26500	-3.54	-49.85	≤-23.54	PASS
DH5	Ant1	2480	0~Reference	-3.43	-3.43	---	PASS
DH5	Ant1	2480	30~1000	-3.43	-62.95	≤-23.43	PASS
DH5	Ant1	2480	1000~26500	-3.43	-50.6	≤-23.43	PASS
2DH5	Ant1	2402	0~Reference	-6.22	-6.22	---	PASS
2DH5	Ant1	2402	30~1000	-6.22	-62.5	≤-26.22	PASS
2DH5	Ant1	2402	1000~26500	-6.22	-49.76	≤-26.22	PASS
2DH5	Ant1	2441	0~Reference	-5.84	-5.84	---	PASS
2DH5	Ant1	2441	30~1000	-5.84	-62.45	≤-25.84	PASS
2DH5	Ant1	2441	1000~26500	-5.84	-49.63	≤-25.84	PASS
2DH5	Ant1	2480	0~Reference	-6.85	-6.85	---	PASS
2DH5	Ant1	2480	30~1000	-6.85	-62.49	≤-26.85	PASS
2DH5	Ant1	2480	1000~26500	-6.85	-50.59	≤-26.85	PASS

Test Graphs

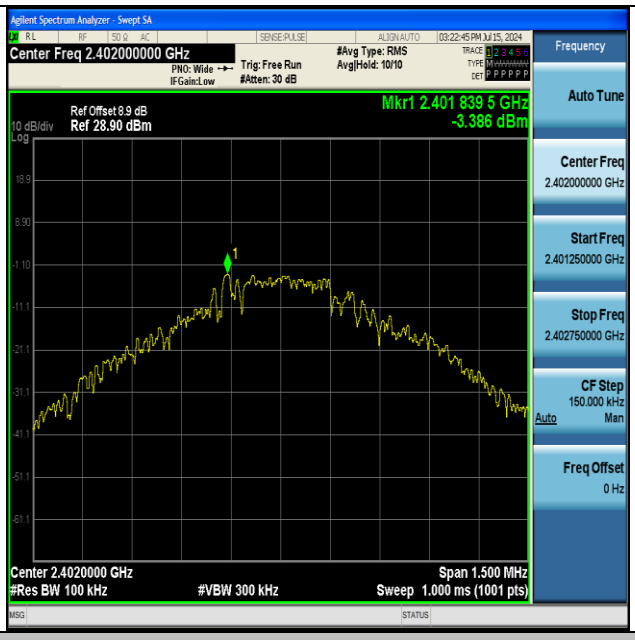

DH5-Ant1-2402-0~Reference-PASS

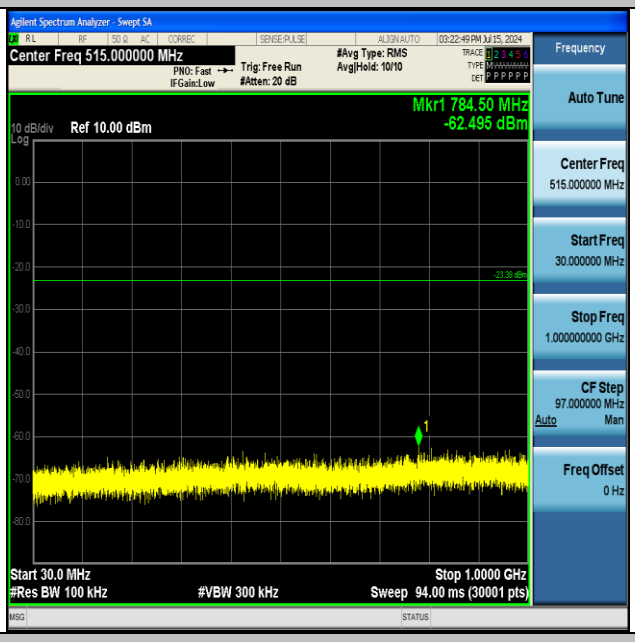

DH5-Ant1-2402-30~1000-PASS

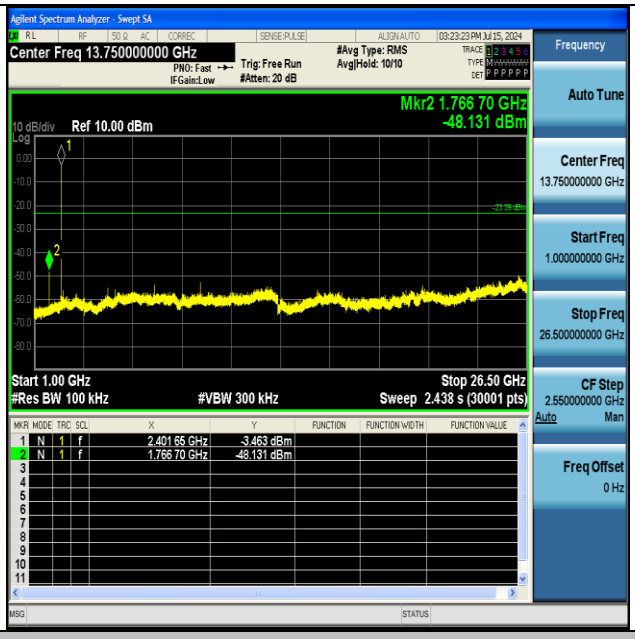

DH5-Ant1-2402-1000~26500-PASS

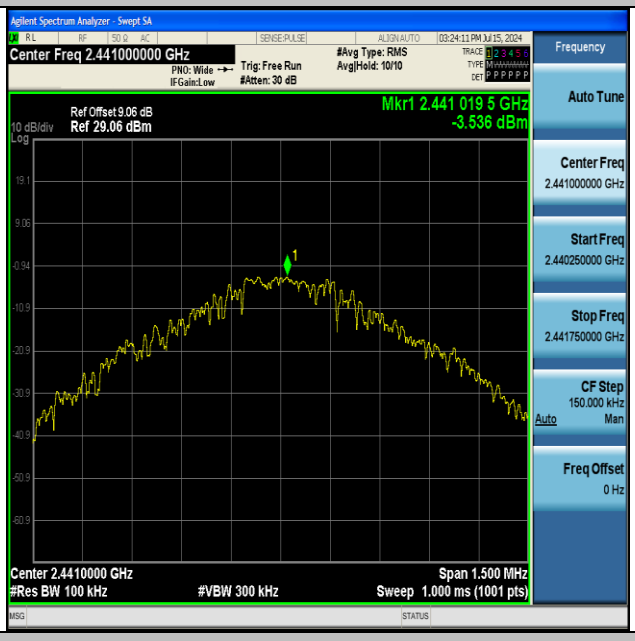

DH5-Ant1-2441-0~Reference-PASS

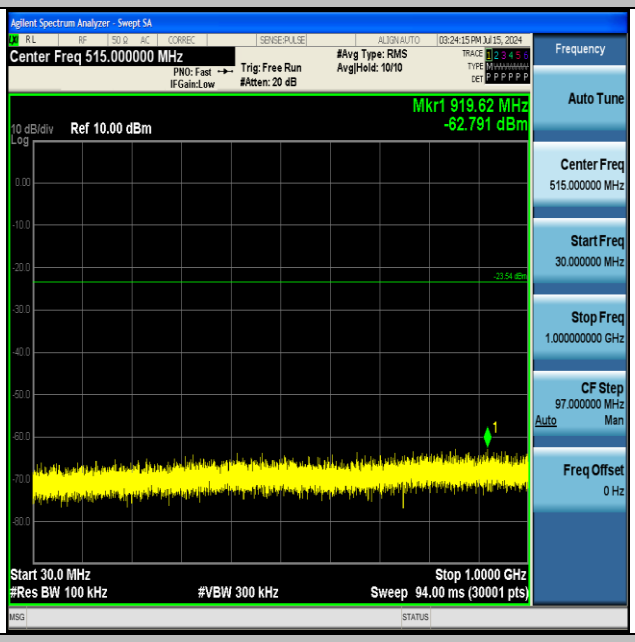

DH5-Ant1-2441-30~1000-PASS

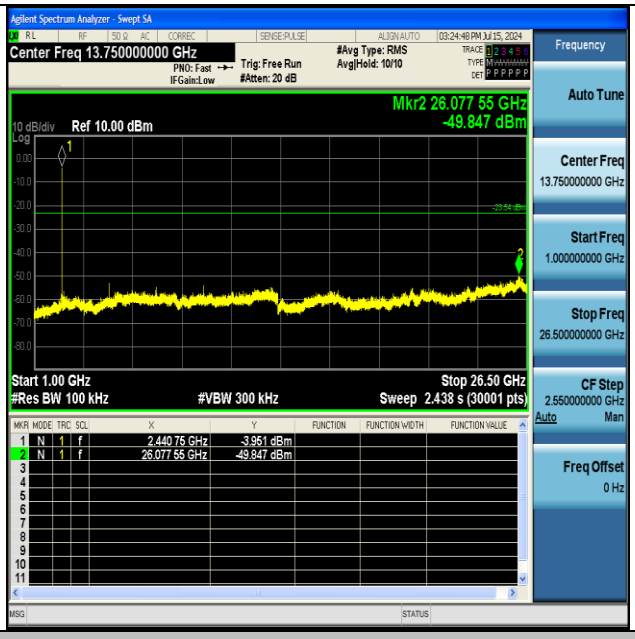

DH5-Ant1-2441-1000~26500-PASS

DH5-Ant1-2480-0~Reference-PASS

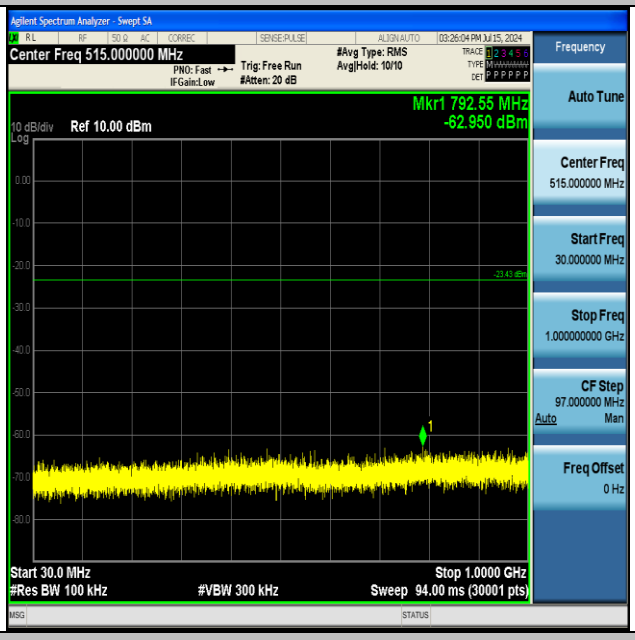

DH5-Ant1-2480-30~1000-PASS

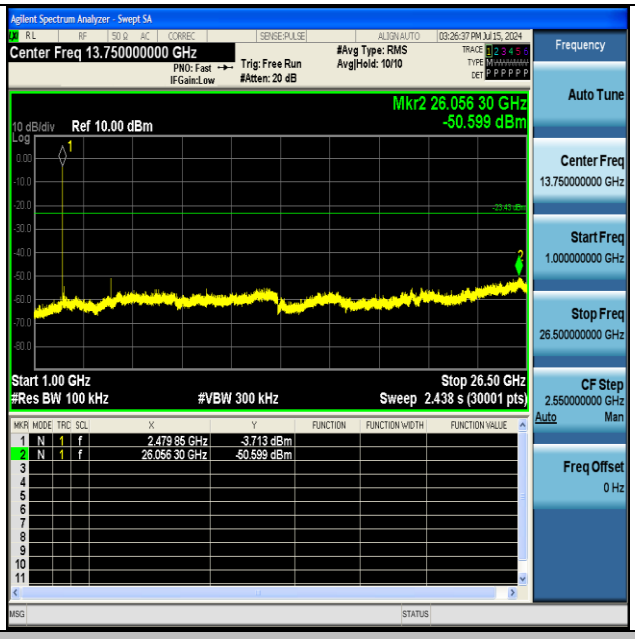

DH5-Ant1-2480-1000~26500-PASS

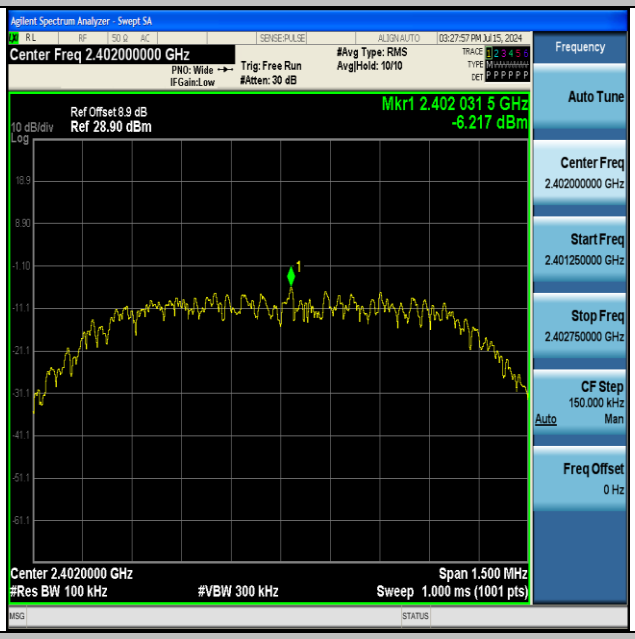

2DH5-Ant1-2402-0~Reference-PASS

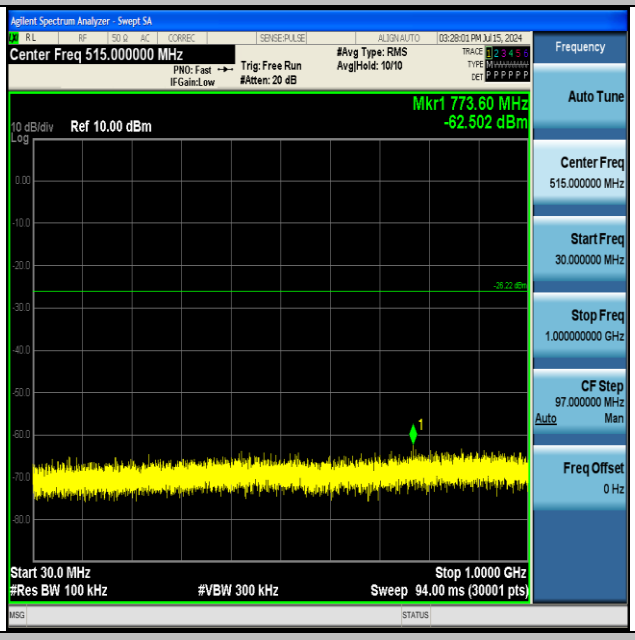

2DH5-Ant1-2402-30~1000-PASS

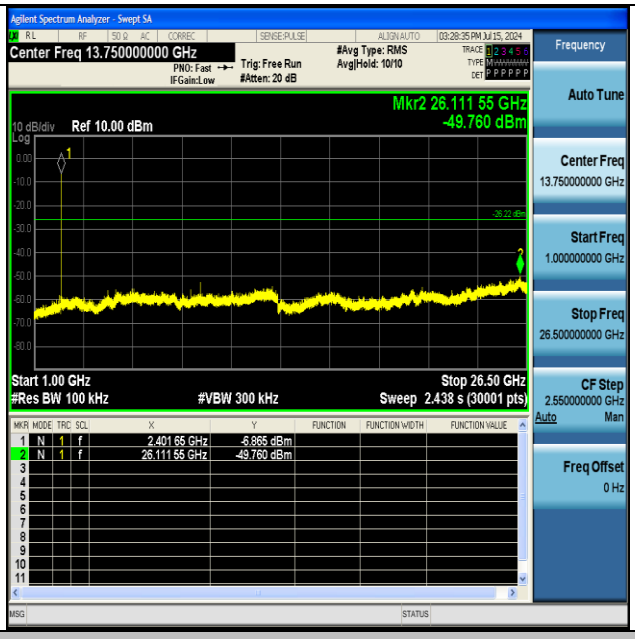

2DH5-Ant1-2402-1000~26500-PASS

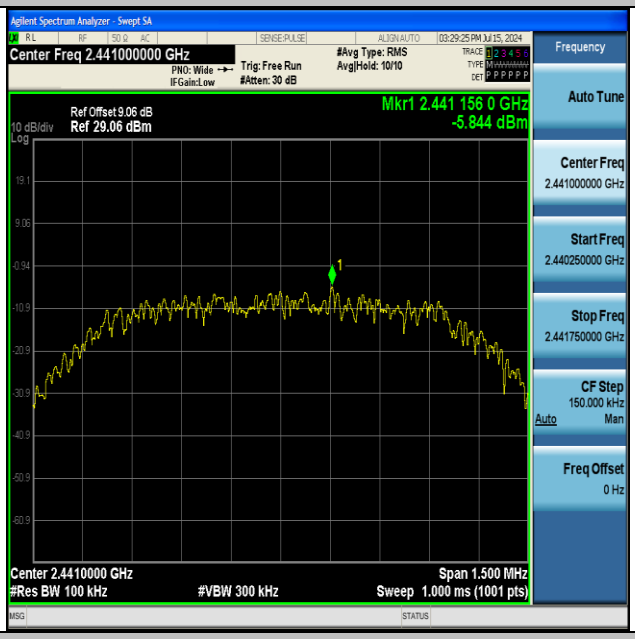

2DH5-Ant1-2441-0~Reference-PASS

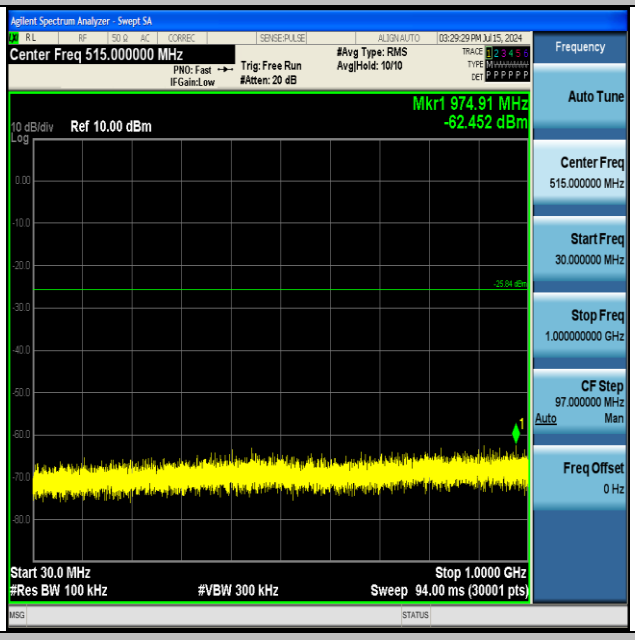

2DH5-Ant1-2441-30~1000-PASS

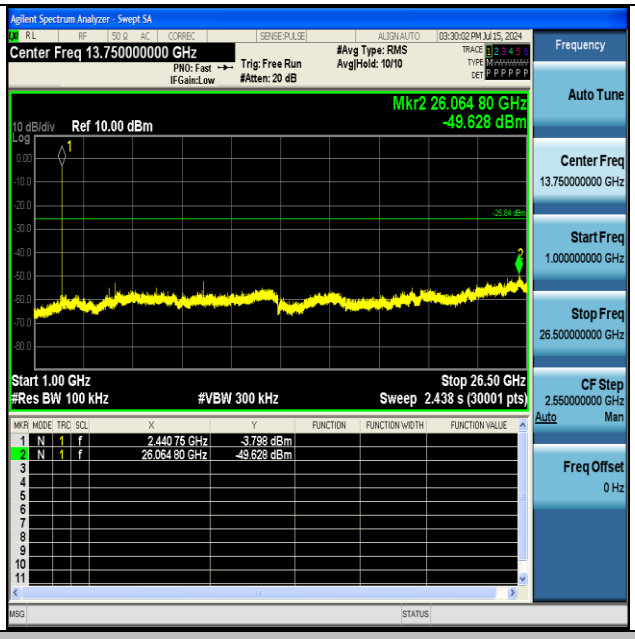

2DH5-Ant1-2441-1000~26500-PASS

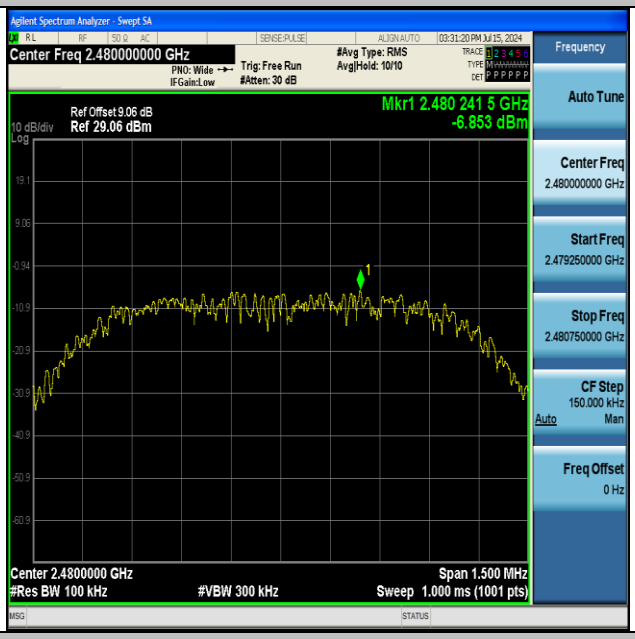

2DH5-Ant1-2480-0~Reference-PASS

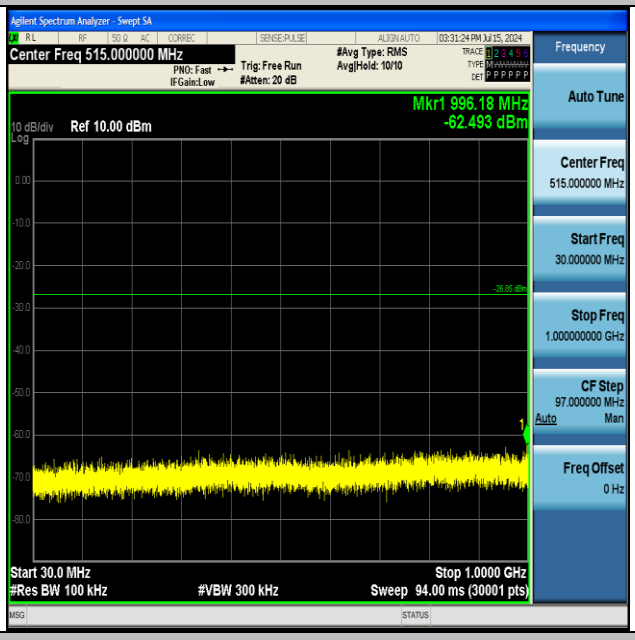

2DH5-Ant1-2480-30~1000-PASS

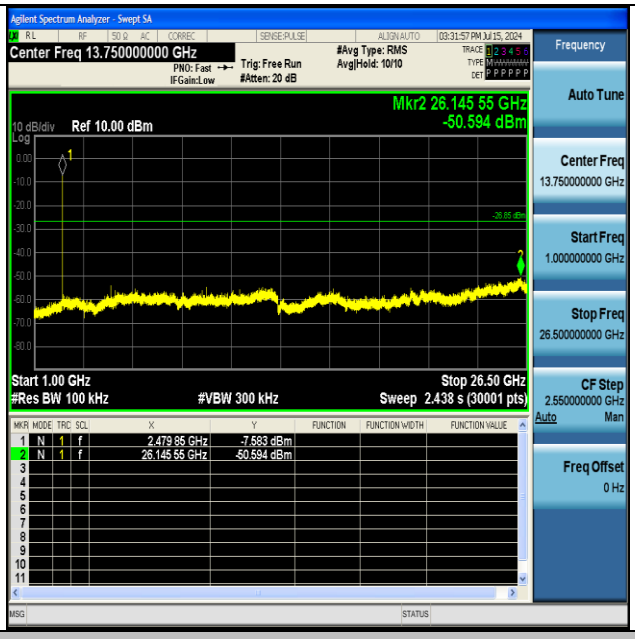

2DH5-Ant1-2480-1000~26500-PASS

Appendix I: Duty Cycle

Test Result

TestMode	Antenna	Frequency[MHz]	ON Time [ms]	Period [ms]	Duty Cycle [%]	Duty Cycle Factor[dB]
DH5	Ant1	2402	2.88	3.75	76.80	1.15
DH5	Ant1	2441	2.89	3.76	76.86	1.14
DH5	Ant1	2480	2.88	3.75	76.80	1.15
2DH5	Ant1	2402	2.88	3.74	77.01	1.13
2DH5	Ant1	2441	2.88	3.74	77.01	1.13
2DH5	Ant1	2480	2.88	3.75	76.80	1.15

Test Graphs

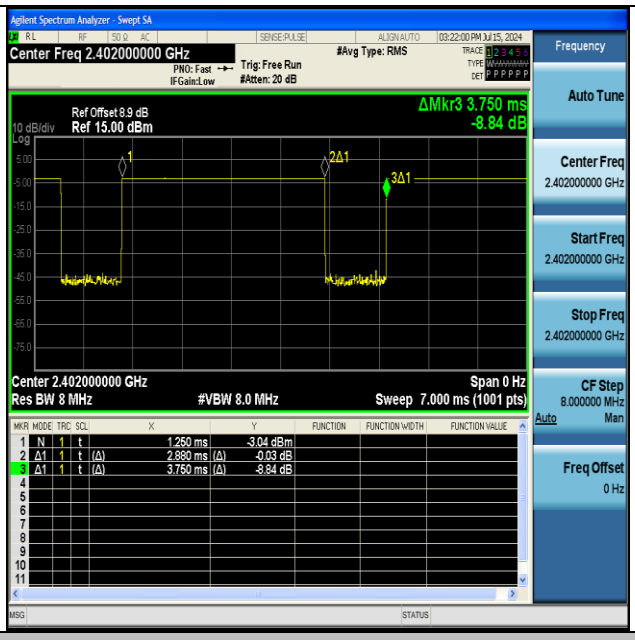

NTNV-DH5-Ant1-2402

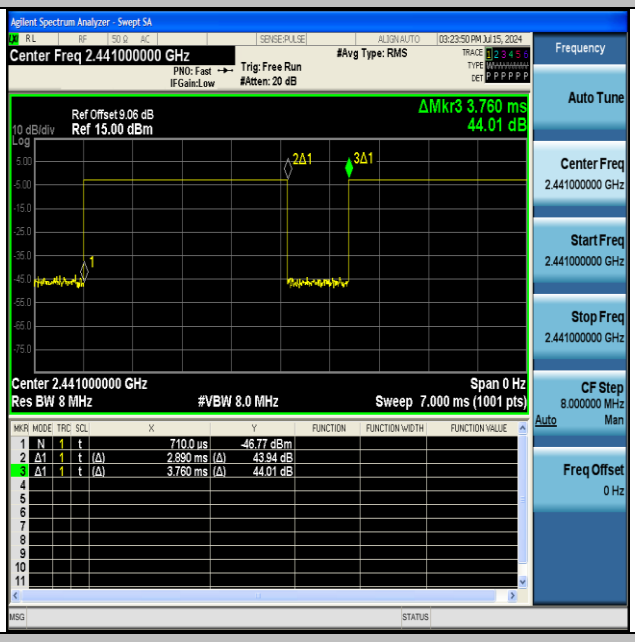

NTNV-DH5-Ant1-2441

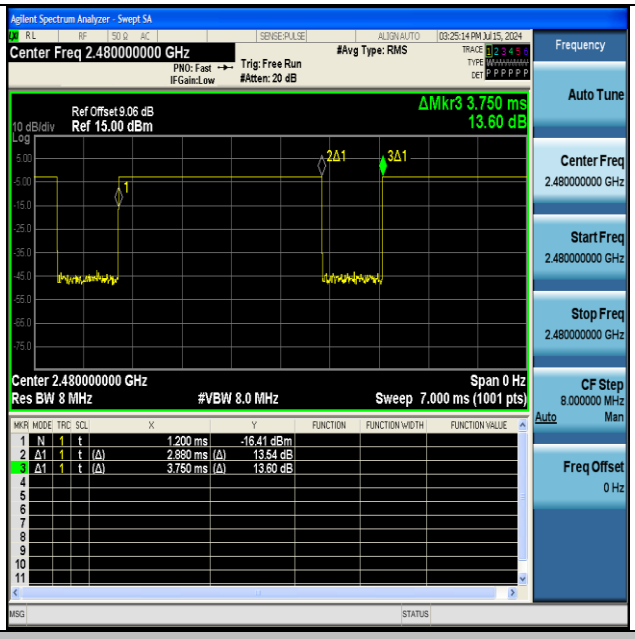

NTNV-DH5-Ant1-2480

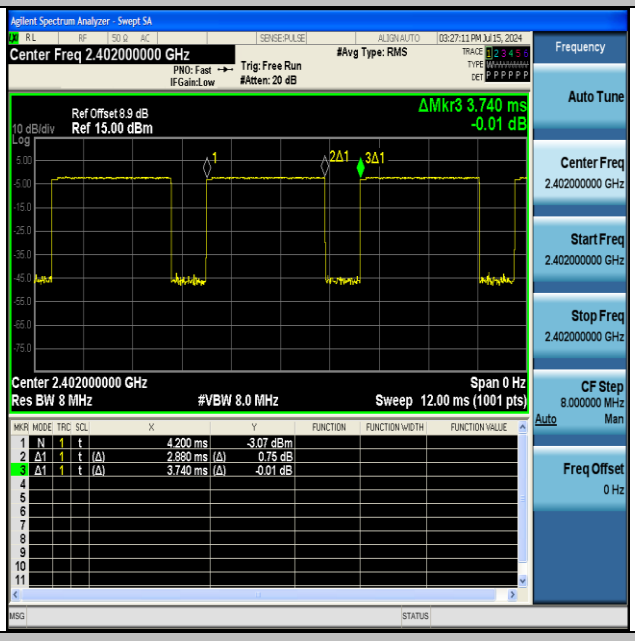

NTNV-2DH5-Ant1-2402

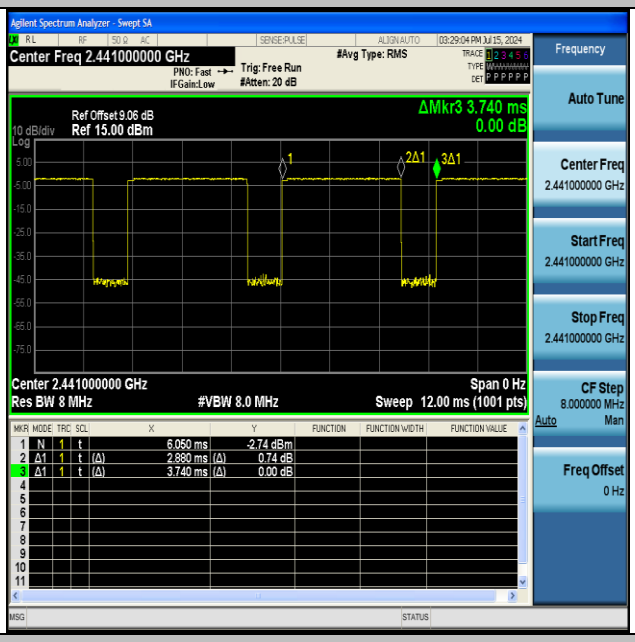

NTNV-2DH5-Ant1-2441

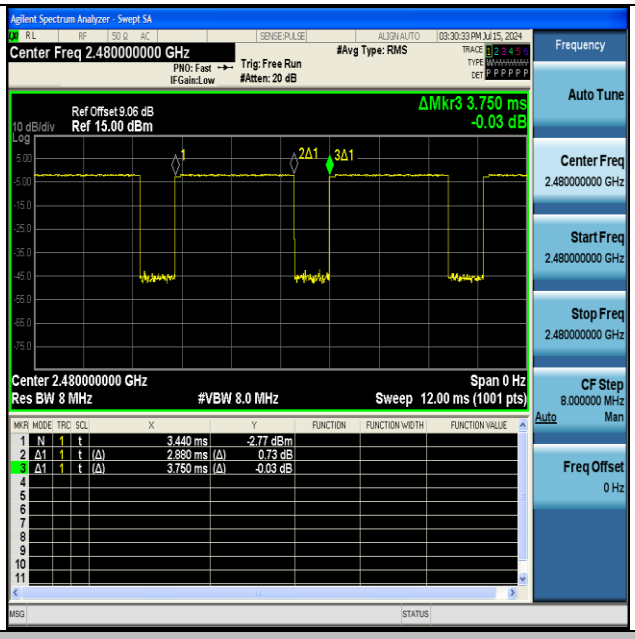

NTNV-2DH5-Ant1-2480