V12

MINI PARTY LIGHT BT SPEAKER

迷你舞台灯无线音响

OPERATION MANUAL

操作手册

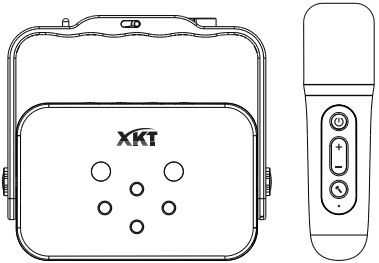

功能介绍

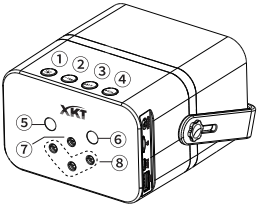

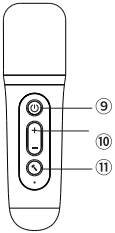

① 灯光键　② 音量 -　③ 音量 +　④ 播放/暂停, 模式键

⑤ 红光　⑥ 绿光　⑦ RGB三色光　⑧ 紫光　⑨ 话筒电源

⑩ 话筒上一曲/下一曲　⑪ 伴唱

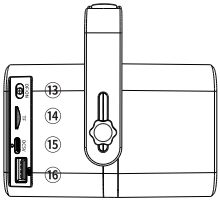

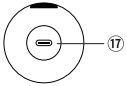

⑬ OFF/ON开关　⑭ TF 卡　⑮ Type C口　⑯ USB口　⑰ Type C口

使用说明

1. 打开 OFF/ON按键，进入蓝牙模式，手机上找到V12型号配对成功，即可播放音乐。
2. 插入 TF卡/U盘播放音乐
3. 灯光调节，按一下 关掉RGB+UV紫灯，再按一下 关掉红色激光，再按一下 关掉绿色激光，再按一下 打开所有光源。
4. 播放音乐时，长按 加音量，短按 下一曲，，长按 减音量，短按 上一曲
5. 短按 播放键，进入暂停模式，长按 播放健，进入蓝牙模式，FM模式，TF卡模式，U盘模式
6. 连续短按 二次播放健，进入伴唱模式
7. 长按话筒 电源健，自动配对V12，此时可以唱歌
8. 短按 话筒音响加（下一曲），短按 话筒音响减（上一曲）
9. 短按 话筒播键进入暂停模式。

产品参数

激光光源：532nm绿光激光器 / 650nm红光激光器	
LED光源：三合一RGB+UV紫光灯珠	
扫描系统：精密电机	喇叭规格：52MM
充电电压：5V	工作电压：3.7-4.2V
工作电流：550MA	电池容量：5000MA
输入灵敏度：400MV	信噪比≥80db
无线接收距离≤15M	无线版本：V 5.2
无线名称：V12	音频输出功率：8W
使用环境：10℃- 40℃最佳	工作时长：约3-5小时
产品毛重：900克	充电时长：纸5-6小时
产品净重：640克	产品颜色：黑、粉、蓝、绿

安全注意事项：

本产品属于IIIB类激光产品，应避免眼睛贴近出光源位置受到激光照射，否则可能引起眼睛不适。

勿让儿童单独操作本产品，其他人操作前请进行安全提示。

本产品适于室内使用，防护等级为IP20，适于干燥环境，请避免在潮湿，腐蚀，过热，过冷，多灰尘的环境中使用，温度低于5℃，激光器可能不工作。

郑重声明：

本产品是气氛灯具，不是照明灯具，一般夜晚或者光线暗的场所使用最佳，灯光效果最佳距离10米内。

Function introduction:

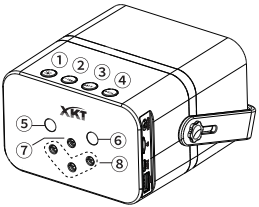

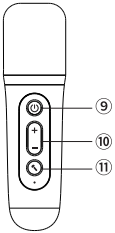

① Light keys ② Volume - ③ Volume + ④ Play/Pause, Mode keys
⑤ Red light ⑥ Green light ⑦ RGB three color light ⑧ Purple light
⑨ microphone power supply ⑩ Microphone Previous/Next
⑪ Accompaniment singing

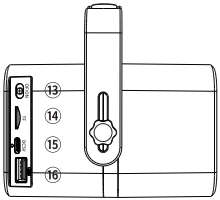

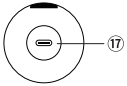

⑬ OFF/ON ⑭ TF ⑮ Type C Port ⑯ USB Port ⑰ Type C Port

Operation manual:

1. Turn on the OFF/ON button, enter Bluetooth mode, and find V12 on your phone Once the model pairing is successful, music can be played

2. Insert TF card/USB drive to play music

3. Light adjustment, press once to turn off the RGB+UV purple light, then press again Turn off the red laser, press again to turn off the green laser, press again Turn on all light sources

4. When playing music, long press to increase volume, short press one song, long press Reduce volume, short press the previous track

5. Short press the play button to enter pause mode, long press the play button to enter Bluetooth mode, FM mode, TF card mode, USB mode

6. Short press the playback button twice in a row to enter the accompaniment mode

7. Long press the microphone power button to automatically pair V12, and you can sing at this time

8. Short press the microphone sound to add (next track), short press the microphone sound to decrease (Previous song)

9. Short press the microphone playback button to enter pause mode.

Product parameters:

Laser source: 532nm green laser / 650nm red laser	
LED light source: Three in one RGB+UV purple light beads	
Scanning system: Precision motorhorn	
Charging voltage: 5V	Working voltage: 3.7-4.2V
Workingcurrent: 550MA	Battery capacity: 5000MA
Input sensitivity: 400MV	signal-to-noise ratio ⩾ 80dB
Specification: 52MM	BT version: V 5.2
Audio output power: 8W	BT receiving distance ⩽ 15M
Operating environment: 10 °C- 40 °C, optimal	
Charging time: Paper 5-6 hours	
working time: about 3-4 hours	
Product gross weight: 900g	Product net weight: 640g
Product colors: black, blue, pink, green	

Safety precautions:

Thisproduct belongs to Class IIIB laserproducts, andit is important to avoid laser irradiation on the eyes close to the light source, otherwise it may cause discomfort to the eyes.

Do not allowchildren to operate this product alone. Please provide safety instructions before others operate.

Thisproduct is suitable for indooruse, with a protection level of IP20, suitable for dry environments. Please avoid exposure to moisture, corrosion, overheating, or undercooling,
When used in dusty environments with temperatures below 5 °C, the laser may not work.

Solemnly declare:

This product is an atmosphere lighting fixture, not a lighting fixture. It is generally best used at night or in dimly lit places, with the best lighting effect within a distance of 10 meters.

This device complies with Part 15 of the FCC Rules. Operation is subject to the following two conditions: (1) this device may not cause harmful interference, and (2) this device must accept any interference received, including interference that may cause undesired operation.

Changes or modifications to this unit not expressly approved by the party responsible for compliance could void the user's authority to operate the equipment.

NOTE: This equipment has been tested and found to comply with the limits for a Class B digital device, pursuant to Part 15 of the FCC Rules. These limits are designed to provide reasonable protection against harmful interference in a residential installation. This equipment generates uses and can radiate radio frequency energy and, if not installed and used in accordance with the instructions, may cause harmful interference to radio communications. However, there is no guarantee that interference will not occur in a particular installation. If this equipment does cause harmful interference to radio or television reception, which can be determined by turning the equipment off and on, the user is encouraged to try to correct the interference by one or more of the following measures:
-- Reorient or relocate the receiving antenna.
-- Increase the separation between the equipment and receiver.
-- Connect the equipment into an outlet on a circuit different from that to which the receiver is connected.
-- Consult the dealer or an experienced radio/TV technician for help.

This device and its antenna(s) must not be co-located or operation in conjunction with any other antenna or transmitter.

Speaker:
Radiation Exposure Statement
The device has been evaluated to meet general RF exposure requirement in portable exposure condition without restriction.

Micrphone
Radiation Exposure Statement
The device has been evaluated to meet general RF exposure requirement in portable exposure condition without restriction.