FCC Appendix RF Test Data

FCC ID	**:**	**2BHVT-VSE-ALC08**
Company:	**:**	**VIVOSUN INC.**
EUT	**:**	**Intelligent Air Conditioner**
Model Number	**:**	**VSE-ALC08**
Report No.	**:**	**CTA25040101902**
Reviewed By	**:**	**Eric Wang**

Appendix A: DTS Bandwidth

Test Result

TestMode	Antenna	Frequency[MHz]	DTS BW [MHz]	FL[MHz]	FH[MHz]	Limit[MHz]	Verdict
11B	Ant1	2412	9.560	2406.960	2416.520	0.5	PASS
		2437	9.560	2431.960	2441.520	0.5	PASS
		2462	9.600	2456.960	2466.560	0.5	PASS
11G	Ant1	2412	16.080	2404.120	2420.200	0.5	PASS
		2437	15.720	2429.440	2445.160	0.5	PASS
		2462	15.720	2454.440	2470.160	0.5	PASS
11N20SISO	Ant1	2412	16.080	2404.520	2420.600	0.5	PASS
		2437	16.160	2429.480	2445.640	0.5	PASS
		2462	16.560	2454.080	2470.640	0.5	PASS

Test Graphs

11B_Ant1_2412

11B_Ant1_2437

11B_Ant1_2462

11G_Ant1_2412

11G_Ant1_2437

11G_Ant1_2462

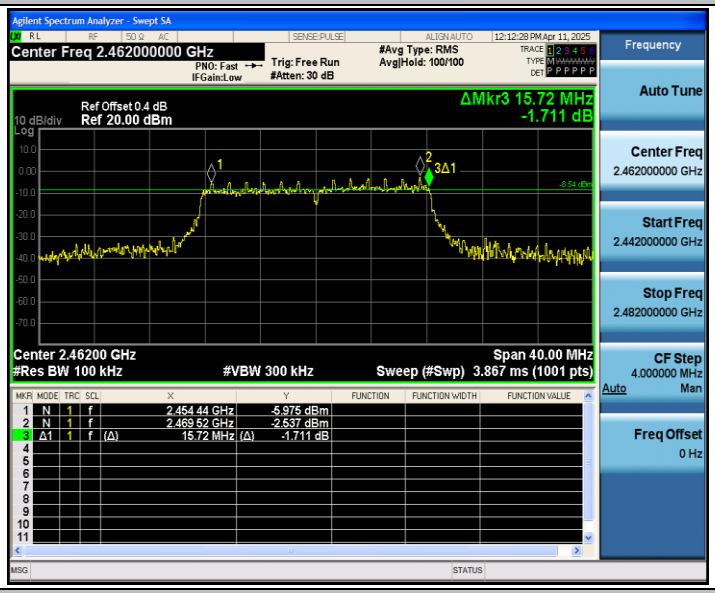

11N20SISO_Ant1_2412

11N20SISO_Ant1_2437

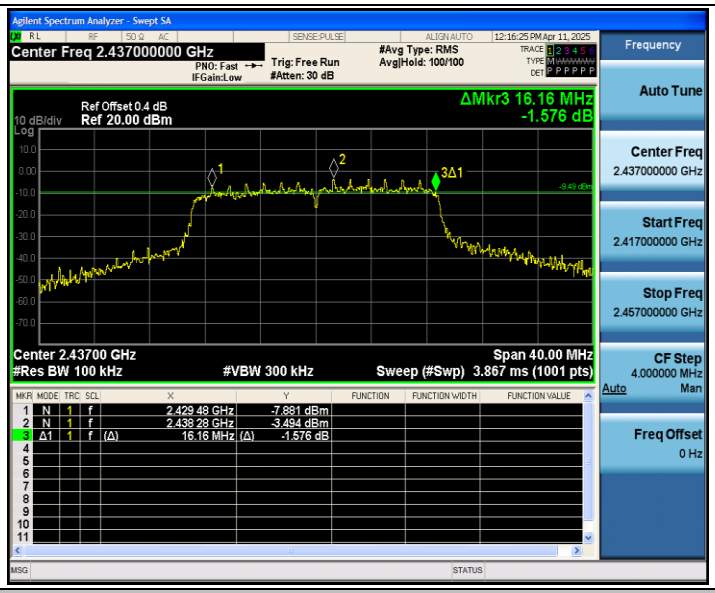

11N20SISO_Ant1_2462

Appendix B: Occupied Channel Bandwidth

Test Result

TestMode	Antenna	Channel Frequency[MHz]	OCB [MHz]	FL[MHz]	FH[MHz]	Limit[MHz]	Verdict
11B	Ant1	2412	12.390	2405.7513	2418.1413	---	---
		2437	11.555	2430.9991	2442.5541	---	---
		2462	12.716	2455.4606	2468.1766	---	---
11G	Ant1	2412	16.818	2403.7578	2420.5758	---	---
		2437	16.656	2428.8116	2445.4676	---	---
		2462	16.947	2453.6071	2470.5541	---	---
11N20SISO	Ant1	2412	17.914	2403.2403	2421.1543	---	---
		2437	17.646	2428.3389	2445.9849	---	---
		2462	18.114	2453.1015	2471.2155	---	---

Test Graphs

11B_Ant1_2412

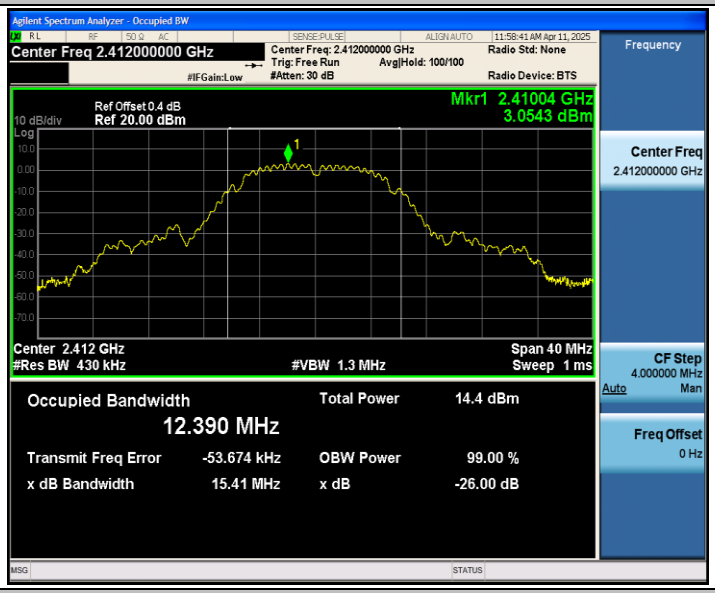

11B_Ant1_2437

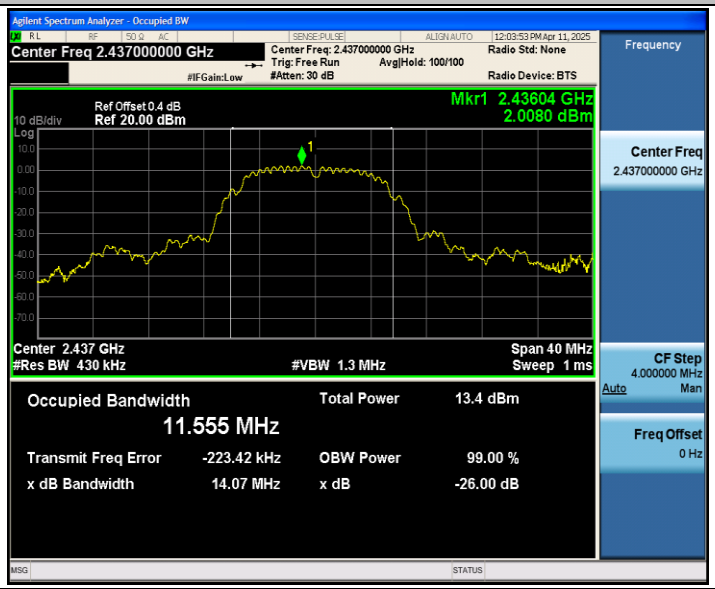

11B_Ant1_2462

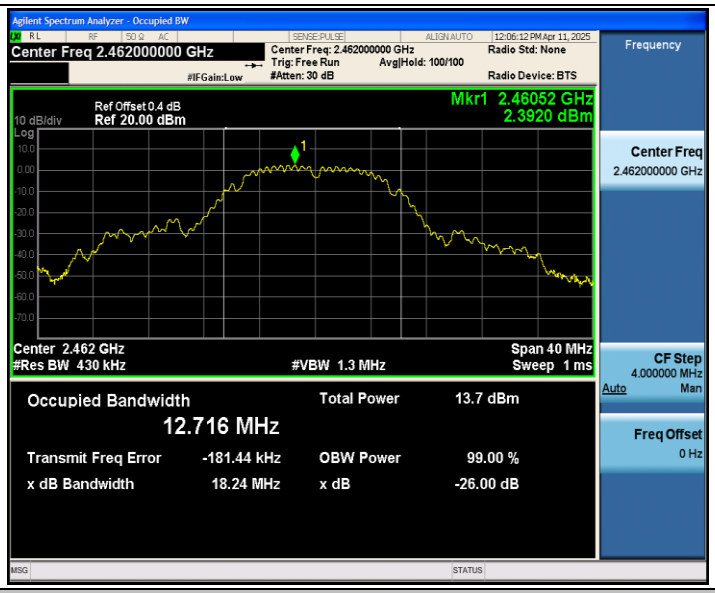

11G_Ant1_2412

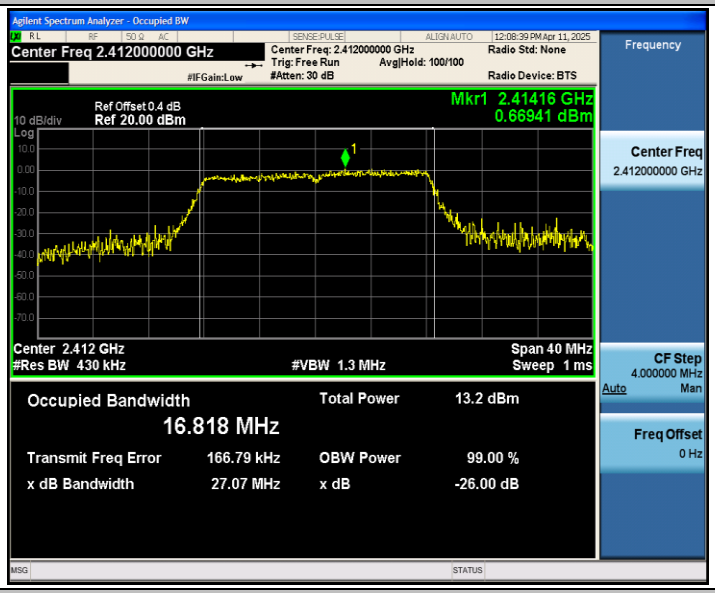

11G_Ant1_2437

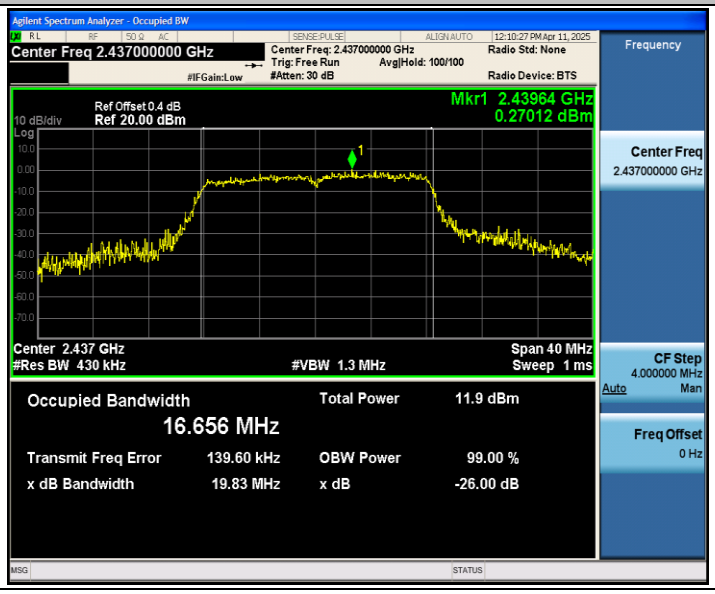

11G_Ant1_2462

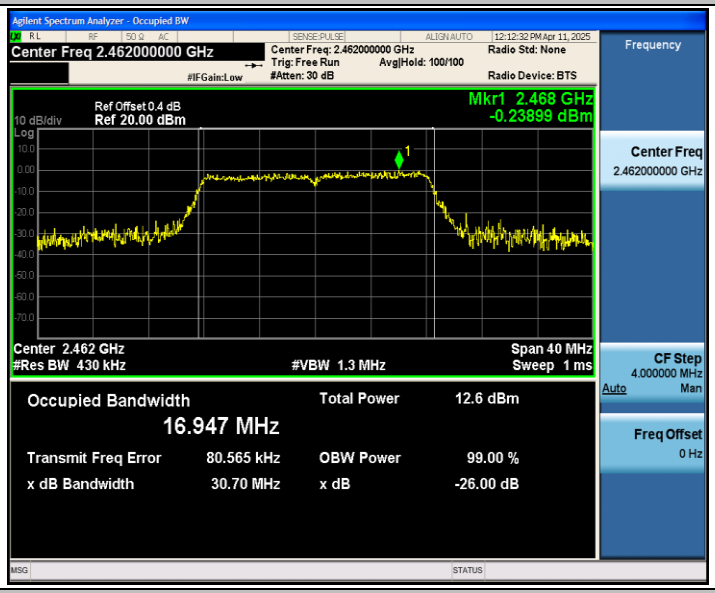

11N20SISO_Ant1_2412

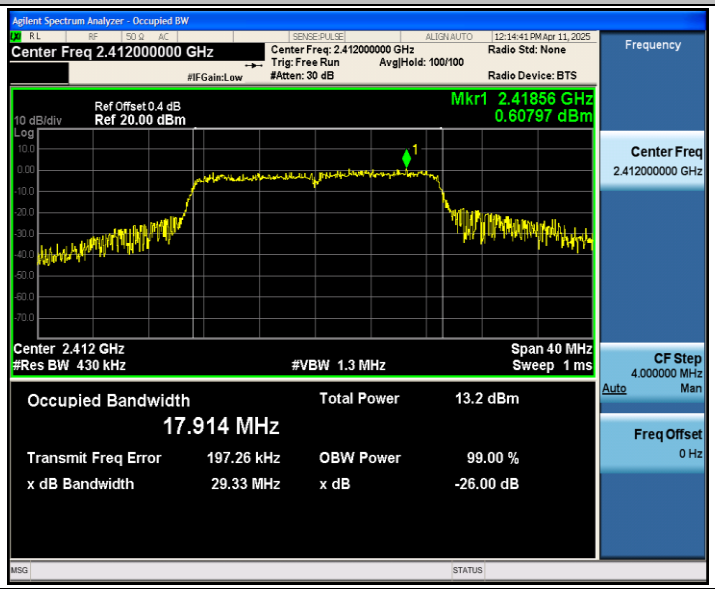

11N20SISO_Ant1_2437

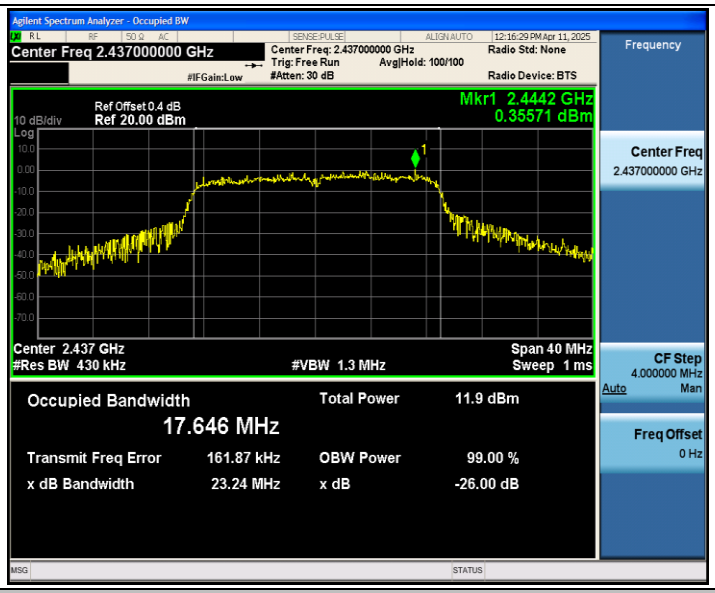

11N20SISO_Ant1_2462

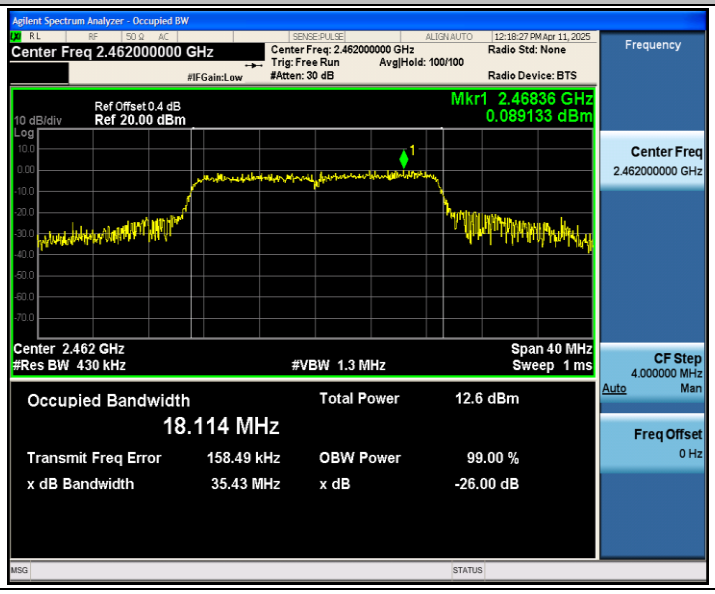

Appendix C: Maximum conducted output power

Test Result Peak

Test Mode	Antenna	Frequency[MHz]	Peak power [dBm]	Limit [dBm]	Verdict
11B	Ant1	2412	14.34	≤30.00	PASS
		2437	13.27	≤30.00	PASS
		2462	13.64	≤30.00	PASS
11G	Ant1	2412	14.03	≤30.00	PASS
		2437	12.43	≤30.00	PASS
		2462	13.22	≤30.00	PASS
11N20SISO	Ant1	2412	13.94	≤30.00	PASS
		2437	12.47	≤30.00	PASS
		2462	13.20	≤30.00	PASS

Appendix D: Maximum power spectral density

Test Result

TestMode	Antenna	Frequency[MHz]	Result[dBm/3-100kHz]	Limit[dBm/3kHz]	Verdict
11B	Ant1	2412	-11.47	≤8.00	PASS
		2437	-12.28	≤8.00	PASS
		2462	-11.47	≤8.00	PASS
11G	Ant1	2412	-17.32	≤8.00	PASS
		2437	-19.16	≤8.00	PASS
		2462	-17.62	≤8.00	PASS
11N20SISO	Ant1	2412	-17.79	≤8.00	PASS
		2437	-19.33	≤8.00	PASS
		2462	-19.49	≤8.00	PASS

Test Graphs

11B_Ant1_2412
11B_Ant1_2437
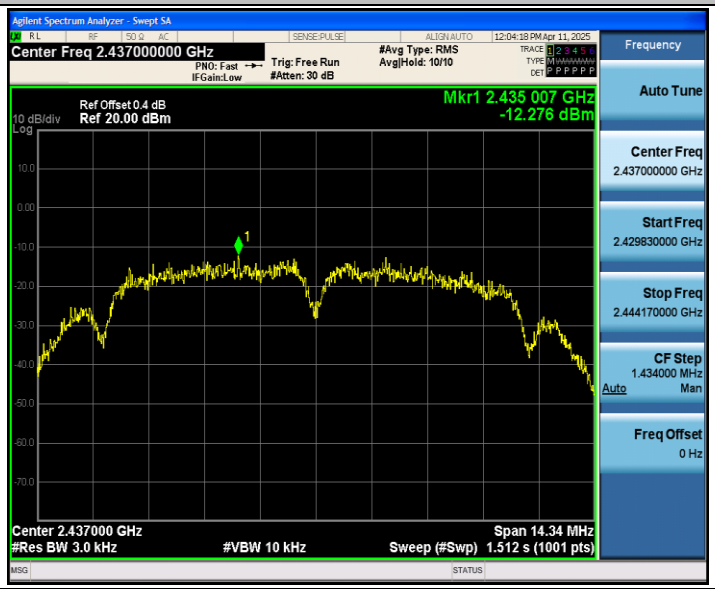
11B_Ant1_2462

11G_Ant1_2412

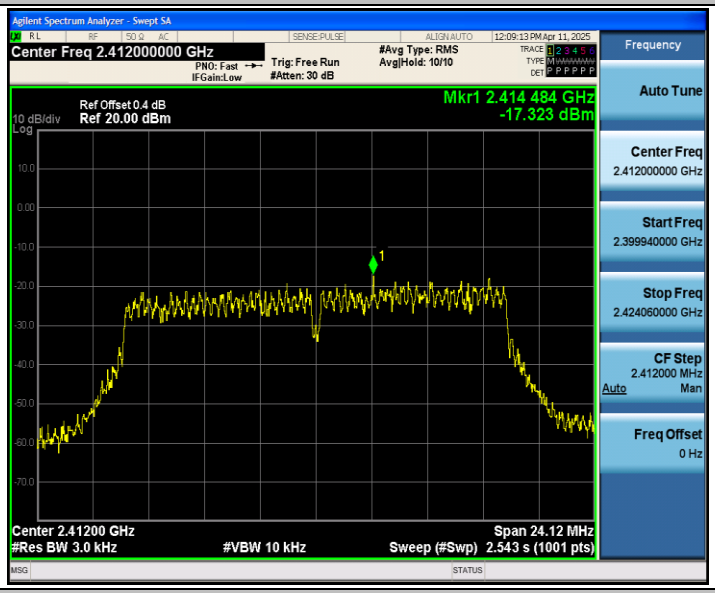

11G_Ant1_2437

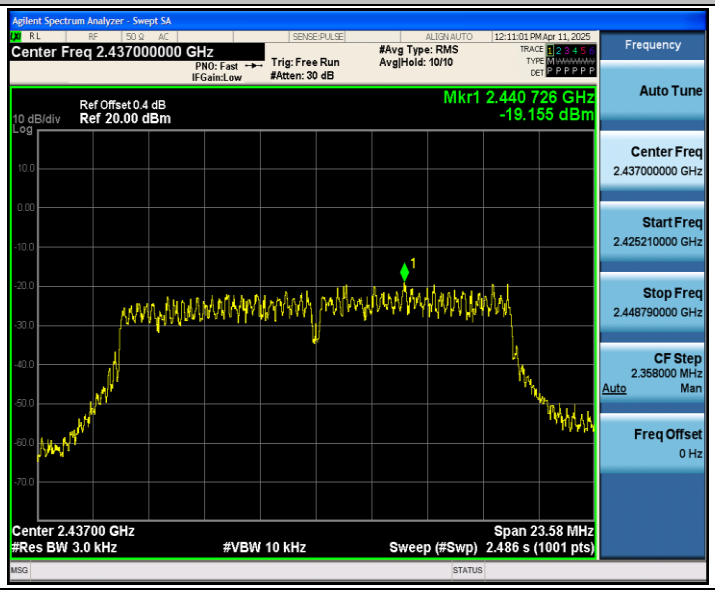

11G_Ant1_2462

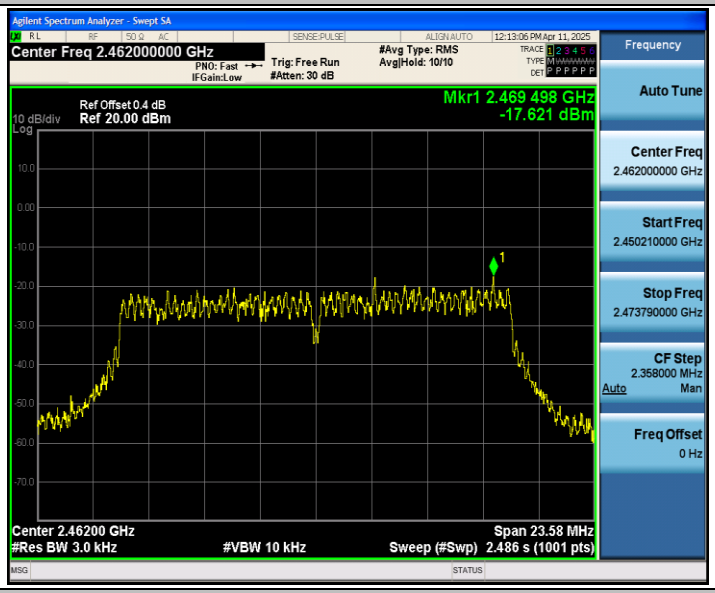

11N20SISO_Ant1_2412

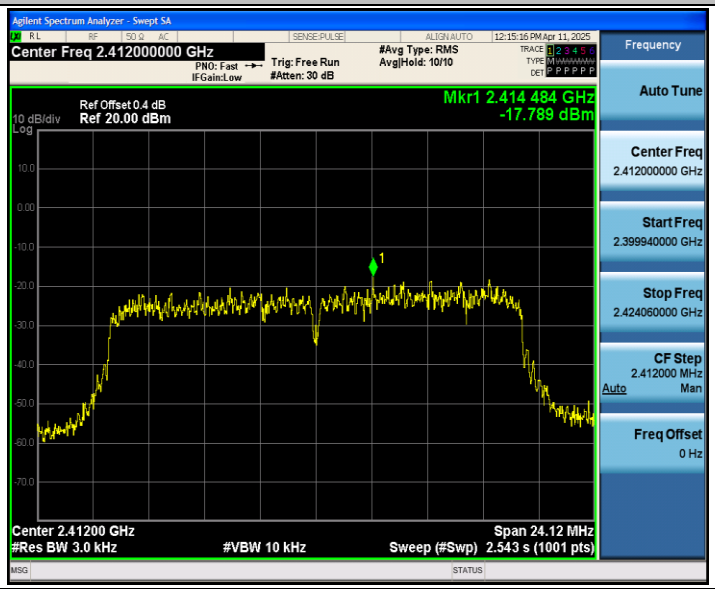

11N20SISO_Ant1_2437

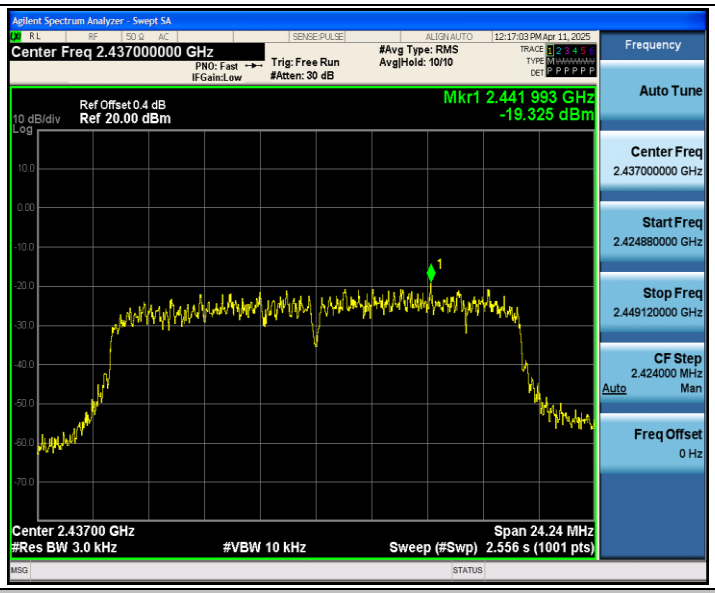

11N20SISO_Ant1_2462

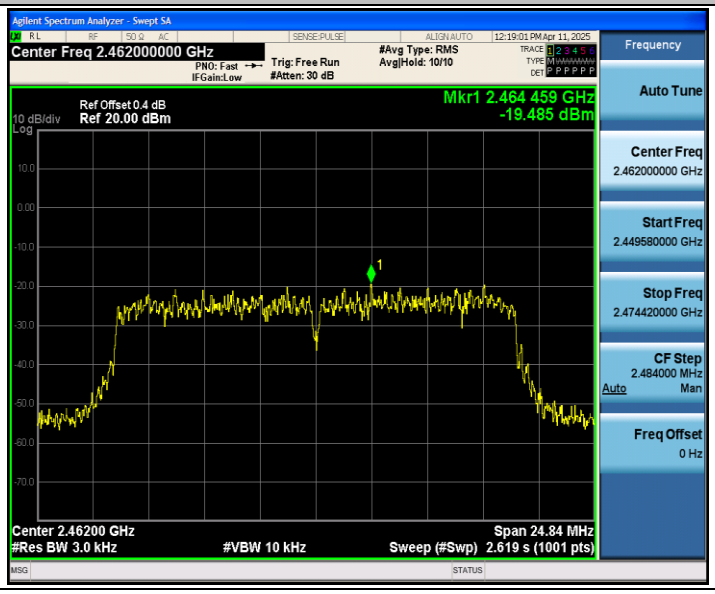

Appendix E: Band edge measurements

Test Result

TestMode	Antenna	ChName	Frequency[MHz]	RefLevel[dBm]	Result[dBm]	Limit[dBm]	Verdict
11B	Ant1	Low	2412	2.43	-34.4	≤-17.58	PASS
		High	2462	1.28	-50.88	≤-18.72	PASS
11G	Ant1	Low	2412	-1.57	-36.07	≤-21.57	PASS
		High	2462	-2.71	-39.97	≤-22.71	PASS
11N20SISO	Ant1	Low	2412	-1.59	-34.33	≤-21.59	PASS
		High	2462	-2.51	-39.41	≤-22.51	PASS

Test Graphs

11B_Ant1_Low_2412

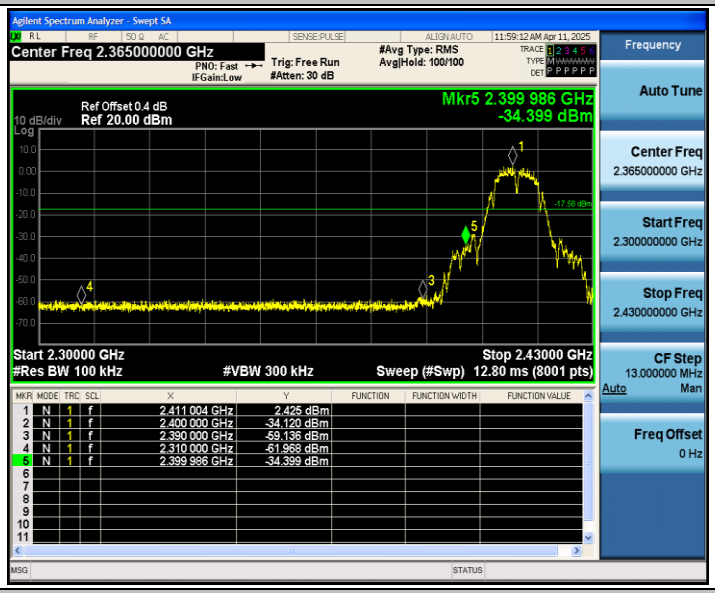

11B_Ant1_High_2462

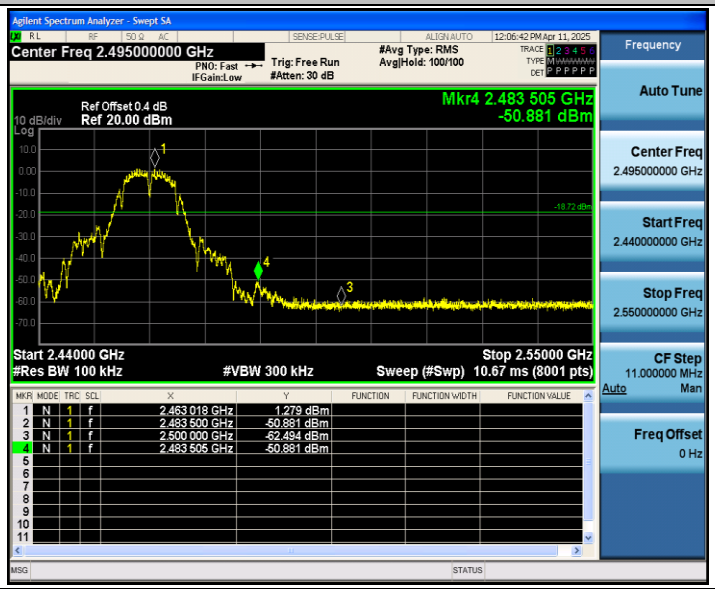

11G_Ant1_Low_2412

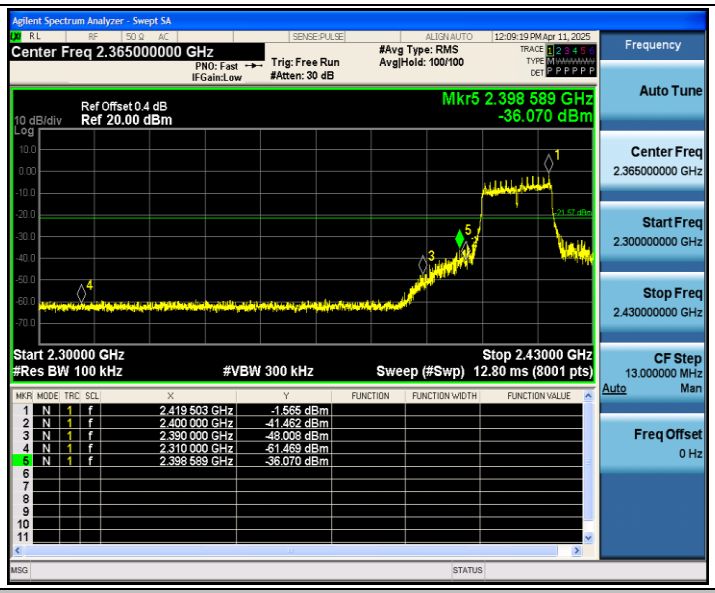

11G_Ant1_High_2462

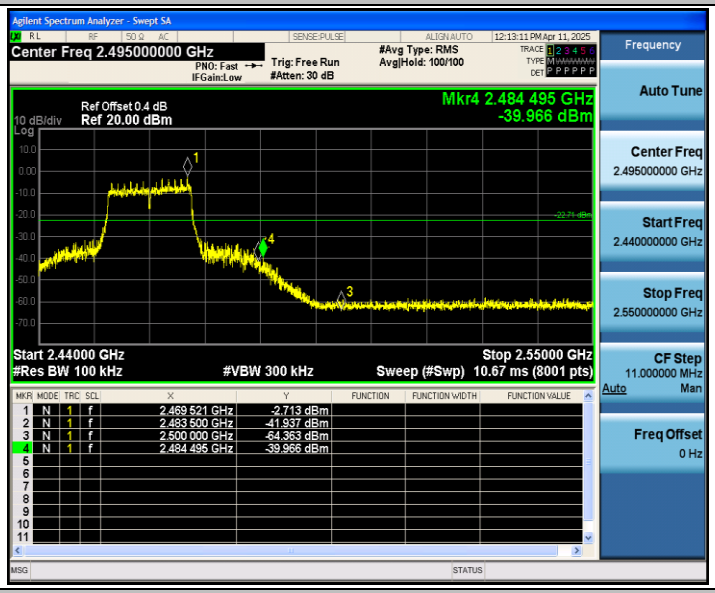

11N20SISO_Ant1_Low_2412

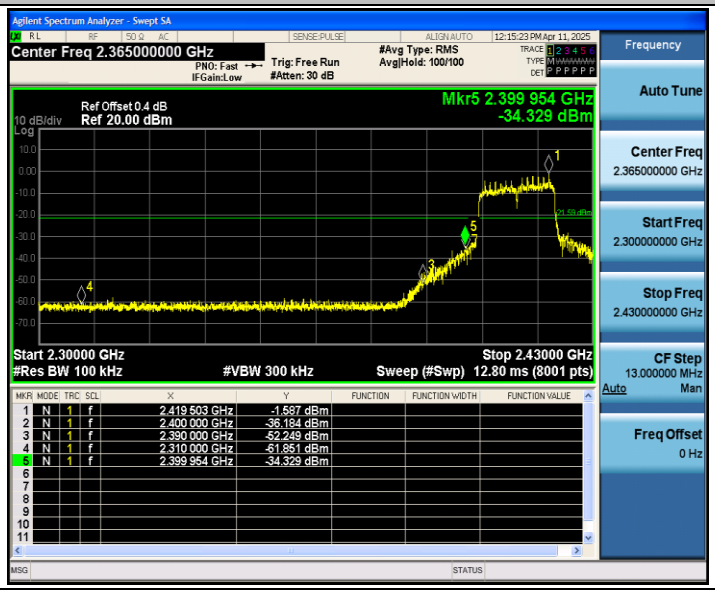

11N20SISO_Ant1_High_2462
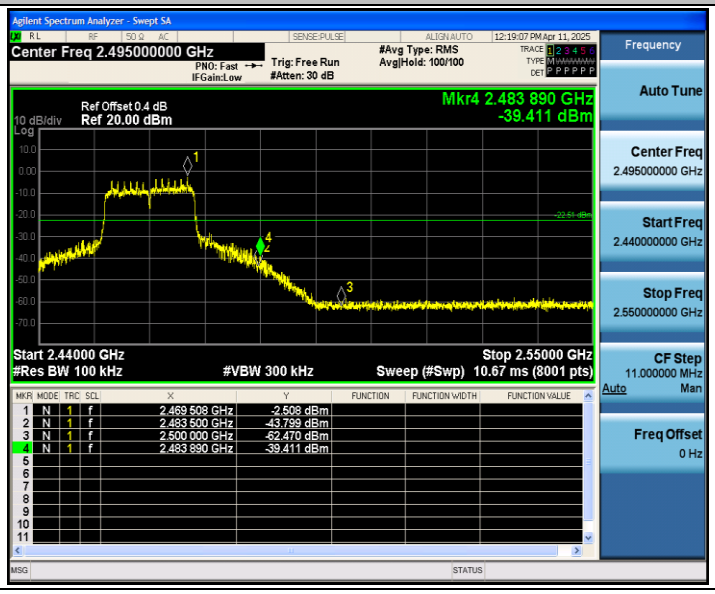

Appendix F: Conducted Spurious Emission

Test Result

TestMode	Antenna	Frequency[MHz]	FreqRange [Mhz]	RefLevel [dBm]	Result [dBm]	Limit [dBm]	Verdict
11B	Ant1	2412	Reference	1.10	1.10	---	PASS
			30~1000	1.10	-69.55	≤-18.9	PASS
			1000~26500	1.10	-40.63	≤-18.9	PASS
		2437	Reference	0.29	0.29	---	PASS
			30~1000	0.29	-69.92	≤-19.71	PASS
			1000~26500	0.29	-39.17	≤-19.71	PASS
		2462	Reference	0.95	0.95	---	PASS
			30~1000	0.95	-69.13	≤-19.05	PASS
			1000~26500	0.95	-32.67	≤-19.05	PASS
11G	Ant1	2412	Reference	-1.75	-1.75	---	PASS
			30~1000	-1.75	-69.79	≤-21.75	PASS
			1000~26500	-1.75	-40.03	≤-21.75	PASS
		2437	Reference	-4.30	-4.30	---	PASS
			30~1000	-4.30	-70.13	≤-24.3	PASS
			1000~26500	-4.30	-50.79	≤-24.3	PASS
		2462	Reference	-2.55	-2.55	---	PASS
			30~1000	-2.55	-66.31	≤-22.55	PASS
			1000~26500	-2.55	-46.69	≤-22.55	PASS
11N20SISO	Ant1	2412	Reference	-1.61	-1.61	---	PASS
			30~1000	-1.61	-70.45	≤-21.61	PASS
			1000~26500	-1.61	-50.48	≤-21.61	PASS
		2437	Reference	-3.45	-3.45	---	PASS
			30~1000	-3.45	-69.4	≤-23.45	PASS
			1000~26500	-3.45	-51.69	≤-23.45	PASS
		2462	Reference	-2.58	-2.58	---	PASS
			30~1000	-2.58	-70.15	≤-22.58	PASS
			1000~26500	-2.58	-43.95	≤-22.58	PASS

Test Graphs

11B_Ant1_2412_0~Reference
11B_Ant1_2412_30~1000
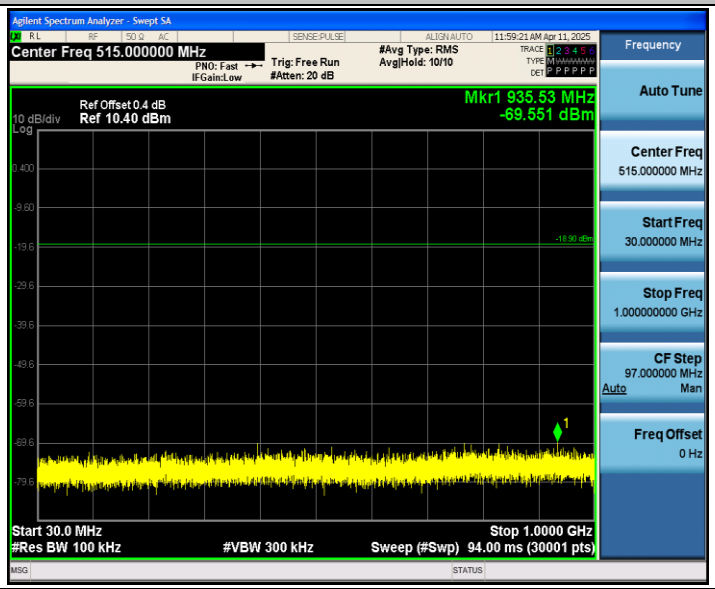
11B_Ant1_2412_1000~26500

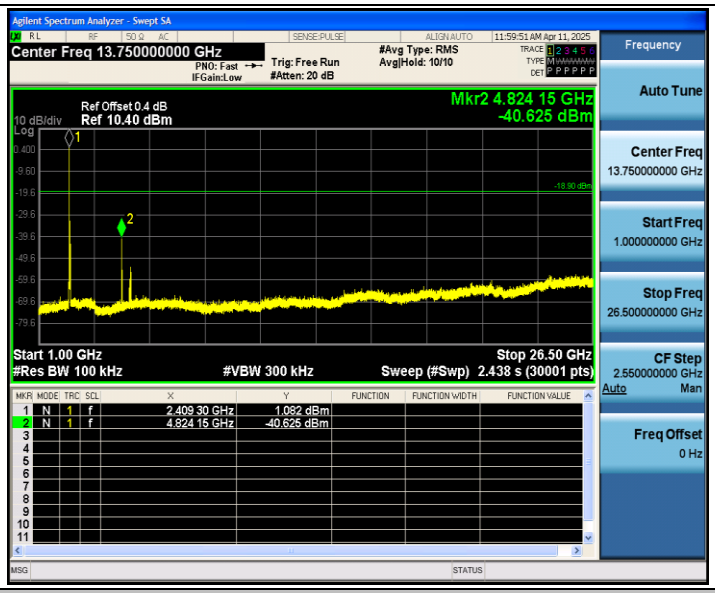

11B_Ant1_2437_0~Reference

11B_Ant1_2437_30~1000

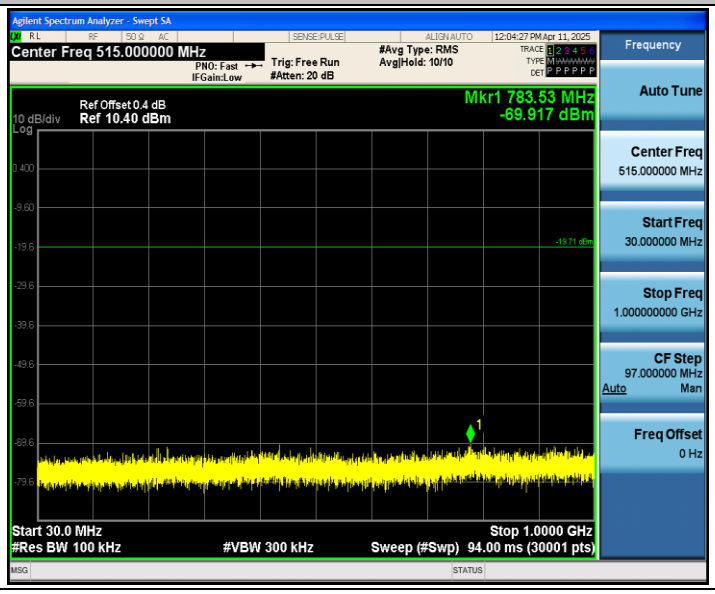

11B_Ant1_2437_1000~26500

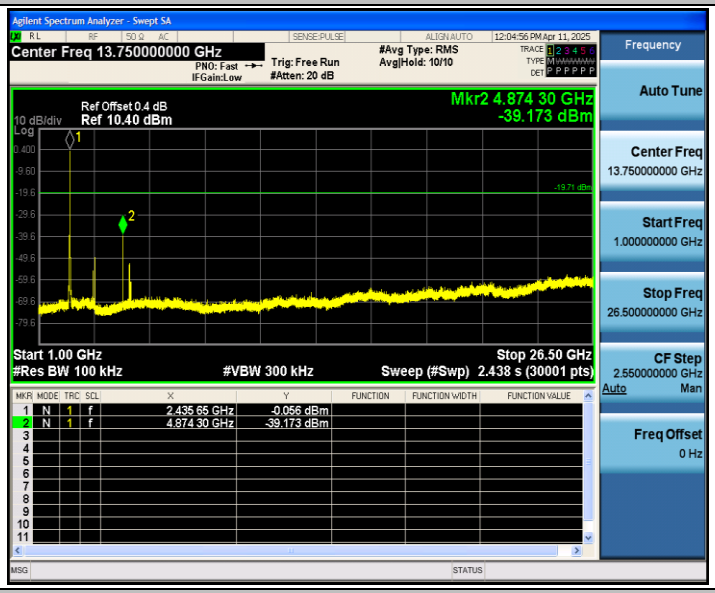

11B_Ant1_2462_0~Reference

11B_Ant1_2462_30~1000

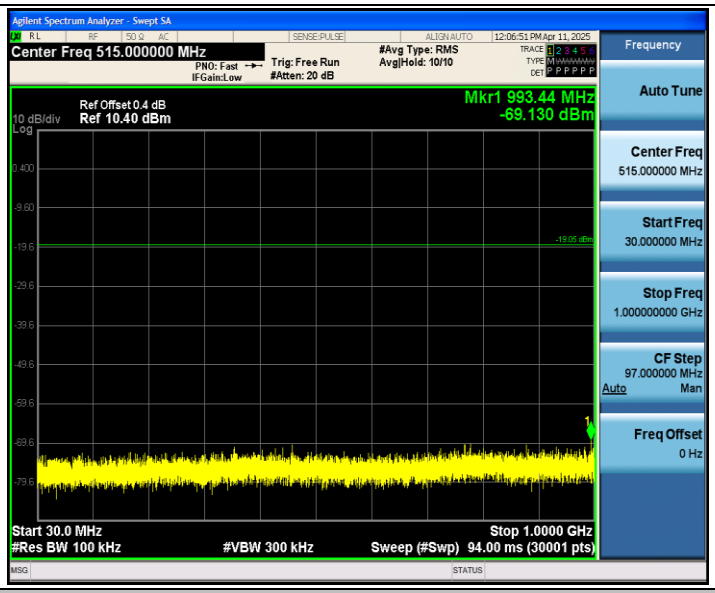

11B_Ant1_2462_1000~26500

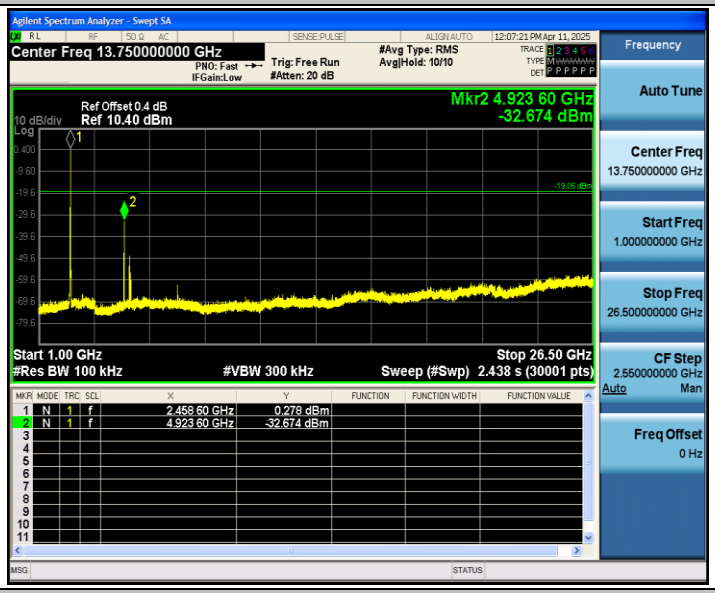

11G_Ant1_2412_0~Reference

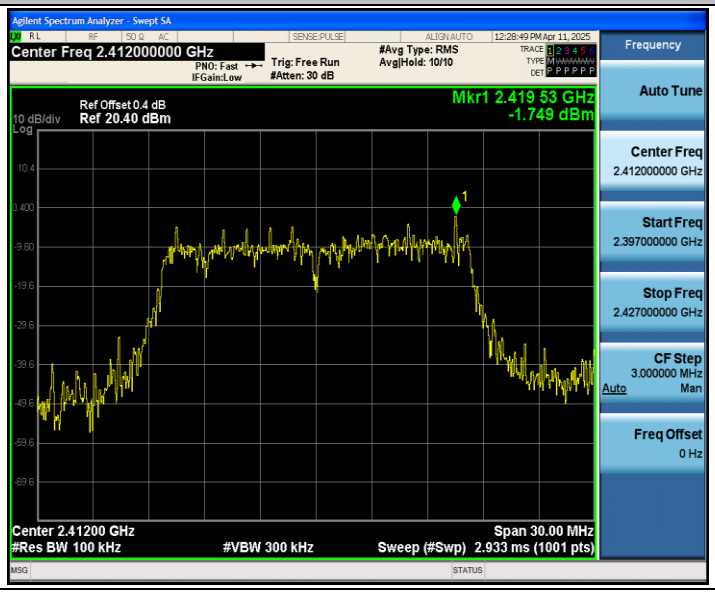

11G_Ant1_2412_30~1000

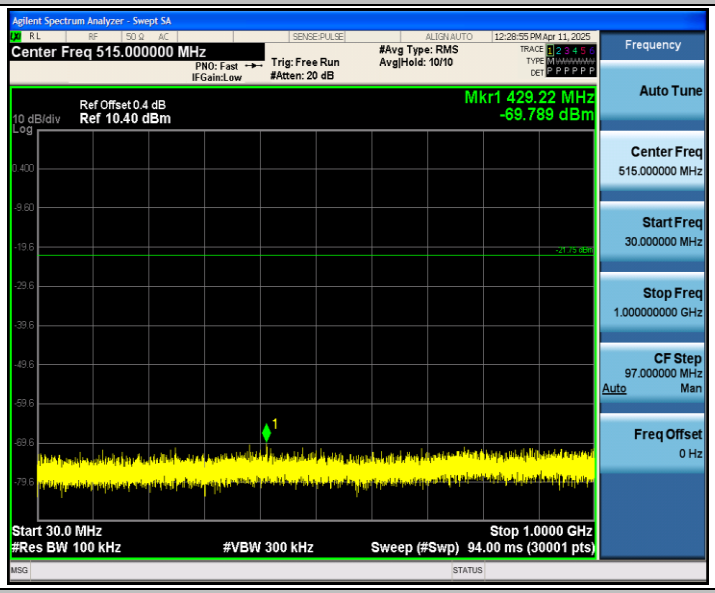

11G_Ant1_2412_1000~26500

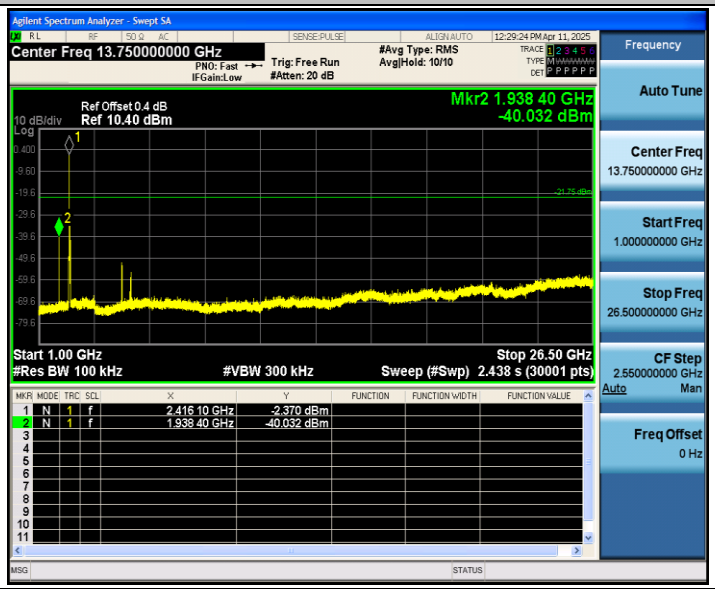

11G_Ant1_2437_0~Reference

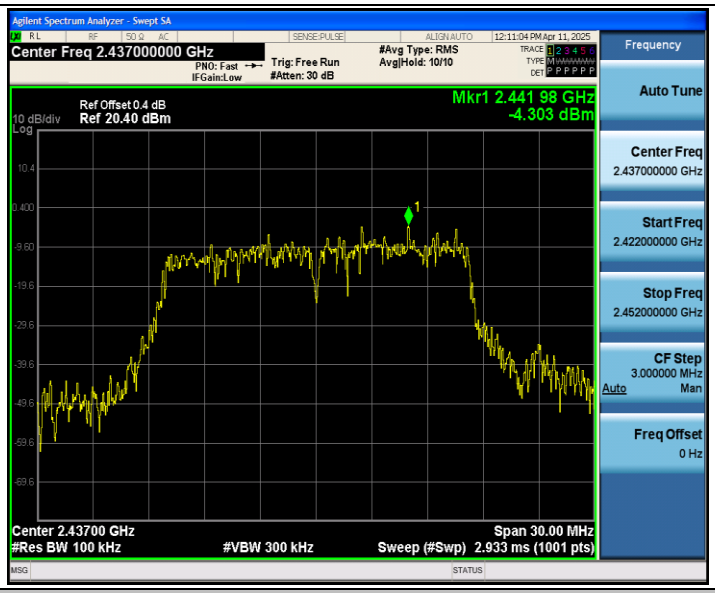

11G_Ant1_2437_30~1000

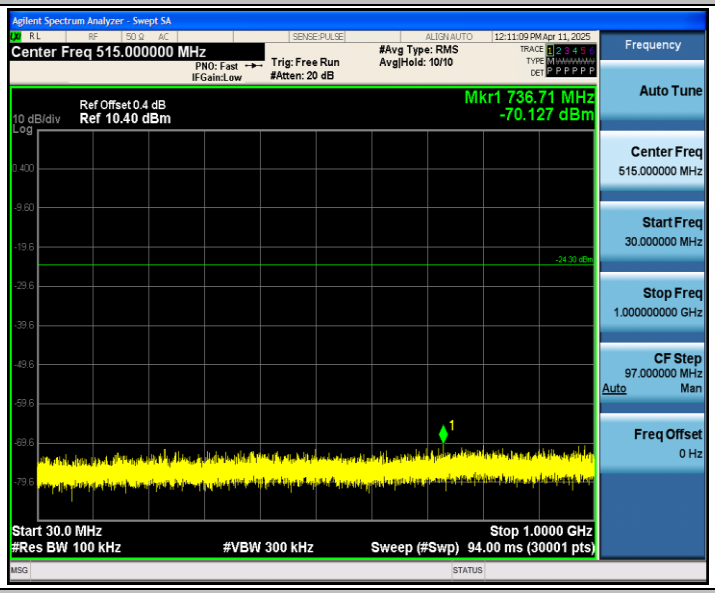

11G_Ant1_2437_1000~26500

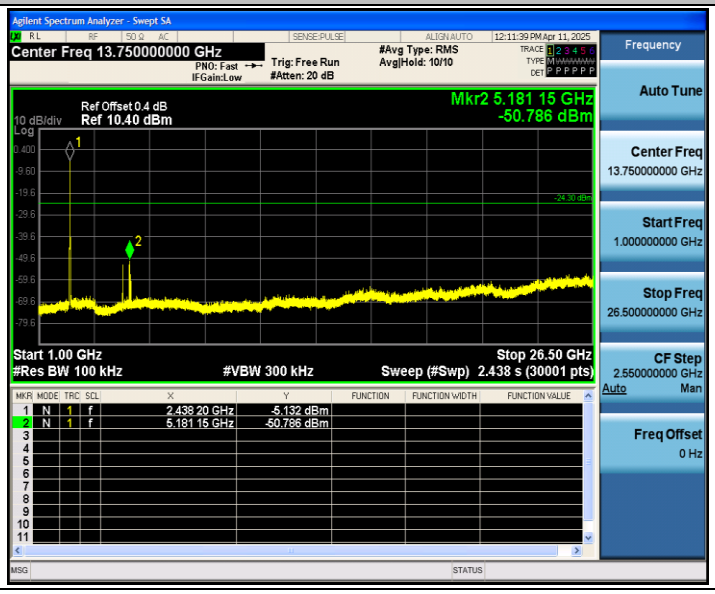

11G_Ant1_2462_0~Reference

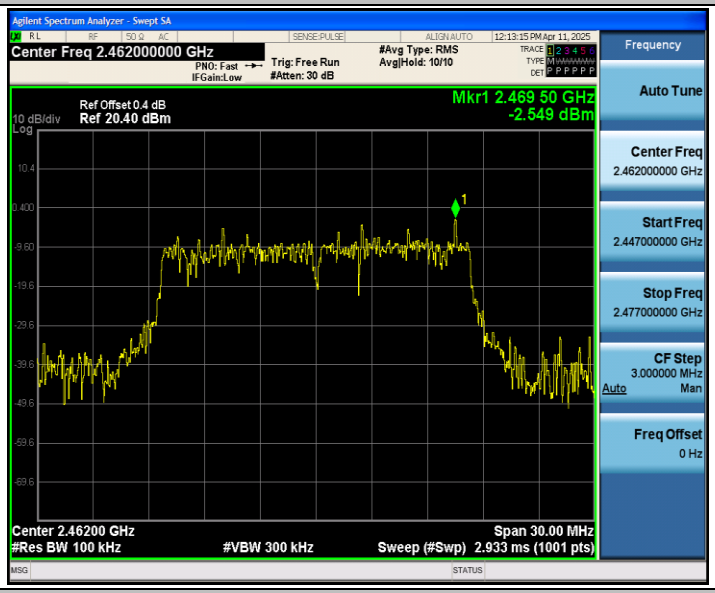

11G_Ant1_2462_30~1000

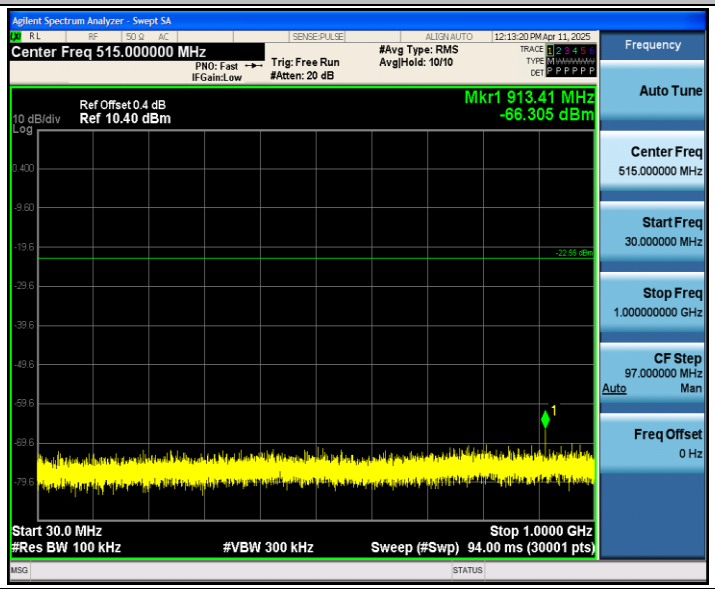

11G_Ant1_2462_1000~26500

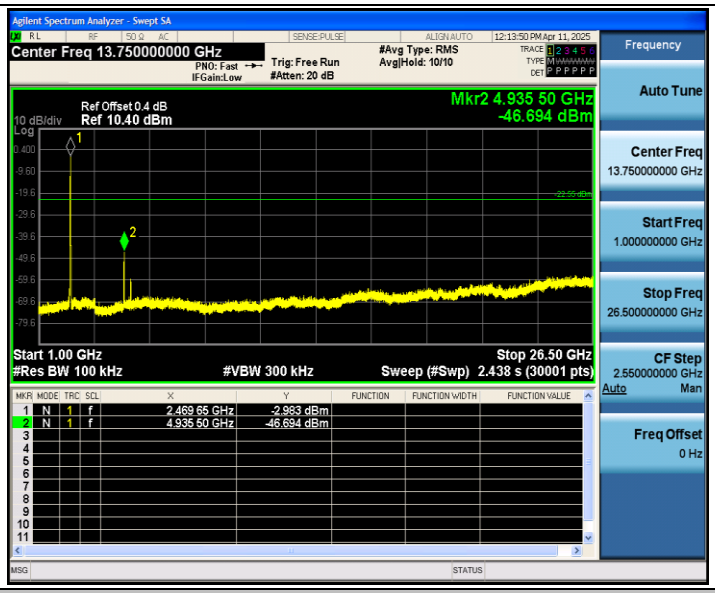

11N20SISO_Ant1_2412_0~Reference

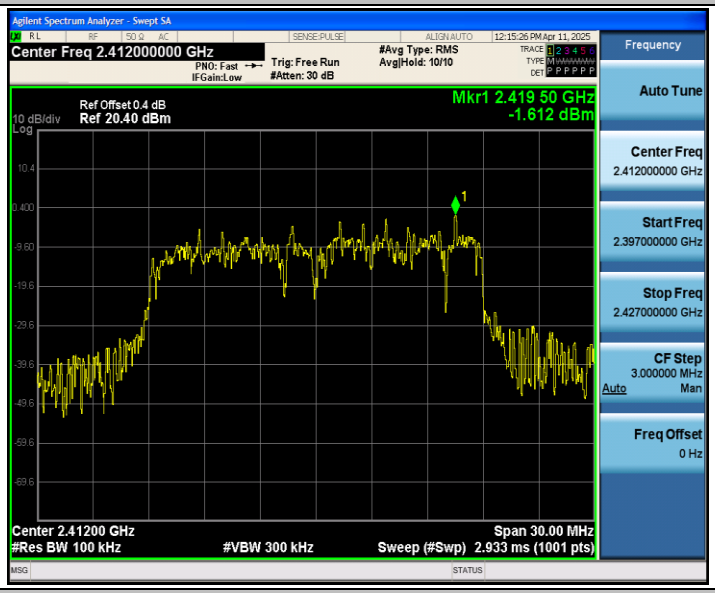
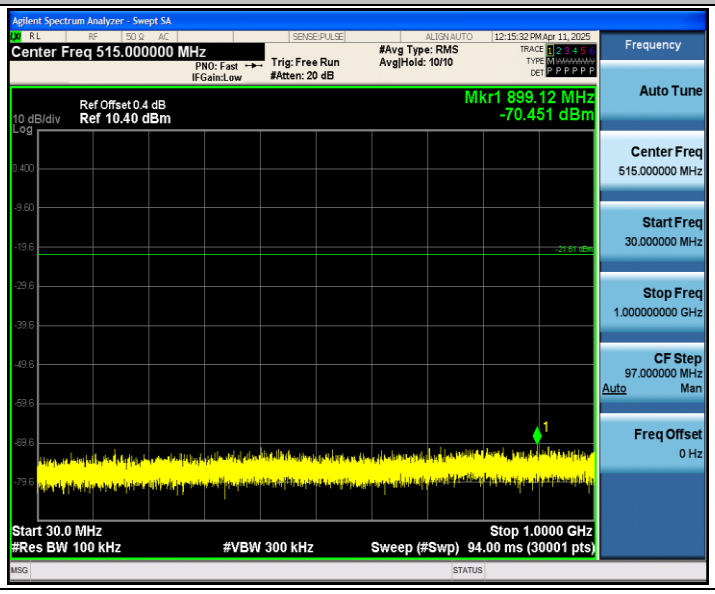
11N20SISO_Ant1_2412_30~1000