Appendix Test Data

Report No.:	182512C400550101	Test Sample No.:	1-2-2
Start Test Date:	2024.8.1	Finish Test Date:	2024.8.1
Test Engineer:	Joker Huang	Auditor:	Justin Feng
Temperature:	25.5℃	Relative Humidity:	46%
Pressure:	101kPa		

Appendix A: 20dB Bandwidth

Test Result

TestMode	Antenna	Frequency[MHz]	20db EBW[MHz]	FL[MHz]	FH[MHz]	Limit[MHz]	Verdict
DH5	Ant1	2402	1.053	2401.469	2402.522	---	---
DH5	Ant1	2441	1.059	2440.472	2441.531	---	---
DH5	Ant1	2480	1.083	2479.454	2480.537	---	---
2DH5	Ant1	2402	1.329	2401.346	2402.675	---	---
2DH5	Ant1	2441	1.371	2440.328	2441.699	---	---
2DH5	Ant1	2480	1.374	2479.334	2480.708	---	---
3DH5	Ant1	2402	1.320	2401.349	2402.669	---	---
3DH5	Ant1	2441	1.320	2440.346	2441.666	---	---
3DH5	Ant1	2480	1.362	2479.319	2480.681	---	---

Test Graphs

DH5-Ant1-2402

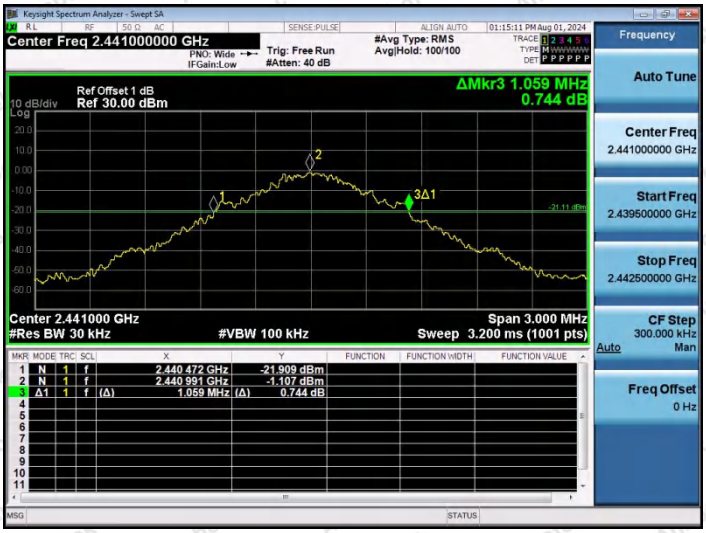

DH5-Ant1-2441

DH5-Ant1-2480

2DH5-Ant1-2402

2DH5-Ant1-2441

2DH5-Ant1-2480

3DH5-Ant1-2402

3DH5-Ant1-2441

3DH5-Ant1-2480

Appendix B: 99% Occupied Bandwidth

Test Result

TestMode	Antenna	Frequency[MHz]	OCB [MHz]	FL[MHz]	FH[MHz]
DH5	Ant1	2402	0.95632	2401.5232	2402.4795
DH5	Ant1	2441	0.98329	2440.5117	2441.4950
DH5	Ant1	2480	0.99403	2479.5072	2480.5012
2DH5	Ant1	2402	1.2409	2401.3927	2402.6336
2DH5	Ant1	2441	1.2587	2440.3829	2441.6416
2DH5	Ant1	2480	1.2772	2479.3762	2480.6534
3DH5	Ant1	2402	1.2390	2401.3837	2402.6227
3DH5	Ant1	2441	1.2523	2440.3738	2441.6261
3DH5	Ant1	2480	1.2658	2479.3728	2480.6386

Test Graphs

DH5-Ant1-2402

DH5-Ant1-2441

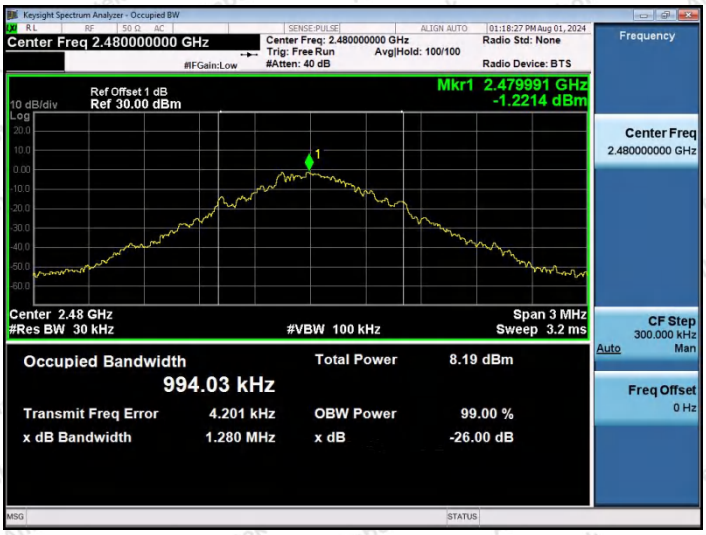

DH5-Ant1-2480

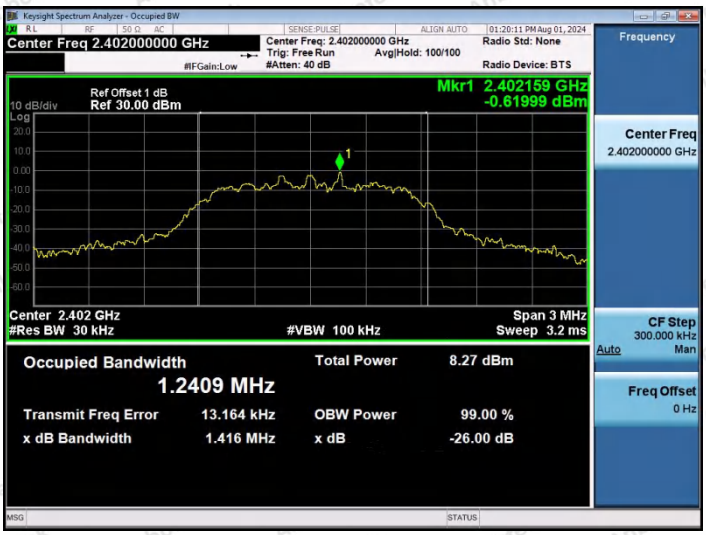

2DH5-Ant1-2402

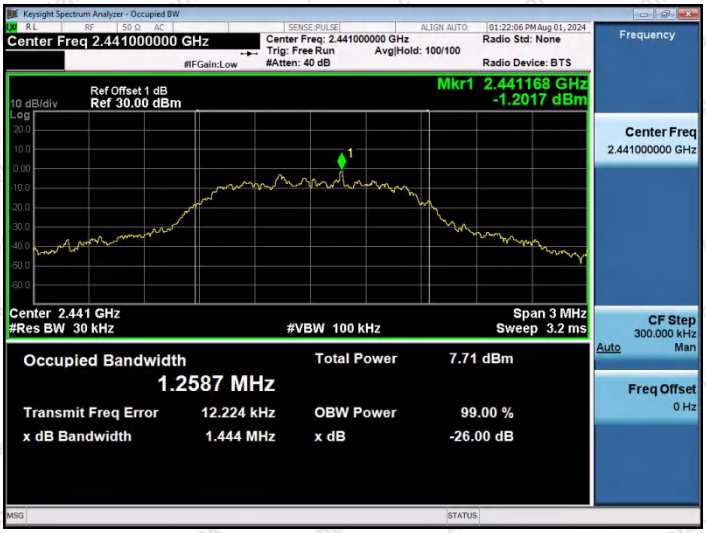

2DH5-Ant1-2441

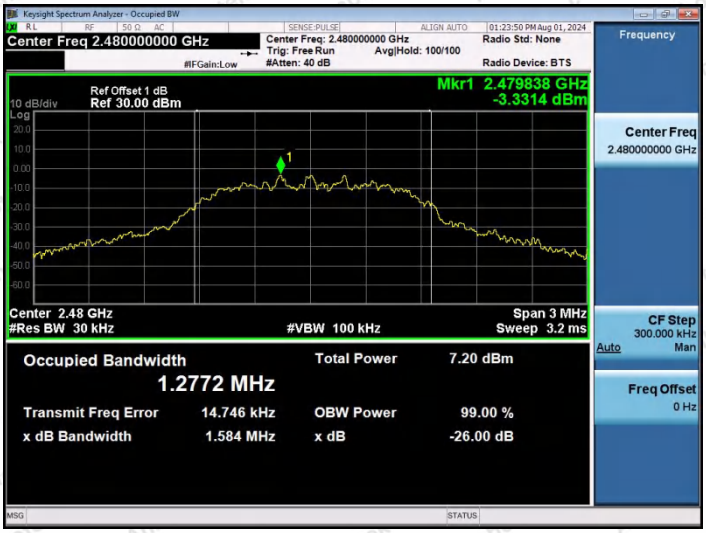

2DH5-Ant1-2480

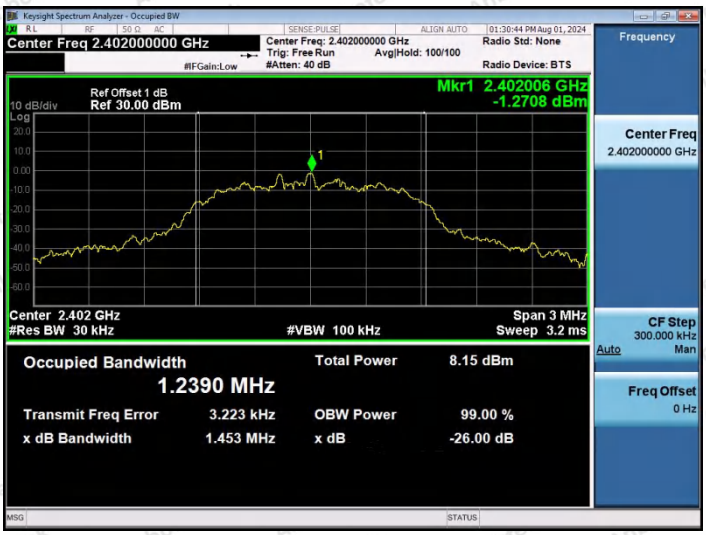

3DH5-Ant1-2402

3DH5-Ant1-2441

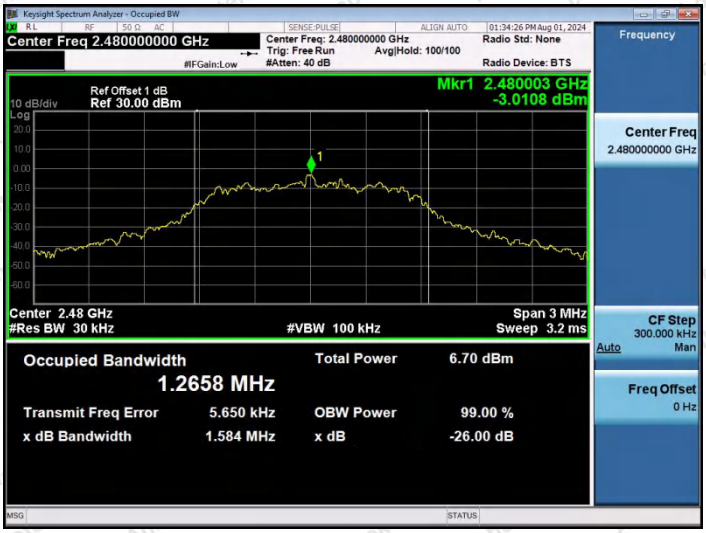

3DH5-Ant1-2480

Appendix C: Maximum Conducted Output Power

Test Result Peak

Test Mode	Antenna	Frequency[MHz]	Conducted Peak Power[dBm]	Conducted Limit[dBm]	Verdict
DH5	Ant1	2402	2.16	≤20.97	PASS
DH5	Ant1	2441	1.84	≤20.97	PASS
DH5	Ant1	2480	1.22	≤20.97	PASS
2DH5	Ant1	2402	2.90	≤20.97	PASS
2DH5	Ant1	2441	2.46	≤20.97	PASS
2DH5	Ant1	2480	1.83	≤20.97	PASS
3DH5	Ant1	2402	3.13	≤20.97	PASS
3DH5	Ant1	2441	2.87	≤20.97	PASS
3DH5	Ant1	2480	2.25	≤20.97	PASS

Test Graphs

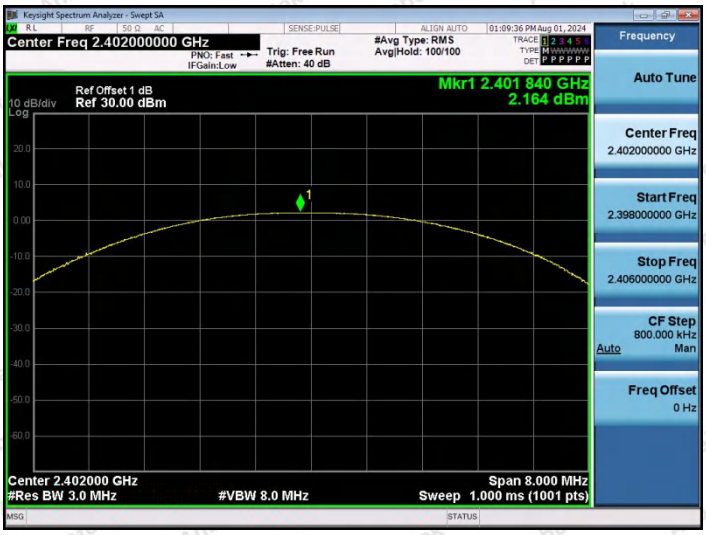

DH5-Ant1-2402-PASS

DH5-Ant1-2441-PASS

DH5-Ant1-2480-PASS

2DH5-Ant1-2402-PASS

2DH5-Ant1-2441-PASS

2DH5-Ant1-2480-PASS

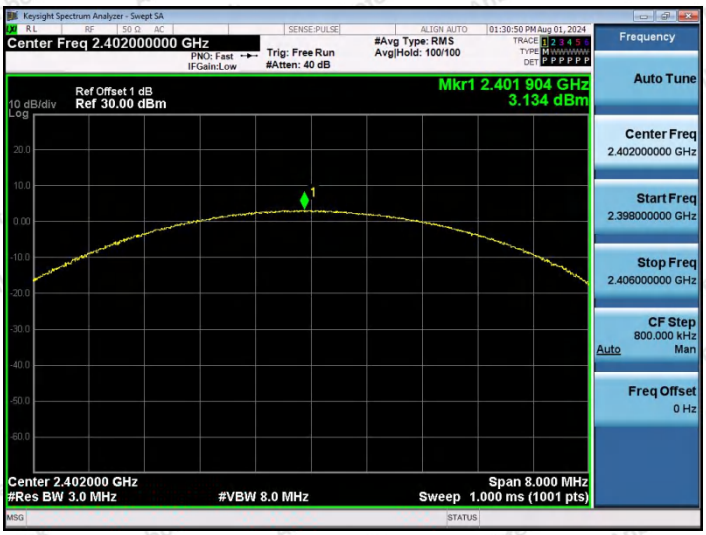

3DH5-Ant1-2402-PASS

3DH5-Ant1-2441-PASS

3DH5-Ant1-2480-PASS

Appendix D: Carrier frequency separation

Test Result

TestMode	Antenna	Frequency[MHz]	Result[MHz]	Limit[MHz]	Verdict
DH5	Ant1	Hop	0.934	≥0.722	PASS
2DH5	Ant1	Hop	0.996	≥0.916	PASS
3DH5	Ant1	Hop	1.102	≥0.908	PASS

Test Graphs

DH5-Ant1-Hop-PASS

2DH5-Ant1-Hop-PASS

3DH5-Ant1-Hop-PASS

Appendix E: Dwell Time

Test Result

TestMode	Antenna	Frequency[MHz]	BurstWidth [ms]	TotalHops [Num]	Result[s]	Limit[s]	Verdict
DH1	Ant1	Hop	0.375	316	0.119	≤0.4	PASS
DH3	Ant1	Hop	1.630	166	0.271	≤0.4	PASS
DH5	Ant1	Hop	2.879	105	0.302	≤0.4	PASS
2DH1	Ant1	Hop	0.385	318	0.122	≤0.4	PASS
2DH3	Ant1	Hop	1.637	156	0.255	≤0.4	PASS
2DH5	Ant1	Hop	2.884	103	0.297	≤0.4	PASS
3DH1	Ant1	Hop	0.385	320	0.123	≤0.4	PASS
3DH3	Ant1	Hop	1.635	159	0.26	≤0.4	PASS
3DH5	Ant1	Hop	2.887	120	0.346	≤0.4	PASS

Test Graphs

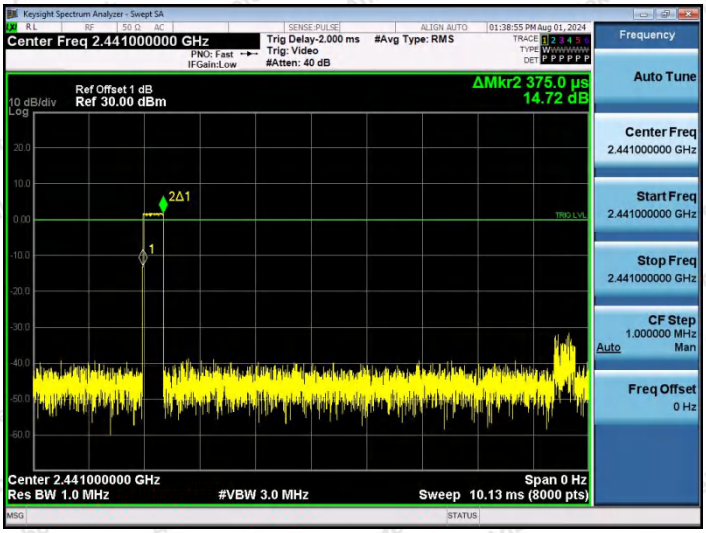

DH1-Ant1-Hop-PASS

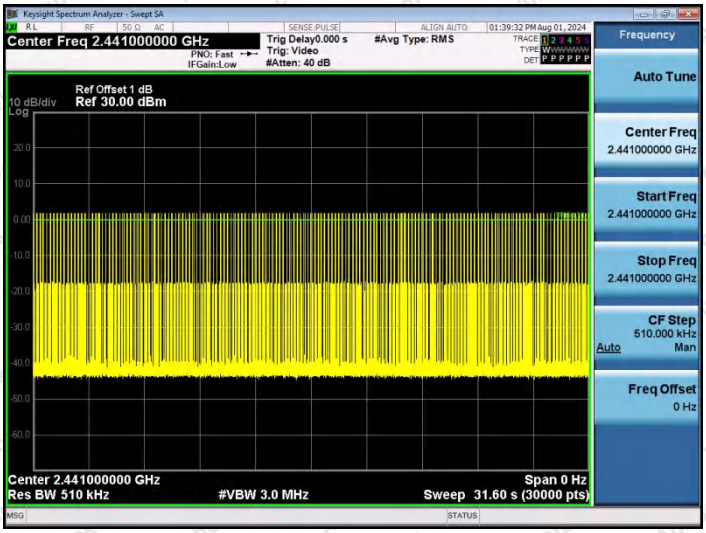

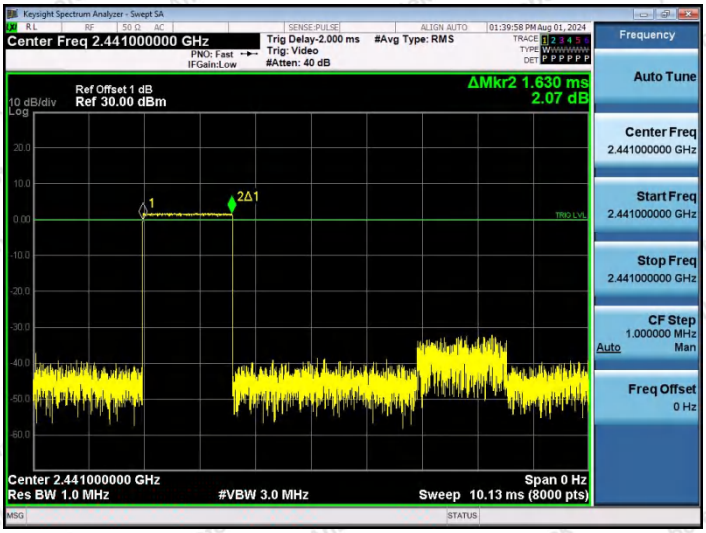

DH3-Ant1-Hop-PASS

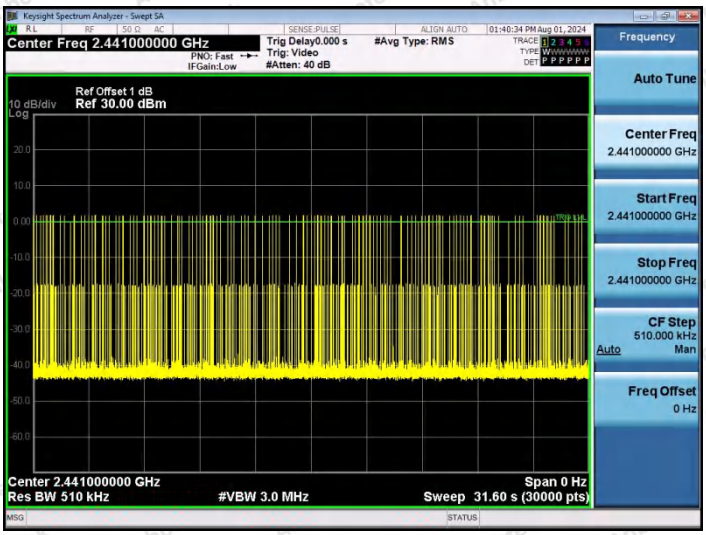

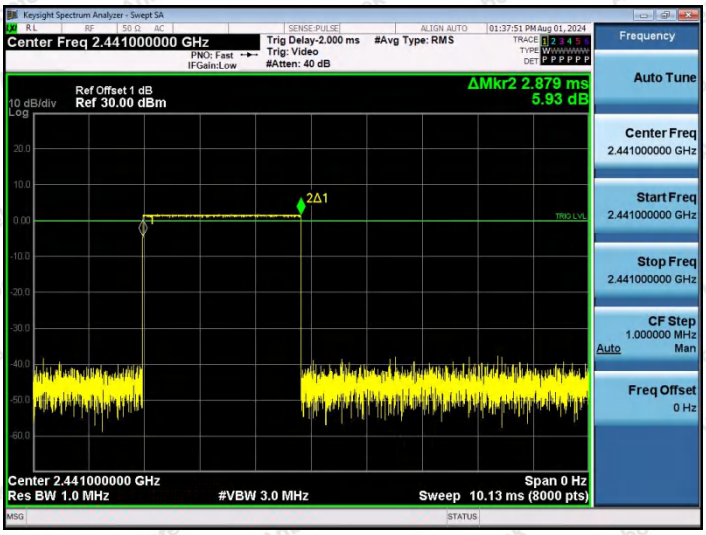

DH5-Ant1-Hop-PASS

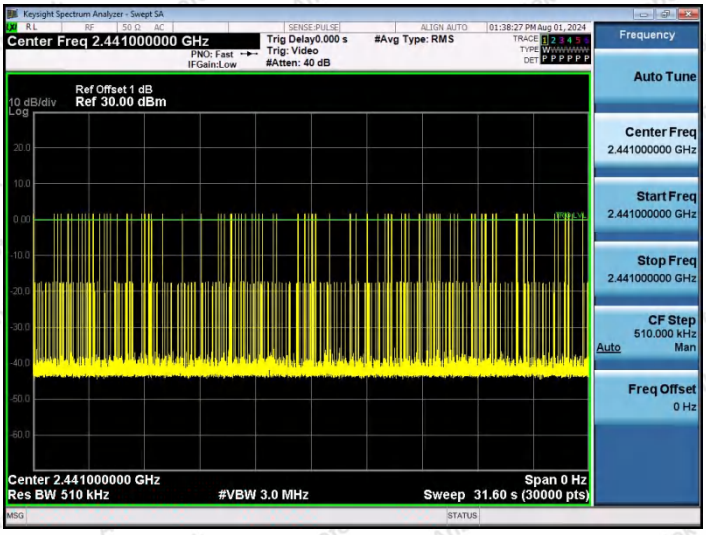

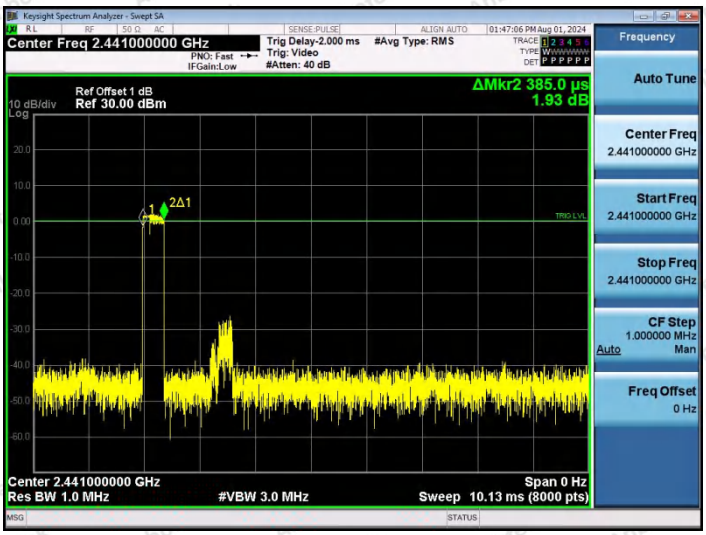

2DH1-Ant1-Hop-PASS

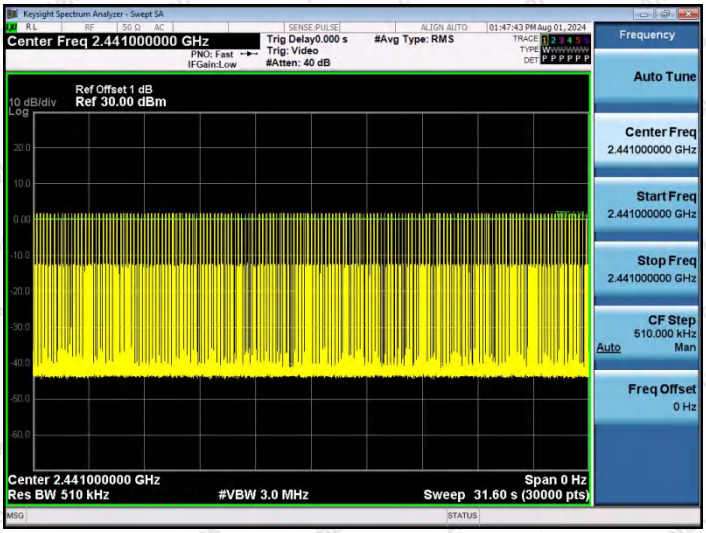

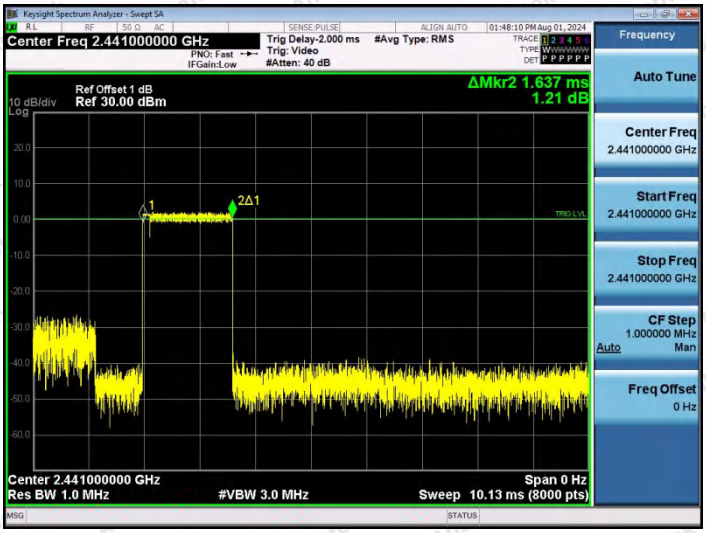

2DH3-Ant1-Hop-PASS

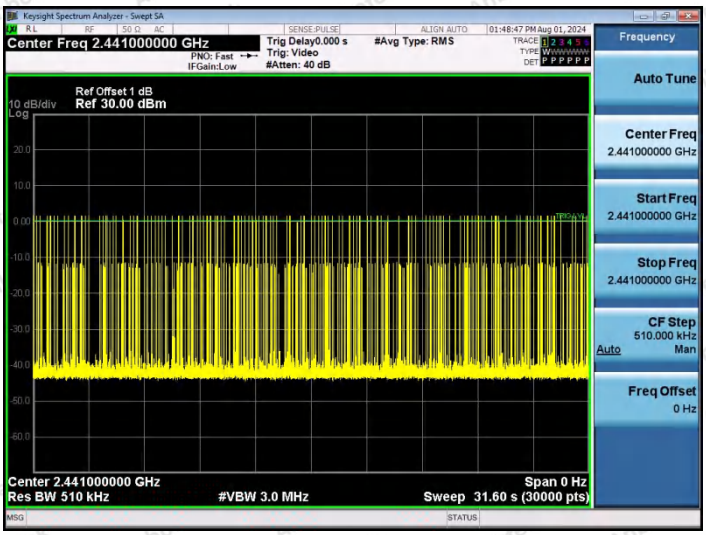

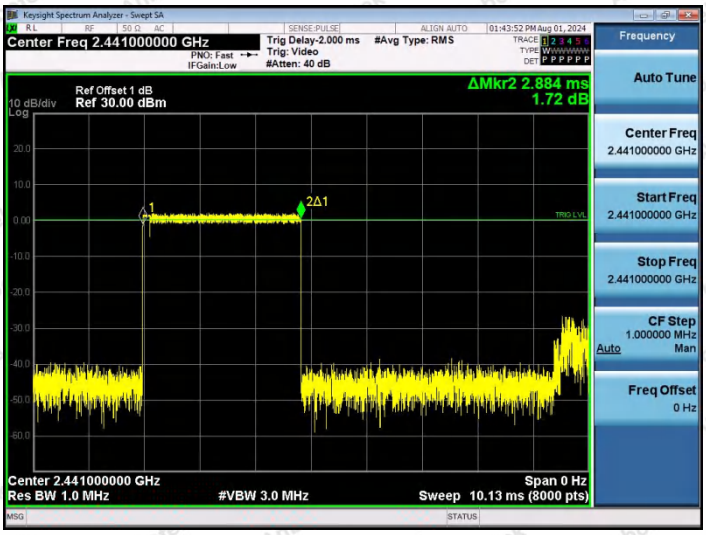

2DH5-Ant1-Hop-PASS

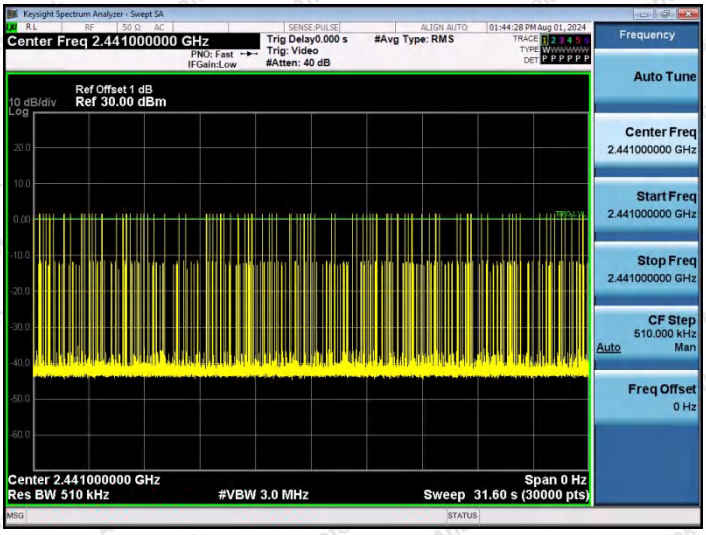

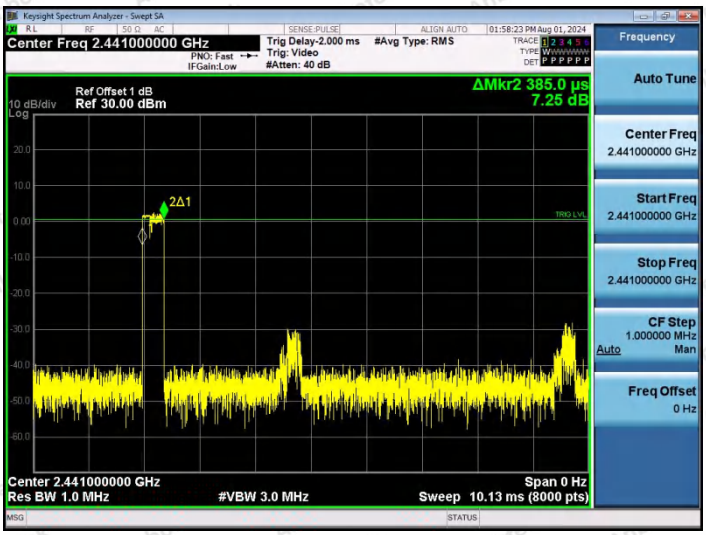

3DH1-Ant1-Hop-PASS

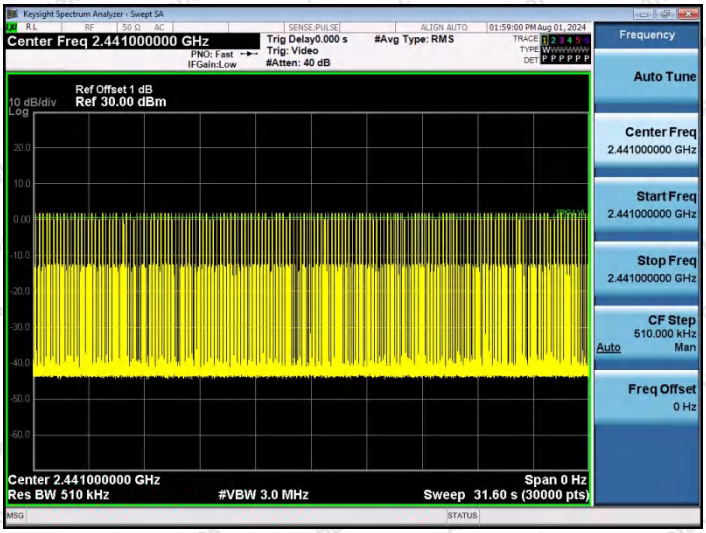

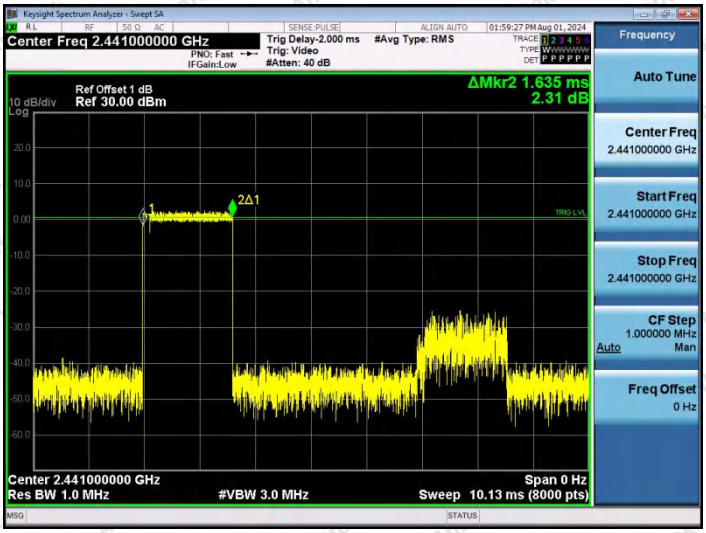

3DH3-Ant1-Hop-PASS

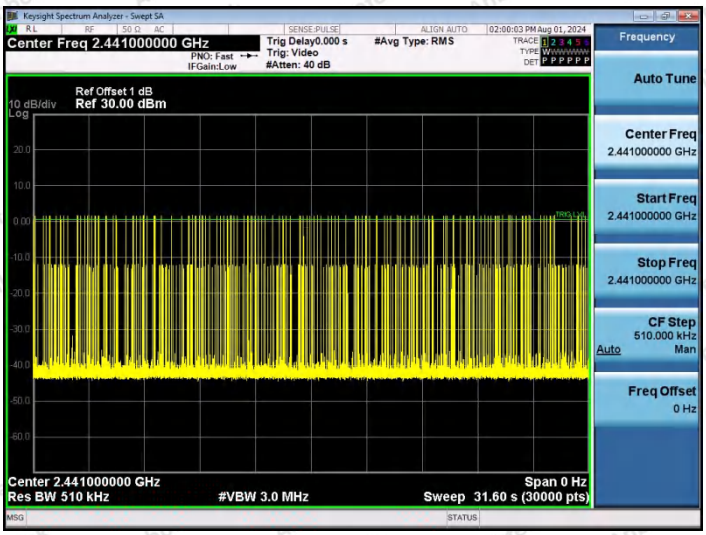

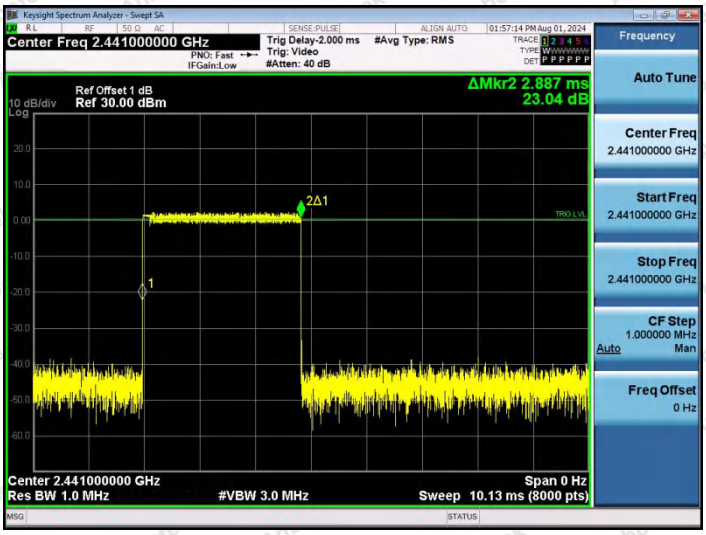

3DH5-Ant1-Hop-PASS

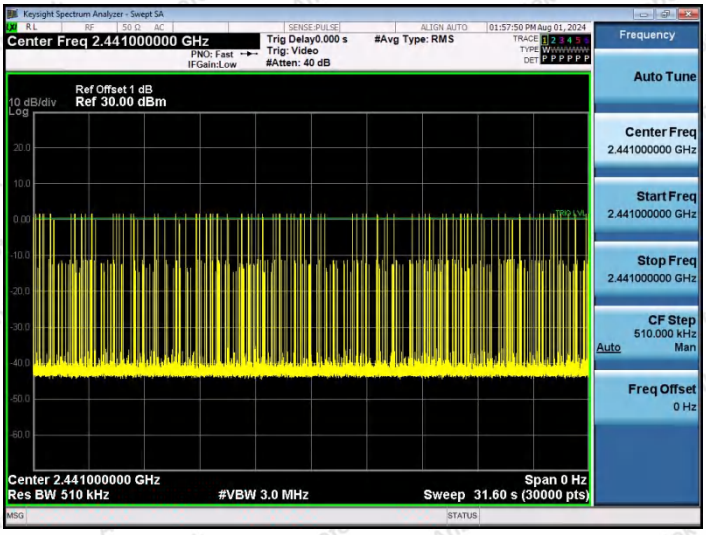

Appendix F: Number of Hopping Channel

Test Result

TestMode	Antenna	Frequency[MHz]	Result[Num]	Limit[Num]	Verdict
DH5	Ant1	Hop	79	≥15	PASS
2DH5	Ant1	Hop	79	≥15	PASS
3DH5	Ant1	Hop	79	≥15	PASS

Test Graphs

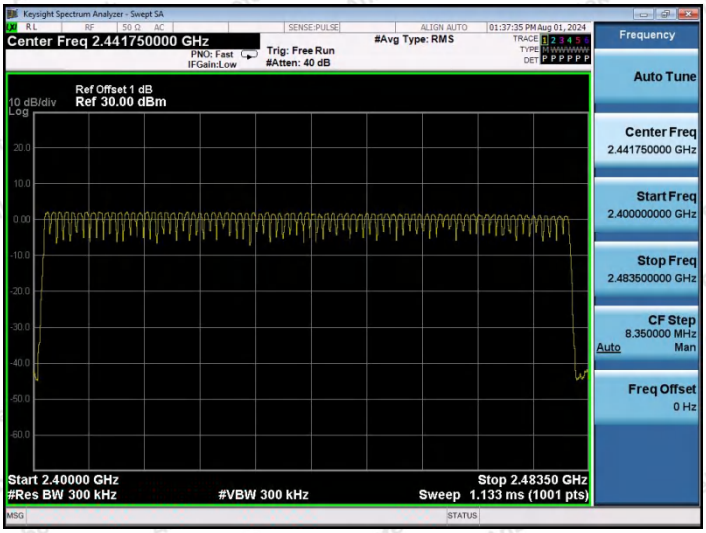

DH5-Ant1-Hop-PASS

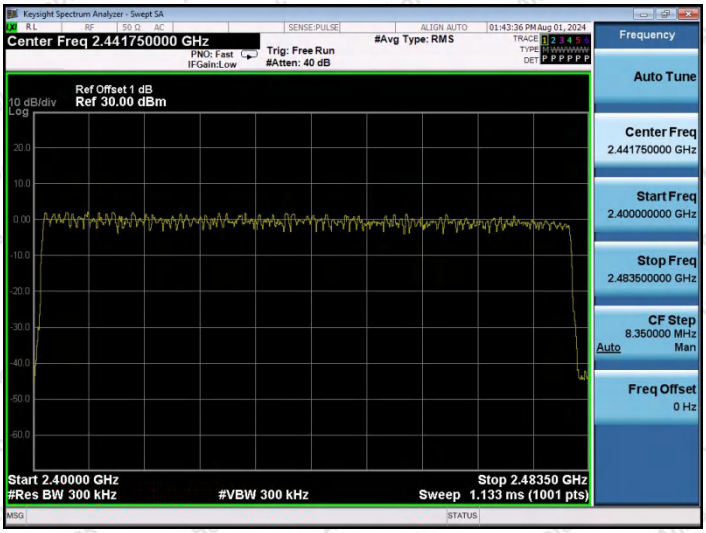

2DH5-Ant1-Hop-PASS

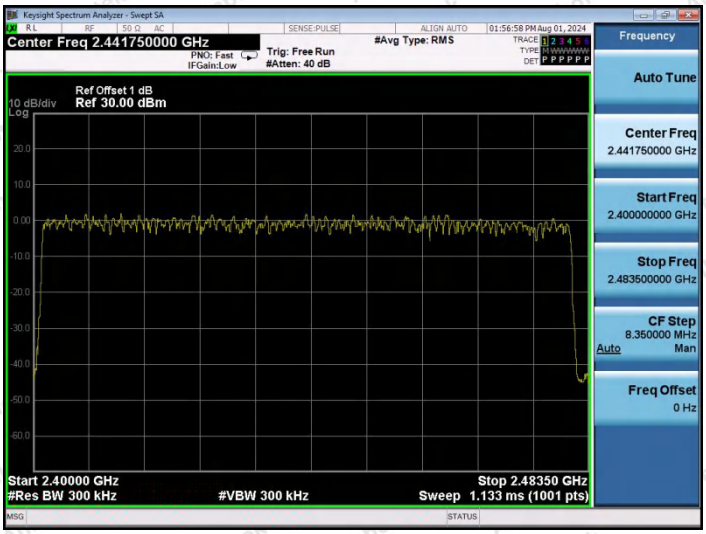

3DH5-Ant1-Hop-PASS

Appendix G: Conducted Band edge

Test Result

TestMode	Antenna	ChName	Frequency[MHz]	RefLevel [dBm]	Result [dBm]	Limit [dBm]	Verdict
DH5	Ant1	Low	2402	1.84	-45.21	≤-18.17	PASS
DH5	Ant1	High	2480	0.69	-46.86	≤-19.31	PASS
DH5	Ant1	Low	Hop_2402	1.33	-45.94	≤-18.68	PASS
DH5	Ant1	High	Hop_2480	1.01	-47.1	≤-18.99	PASS
2DH5	Ant1	Low	2402	1.52	-48	≤-18.48	PASS
2DH5	Ant1	High	2480	-0.51	-48.36	≤-20.51	PASS
2DH5	Ant1	Low	Hop_2402	-0.96	-46.85	≤-20.96	PASS
2DH5	Ant1	High	Hop_2480	0.57	-48.19	≤-19.43	PASS
3DH5	Ant1	Low	2402	0.05	-47.4	≤-19.95	PASS
3DH5	Ant1	High	2480	0.63	-49.31	≤-19.37	PASS
3DH5	Ant1	Low	Hop_2402	-0.38	-47.13	≤-20.38	PASS
3DH5	Ant1	High	Hop_2480	-0.26	-46.52	≤-20.26	PASS

Test Graphs

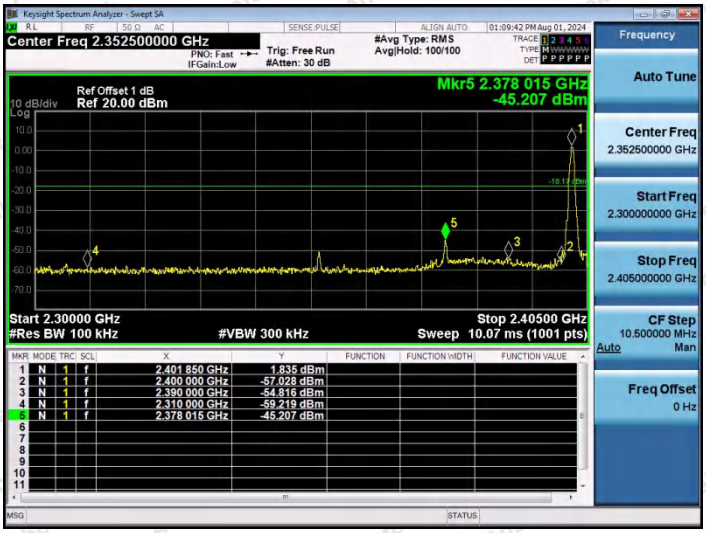

DH5-Ant1-2402-PASS

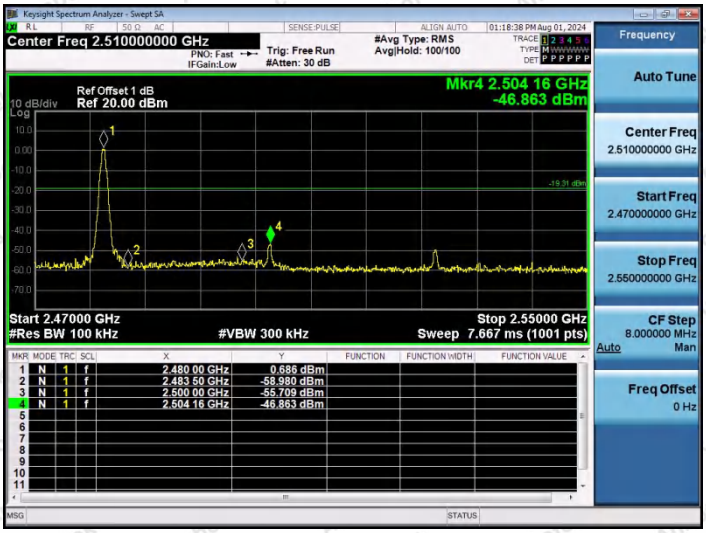

DH5-Ant1-2480-PASS

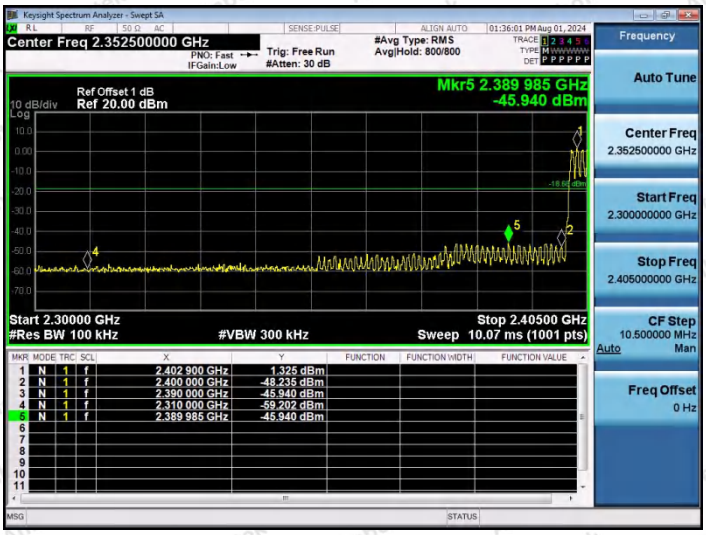

DH5-Ant1-Hop_2402-PASS

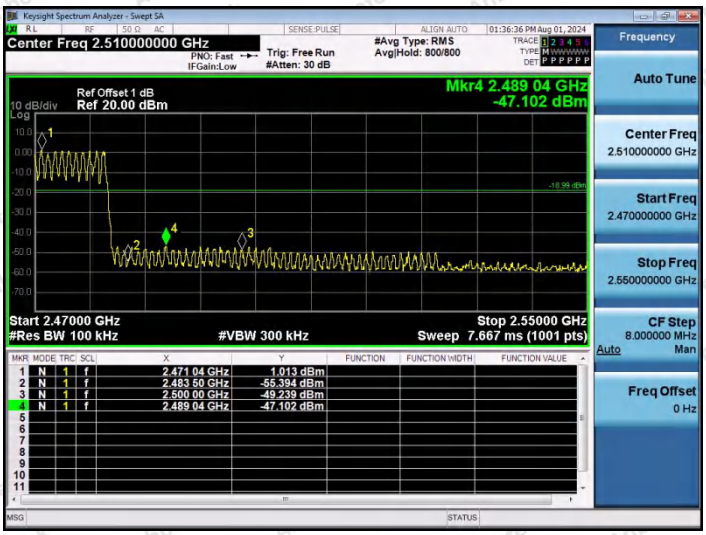

DH5-Ant1-Hop_2480-PASS

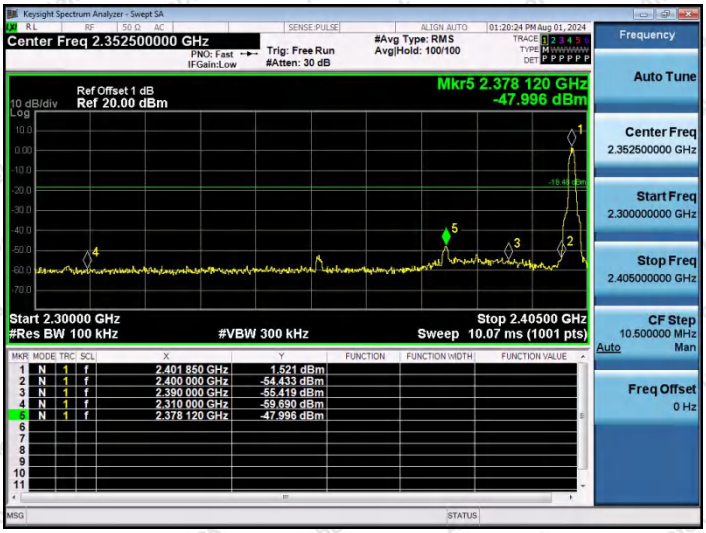

2DH5-Ant1-2402-PASS

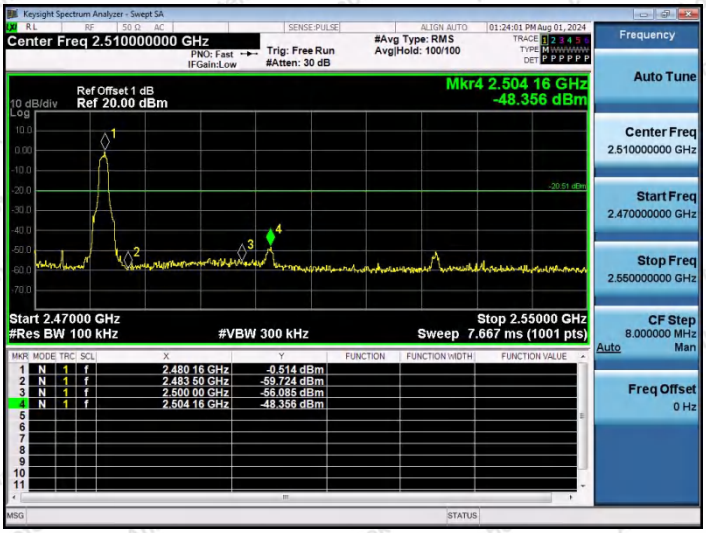

2DH5-Ant1-2480-PASS

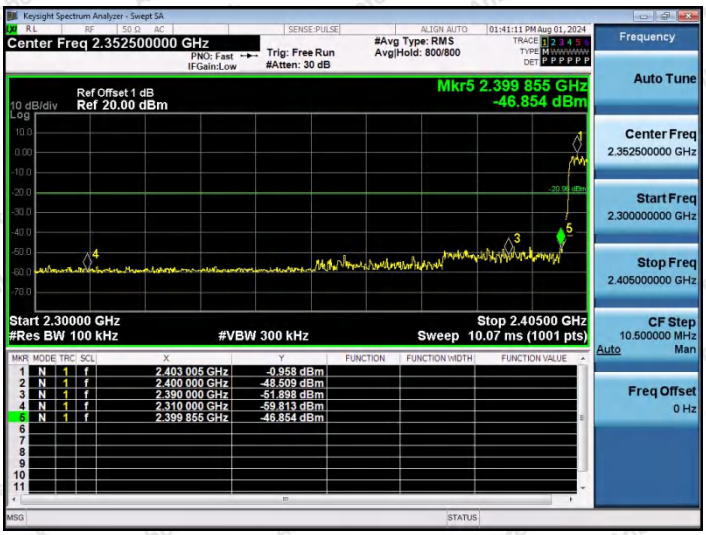

2DH5-Ant1-Hop_2402-PASS

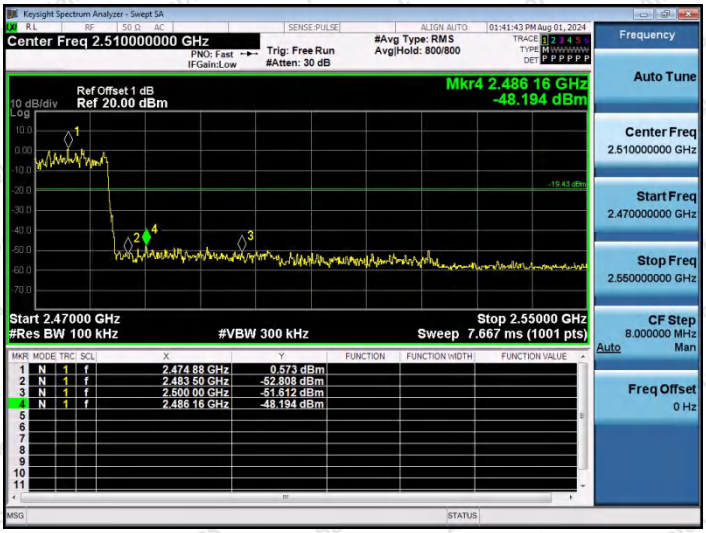

2DH5-Ant1-Hop_2480-PASS

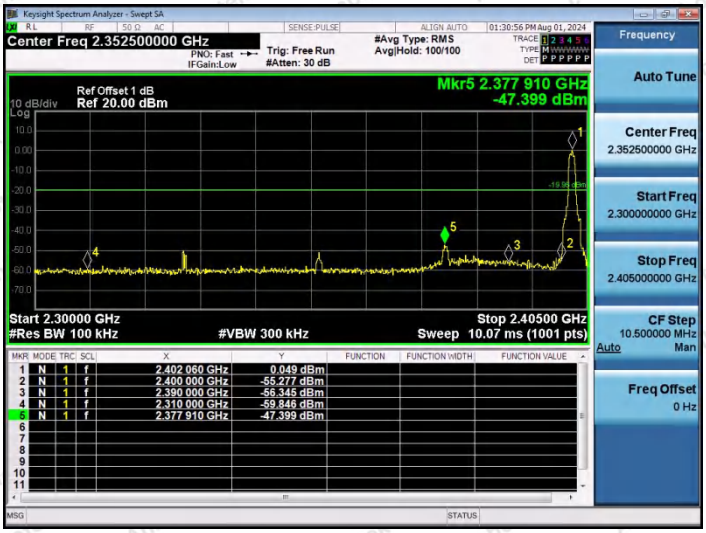

3DH5-Ant1-2402-PASS

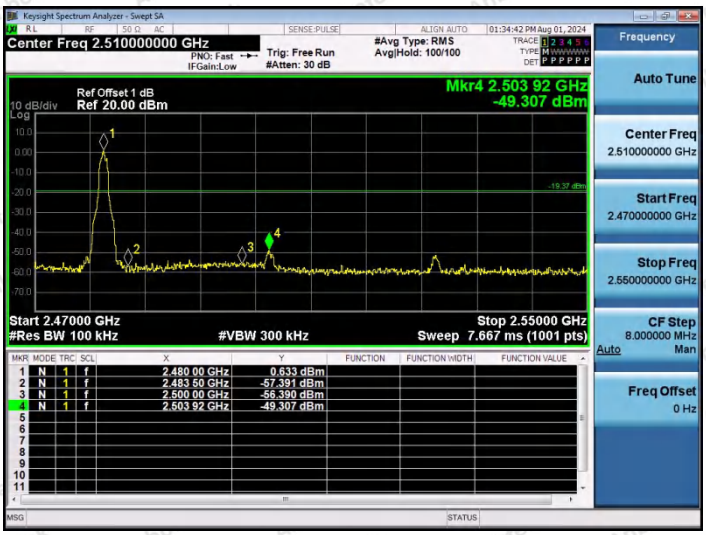

3DH5-Ant1-2480-PASS

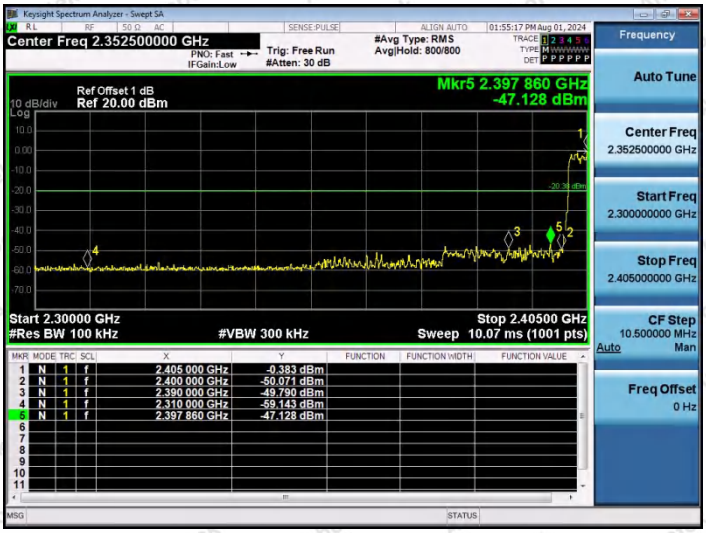

3DH5-Ant1-Hop_2402-PASS

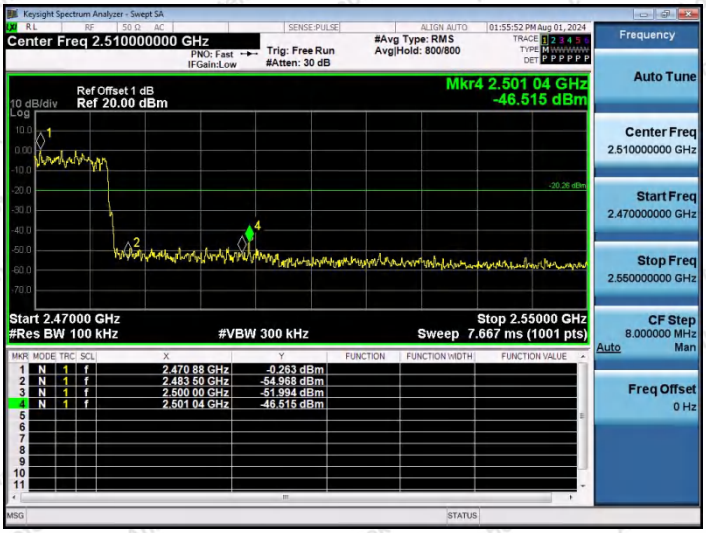

3DH5-Ant1-Hop_2480-PASS

Appendix H: Conducted Spurious Emission

Test Result

TestMode	Antenna	Frequency[MHz]	FreqRange [MHz]	RefLevel [dBm]	Result [dBm]	Limit [dBm]	Verdict
DH5	Ant1	2402	0~Reference	1.45	1.45	---	PASS
DH5	Ant1	2402	30~1000	1.45	-61.39	≤-18.55	PASS
DH5	Ant1	2402	1000~26500	1.45	-36.62	≤-18.55	PASS
DH5	Ant1	2441	0~Reference	1.04	1.04	---	PASS
DH5	Ant1	2441	30~1000	1.04	-64.26	≤-18.96	PASS
DH5	Ant1	2441	1000~26500	1.04	-37.44	≤-18.96	PASS
DH5	Ant1	2480	0~Reference	0.21	0.21	---	PASS
DH5	Ant1	2480	30~1000	0.21	-60.41	≤-19.79	PASS
DH5	Ant1	2480	1000~26500	0.21	-35.66	≤-19.79	PASS
2DH5	Ant1	2402	0~Reference	-0.93	-0.93	---	PASS
2DH5	Ant1	2402	30~1000	-0.93	-63.24	≤-20.93	PASS
2DH5	Ant1	2402	1000~26500	-0.93	-40.66	≤-20.93	PASS
2DH5	Ant1	2441	0~Reference	-2.00	-2.00	---	PASS
2DH5	Ant1	2441	30~1000	-2.00	-67.05	≤-22	PASS
2DH5	Ant1	2441	1000~26500	-2.00	-37.53	≤-22	PASS
2DH5	Ant1	2480	0~Reference	-2.79	-2.79	---	PASS
2DH5	Ant1	2480	30~1000	-2.79	-59.82	≤-22.79	PASS
2DH5	Ant1	2480	1000~26500	-2.79	-39.69	≤-22.79	PASS
3DH5	Ant1	2402	0~Reference	0.78	0.78	---	PASS
3DH5	Ant1	2402	30~1000	0.78	-66.24	≤-19.22	PASS
3DH5	Ant1	2402	1000~26500	0.78	-38.04	≤-19.22	PASS
3DH5	Ant1	2441	0~Reference	0.29	0.29	---	PASS
3DH5	Ant1	2441	30~1000	0.29	-60.53	≤-19.71	PASS
3DH5	Ant1	2441	1000~26500	0.29	-40.09	≤-19.71	PASS
3DH5	Ant1	2480	0~Reference	0.19	0.19	---	PASS
3DH5	Ant1	2480	30~1000	0.19	-61.41	≤-19.81	PASS
3DH5	Ant1	2480	1000~26500	0.19	-40.13	≤-19.81	PASS

Test Graphs

DH5-Ant1-2402-0~Reference-PASS

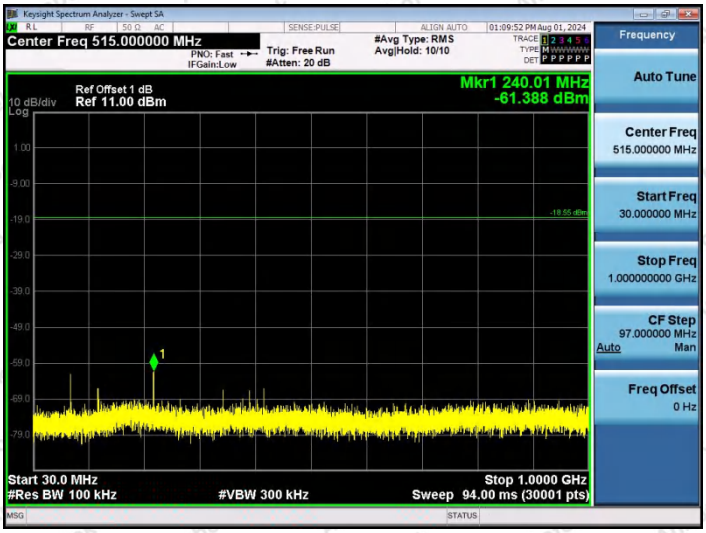

DH5-Ant1-2402-30~1000-PASS

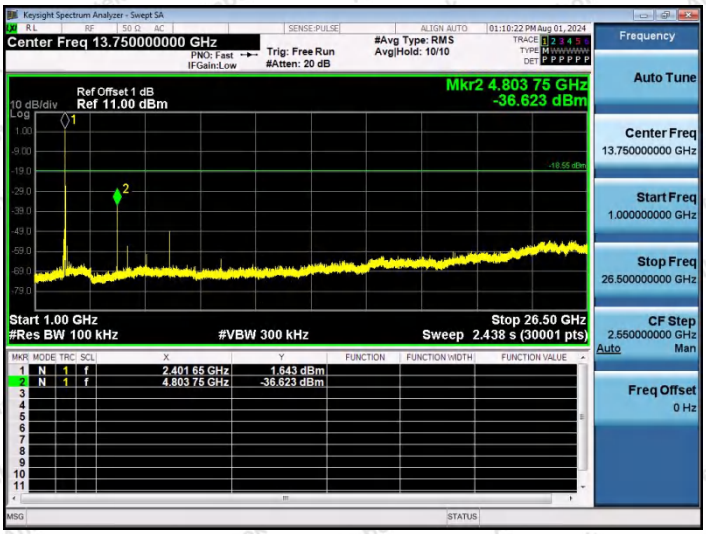

DH5-Ant1-2402-1000~26500-PASS

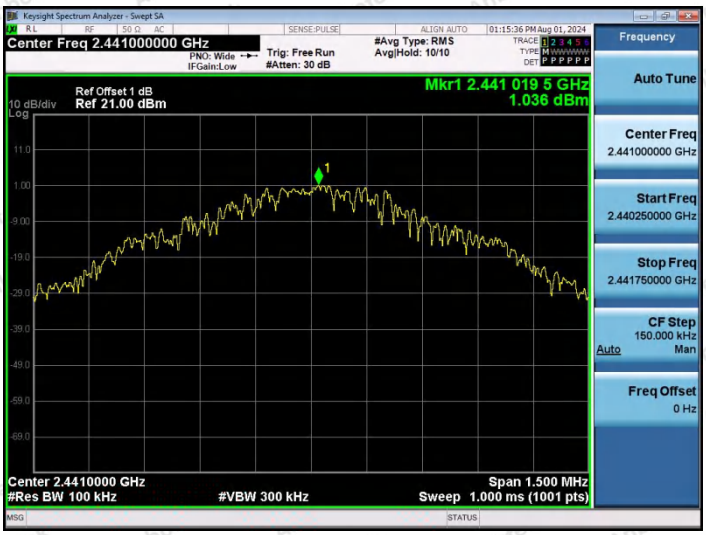

DH5-Ant1-2441-0~Reference-PASS

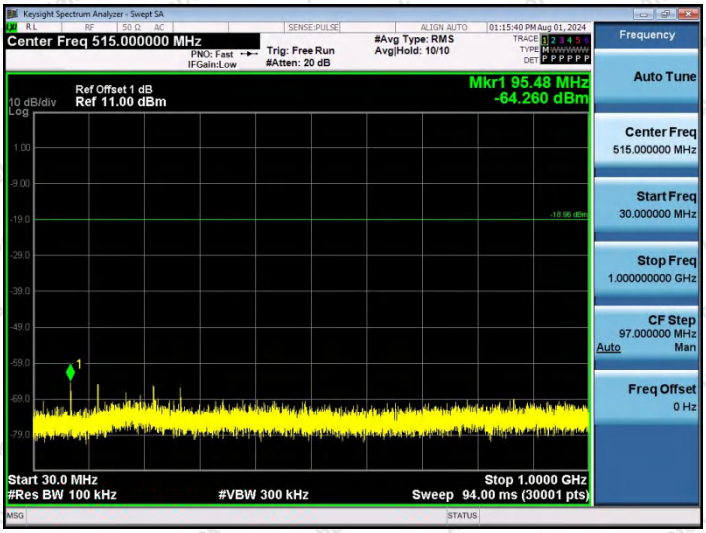

DH5-Ant1-2441-30~1000-PASS

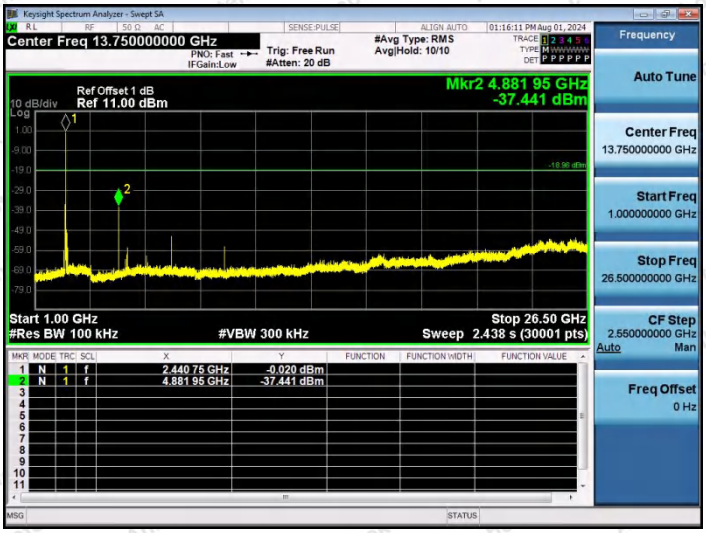

DH5-Ant1-2441-1000~26500-PASS

DH5-Ant1-2480-0~Reference-PASS

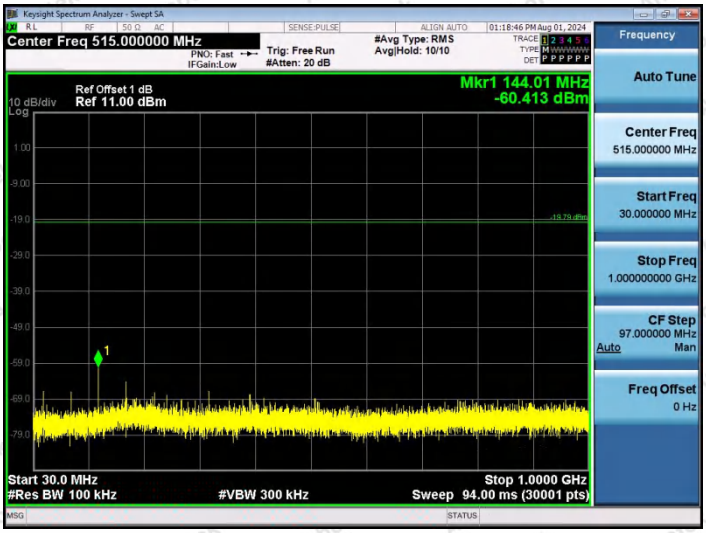

DH5-Ant1-2480-30~1000-PASS

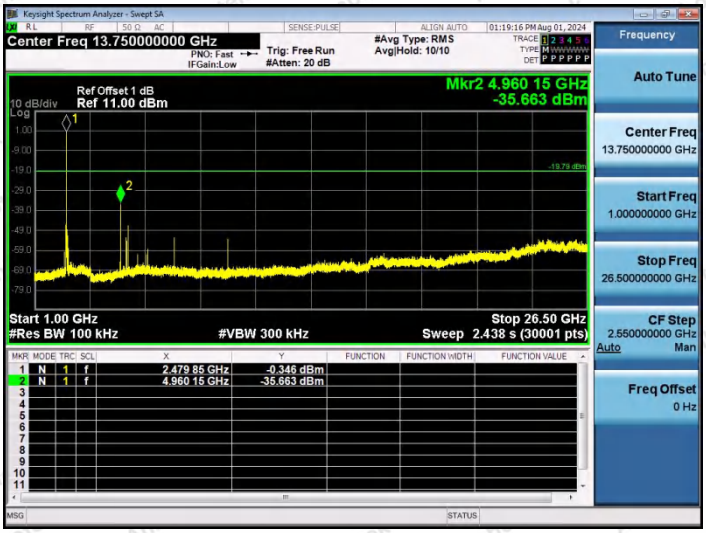

DH5-Ant1-2480-1000~26500-PASS

2DH5-Ant1-2402-0~Reference-PASS

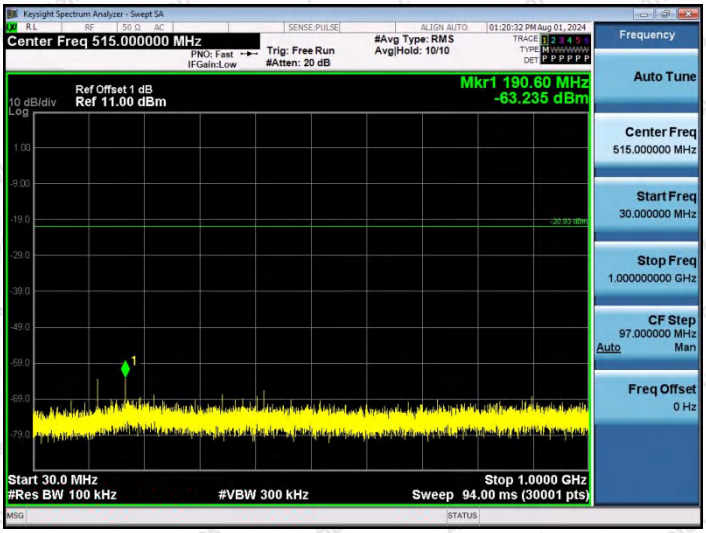

2DH5-Ant1-2402-30~1000-PASS

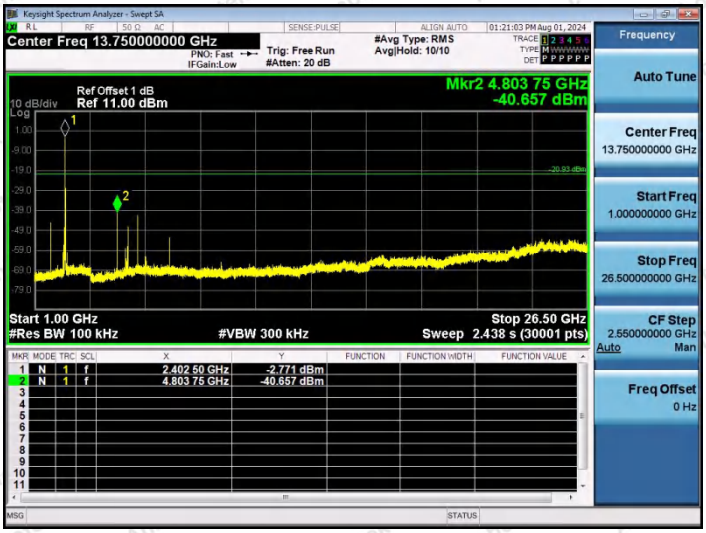

2DH5-Ant1-2402-1000~26500-PASS

2DH5-Ant1-2441-0~Reference-PASS

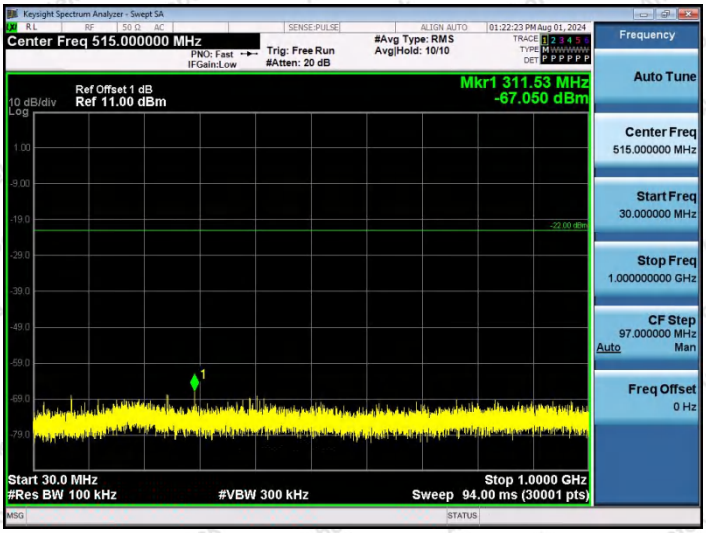

2DH5-Ant1-2441-30~1000-PASS

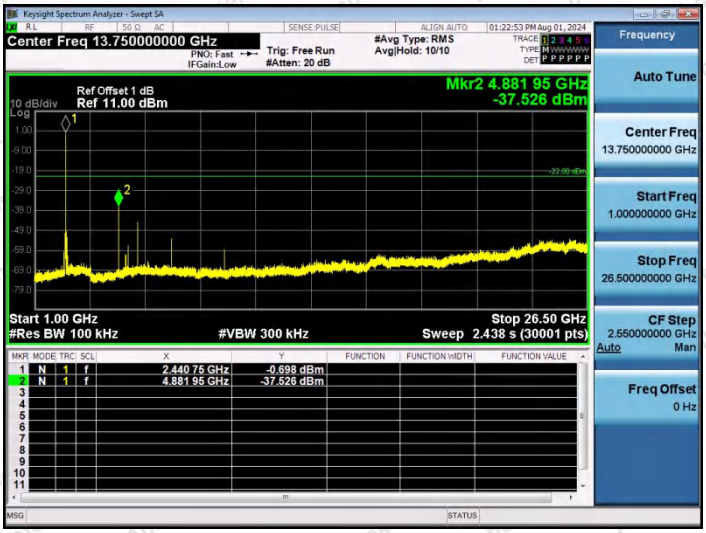

2DH5-Ant1-2441-1000~26500-PASS

2DH5-Ant1-2480-0~Reference-PASS

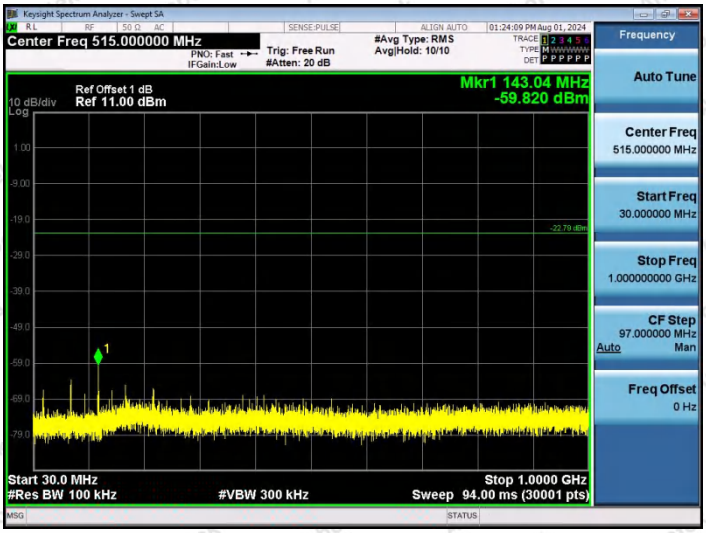

2DH5-Ant1-2480-30~1000-PASS

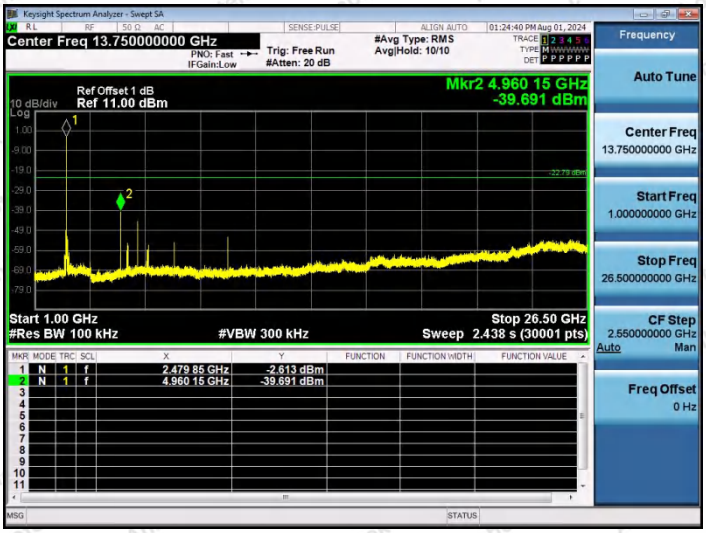

2DH5-Ant1-2480-1000~26500-PASS

3DH5-Ant1-2402-0~Reference-PASS

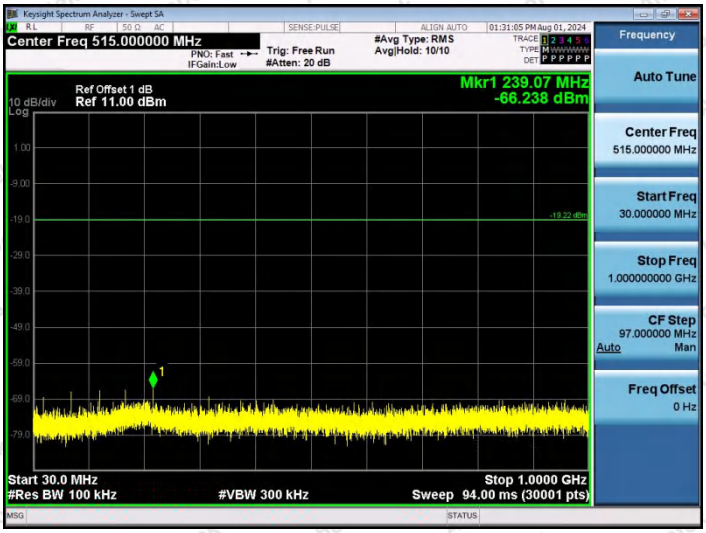

3DH5-Ant1-2402-30~1000-PASS

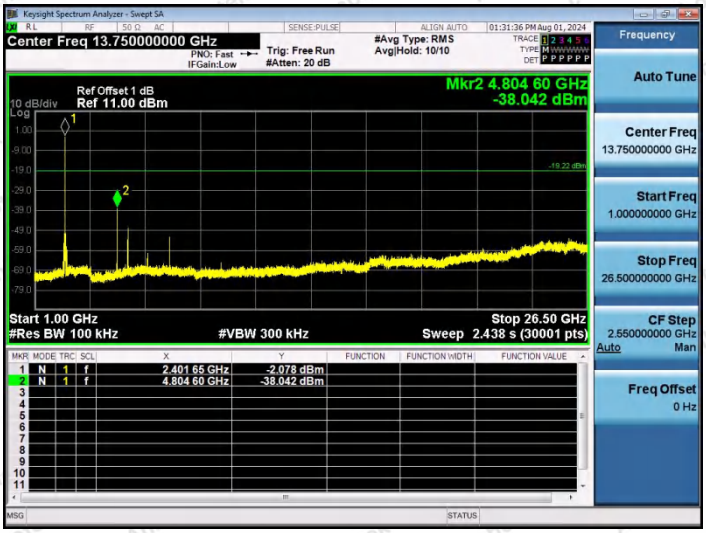

3DH5-Ant1-2402-1000~26500-PASS

3DH5-Ant1-2441-0~Reference-PASS

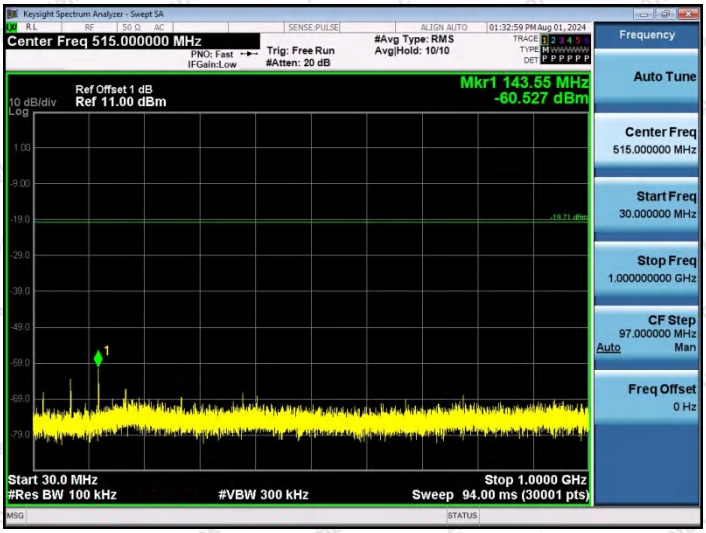

3DH5-Ant1-2441-30~1000-PASS

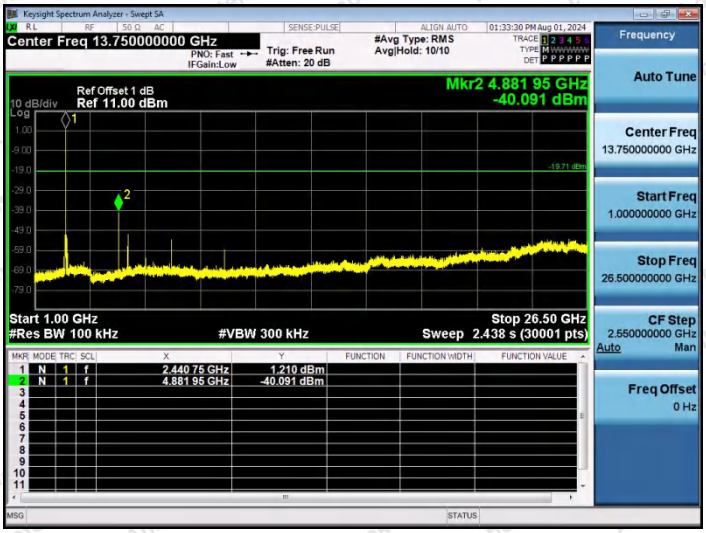

3DH5-Ant1-2441-1000~26500-PASS

3DH5-Ant1-2480-0~Reference-PASS

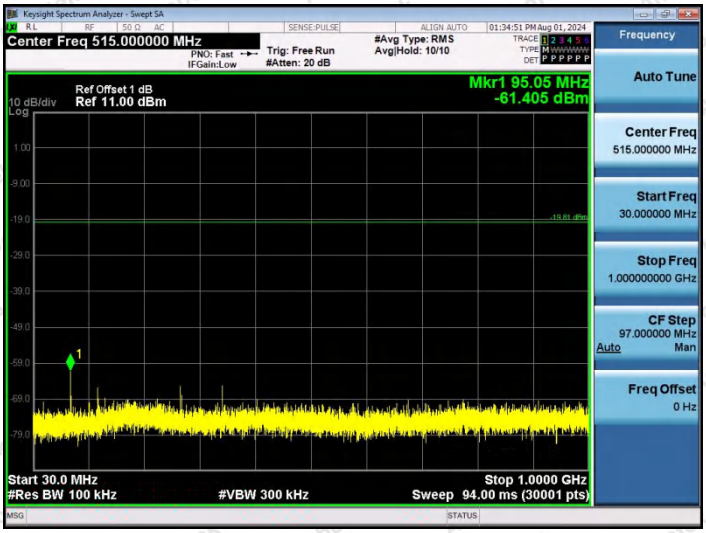

3DH5-Ant1-2480-30~1000-PASS

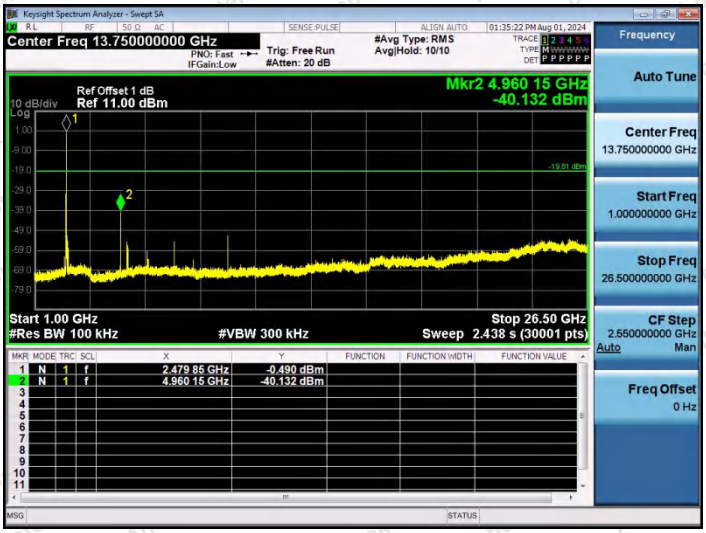

3DH5-Ant1-2480-1000~26500-PASS

Appendix I: Duty Cycle

Test Result

TestMode	Antenna	Frequency[MHz]	ON Time [ms]	Period [ms]	Duty Cycle [%]	Duty Cycle Factor[dB]
DH5	Ant1	2402	2.88	3.75	76.80	1.15
DH5	Ant1	2441	2.88	3.75	76.80	1.15
DH5	Ant1	2480	2.88	3.74	77.01	1.13
2DH5	Ant1	2402	2.88	3.75	76.80	1.15
2DH5	Ant1	2441	2.88	3.74	77.01	1.13
2DH5	Ant1	2480	2.88	3.75	76.80	1.15
3DH5	Ant1	2402	2.89	3.75	77.07	1.13
3DH5	Ant1	2441	2.89	3.75	77.07	1.13
3DH5	Ant1	2480	2.89	3.75	77.07	1.13

Test Graphs

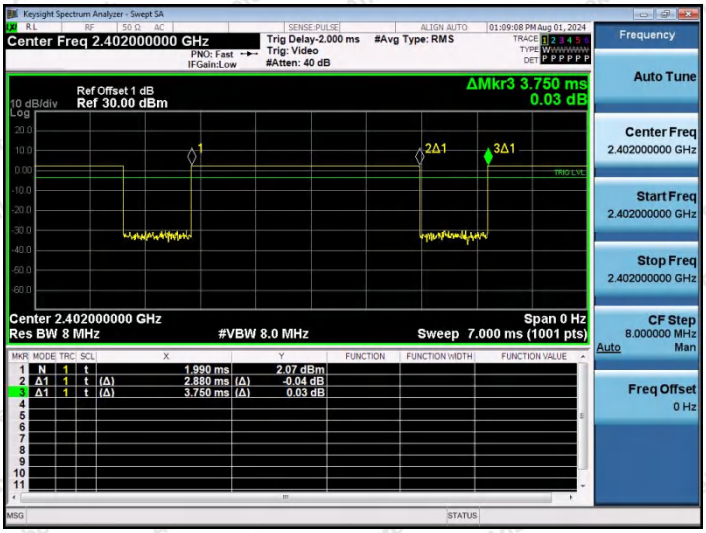

NTNV-DH5-Ant1-2402

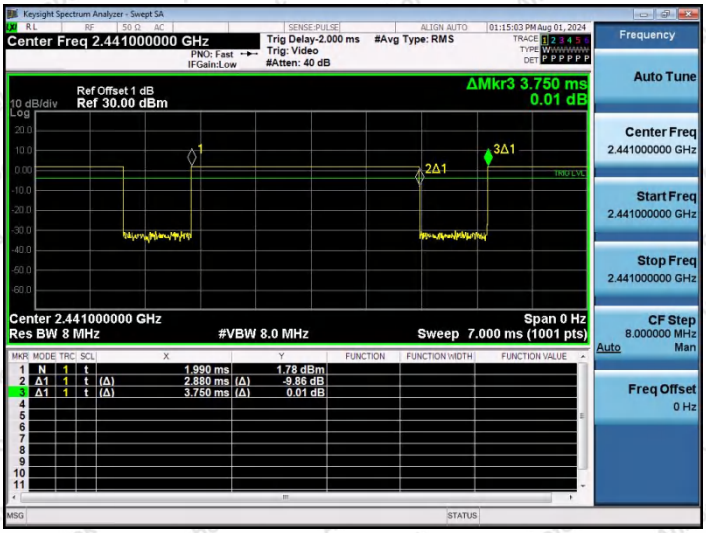

NTNV-DH5-Ant1-2441

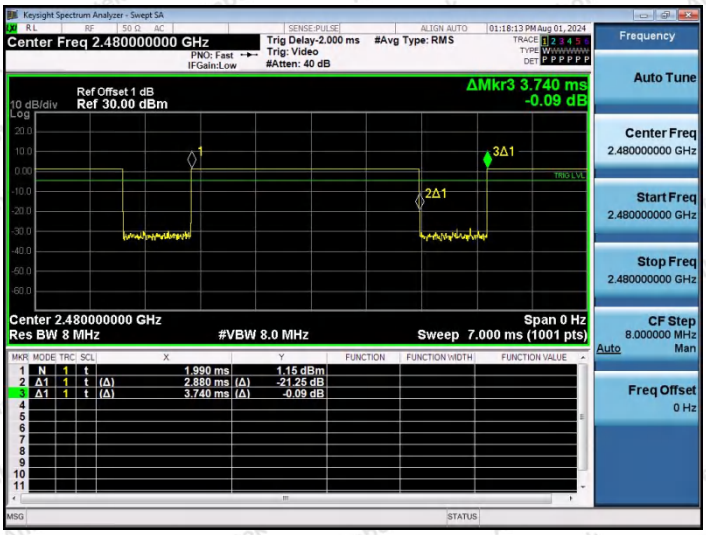

NTNV-DH5-Ant1-2480

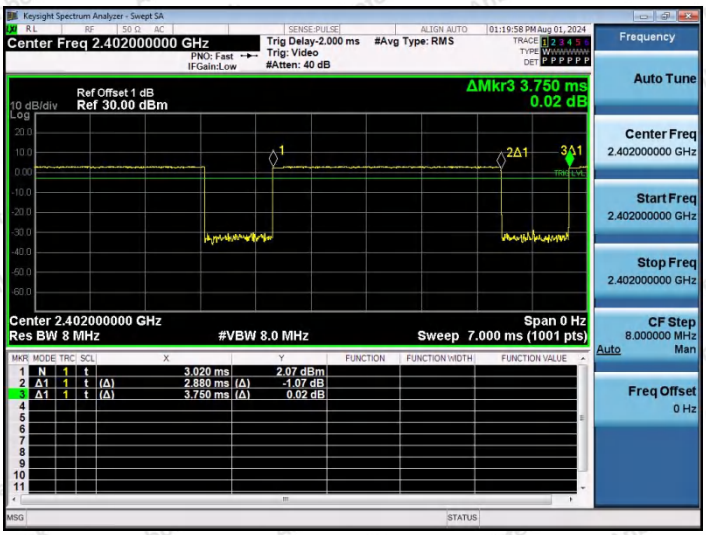

NTNV-2DH5-Ant1-2402

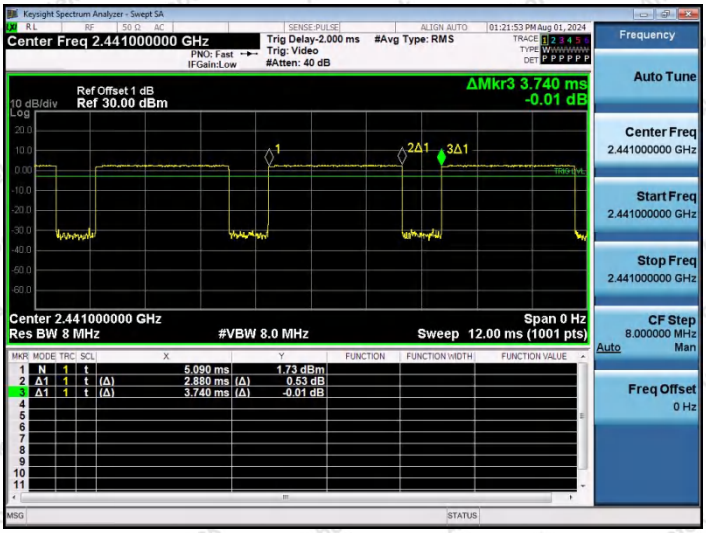

NTNV-2DH5-Ant1-2441

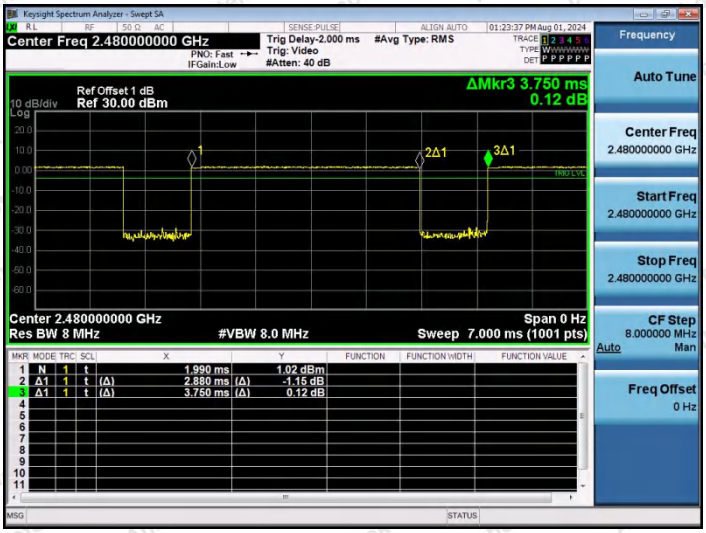

NTNV-2DH5-Ant1-2480

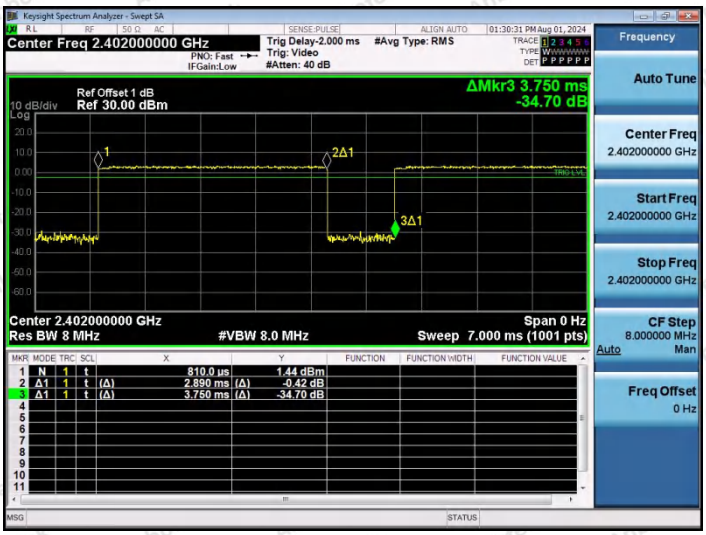

NTNV-3DH5-Ant1-2402

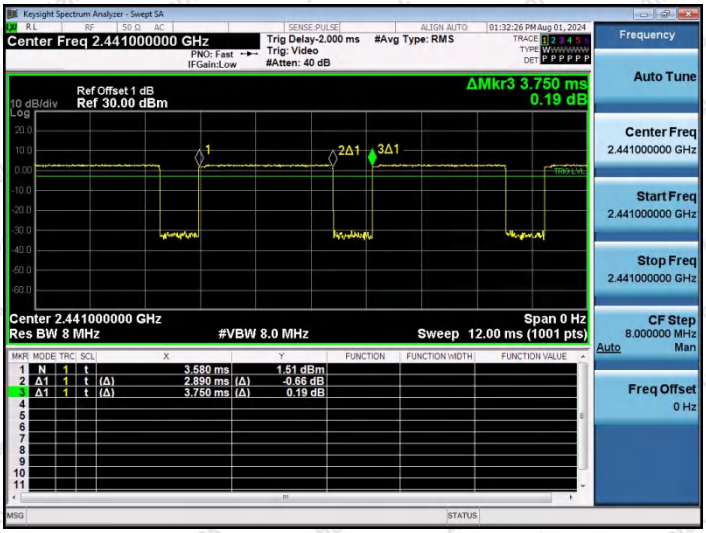

NTNV-3DH5-Ant1-2441

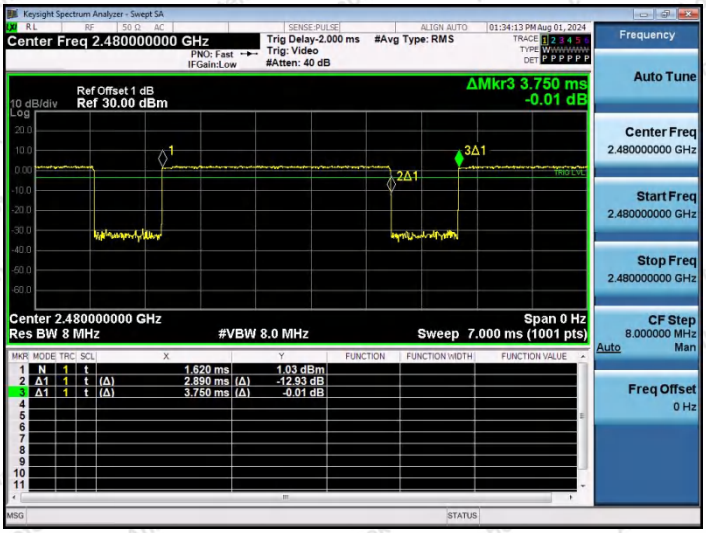

NTNV-3DH5-Ant1-2480

---End---