Appendix B

Detailed Test Results

1. GSM
GSM850 for Head& Body
GSM1900 for Head& Body
2. WCDMA
WCDMA Band II for Head& Body
WCDMA Band IV for Head& Body
WCDMA Band V for Head& Body
3. LTE
LTE Band 2 for Head& Body
LTE Band 4 for Head& Body
LTE Band 5 for Head& Body
LTE Band 7 for Head& Body
LTE Band 17 for Head& Body
LTE Band 38 for Head& Body
LTE Band 41 for Head& Body
LTE Band 66 for Head& Body
4. WIFI
WIFI 2.4GHz for Head& Body
WIFI 5.2GHz for Head& Body
WIFI 5.3GHz for Head& Body
WIFI 5.8GHz for Head& Body

Date: 2024/06/24

Test Laboratory: LCS-SAR Lab

GSM 850 251CH Right Cheek

DUT: TABLET PC; Type: TEO8M4BK64; Serial: A240613055-1

Communication System: UID 0, GSM (0); Frequency: 848.8 MHz;Duty Cycle: 1: 1
Medium parameters used: f = 848.8 MHz; σ = 0.924 S/m; ε_r = 41.741; ρ = 1000 kg/m^3
Phantom section: Right Section

DASY Configuration:

- Probe: EX3DV4 - SN3805; ConvF(9.26, 9.26, 9.26); Calibrated: 2023/11/23;
- Sensor-Surface: 2mm (Mechanical Surface Detection)
- Electronics: DAE3 Sn373; Calibrated: 2024/1/3
- Phantom: SAM v5.0; Type: SAM; Serial: 1850
- DASY52 52.8.8(1222); SEMCAD X 14.6.10(7331)

Configuration/Unnamed procedure/Area Scan (8x10x1): Measurement grid: dx=15mm, dy=15mm
Maximum value of SAR (measured) = 0.258 W/kg

Configuration/Unnamed procedure/Zoom Scan (5x5x7)/Cube 0: Measurement grid: dx=8mm, dy=8mm, dz=5mm
Reference Value = 10.31 V/m; Power Drift = 0.12 dB
Peak SAR (extrapolated) = 0.716 W/kg
SAR(1 g) = 0.237 W/kg; SAR(10 g) = 0.106 W/kg

Maximum value of SAR (measured) = 0.269 W/kg



Date: 2024/06/24

Test Laboratory: LCS-SAR Lab

GSM 850 GPRS 3TX 190CH Rear side 0mm

DUT: TABLET PC; Type: TEO8M4BK64; Serial: A240613055-1

Communication System: UID 0, GSM (0); Frequency: 836.6 MHz;Duty Cycle: 1: 2.77
Medium parameters used: f = 836.6 MHz; σ = 0.903 S/m; ε_r = 41.577; ρ = 1000 kg/m^3
Phantom section: Flat Section

DASY Configuration:

- Probe: EX3DV4 - SN3805; ConvF(9.26, 9.26, 9.26); Calibrated: 2023/11/23;
- Sensor-Surface: 2mm (Mechanical Surface Detection)
- Electronics: DAE3 Sn373; Calibrated: 2024/1/3
- Phantom: SAM v5.0; Type: SAM; Serial: 1850
- DASY52 52.8.8(1222); SEMCAD X 14.6.10(7331)

Configuration/Unnamed procedure/Area Scan (8x11x1): Measurement grid: dx=15mm, dy=15mm
Maximum value of SAR (measured) = 0.719 W/kg

Configuration/Unnamed procedure/Zoom Scan (5x5x7)/Cube 0: Measurement grid: dx=8mm, dy=8mm, dz=5mm
Reference Value = 23.08 V/m; Power Drift = 0.01 dB
Peak SAR (extrapolated) = 0.915 W/kg
SAR(1 g) = 0.683 W/kg; SAR(10 g) = 1.06 W/kg

Maximum value of SAR (measured) = 0.724W/kg

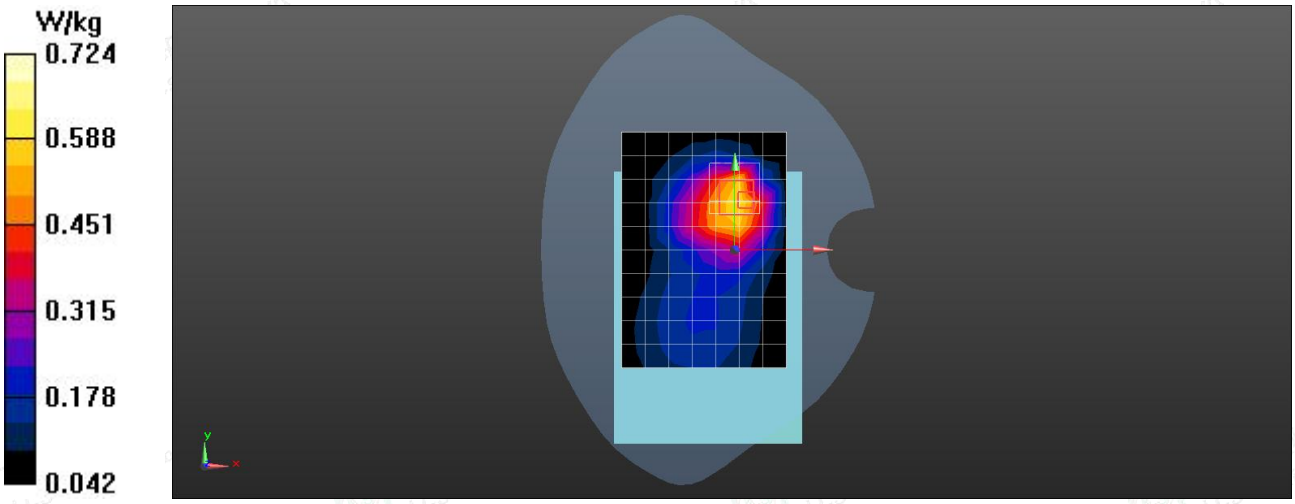

Date: 2024/07/1

Test Laboratory: LCS-SAR Lab

GSM 1900 810CH Right Cheek

DUT: TABLET PC; Type: TEO8M4BK64; Serial: A240613055-1

Communication System: UID 0, GSM (0); Frequency: 1909.8 MHz;Duty Cycle: 1: 1
Medium parameters used: f = 1909.8 MHz; σ = 1.415 S/m; ε_r = 40.031; ρ = 1000 kg/m^3
Phantom section: Right Section

DASY Configuration:

- Probe: EX3DV4 - SN3805; ConvF(7.85, 7.85, 7.85); Calibrated: 2023/11/23;
- Sensor-Surface: 2mm (Mechanical Surface Detection)
- Electronics: DAE3 Sn373; Calibrated: 2024/1/3
- Phantom: SAM v5.0; Type: SAM; Serial: 1850
- DASY52 52.8.8(1222); SEMCAD X 14.6.10(7331)

Configuration/Unnamed procedure/Area Scan (7x10x1): Measurement grid: dx=15mm, dy=15mm
Maximum value of SAR (measured) = 0.201 W/kg

Configuration/Unnamed procedure/Zoom Scan (5x5x7)/Cube 0: Measurement grid: dx=8mm, dy=8mm, dz=5mm
Reference Value = 4.902 V/m; Power Drift = 0.12 dB
Peak SAR (extrapolated) = 0.265 W/kg
SAR(1 g) = 0.175 W/kg; SAR(10 g) = 0.108 W/kg
Maximum value of SAR (measured) = 0.203 W/kg



Date: 2024/07/1

Test Laboratory: LCS-SAR Lab

GSM 1900 GPRS 3TX 661CH Rear side 0mm

DUT: TABLET PC; Type: TEO8M4BK64; Serial: A240613055-1

Communication System: UID 0, GSM (0); Frequency: 1880 MHz;Duty Cycle: 1: 2.77
Medium parameters used: f = 1880 MHz; σ = 1.414 S/m; ε_r = 40.249; ρ = 1000 kg/m^3
Phantom section: Flat Section

DASY Configuration:

- Probe: EX3DV4 - SN3805; ConvF(7.85, 7.85, 7.85); Calibrated: 2023/11/23;
- Sensor-Surface: 2mm (Mechanical Surface Detection)
- Electronics: DAE3 Sn373; Calibrated: 2024/1/3
- Phantom: SAM v5.0; Type: SAM; Serial: 1850
- DASY52 52.8.8(1222); SEMCAD X 14.6.10(7331)

Configuration/Unnamed procedure/Area Scan (8x11x1): Measurement grid: dx=15mm, dy=15mm
Maximum value of SAR (measured) = 0.728 W/kg

Configuration/Unnamed procedure/Zoom Scan (5x5x7)/Cube 0: Measurement grid: dx=8mm, dy=8mm, dz=5mm
Reference Value = 17.08 V/m; Power Drift = 0.15 dB
Peak SAR (extrapolated) = 1.20 W/kg
SAR(1 g) = 0.703 W/kg; SAR(10 g) = 0.369 W/kg

Maximum value of SAR (measured) = 0.736 W/kg

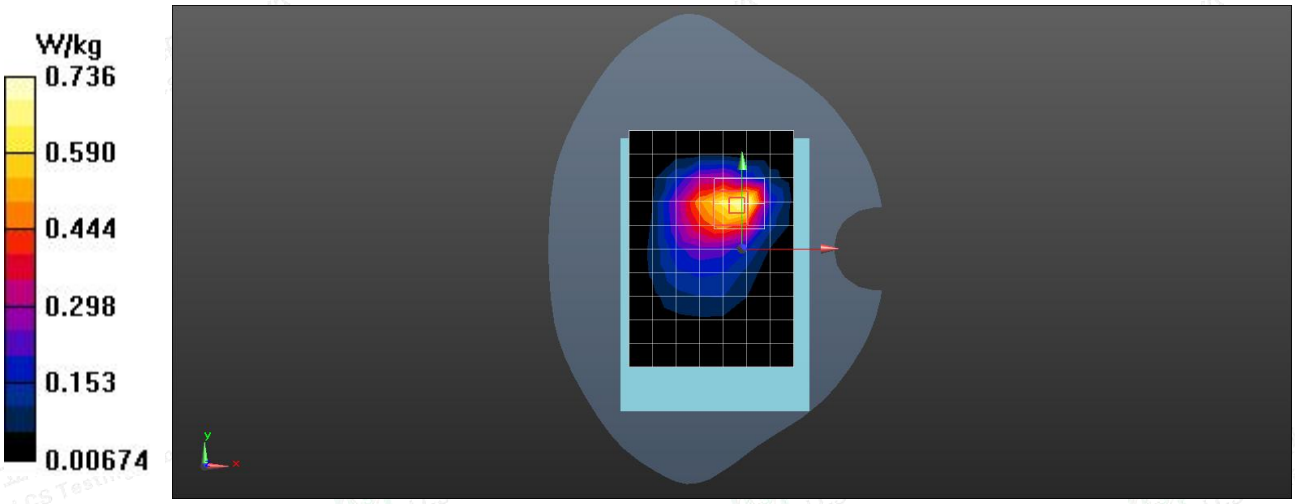

Date: 2024/07/1

Test Laboratory: LCS-SAR Lab

WCDMA Band II RMC 9538CH Right Cheek

DUT: TABLET PC; Type: TEO8M4BK64; Serial: A240613055-1

Communication System: UID 0, WCDMA (0); Frequency: 1907.6 MHz;Duty Cycle: 1:1
Medium parameters used: f = 1907.6 MHz; σ = 1.429 S/m; ε_r = 40.001; ρ = 1000 kg/m^3
Phantom section: Right Section

DASY Configuration:

- Probe: EX3DV4 - SN3805; ConvF(7.85, 7.85, 7.85); Calibrated: 2023/11/23;
- Sensor-Surface: 2mm (Mechanical Surface Detection)
- Electronics: DAE3 Sn373; Calibrated: 2024/1/3
- Phantom: SAM v5.0; Type: SAM; Serial: 1850
- DASY52 52.8.8(1222); SEMCAD X 14.6.10(7331)

Configuration/Unnamed procedure/Area Scan (7x10x1): Measurement grid: dx=15mm, dy=15mm
Maximum value of SAR (measured) = 0.321 W/kg

Configuration/Unnamed procedure/Zoom Scan (5x5x7)/Cube 0: Measurement grid: dx=8mm, dy=8mm, dz=5mm
Reference Value = 6.364 V/m; Power Drift = -0.17 dB
Peak SAR (extrapolated) = 0.693 W/kg
SAR(1 g) = 0.271 W/kg; SAR(10 g) = 0.115 W/kg
Maximum value of SAR (measured) = 0.324 W/kg

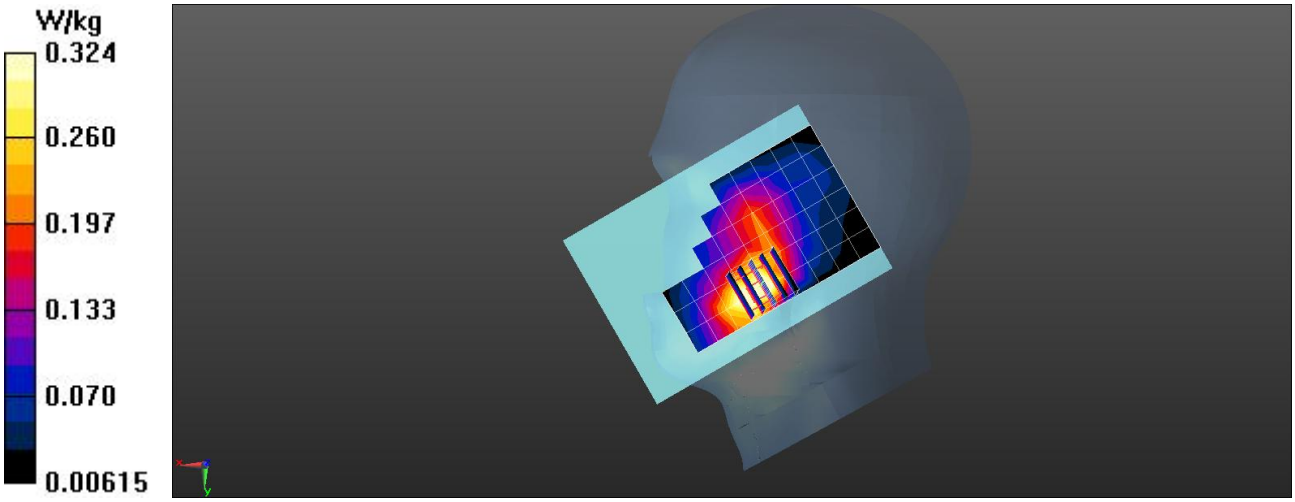

Date: 2024/07/1

Test Laboratory: LCS-SAR Lab

WCDMA Band II RMC 9538CH Rear side 0mm

DUT: TABLET PC; Type: TEO8M4BK64; Serial: A240613055-1

Communication System: UID 0, WCDMA (0); Frequency: 1907.6 MHz;Duty Cycle: 1:1
Medium parameters used: f = 1907.6 MHz; σ = 1.429 S/m; ε_r = 40.001; ρ = 1000 kg/m^3
Phantom section: Flat Section

DASY Configuration:

- Probe: EX3DV4 - SN3805; ConvF(7.85, 7.85, 7.85); Calibrated: 2023/11/23;
- Sensor-Surface: 2mm (Mechanical Surface Detection)
- Electronics: DAE3 Sn373; Calibrated: 2024/1/3
- Phantom: SAM v5.0; Type: SAM; Serial: 1850
- DASY52 52.8.8(1222); SEMCAD X 14.6.10(7331)

Configuration/Unnamed procedure/Area Scan (8x11x1): Measurement grid: dx=15mm, dy=15mm
Maximum value of SAR (measured) = 0.748 W/kg

Configuration/Unnamed procedure/Zoom Scan (5x5x7)/Cube 0: Measurement grid: dx=8mm, dy=8mm, dz=5mm
Reference Value = 18.23 V/m; Power Drift = -0.18 dB
Peak SAR (extrapolated) = 1.28 W/kg
SAR(1 g) = 0.649 W/kg; SAR(10 g) = 0.314 W/kg

Maximum value of SAR (measured) = 0.752 W/kg

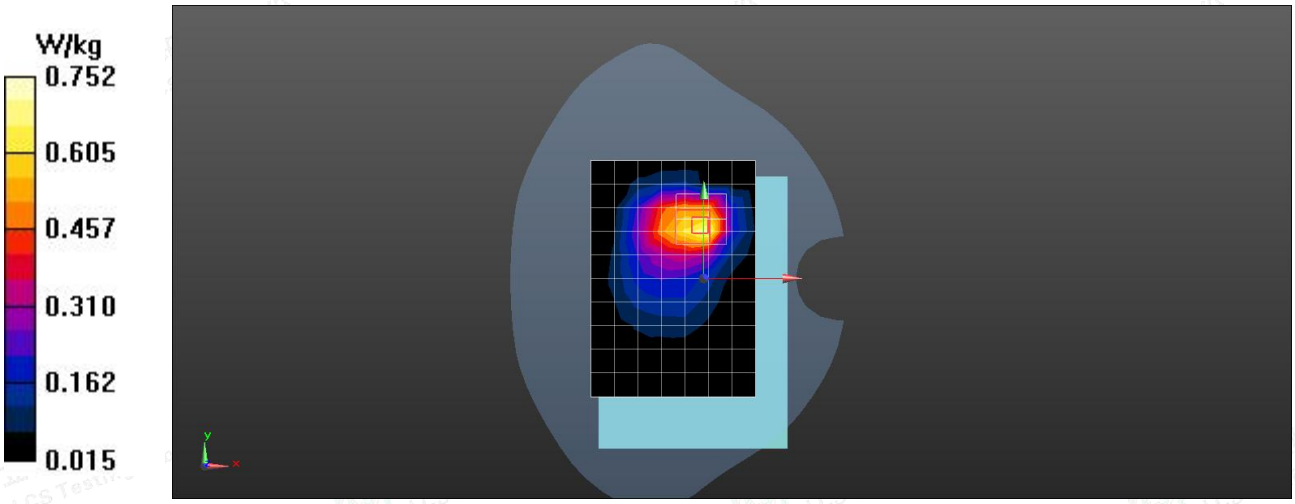

Date/Time: 2024/06/27

Test Laboratory: LCS-SAR Lab

WCDMA Band IV RMC 1312CH Right Cheek

DUT: TABLET PC; Type: TEO8M4BK64; Serial: A240613055-1

Communication System: UID 0, WCDMA (0); Frequency: 1712.4 MHz;Duty Cycle: 1:1
Medium parameters used (interpolated): f = 1712.4 MHz; σ = 1.352 S/m; ε_r = 40.001; ρ = 1000 kg/m^3
Phantom section: Right Section

DASY Configuration:

- Probe: EX3DV4 - SN3805; ConvF(8.16, 8.16, 8.16); Calibrated: 2023/11/23;
- Sensor-Surface: 2mm (Mechanical Surface Detection)
- Electronics: DAE3 Sn373; Calibrated: 2024/1/3
- Phantom: SAM v5.0; Type: SAM; Serial: 1850
- DASY52 52.8.8(1222); SEMCAD X 14.6.10(7331)

Configuration/Unnamed procedure/Area Scan (7x10x1): Measurement grid: dx=15mm, dy=15mm

Maximum value of SAR (measured) = 0.249 W/kg

Configuration/Unnamed procedure/Zoom Scan (5x5x7)/Cube 0: Measurement grid: dx=8mm, dy=8mm, dz=5mm
Reference Value = 6.196 V/m; Power Drift = 0.00 dB
Peak SAR (extrapolated) = 0.521 W/kg
SAR(1 g) = 0.216 W/kg; SAR(10 g) = 0.108 W/kg

Maximum value of SAR (measured) = 0.253 W/kg



Date: 2024/06/27

Test Laboratory: LCS-SAR Lab

WCDMA Band IV RMC 1312CH Rear side 0mm

DUT: TABLET PC; Type: TEO8M4BK64; Serial: A240613055-1

Communication System: UID 0, WCDMA (0); Frequency: 1712.4 MHz;Duty Cycle: 1:1
Medium parameters used (interpolated): f = 1712.4 MHz; σ = 1.352 S/m; ε_r = 40.001; ρ = 1000 kg/m^3
Phantom section: Flat Section

DASY Configuration:

- Probe: EX3DV4 - SN3805; ConvF(8.16, 8.16, 8.16); Calibrated: 2023/11/23;
- Sensor-Surface: 2mm (Mechanical Surface Detection)
- Electronics: DAE3 Sn373; Calibrated: 2024/1/3
- Phantom: SAM v5.0; Type: SAM; Serial: 1850
- DASY52 52.8.8(1222); SEMCAD X 14.6.10(7331)

Configuration/Unnamed procedure/Area Scan (8x11x1): Measurement grid: dx=15mm, dy=15mm

Maximum value of SAR (measured) = 0.718 W/kg

Configuration/Unnamed procedure/Zoom Scan (5x5x7)/Cube 0: Measurement grid: dx=8mm, dy=8mm, dz=5mm
Reference Value = 17.75 V/m; Power Drift = -0.16 dB
Peak SAR (extrapolated) = 1.18 W/kg
SAR(1 g) = 0.668 W/kg; SAR(10 g) = 0.324 W/kg

Maximum value of SAR (measured) = 0.721 W/kg

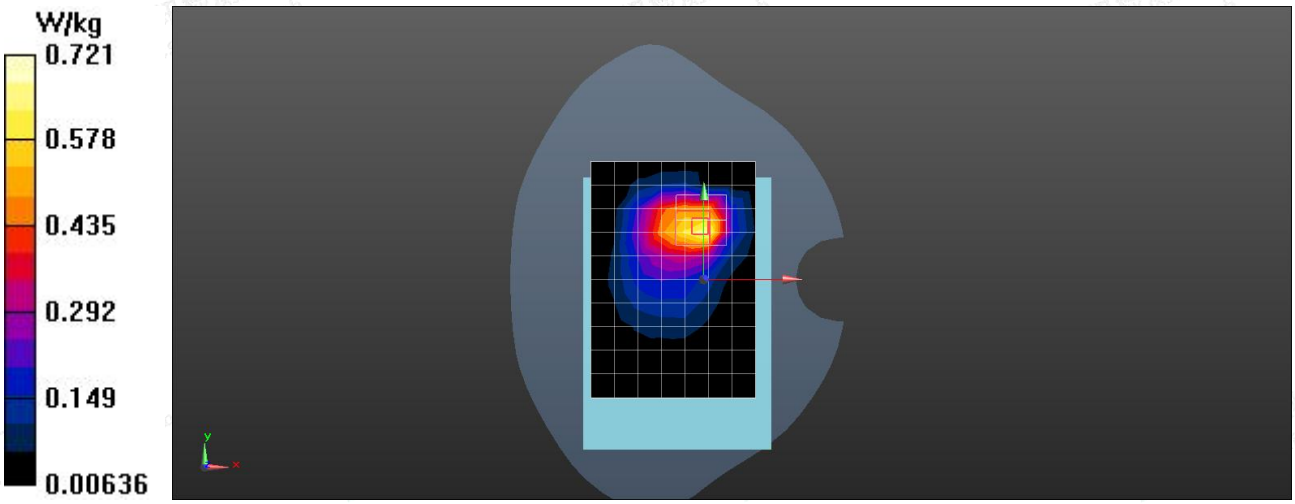

Date: 2024/06/24

Test Laboratory: LCS-SAR Lab

WCDMA Band V RCM 4182CH Right Cheek

DUT: TABLET PC; Type: TEO8M4BK64; Serial: A240613055-1

Communication System: UID 0, WCDMA (0); Frequency: 836.4 MHz;Duty Cycle: 1:1
Medium parameters used (interpolated): f = 836.4 MHz; σ = 0.903 S/m; ε_r = 41.761; ρ = 1000 kg/m^3
Phantom section: Right Section

DASY Configuration:

- Probe: EX3DV4 - SN3805; ConvF(9.26, 9.26, 9.26); Calibrated: 2023/11/23;
- Sensor-Surface: 2mm (Mechanical Surface Detection)
- Electronics: DAE3 Sn373; Calibrated: 2024/1/3
- Phantom: SAM v5.0; Type: SAM; Serial: 1850
- DASY52 52.8.8(1222); SEMCAD X 14.6.10(7331)

Configuration/Unnamed procedure/Area Scan (7x10x1): Measurement grid: dx=15mm, dy=15mm

Maximum value of SAR (measured) = 0.254 W/kg

Configuration/Unnamed procedure/Zoom Scan (5x5x7)/Cube 0: Measurement grid: dx=8mm, dy=8mm, dz=5mm
Reference Value = 11.73 V/m; Power Drift = 0.00 dB
Peak SAR (extrapolated) = 0.364 W/kg
SAR(1 g) = 0.214 W/kg; SAR(10 g) = 0.147 W/kg

Maximum value of SAR (measured) = 0.257 W/kg



Date: 2024/06/24

Test Laboratory: LCS-SAR Lab

WCDMA Band V RCM 4182CH Rear side 0mm

DUT: TABLET PC; Type: TEO8M4BK64; Serial: A240613055-1

Communication System: UID 0, WCDMA (0); Frequency: 836.4 MHz;Duty Cycle: 1:1
Medium parameters used (interpolated): f = 836.4 MHz; σ = 0.903 S/m; ε_r = 41.761; ρ = 1000 kg/m^3
Phantom section: Flat Section

DASY Configuration:

- Probe: EX3DV4 - SN3805; ConvF(9.26, 9.26, 9.26); Calibrated: 2023/11/23;
- Sensor-Surface: 2mm (Mechanical Surface Detection)
- Electronics: DAE3 Sn373; Calibrated: 2024/1/3
- Phantom: SAM v5.0; Type: SAM; Serial: 1850
- DASY52 52.8.8(1222); SEMCAD X 14.6.10(7331)

Configuration/Unnamed procedure/Area Scan (8x11x1): Measurement grid: dx=15mm, dy=15mm

Maximum value of SAR (measured) = 0.677 W/kg

Configuration/Unnamed procedure/Zoom Scan (5x5x7)/Cube 0: Measurement grid: dx=8mm, dy=8mm, dz=5mm
Reference Value = 20.41 V/m; Power Drift = -0.16 dB
Peak SAR (extrapolated) = 1.03 W/kg
SAR(1 g) = 0.649 W/kg; SAR(10 g) = 0.318 W/kg

Maximum value of SAR (measured) = 0.682 W/kg

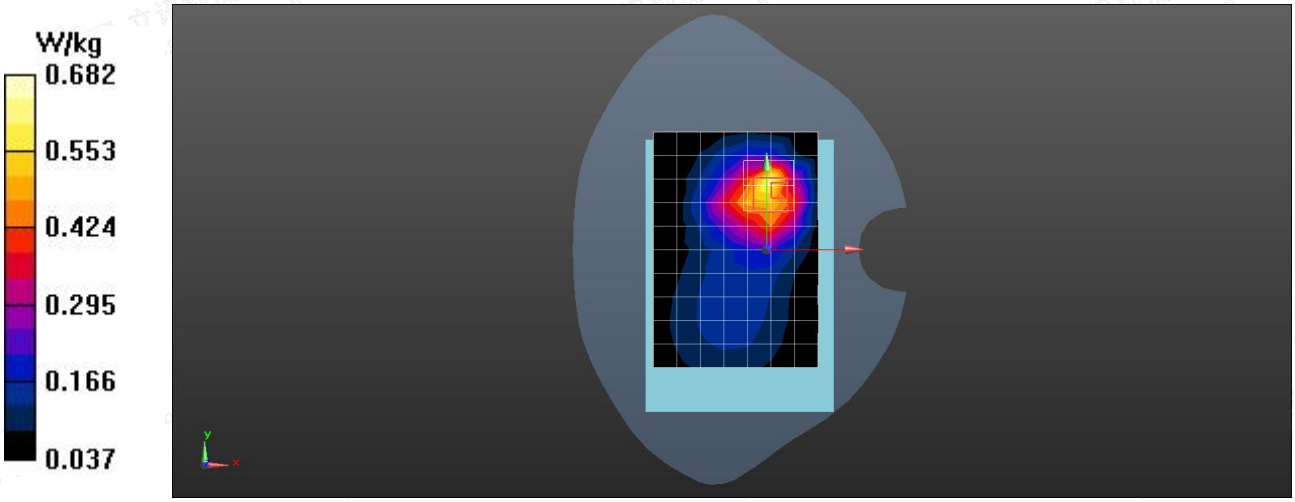

Date: 2024/07/1

Test Laboratory: LCS-SAR Lab

LTE Band 2 20M QPSK 1RB99 19100CH Right Cheek

DUT: TABLET PC; Type: TEO8M4BK64; Serial: A240613055-1

Communication System: UID 0, LTE-FDD (0); Frequency: 1900 MHz;Duty Cycle: 1:1
Medium parameters used: f = 1900 MHz; σ = 1.378 S/m; ε_r = 39.811; ρ = 1000 kg/m^3
Phantom section: Right Section

DASY Configuration:

- Probe: EX3DV4 - SN3805; ConvF(7.85, 7.85, 7.85); Calibrated: 2023/11/23;
- Sensor-Surface: 2mm (Mechanical Surface Detection)
- Electronics: DAE3 Sn373; Calibrated: 2024/1/3
- Phantom: SAM v5.0; Type: SAM; Serial: 1850
- DASY52 52.8.8(1222); SEMCAD X 14.6.10(7331)

Configuration/Unnamed procedure/Area Scan (9x12x1): Measurement grid: dx=15mm, dy=15mm
Maximum value of SAR (measured) = 0.227 W/kg

Configuration/Unnamed procedure/Zoom Scan (5x5x7)/Cube 0: Measurement grid: dx=8mm, dy=8mm, dz=5mm
Reference Value = 3.115 V/m; Power Drift = -0.11 dB
Peak SAR (extrapolated) = 0.459 W/kg
SAR(1 g) = 0.193 W/kg; SAR(10 g) = 0.121 W/kg

Maximum value of SAR (measured) = 0.229 W/kg



Date: 2024/07/1

Test Laboratory: LCS-SAR Lab

LTE Band 2 20M QPSK 1RB99 19100CH Rear side 0mm

DUT: TABLET PC; Type: TEO8M4BK64; Serial: A240613055-1

Communication System: UID 0, LTE-FDD (0); Frequency: 1900 MHz;Duty Cycle: 1:1
Medium parameters used: f = 1900 MHz; σ = 1.378 S/m; ε_r = 39.811; ρ = 1000 kg/m^3
Phantom section: Flat Section

DASY Configuration:

- Probe: EX3DV4 - SN3805; ConvF(7.85, 7.85, 7.85); Calibrated: 2023/11/23;
- Sensor-Surface: 2mm (Mechanical Surface Detection)
- Electronics: DAE3 Sn373; Calibrated: 2024/1/3
- Phantom: SAM v5.0; Type: SAM; Serial: 1850
- DASY52 52.8.8(1222); SEMCAD X 14.6.10(7331)

Configuration/Unnamed procedure/Area Scan (8x11x1): Measurement grid: dx=15mm, dy=15mm
Maximum value of SAR (measured) = 0.693 W/kg

Configuration/Unnamed procedure/Zoom Scan (5x5x7)/Cube 0: Measurement grid: dx=8mm, dy=8mm, dz=5mm
Reference Value = 10.14 V/m; Power Drift = -0.19 dB
Peak SAR (extrapolated) = 1.21 W/kg
SAR(1 g) = 0.672 W/kg; SAR(10 g) = 0.335 W/kg

Maximum value of SAR (measured) = 0.695 W/kg

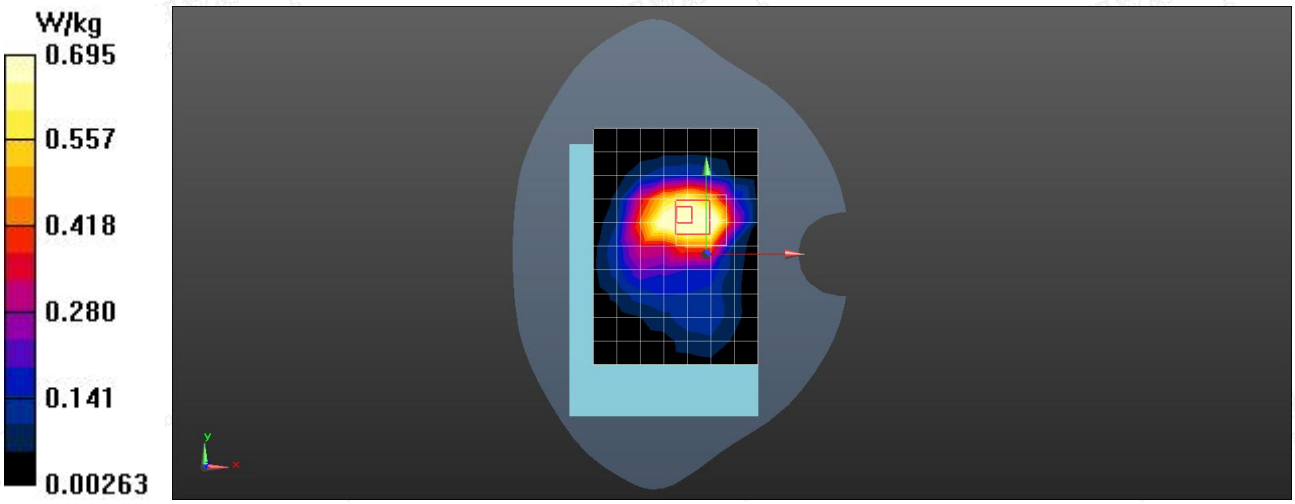

Date: 2024/06/27

Test Laboratory: LCS-SAR Lab

LTE Band 4 20M QPSK 1RB0 20300CH Right Cheek

DUT: TABLET PC; Type: TEO8M4BK64; Serial: A240613055-1

Communication System: UID 0, LTE-FDD (0); Frequency: 1745 MHz;Duty Cycle: 1:1
Medium parameters used: f = 1745 MHz; σ = 1.346 S/m; ε_r = 40.537; ρ = 1000 kg/m^3
Phantom section: Right Section

DASY Configuration:

- Probe: EX3DV4 - SN3805; ConvF(8.16, 8.16, 8.16); Calibrated: 2023/11/23;
- Sensor-Surface: 2mm (Mechanical Surface Detection)
- Electronics: DAE3 Sn373; Calibrated: 2024/1/3
- Phantom: SAM v5.0; Type: SAM; Serial: 1850
- DASY52 52.8.8(1222); SEMCAD X 14.6.10(7331)

Configuration/Unnamed procedure/Area Scan (9x12x1): Measurement grid: dx=15mm, dy=15mm
Maximum value of SAR (measured) = 0.293 W/kg

Configuration/Unnamed procedure/Zoom Scan (5x5x7)/Cube 0: Measurement grid: dx=8mm, dy=8mm, dz=5mm
Reference Value = 3.053 V/m; Power Drift = 0.19 dB
Peak SAR (extrapolated) = 0.617 W/kg
SAR(1 g) = 0.267 W/kg; SAR(10 g) = 0.121 W/kg

Maximum value of SAR (measured) = 0.299 W/kg

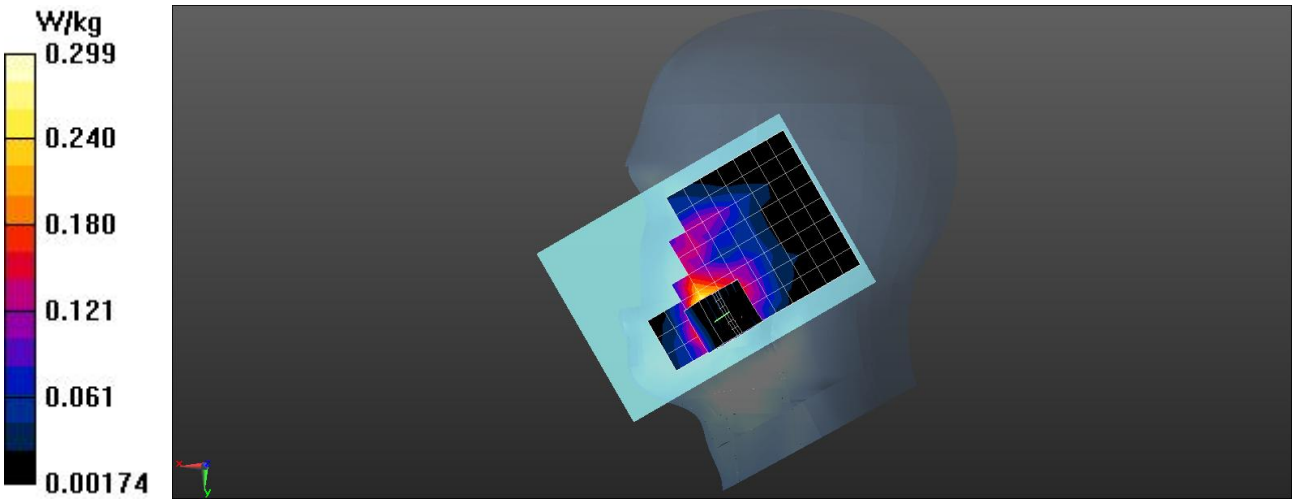

Date: 2024/06/27

Test Laboratory: LCS-SAR Lab

LTE Band 4 20M QPSK 1RB0 20300CH Rear side 0mm

DUT: TABLET PC; Type: TEO8M4BK64; Serial: A240613055-1

Communication System: UID 0, LTE-FDD (0); Frequency: 1745 MHz;Duty Cycle: 1:1
Medium parameters used: f = 1745 MHz; σ = 1.346 S/m; ε_r = 40.537; ρ = 1000 kg/m^3
Phantom section: Flat Section

DASY Configuration:

- Probe: EX3DV4 - SN3805; ConvF(8.16, 8.16, 8.16); Calibrated: 2023/11/23;
- Sensor-Surface: 2mm (Mechanical Surface Detection)
- Electronics: DAE3 Sn373; Calibrated: 2024/1/3
- Phantom: SAM v5.0; Type: SAM; Serial: 1850
- DASY52 52.8.8(1222); SEMCAD X 14.6.10(7331)

Configuration/Unnamed procedure/Area Scan (8x11x1): Measurement grid: dx=15mm, dy=15mm
Maximum value of SAR (measured) = 0.734 W/kg

Configuration/Unnamed procedure/Zoom Scan (5x5x7)/Cube 0: Measurement grid: dx=8mm, dy=8mm, dz=5mm
Reference Value = 9.937 V/m; Power Drift = -0.03 dB
Peak SAR (extrapolated) = 1.14 W/kg
SAR(1 g) = 0.692 W/kg; SAR(10 g) = 0.341 W/kg

Maximum value of SAR (measured) = 0.738 W/kg

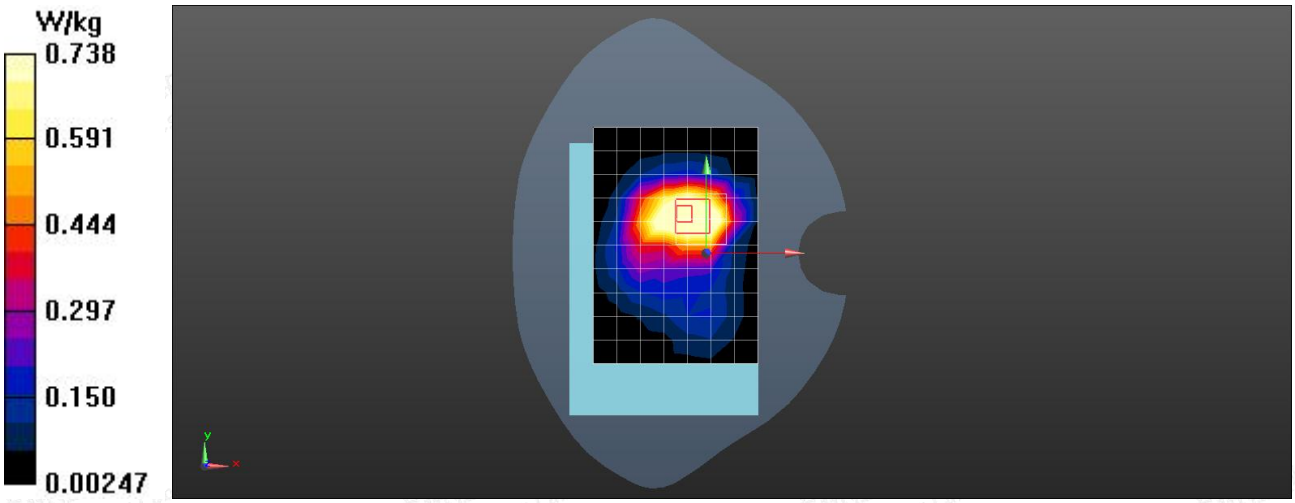

Date: 2024/06/24

Test Laboratory: LCS-SAR Lab

LTE Band 5 10M QPSK 1RB49 20525CH Right Cheek

DUT: TABLET PC; Type: TEO8M4BK64; Serial: A240613055-1

Communication System: UID 0, LTE-FDD (0); Frequency: 836.5 MHz;Duty Cycle: 1:1
Medium parameters used: f = 836.5 MHz; σ = 0.898 S/m; ε_r = 41.672; ρ = 1000 kg/m^3
Phantom section: Right Section

DASY Configuration:

- Probe: EX3DV4 - SN3805; ConvF(9.26, 9.26, 9.26); Calibrated: 2023/11/23;
- Sensor-Surface: 2mm (Mechanical Surface Detection)
- Electronics: DAE3 Sn373; Calibrated: 2024/1/3
- Phantom: SAM v5.0; Type: SAM; Serial: 1850
- DASY52 52.8.8(1222); SEMCAD X 14.6.10(7331)

Configuration/Unnamed procedure/Area Scan (7x10x1): Measurement grid: dx=15mm, dy=15mm
Maximum value of SAR (measured) = 0.226 W/kg

Configuration/Unnamed procedure/Zoom Scan (5x5x7)/Cube 0: Measurement grid: dx=8mm, dy=8mm, dz=5mm
Reference Value = 12.09 V/m; Power Drift = 0.01 dB
Peak SAR (extrapolated) = 0.645 W/kg
SAR(1 g) = 0.213 W/kg; SAR(10 g) = 0.106 W/kg
Maximum value of SAR (measured) = 0.229 W/kg



Date: 2024/06/24

Test Laboratory: LCS-SAR Lab

LTE Band 5 10M QPSK 1RB49 20525CH Rear side 0mm

DUT: TABLET PC; Type: TEO8M4BK64; Serial: A240613055-1

Communication System: UID 0, LTE-FDD (0); Frequency: 836.5 MHz;Duty Cycle: 1:1
Medium parameters used: f = 836.5 MHz; σ = 0.898 S/m; ε_r = 41.672; ρ = 1000 kg/m^3
Phantom section: Flat Section

DASY Configuration:

- Probe: EX3DV4 - SN3805; ConvF(9.26, 9.26, 9.26); Calibrated: 2023/11/23;
- Sensor-Surface: 2mm (Mechanical Surface Detection)
- Electronics: DAE3 Sn373; Calibrated: 2024/1/3
- Phantom: SAM v5.0; Type: SAM; Serial: 1850
- DASY52 52.8.8(1222); SEMCAD X 14.6.10(7331)

Configuration/Unnamed procedure/Area Scan (8x11x1): Measurement grid: dx=15mm, dy=15mm
Maximum value of SAR (measured) = 0.681 W/kg

Configuration/Unnamed procedure/Zoom Scan (5x5x7)/Cube 0: Measurement grid: dx=8mm, dy=8mm, dz=5mm
Reference Value = 25.12 V/m; Power Drift = 0.14 dB
Peak SAR (extrapolated) = 1.03 W/kg
SAR(1 g) = 0.659 W/kg; SAR(10 g) = 0.316 W/kg
Maximum value of SAR (measured) = 0.685 W/kg

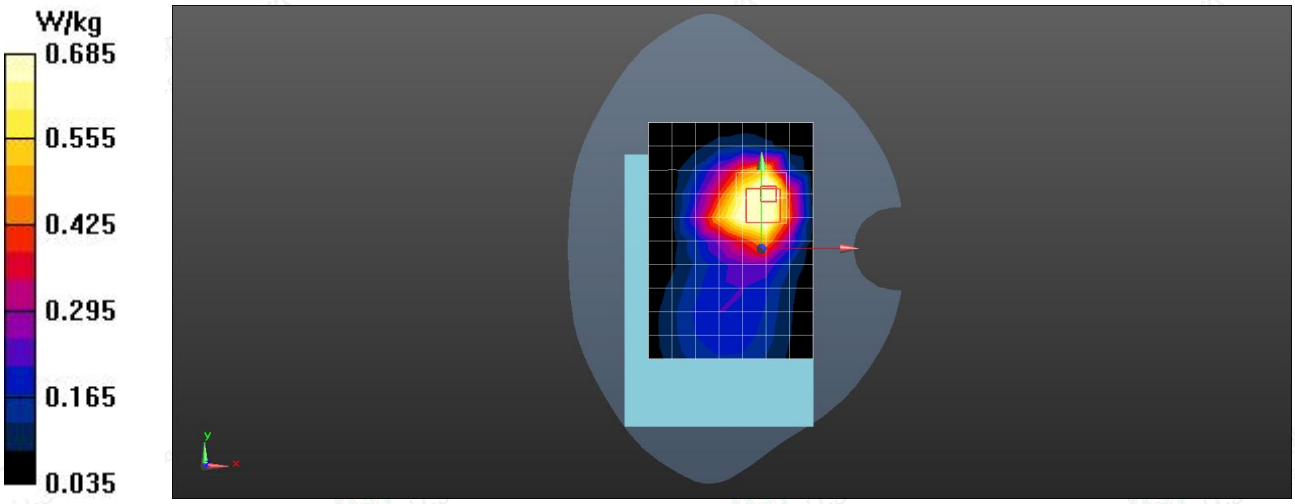

Date: 2024/07/8

Test Laboratory: LCS-SAR Lab

LTE Band 7 20M QPSK 1RB49 21100CH Right Cheek

DUT: TABLET PC; Type: TEO8M4BK64; Serial: A240613055-1

Communication System: UID 0, LTE-FDD (0); Frequency: 2535 MHz;Duty Cycle: 1:1
Medium parameters used: f = 2535 MHz; σ = 1.908 S/m; ε_r = 38.721; ρ = 1000 kg/m^3
Phantom section: Right Section

DASY Configuration:

- Probe: EX3DV4 - SN3805; ConvF(7.42, 7.42, 7.42); Calibrated: 2023/11/23;
- Sensor-Surface: 2mm (Mechanical Surface Detection)
- Electronics: DAE3 Sn373; Calibrated: 2024/1/3
- Phantom: SAM v5.0; Type: SAM; Serial: 1850
- DASY52 52.8.8(1222); SEMCAD X 14.6.10(7331)

Configuration/Unnamed procedure/Area Scan (9x12x1): Measurement grid: dx=12mm, dy=12mm
Maximum value of SAR (measured) = 0.244 W/kg

Configuration/Unnamed procedure/Zoom Scan (7x7x7)/Cube 0: Measurement grid: dx=5mm, dy=5mm, dz=5mm
Reference Value = 3.250 V/m; Power Drift = 0.02 dB
Peak SAR (extrapolated) = 0.493 W/kg
SAR(1 g) = 0.209 W/kg; SAR(10 g) = 0.103 W/kg

Maximum value of SAR (measured) = 0.248 W/kg

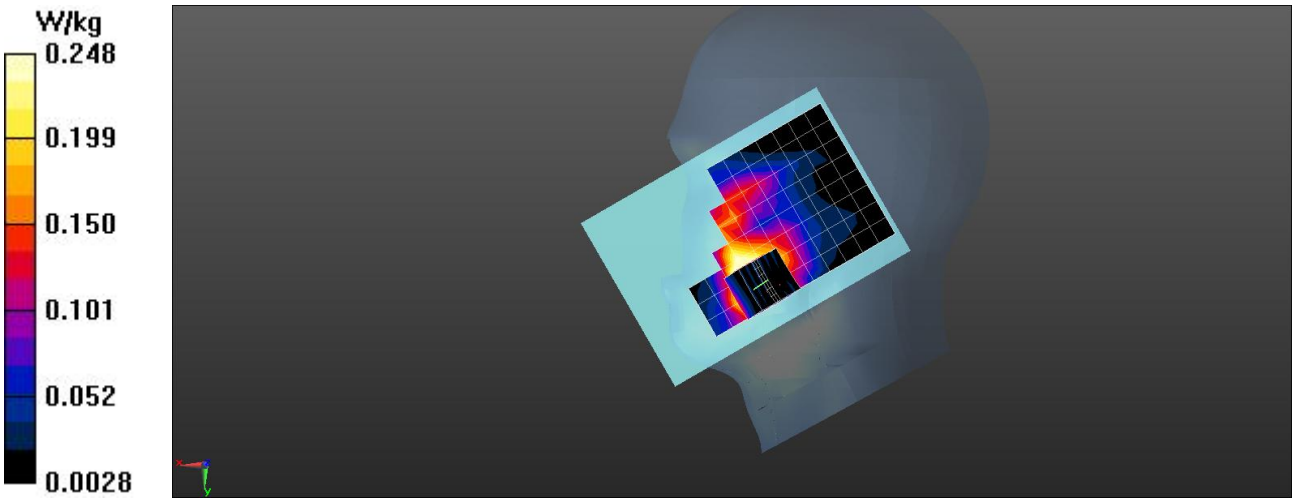

Date: 2024/07/8

Test Laboratory: LCS-SAR Lab

LTE Band 7 20M QPSK 1RB49 21100CH Rear side 0mm

DUT: TABLET PC; Type: TEO8M4BK64; Serial: A240613055-1

Communication System: UID 0, LTE-FDD (0); Frequency: 2535 MHz;Duty Cycle: 1:1
Medium parameters used: f = 2535 MHz; σ = 1.908 S/m; ε_r = 38.721; ρ = 1000 kg/m^3
Phantom section: Flat Section

DASY Configuration:

- Probe: EX3DV4 - SN3805; ConvF(7.42, 7.42, 7.42); Calibrated: 2023/11/23;
- Sensor-Surface: 2mm (Mechanical Surface Detection)
- Electronics: DAE3 Sn373; Calibrated: 2024/1/3
- Phantom: SAM v5.0; Type: SAM; Serial: 1850
- DASY52 52.8.8(1222); SEMCAD X 14.6.10(7331)

Configuration/Unnamed procedure/Area Scan (8x11x1): Measurement grid: dx=12mm, dy=12mm
Maximum value of SAR (measured) = 0.727 W/kg

Configuration/Unnamed procedure/Zoom Scan (7x7x7)/Cube 0: Measurement grid: dx=5mm, dy=5mm, dz=5mm
Reference Value = 10.58 V/m; Power Drift = -0.08 dB
Peak SAR (extrapolated) = 1.39 W/kg
SAR(1 g) = 0.713 W/kg; SAR(10 g) = 0.365 W/kg

Maximum value of SAR (measured) = 0.728 W/kg

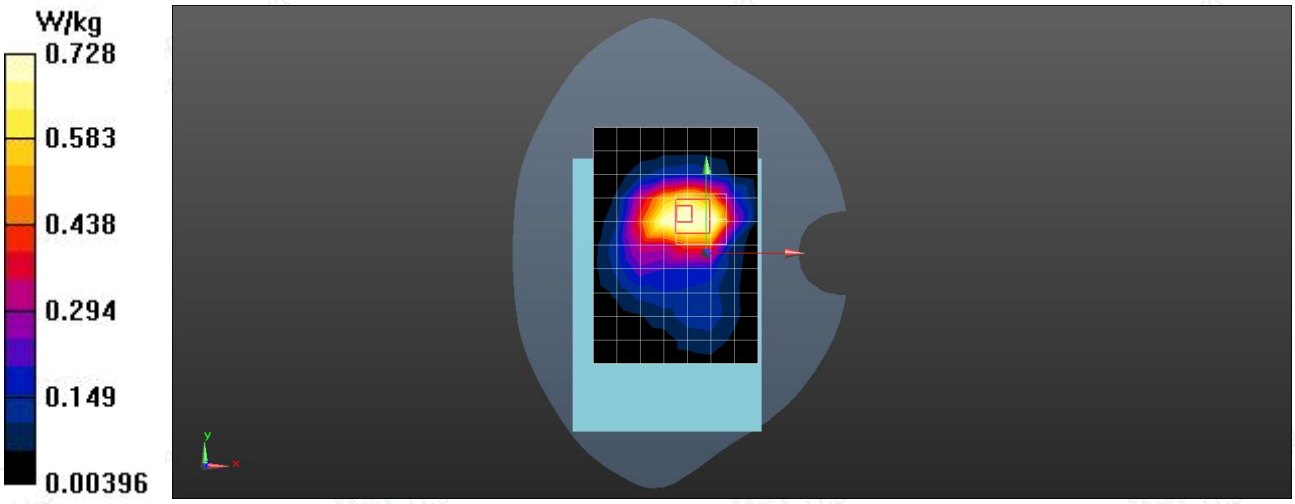

Date: 2024/06/20

Test Laboratory: LCS-SAR Lab

LTE Band 17 10M QPSK 1RB24 23790CH Right Cheek

DUT: TABLET PC; Type: TEO8M4BK64; Serial: A240613055-1

Communication System: UID 0, LTE-FDD (0); Frequency: 709 MHz;Duty Cycle: 1:1
Medium parameters used: f = 709 MHz; σ = 0.88 S/m; ε_r = 42.596; ρ = 1000 kg/m^3
Phantom section: Right Section

DASY Configuration:

- Probe: EX3DV4 - SN3805; ConvF(9.66, 9.66, 9.66); Calibrated: 2023/11/23;
- Sensor-Surface: 2mm (Mechanical Surface Detection)
- Electronics: DAE3 Sn373; Calibrated: 2024/1/3
- Phantom: SAM v5.0; Type: SAM; Serial: 1850
- DASY52 52.8.8(1222); SEMCAD X 14.6.10(7331)

Configuration/Unnamed procedure/Area Scan (7x10x1): Measurement grid: dx=15mm, dy=15mm
Maximum value of SAR (measured) = 0.228 W/kg

Configuration/Unnamed procedure/Zoom Scan (5x5x7)/Cube 0: Measurement grid: dx=8mm, dy=8mm, dz=5mm
Reference Value = 11.74 V/m; Power Drift = 0.00 dB
Peak SAR (extrapolated) = 0.398 W/kg
SAR(1 g) = 0.207 W/kg; SAR(10 g) = 0.101 W/kg
Maximum value of SAR (measured) = 0.231 W/kg

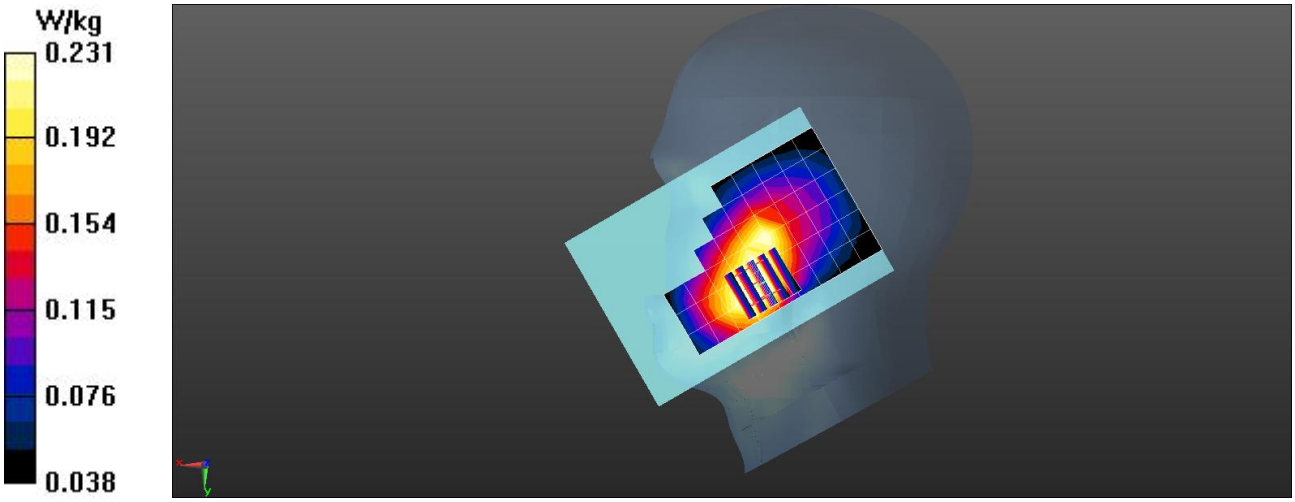

Date: 2024/06/20

Test Laboratory: LCS-SAR Lab

LTE Band 17 10M QPSK 1RB24 23790CH Rear side 0mm

DUT: TABLET PC; Type: TEO8M4BK64; Serial: A240613055-1

Communication System: UID 0, LTE-FDD (0); Frequency: 709 MHz;Duty Cycle: 1:1
Medium parameters used: f = 709 MHz; σ = 0.88 S/m; ε_r = 42.596; ρ = 1000 kg/m^3
Phantom section: Flat Section

DASY Configuration:

- Probe: EX3DV4 - SN3805; ConvF(9.66, 9.66, 9.66); Calibrated: 2023/11/23;
- Sensor-Surface: 2mm (Mechanical Surface Detection)
- Electronics: DAE3 Sn373; Calibrated: 2024/1/3
- Phantom: SAM v5.0; Type: SAM; Serial: 1850
- DASY52 52.8.8(1222); SEMCAD X 14.6.10(7331)

Configuration/Unnamed procedure/Area Scan (8x11x1): Measurement grid: dx=15mm, dy=15mm
Maximum value of SAR (measured) = 0.669 W/kg

Configuration/Unnamed procedure/Zoom Scan (5x5x7)/Cube 0: Measurement grid: dx=8mm, dy=8mm, dz=5mm
Reference Value = 17.40 V/m; Power Drift = -0.11 dB
Peak SAR (extrapolated) = 1.21 W/kg
SAR(1 g) = 0.647 W/kg; SAR(10 g) = 0.315 W/kg
Maximum value of SAR (measured) = 0.671 W/kg

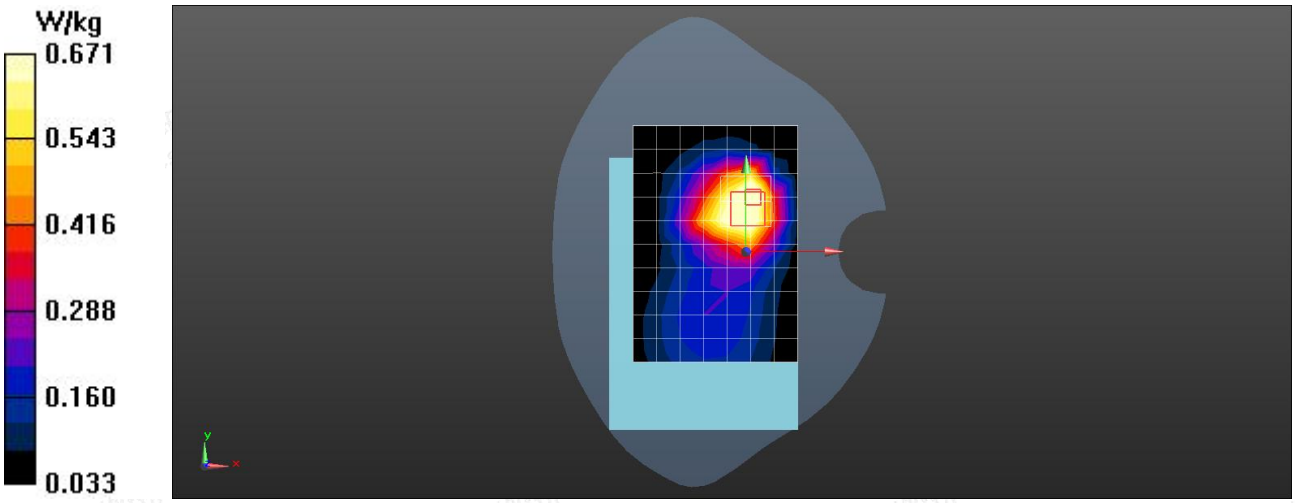

Date: 2024/07/8

Test Laboratory: LCS-SAR Lab

LTE Band 38 20M QPSK 1RB0 38000CH Right Cheek

DUT: TABLET PC; Type: TEO8M4BK64; Serial: A240613055-1

Communication System: UID 0, LTE-TDD (0); Frequency: 2595 MHz;Duty Cycle: 1:1
Medium parameters used: f = 2595 MHz; σ = 1.998 S/m; ε_r = 38.891; ρ = 1000 kg/m^3
Phantom section: Right Section

DASY Configuration:

- Probe: EX3DV4 - SN3805; ConvF(7.17, 7.17, 7.17); Calibrated: 2023/11/23;
- Sensor-Surface: 2mm (Mechanical Surface Detection)
- Electronics: DAE3 Sn373; Calibrated: 2024/1/3
- Phantom: SAM v5.0; Type: SAM; Serial: 1850
- DASY52 52.8.8(1222); SEMCAD X 14.6.10(7331)

Configuration/Unnamed procedure/Area Scan (9x12x1): Measurement grid: dx=12mm, dy=12mm
Maximum value of SAR (measured) = 0.213 W/kg

Configuration/Unnamed procedure/Zoom Scan (7x7x7)/Cube 0: Measurement grid: dx=5mm, dy=5mm, dz=5mm
Reference Value = 3.259 V/m; Power Drift = 0.10 dB
Peak SAR (extrapolated) = 0.381 W/kg
SAR(1 g) = 0.179 W/kg; SAR(10 g) = 0.092 W/kg

Maximum value of SAR (measured) = 0.215 W/kg

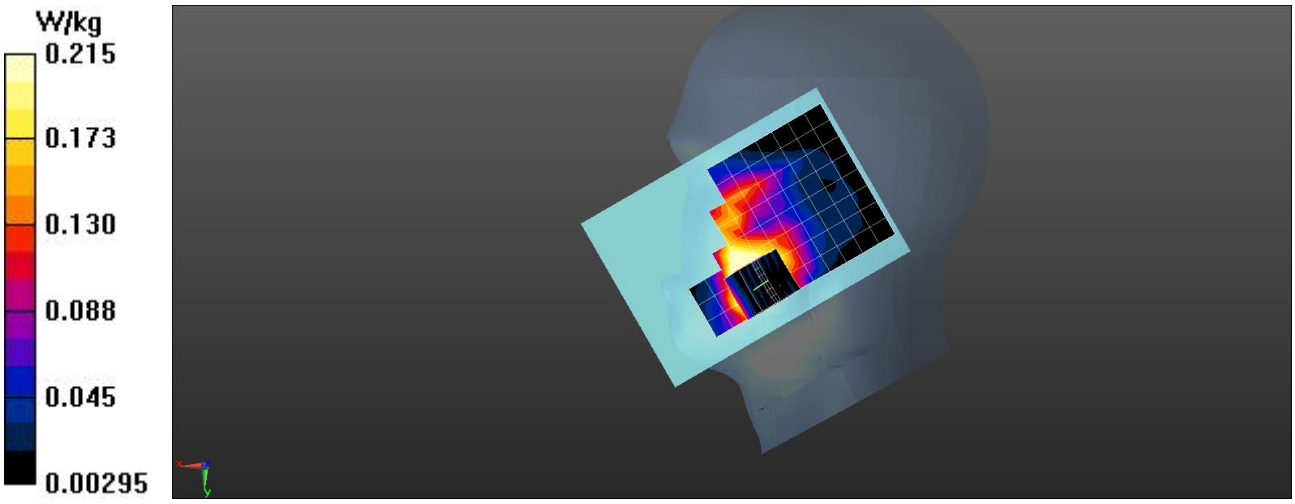

Date: 2024/07/8

Test Laboratory: LCS-SAR Lab

LTE Band 38 20M QPSK 1RB0 38000CH Rear side 0mm

DUT: TABLET PC; Type: TEO8M4BK64; Serial: A240613055-1

Communication System: UID 0, LTE-TDD (0); Frequency: 2595 MHz;Duty Cycle: 1:1
Medium parameters used: f = 2595 MHz; σ = 1.998 S/m; ε_r = 38.891; ρ = 1000 kg/m^3
Phantom section: Flat Section

DASY Configuration:

- Probe: EX3DV4 - SN3805; ConvF(7.17, 7.17, 7.17); Calibrated: 2023/11/23;
- Sensor-Surface: 2mm (Mechanical Surface Detection)
- Electronics: DAE3 Sn373; Calibrated: 2024/1/3
- Phantom: SAM v5.0; Type: SAM; Serial: 1850
- DASY52 52.8.8(1222); SEMCAD X 14.6.10(7331)

Configuration/Unnamed procedure/Area Scan (8x11x1): Measurement grid: dx=15mm, dy=15mm
Maximum value of SAR (measured) = 0.736 W/kg

Configuration/Unnamed procedure/Zoom Scan (5x5x7)/Cube 0: Measurement grid: dx=8mm, dy=8mm, dz=5mm
Reference Value = 10.63 V/m; Power Drift = -0.01 dB
Peak SAR (extrapolated) = 1.30 W/kg
SAR(1 g) = 0.698 W/kg; SAR(10 g) = 0.376 W/kg

Maximum value of SAR (measured) = 0.741 W/kg

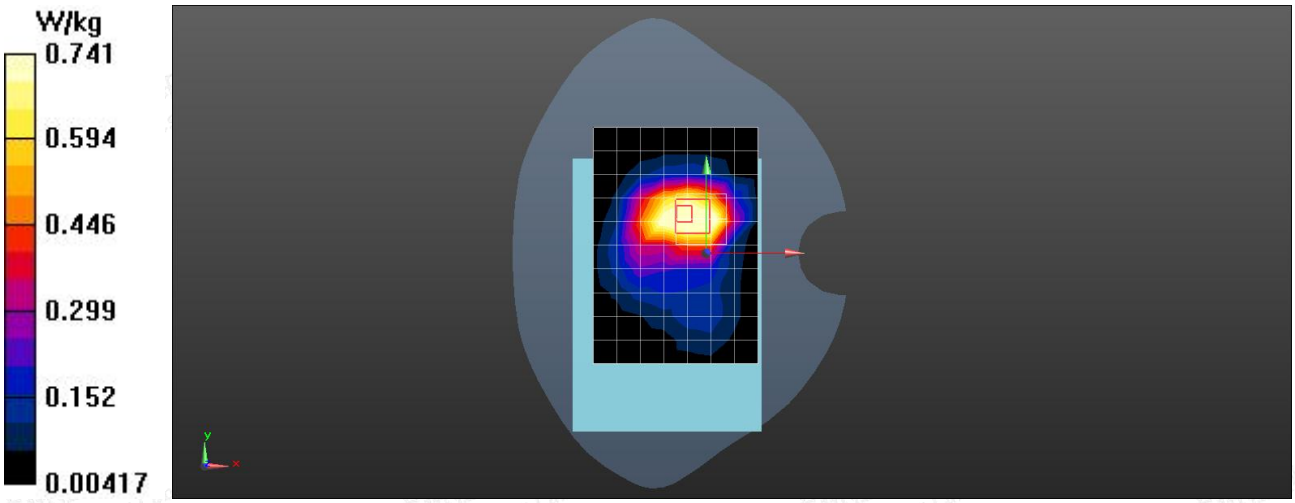

Date: 2024/07/8

Test Laboratory: LCS-SAR Lab

LTE Band 41 20M QPSK 1RB49 40620CH Right Cheek

DUT: TABLET PC; Type: TEO8M4BK64; Serial: A240613055-1

Communication System: UID 0, LTE-TDD (0); Frequency: 2593 MHz;Duty Cycle: 1:1
Medium parameters used: f = 2593 MHz; σ = 1.93 S/m; ε_r = 39.081; ρ = 1000 kg/m^3
Phantom section: Right Section

DASY Configuration:

- Probe: EX3DV4 - SN3805; ConvF(7.17, 7.17, 7.17); Calibrated: 2023/11/23;
- Sensor-Surface: 2mm (Mechanical Surface Detection)
- Electronics: DAE3 Sn373; Calibrated: 2024/1/3
- Phantom: SAM v5.0; Type: SAM; Serial: 1850
- DASY52 52.8.8(1222); SEMCAD X 14.6.10(7331)

Configuration/Unnamed procedure/Area Scan (9x12x1): Measurement grid: dx=12mm, dy=12mm
Maximum value of SAR (measured) = 0.239 W/kg

Configuration/Unnamed procedure/Zoom Scan (7x7x7)/Cube 0: Measurement grid: dx=5mm, dy=5mm, dz=5mm
Reference Value = 0.7030 V/m; Power Drift = -0.05 dB
Peak SAR (extrapolated) = 0.521 W/kg
SAR(1 g) = 0.219 W/kg; SAR(10 g) = 0.110 W/kg

Maximum value of SAR (measured) = 0.278 W/kg

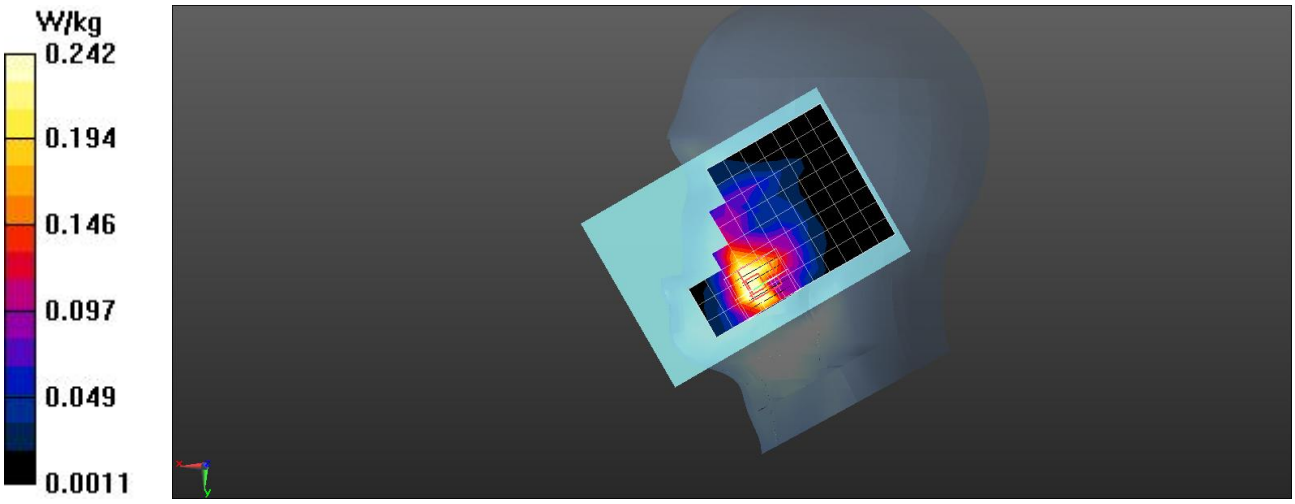

Date: 2024/07/8

Test Laboratory: LCS-SAR Lab

LTE Band 41 20M QPSK 1RB49 40620CH Rear side 0mm

DUT: TABLET PC; Type: TEO8M4BK64; Serial: A240613055-1

Communication System: UID 0, LTE-TDD (0); Frequency: 2593 MHz;Duty Cycle: 1:1
Medium parameters used: f = 2593 MHz; σ = 1.93 S/m; ε_r = 39.081; ρ = 1000 kg/m^3
Phantom section: Flat Section

DASY Configuration:

- Probe: EX3DV4 - SN3805; ConvF(7.17, 7.17, 7.17); Calibrated: 2023/11/23;
- Sensor-Surface: 2mm (Mechanical Surface Detection)
- Electronics: DAE3 Sn373; Calibrated: 2024/1/3
- Phantom: SAM v5.0; Type: SAM; Serial: 1850
- DASY52 52.8.8(1222); SEMCAD X 14.6.10(7331)

Configuration/Unnamed procedure/Area Scan (8x11x1): Measurement grid: dx=15mm, dy=15mm
Maximum value of SAR (measured) = 0.709 W/kg

Configuration/Unnamed procedure/Zoom Scan (5x5x7)/Cube 0: Measurement grid: dx=8mm, dy=8mm, dz=5mm
Reference Value = 5.123 V/m; Power Drift = 0.04 dB
Peak SAR (extrapolated) = 1.34 W/kg
SAR(1 g) = 0.685 W/kg; SAR(10 g) = 0.342 W/kg
Maximum value of SAR (measured) = 0.711 W/kg

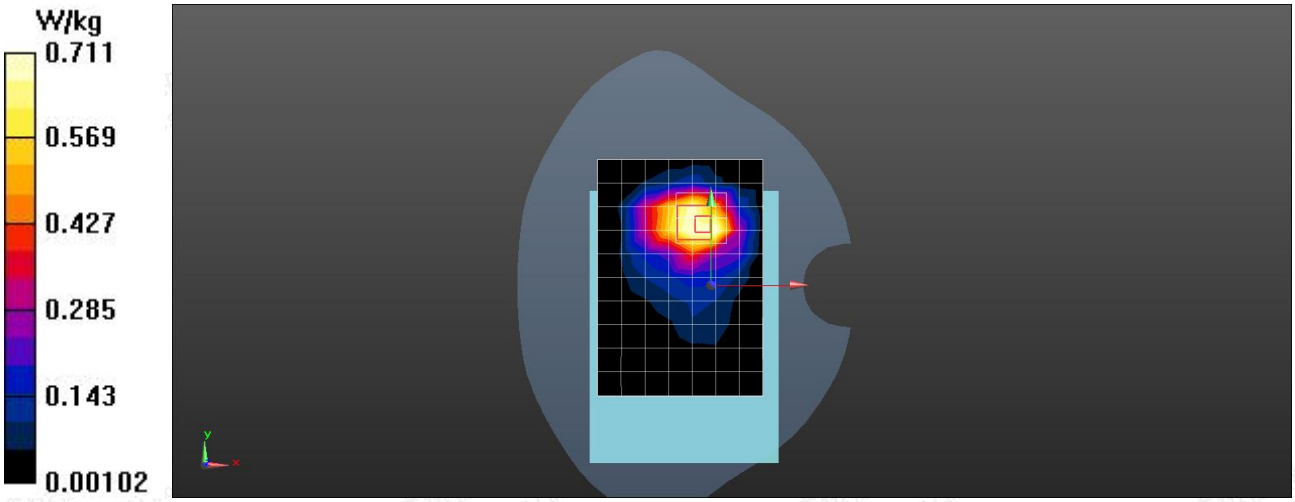

Date: 2024/06/27

Test Laboratory: LCS-SAR Lab

LTE Band 66 20M QPSK 1RB0 132322CH Right Cheek

DUT: TABLET PC; Type: TEO8M4BK64; Serial: A240613055-1

Communication System: UID 0, LTE-FDD (0); Frequency: 1745 MHz;Duty Cycle: 1:1
Medium parameters used: f = 1745 MHz; σ = 1.346 S/m; ε_r = 40.537; ρ = 1000 kg/m^3
Phantom section: Right Section

DASY Configuration:

- Probe: EX3DV4 - SN3805; ConvF(8.16, 8.16, 8.16); Calibrated: 2023/11/23;
- Sensor-Surface: 2mm (Mechanical Surface Detection)
- Electronics: DAE3 Sn373; Calibrated: 2024/1/3
- Phantom: SAM v5.0; Type: SAM; Serial: 1850
- DASY52 52.8.8(1222); SEMCAD X 14.6.10(7331)

Configuration/Unnamed procedure/Area Scan (9x12x1): Measurement grid: dx=12mm, dy=12mm
Maximum value of SAR (measured) = 0.224 W/kg

Configuration/Unnamed procedure/Zoom Scan (7x7x7)/Cube 0: Measurement grid: dx=5mm, dy=5mm, dz=5mm
Reference Value = 3.053 V/m; Power Drift = 0.02 dB
Peak SAR (extrapolated) = 0.517 W/kg
SAR(1 g) = 0.196 W/kg; SAR(10 g) = 0.104 W/kg

Maximum value of SAR (measured) = 0.227 W/kg

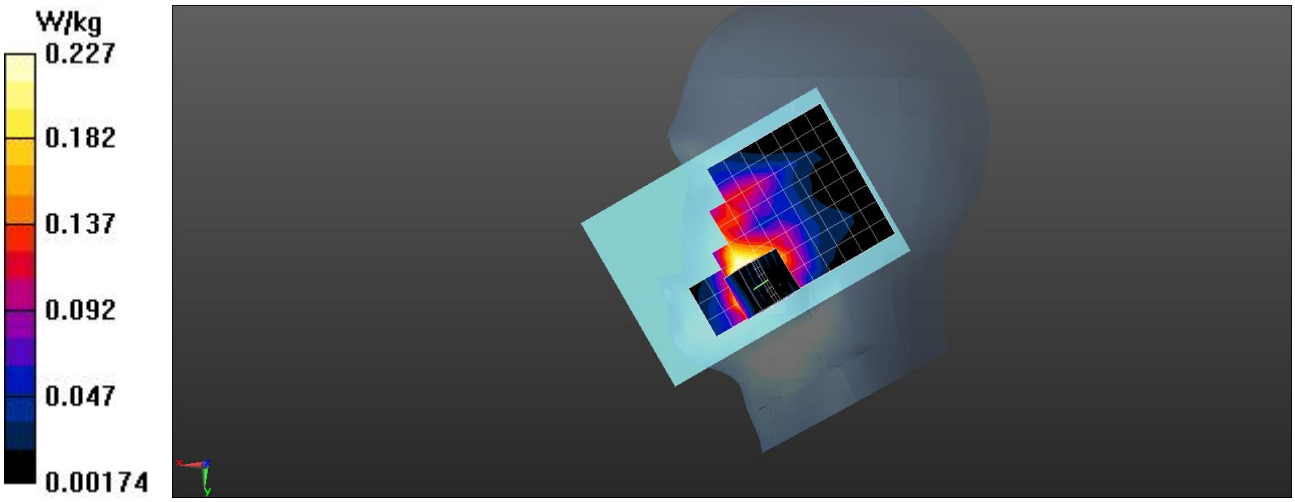

Date: 2024/06/27

Test Laboratory: LCS-SAR Lab

LTE Band 66 20M QPSK 1RB0 132322CH Rear side 0mm

DUT: TABLET PC; Type: TEO8M4BK64; Serial: A240613055-1

Communication System: UID 0, LTE-FDD (0); Frequency: 1745 MHz;Duty Cycle: 1:1
Medium parameters used: f = 1745 MHz; σ = 1.346 S/m; ε_r = 40.537; ρ = 1000 kg/m^3
Phantom section: Flat Section

DASY Configuration:

- Probe: EX3DV4 - SN3805; ConvF(8.16, 8.16, 8.16); Calibrated: 2023/11/23;
- Sensor-Surface: 2mm (Mechanical Surface Detection)
- Electronics: DAE3 Sn373; Calibrated: 2024/1/3
- Phantom: SAM v5.0; Type: SAM; Serial: 1850
- DASY52 52.8.8(1222); SEMCAD X 14.6.10(7331)

Configuration/Unnamed procedure/Area Scan (8x11x1): Measurement grid: dx=15mm, dy=15mm
Maximum value of SAR (measured) = 0.692 W/kg

Configuration/Unnamed procedure/Zoom Scan (5x5x7)/Cube 0: Measurement grid: dx=8mm, dy=8mm, dz=5mm
Reference Value = 9.937 V/m; Power Drift = 0.18 dB
Peak SAR (extrapolated) = 0.734 W/kg
SAR(1 g) = 0.674 W/kg; SAR(10 g) = 0.321 W/kg

Maximum value of SAR (measured) = 0.695 W/kg

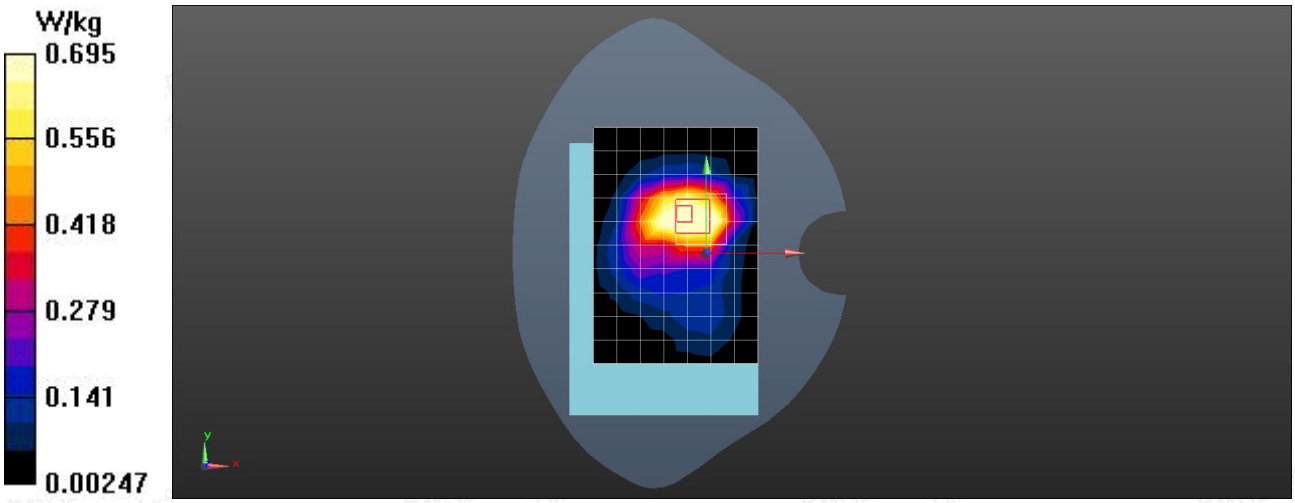

Date: 2024/07/4

Test Laboratory: LCS-SAR Lab

WIFI 2.4G 802.11b 11CH Right Cheek

DUT: TABLET PC; Type: TEO8M4BK64; Serial: A240613055-1

Communication System: UID 0, WIFI 2.4GHz (0); Frequency: 2462 MHz;Duty Cycle: 1:1.004
Medium parameters used: f = 2462 MHz; σ = 1.81 S/m; ε_r = 38.816; ρ = 1000 kg/m^3
Phantom section: Right Section

DASY Configuration:

- Probe: EX3DV4 - SN3805; ConvF(7.42, 7.42, 7.42); Calibrated: 2023/11/23;
- Sensor-Surface: 2mm (Mechanical Surface Detection)
- Electronics: DAE3 Sn373; Calibrated: 2024/1/3
- Phantom: SAM v5.0; Type: SAM; Serial: 1850
- DASY52 52.8.8(1222); SEMCAD X 14.6.10(7331)

Configuration/Unnamed procedure/Area Scan (9x12x1): Measurement grid: dx=12mm, dy=12mm
Maximum value of SAR (measured) = 0.424 W/kg

Configuration/Unnamed procedure/Zoom Scan (7x7x7)/Cube 0: Measurement grid: dx=5mm, dy=5mm, dz=5mm
Reference Value = 12.31 V/m; Power Drift = 0.01 dB
Peak SAR (extrapolated) = 0.669 W/kg
SAR(1 g) = 0.359 W/kg; SAR(10 g) = 0.167 W/kg
Maximum value of SAR (measured) = 0.426 W/kg



Date: 2024/07/4

Test Laboratory: LCS-SAR Lab

WIFI 2.4G 802.11b 11CH Rear side 0mm

DUT: TABLET PC; Type: TEO8M4BK64; Serial: A240613055-1

Communication System: UID 0, WIFI 2.4GHz (0); Frequency: 2462 MHz;Duty Cycle: 1:1.004
Medium parameters used: f = 2462 MHz; σ = 1.81 S/m; ε_r = 38.816; ρ = 1000 kg/m^3
Phantom section: Flat Section

DASY Configuration:

- Probe: EX3DV4 - SN3805; ConvF(7.42, 7.42, 7.42); Calibrated: 2023/11/23;
- Sensor-Surface: 2mm (Mechanical Surface Detection)
- Electronics: DAE3 Sn373; Calibrated: 2024/1/3
- Phantom: SAM v5.0; Type: SAM; Serial: 1850
- DASY52 52.8.8(1222); SEMCAD X 14.6.10(7331)

Configuration/Unnamed procedure/Area Scan (8x11x1): Measurement grid: dx=12mm, dy=12mm
Maximum value of SAR (measured) = 0.488 W/kg

Configuration/Unnamed procedure/Zoom Scan (7x7x7)/Cube 0: Measurement grid: dx=5mm, dy=5mm, dz=5mm
Reference Value = 5.499 V/m; Power Drift = 0.11 dB
Peak SAR (extrapolated) = 0.843 W/kg
SAR(1 g) = 0.476 W/kg; SAR(10 g) = 0.234 W/kg
Maximum value of SAR (measured) = 0.492 W/kg

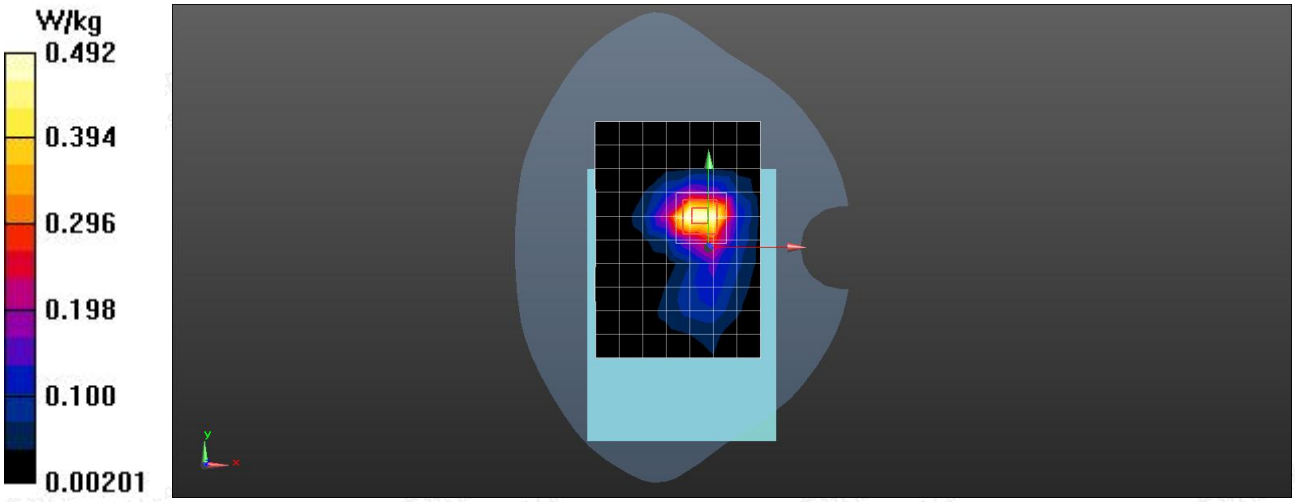

Date: 2024/07/10

Test Laboratory: LCS-SAR Lab

WIFI 5.2G 802.11a 36CH Right Cheek

DUT: TABLET PC; Type: TEO8M4BK64; Serial: A240613055-1

Communication System: UID 0, WIFI 5GHz (0); Frequency: 5180 MHz;Duty Cycle: 1:1.057
Medium parameters used: f = 5180 MHz; σ = 4.757 S/m; ε_r = 37.047; ρ = 1000 kg/m^3
Phantom section: Right Section

DASY Configuration:

- Probe: EX3DV4 - SN3805; ConvF(5.38, 5.38, 5.38); Calibrated: 2023/11/23;
- Sensor-Surface: 2mm (Mechanical Surface Detection)
- Electronics: DAE3 Sn373; Calibrated: 2024/1/3
- Phantom: SAM v5.0; Type: SAM; Serial: 1850
- DASY52 52.8.8(1222); SEMCAD X 14.6.10(7331)

Configuration/Unnamed procedure/Area Scan (11x13x1): Measurement grid: dx=10mm, dy=10mm
Maximum value of SAR (measured) = 0.358 W/kg

Configuration/Unnamed procedure/Zoom Scan (7x7x12)/Cube 0: Measurement grid: dx=4mm, dy=4mm, dz=2mm
Reference Value = 5.546 V/m; Power Drift = 0.18 dB
Peak SAR (extrapolated) = 0.716 W/kg
SAR(1 g) = 0.324 W/kg; SAR(10 g) = 0.112 W/kg

Maximum value of SAR (measured) = 0.359 W/kg



Date: 2024/07/10

Test Laboratory: LCS-SAR Lab

WIFI 5.2G 802.11a 36CH Rear side 0mm

DUT: TABLET PC; Type: TEO8M4BK64; Serial: A240613055-1

Communication System: UID 0, WIFI 5GHz (0); Frequency: 5180 MHz;Duty Cycle: 1:1.057
Medium parameters used: f = 5180 MHz; σ = 4.757 S/m; ε_r = 37.047; ρ = 1000 kg/m^3
Phantom section: Flat Section

DASY Configuration:

- Probe: EX3DV4 - SN3805; ConvF(5.38, 5.38, 5.38); Calibrated: 2023/11/23;
- Sensor-Surface: 2mm (Mechanical Surface Detection)
- Electronics: DAE3 Sn373; Calibrated: 2024/1/3
- Phantom: SAM v5.0; Type: SAM; Serial: 1850
- DASY52 52.8.8(1222); SEMCAD X 14.6.10(7331)

Configuration/Unnamed procedure/Area Scan (11x16x1): Measurement grid: dx=10mm, dy=10mm
Maximum value of SAR (measured) = 0.508 W/kg

Configuration/Unnamed procedure/Zoom Scan (7x7x12)/Cube 0: Measurement grid: dx=4mm, dy=4mm, dz=2mm
Reference Value = 1.134 V/m; Power Drift = -0.03 dB
Peak SAR (extrapolated) = 0.874 W/kg
SAR(1 g) = 0.457 W/kg; SAR(10 g) = 0.224 W/kg

Maximum value of SAR (measured) = 0.510 W/kg

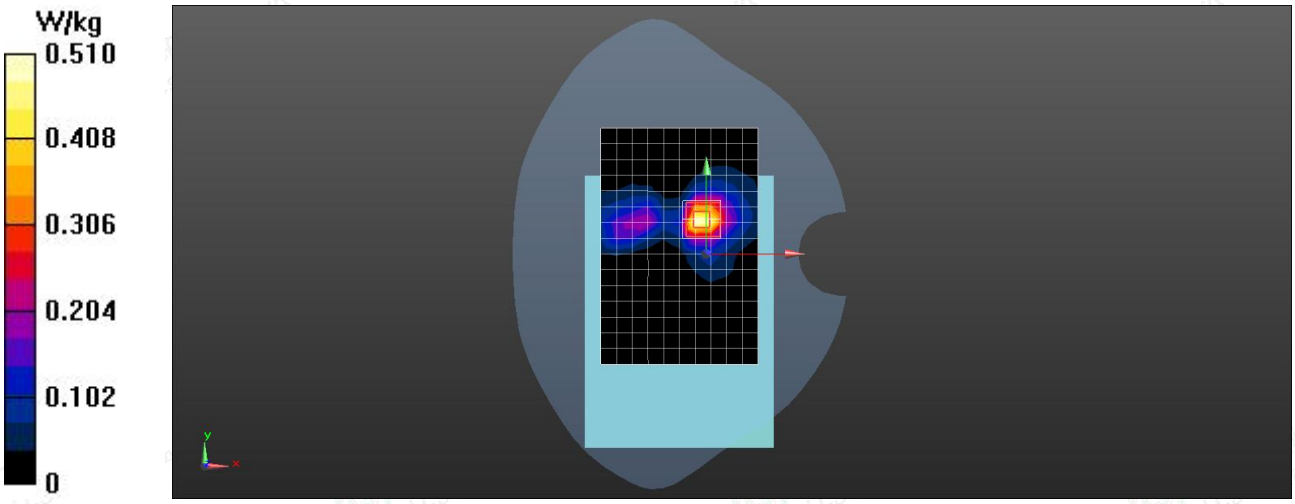

Date: 2024/07/10

Test Laboratory: LCS-SAR Lab

WIFI 5.3G 802.11a 52CH Right Cheek

DUT: TABLET PC; Type: TEO8M4BK64; Serial: A240613055-1

Communication System: UID 0, WIFI 5GHz (0); Frequency: 5260 MHz;Duty Cycle: 1:1.057
Medium parameters used: f = 5260 MHz; σ = 4.853 S/m; ε_r = 36.851; ρ = 1000 kg/m^3
Phantom section: Right Section

DASY Configuration:

- Probe: EX3DV4 - SN3805; ConvF(5.38, 5.38, 5.38); Calibrated: 2023/11/23;
- Sensor-Surface: 2mm (Mechanical Surface Detection)
- Electronics: DAE3 Sn373; Calibrated: 2024/1/3
- Phantom: SAM v5.0; Type: SAM; Serial: 1850
- DASY52 52.8.8(1222); SEMCAD X 14.6.10(7331)

Configuration/Unnamed procedure/Area Scan (11x13x1): Measurement grid: dx=10mm, dy=10mm
Maximum value of SAR (measured) = 0.360 W/kg

Configuration/Unnamed procedure/Zoom Scan (7x7x12)/Cube 0: Measurement grid: dx=4mm, dy=4mm, dz=2mm
Reference Value = 5.546 V/m; Power Drift = -0.09 dB
Peak SAR (extrapolated) = 0.684 W/kg
SAR(1 g) = 0.317 W/kg; SAR(10 g) = 0.109 W/kg

Maximum value of SAR (measured) = 0.362 W/kg



Date: 2024/07/10

Test Laboratory: LCS-SAR Lab

WIFI 5.3G 802.11a 52CH Rear side 0mm

DUT: TABLET PC; Type: TEO8M4BK64; Serial: A240613055-1

Communication System: UID 0, WIFI 5GHz (0); Frequency: 5260 MHz;Duty Cycle: 1:1.057
Medium parameters used: f = 5260 MHz; σ = 4.853 S/m; ε_r = 36.851; ρ = 1000 kg/m^3
Phantom section: Right Section

DASY Configuration:

- Probe: EX3DV4 - SN3805; ConvF(5.38, 5.38, 5.38); Calibrated: 2023/11/23;
- Sensor-Surface: 2mm (Mechanical Surface Detection)
- Electronics: DAE3 Sn373; Calibrated: 2024/1/3
- Phantom: SAM v5.0; Type: SAM; Serial: 1850
- DASY52 52.8.8(1222); SEMCAD X 14.6.10(7331)

Configuration/Unnamed procedure/Area Scan (11x16x1): Measurement grid: dx=10mm, dy=10mm
Maximum value of SAR (measured) = 0.493 W/kg

Configuration/Unnamed procedure/Zoom Scan (7x7x12)/Cube 0: Measurement grid: dx=4mm, dy=4mm, dz=2mm
Reference Value = 1.134 V/m; Power Drift = -0.01 dB
Peak SAR (extrapolated) = 0.874 W/kg
SAR(1 g) = 0.462 W/kg; SAR(10 g) = 0.218 W/kg

Maximum value of SAR (measured) = 0.495 W/kg

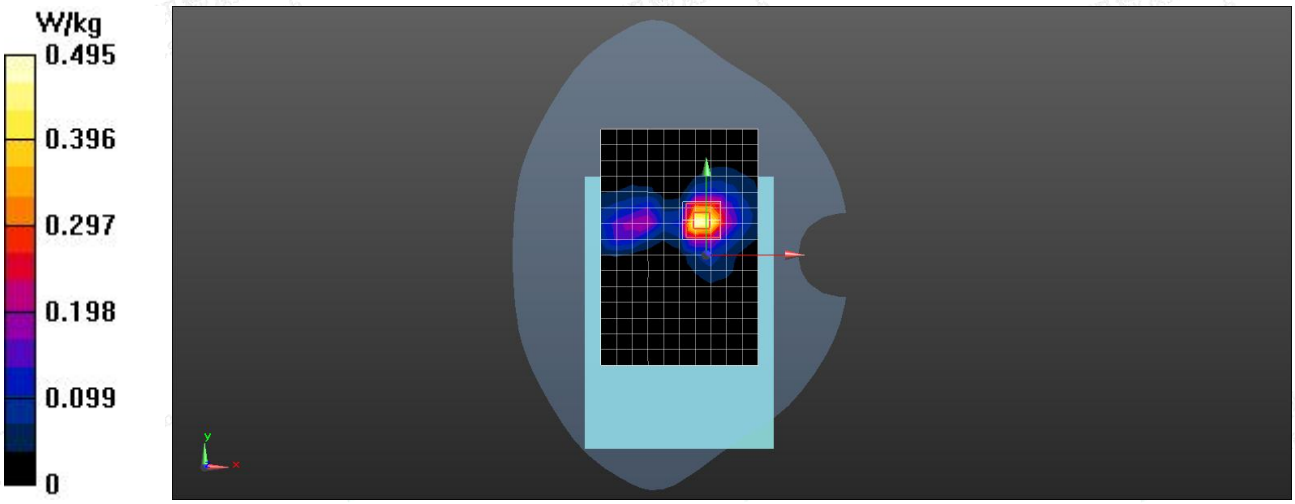

Date: 2024/07/10

Test Laboratory: LCS-SAR Lab

WIFI 5.8G 802.11a 157CH Right Cheek

DUT: TABLET PC; Type: TEO8M4BK64; Serial: A240613055-1

Communication System: UID 0, WIFI 5GHz (0); Frequency: 5785 MHz;Duty Cycle: 1:1.058
Medium parameters used: f = 5785 MHz; σ = 5.491 S/m; ε_r = 35.472; ρ = 1000 kg/m^3
Phantom section: Right Section

DASY Configuration:

- Probe: EX3DV4 - SN3805; ConvF(4.88, 4.88, 4.88); Calibrated: 2023/11/23;
- Sensor-Surface: 2mm (Mechanical Surface Detection)
- Electronics: DAE3 Sn373; Calibrated: 2024/1/3
- Phantom: SAM v5.0; Type: SAM; Serial: 1850
- DASY52 52.8.8(1222); SEMCAD X 14.6.10(7331)

Configuration/Unnamed procedure/Area Scan (11x13x1): Measurement grid: dx=10mm, dy=10mm
Maximum value of SAR (measured) = 0.334 W/kg

Configuration/Unnamed procedure/Zoom Scan (7x7x12)/Cube 0: Measurement grid: dx=4mm, dy=4mm, dz=2mm
Reference Value = 5.010 V/m; Power Drift = -0.16 dB
Peak SAR (extrapolated) = 0.649 W/kg
SAR(1 g) = 0.309 W/kg; SAR(10 g) = 0.106 W/kg

Maximum value of SAR (measured) = 0.335 W/kg



Date: 2024/07/10

Test Laboratory: LCS-SAR Lab

WIFI 5.8G 802.11a 157CH Rear side 0mm

DUT: TABLET PC; Type: TEO8M4BK64; Serial: A240613055-1

Communication System: UID 0, WIFI 5GHz (0); Frequency: 5785 MHz;Duty Cycle: 1:1.058
Medium parameters used: f = 5785 MHz; σ = 5.491 S/m; ε_r = 35.472; ρ = 1000 kg/m^3
Phantom section: Flat Section

DASY Configuration:

- Probe: EX3DV4 - SN3805; ConvF(4.88, 4.88, 4.88); Calibrated: 2023/11/23;
- Sensor-Surface: 2mm (Mechanical Surface Detection)
- Electronics: DAE3 Sn373; Calibrated: 2024/1/3
- Phantom: SAM v5.0; Type: SAM; Serial: 1850
- DASY52 52.8.8(1222); SEMCAD X 14.6.10(7331)

Configuration/Unnamed procedure/Area Scan (11x16x1): Measurement grid: dx=10mm, dy=10mm
Maximum value of SAR (measured) = 0.495 W/kg

Configuration/Unnamed procedure/Zoom Scan (7x7x12)/Cube 0: Measurement grid: dx=4mm, dy=4mm, dz=2mm
Reference Value = 0.06600 V/m; Power Drift = -0.01 dB
Peak SAR (extrapolated) = 0.793 W/kg
SAR(1 g) = 0.459 W/kg; SAR(10 g) = 0.214 W/kg
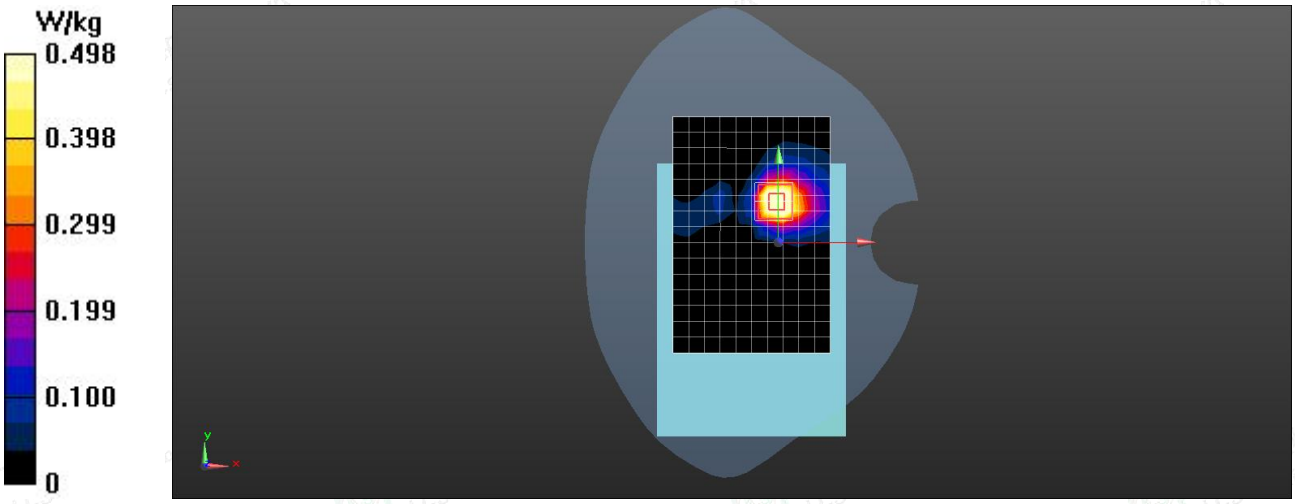
Maximum value of SAR (measured) = 0.498 W/kg