TEST REPORT

APPLICANT	:	JP Morgan Chase Bank N.A
PRODUCT NAME	:	PAYPAD_801_GEN1
MODEL NAME	:	BLADE_801_GEN1
BRAND NAME	:	Chase
FCC ID	:	2BHXP-BLAD08AA
STANDARD(S)	:	47 CFR Part 15 Subpart C
RECEIPT DATE	:	2025-01-10
TEST DATE	:	2025-01-16 to 2025-04-18
ISSUE DATE	:	2025-05-07

Edited by: Su Xiaoxian

Su Xiaoxian (Rapporteur)

Approved by: Shen Junsheng

Shen Junsheng (Supervisor)

NOTE: This document is issued by Shenzhen Morlab Communications Technology Co., Ltd., the test report shall not be reproduced except in full without prior written permission of the company. The test results apply only to the particular sample(s) tested and to the specific tests carried out which is available on request for validation and information confirmed at our website.

MORLAB

Shenzhen Morlab Communications Technology Co., Ltd.
FL.1-3, Building A, FeiYang Science Park, No.8 LongChang Road,
Block67, BaoAn District, ShenZhen , GuangDong Province, P. R. China

Tel: 86-755-36698555 Fax: 86-755-36698525
Http://www.morlab.cn E-mail: service@morlab.cn

DIRECTORY

1. Summary of Test Result ····· 4
1.1. Testing Applied Standards ····· 5
1.2. Test Equipment List ····· 6
1.3. Measurement Uncertainty ····· 8
1.4. Testing Laboratory ····· 8
2. General Description ····· 9
2.1. Information of Applicant and Manufacturer ····· 9
2.2. Information of EUT ····· 9
2.3. Channel List of EUT ····· 11
2.4. Test Configuration of EUT ····· 12
2.5. Test Conditions ····· 13
2.6. Test Setup Layout Diagram ····· 14
3. Test Results ····· 17
3.1. Antenna Requirement ····· 17
3.2. Duty Cycle of Test Signal ····· 18
3.3. Maximum Peak and Average Conducted Output Power ····· 19
3.4. 6 dB Bandwidth ····· 20
3.5. Conducted Spurious Emissions and Band Edge ····· 21
3.6. Power Spectral Density ····· 22
3.7. Conducted Emission ····· 23
3.8. Restricted Frequency Bands ····· 24
3.9. Radiated Emission ····· 25
Annex A Test Data and Result ····· 27

Change History		
Version	**Date**	**Reason for change**
1.0	2025-05-07	First edition

1. Summary of Test Result

No.	Section	Description	Test Date	Test Engineer	Result	Method Determination /Remark
1	15.203	Antenna Requirement	N/A	N/A	PASS	No deviation
2	N/A	Duty Cycle of Test Signal	Feb. 11, 2025-Feb. 18, 2025	Li Xinpeng	PASS	No deviation
3	15.247(b)	Maximum Peak Conducted Output Power	Feb. 11, 2025-Feb. 18, 2025	Li Xinpeng	PASS	No deviation
4	15.247(b)	Maximum Average Conducted Output Power	Feb. 11, 2025-Feb. 18, 2025	Li Xinpeng	PASS	No deviation
5	15.247(a)	Bandwidth	Feb. 11, 2025-Feb. 18, 2025	Li Xinpeng	PASS	No deviation
6	15.247(d)	Conducted Spurious Emission and Band Edge	Mar. 11, 2025-Mar. 13, 2025	Li Xinpeng	PASS	No deviation
7	15.247(e)	Power Spectral Density	Mar. 11, 2025-Mar. 13, 2025	Li Xinpeng	PASS	No deviation
8	15.207	Conducted Emission	Mar. 15, 2025	Fan Shengquan	PASS	No deviation
9	15.247(d)	Restricted Frequency Bands	Feb. 25, 2025	Li Hanbin	PASS	No deviation
10	15.209, 15.247(d)	Radiated Emission	Feb. 25, 2025	Li Hanbin	PASS	No deviation

Note 1: All test items are tested and evaluated in the worse mode with reference to output power results.

Note 2: The tests were performed according to the method of measurements prescribed in ANSI C63.10-2013 and KDB558074 D01 v05r02.

Note 3: Additions to, deviation, or exclusions from the method shall be judged in the "method determination" column of add, deviate or exclude from the specific method shall be explained in the "Remark" of the above table.

Note 4: When the test result is a critical value, we will use the measurement uncertainty give the judgment result based on the 95% confidence intervals.

1.1. Testing Applied Standards

According to the specifications of the manufacturer, the EUT must comply with the requirements of the following standards:

• 47 CFR Part 15 Subpart C Radio Frequency Devices

1.2. Test Equipment List

1.2.1 Conducted Test Equipments

Equipment Name	Serial No.	Type	Manufacturer	Cal. Date	Due Date
EXA Signal Analzyer	MY53470836	N9010A	Agilent	2025.01.15	2026.01.14
Power Sensor	MY54180008	U2021XA	Agilent	2025.01.15	2026.01.14
Attenuator	MTJ6004-20	VAT-10+	MTJ Cooperation	N/A	N/A
RF Cable (30MHz-26GHz)	CB01	RF01	Morlab	N/A	N/A
Coaxial Cable	CB02	RF02	Morlab	N/A	N/A
SMA Connector	CN01	RF03	HUBER-SUHNER	N/A	N/A

1.2.2 Conducted Emission Test Equipments

Equipment	Serial No.	Type	Manufacturer	Cal. Date	Due Date
Receiver	MY56400093	N9038A	KEYSIGHT	2025.01.06	2026.01.05
LISN	8127449	NSLK 8127	Schwarzbeck	2025.01.09	2026.01.18
Pulse Limiter (10dB)	VTSD 9561 F-B #206	VTSD 9561-F	Schwarzbeck	2024.05.30	2025.05.29
RF Coaxial Cable (DC-100MHz)	BNC	MRE04	Qualwave	2024.07.02	2025.07.01

1.2.3 List of Software Used

Description	Manufacturer	Software Version
Test System	MaiWei	2.0.0.0
JS32-RE	Tonscend	5.0.0
TS+ -[JS32-CE]	Tonscend	2.5.0.0

1.2.4 Radiated Test Equipments

Equipment	Serial No.	Type	Manufacturer	Cal. Date	Due Date
Signal Analyzer	MY56060145	N9020A	Agilent	2024.05.30	2025.05.29
Test Antenna - Bi-Log	9163-519	VULB 9163	Schwarzbeck	2024.06.22	2025.06.21
Test Antenna - Loop	1519-022	FMZB1519	Schwarzbeck	2024.06.03	2025.06.02
Test Antenna – Horn	01774	BBHA 9120D	Schwarzbeck	2024.06.22	2025.06.21
Test Antenna – Horn	BBHA9170 #773	BBHA9170	Schwarzbeck	2024.06.22	2025.06.21
Preamplifier (10MHz-6GHz)	46732	S10M100L3802	LUCIX CORP.	2024.05.30	2025.05.29
Preamplifier (2GHz-18GHz)	61171/61172	S020180L3203	LUCIX CORP.	2024.05.30	2025.05.29
Preamplifier (18GHz-40GHz)	DS77209	DCLNA0118-40C-S	Decentest	2024.05.30	2025.05.29
RF Coaxial Cable (DC-18GHz)	MRE001	PE330	Pasternack	2024.05.30	2025.05.29
RF Coaxial Cable (DC-18GHz)	MRE002	CLU18	Pasternack	2024.05.30	2025.05.29
RF Coaxial Cable (DC-18GHz)	MRE003	CLU18	Pasternack	2024.05.30	2025.05.29
RF Coaxial Cable (DC-40GHz)	22290045	QA360-40-KK-0.5	Qualwave	2024.07.03	2025.07.02
RF Coaxial Cable (DC-40GHz)	22290046	QA360-40-KKF-2	Qualwave	2024.07.03	2025.07.02
RF Coaxial Cable (DC-18GHz)	22120181	QA500-18-NN-5	Qualwave	2024.07.03	2025.07.02
Notch Filter	N/A	WRCG-2400-2483.5-60SS	Wainwright	N/A	N/A
Anechoic Chamber	N/A	9m*6m*6m	CRT	2022.05.10	2025.05.09

1.3. Measurement Uncertainty

Test Items	Uncertainty	Remark
Peak Output Power	±2.22dB	Confidence levels of 95%
Power Spectral Density	±2.22dB	Confidence levels of 95%
Bandwidth	±5%	Confidence levels of 95%
Conducted Spurious Emission	±2.77dB	Confidence levels of 95%
Restricted Frequency Bands	±5%	Confidence levels of 95%
Radiated Emission	±2.95dB	Confidence levels of 95%
Conducted Emission	±2.44dB	Confidence levels of 95%

1.4. Testing Laboratory

Laboratory Name:	Shenzhen Morlab Communications Technology Co., Ltd.
Laboratory Address:	FL.3, Building A, FeiYang Science Park, No.8 LongChang Road, Block 67, BaoAn District, ShenZhen, GuangDong Province, P. R. China
Telephone:	+86 755 36698555
Facsimile:	+86 755 36698525
FCC Designation Number:	CN1192
FCC Test Firm Registration Number:	226174

2. General Description

2.1. Information of Applicant and Manufacturer

Applicant:	JP Morgan Chase Bank N.A
Applicant Address:	70 Fargo St, Boston, MA, USA 02210
Manufacturer:	JP Morgan Chase Bank N.A
Manufacturer Address:	70 Fargo St, Boston, MA, USA 02210

2.2. Information of EUT

Product Name:	PAYPAD_801_GEN1		
Sample No.:	1#, 19#, 32#		
Hardware Version:	PVT		
Software Version:	BLADE_801_GEN1.BE2M.20250403		
Modulation Technology:	DSSS, OFDM, OFDMA		
Modulation Type:	Refer to section 2.4		
Wireless Technology:	802.11b, 802.11g, 802.11n (HT20), 802.11n (HT40), 802.11ac (VHT20), 802.11ac (VHT40), 802.11ax (HEW20), 802.11ax (HEW40)		
Operating Frequency Range:	2412MHz–2472MHz		
Antenna Type:	PIFA Antenna		
Antenna Gain (dBi):	ANT 1	ANT 2	Directional Gain Note 2
	-0.78	0.51	2.90
Accessory Information:	Battery		
	Brand Name:	Chase	
	Model No.:	860010	
	Serial No.:	N/A	
	Capacity:	6150mAh	
	Rated Voltage:	3.85V	
	Charge Limit:	4.4V	
	Manufacturer:	Shenzhen GUANGWEI Electronic Technology Co., Ltd.	
	USB Cable		
	Model:	HC-0412	
	Manufacturer:	N/A	

Note 1: The EUT supports a MIMO function. Physically, the EUT provides two completed

transmitters and two receivers for 802.11n, 802.11ac and 802.11ax modulation mode.

Modulation Mode:	**TX Function**
802.11b/g	1TX
802.11n/ac/ax	2TX

Note 2: Directional gain is calculated based on KDB 662911 D01

KDB 662911 D01 Directional Gain Calculation			
Clause	Type	Correlation	Calculation formula
F.2.a	Equal G_{ANT} & Power	☐(i). Correlated	$G_{ANT} + 10\log(N_{ANT})$
		☐(ii). Uncorrelated	G_{ANT}
F.2.d	Unequal G_{ANT} & Equal Power	☒(i). Correlated	$10\log[(10^{G1/20} + 10^{G2/20} + \ldots + 10^{GN/20})^2/N_{ANT}]$
		☐(ii). Uncorrelated	$10\log[(10^{G1/10} + 10^{G2/10} + \ldots + 10^{GN/10})/N_{ANT}]$

Where G_{ANT} is the antenna gain in dBi, N_{ANT} is the number of outputs.

Note 3: All radiation test items for 802.11n, 802.11ac and 802.11ax modulation mode operate at MIMO mode during the test. Other modulation mode operate at SISO mode, both of the two antennas were tested separately, we only recorded the worst test result (ANT 2) in this report.

Note 4: For a more detailed description, please refer to Specification or User's Manual supplied by the applicant and/or manufacturer.

2.3. Channel List of EUT

Nominal Channel Bandwidth	Channel	Frequency (MHz)	Channel	Frequency (MHz)
20MHz	**1**	**2412**	8	2447
	2	2417	9	2452
	3	2422	10	2457
	4	2427	**11**	**2462**
	5	2432		
	6	**2437**		
	7	2442		
Nominal Channel Bandwidth	**Channel**	**Frequency (MHz)**	**Channel**	**Frequency (MHz)**
40MHz	**3**	**2422**	8	2447
	4	2427	**9**	**2452**
	5	2432		
	6	**2437**		
	7	2442		

Note 1: The black bold channels were selected for test.

2.4. Test Configuration of EUT

2.4.1.Modulation Type and Data Rate of EUT

Mode	Bandwidth (MHz)	Modulation Technology	Modulation Type	Data Rate	RU Size
802.11b	20	DSSS	**DBPSK**	**1**/2/5.5/11Mbps	N/A
			DQPSK		
			CCK		
802.11g	20	OFDM	**BPSK**	**6**/9/12/18/24/36/48/54Mbps	N/A
			QPSK		
			16QAM		
			64QAM		
802.11n	20/40 (HT20/40)	OFDM	**BPSK**	**MCS0**~MCS7	N/A
			QPSK		
			16QAM		
			64QAM		
802.11ac	20/40 (VHT20/40)	OFDM	**BPSK**	**MSC0**~MCS9	N/A
			QPSK		
			16QAM		
			64QAM		
			256QAM		
802.11ax	20/40 (HEW20/40)	OFDM/ OFDMA	**BPSK**	**MSC0**~MCS11	26/52/106/242
			QPSK		
			16QAM		
			64QAM		
			256QAM		
			1024QAM		

Note1: The worst-case mode (bold face) in all data rates has been determined during the pre-scan, only the test data of the worst-case were recorded in this report.

Note2: The RF signal transmission of EUT is controlled by the build-in engineering mode which is provided by the manufacturer. The recorded power setting value is the maximum that the engineering mode has configuration during testing.

2.4.2.802.11ax RU Allocation

BW (MHz)	RU Size			User	RU Offset
	Full (Tone)	Partial			
		(Tone)	BW (MHz)		
20	242	26	2	9	@0/1/2/3/4/5/6/7/8
		52	4	4	@37/38/39/40
		106	8	2	@53/54
40	484	26	2	18	@0/1/2……15/16/17
		52	4	8	@37/38/39/40/41/42/43/44
		106	8	4	@53/54/55/56
		242	20	2	@61/62

2.5. Test Conditions

Temperature (°C):	15-35
Relative Humidity (%):	30-60
Atmospheric Pressure (kPa):	86-106

2.6. Test Setup Layout Diagram

2.6.1.Conducted Measurement

Power item

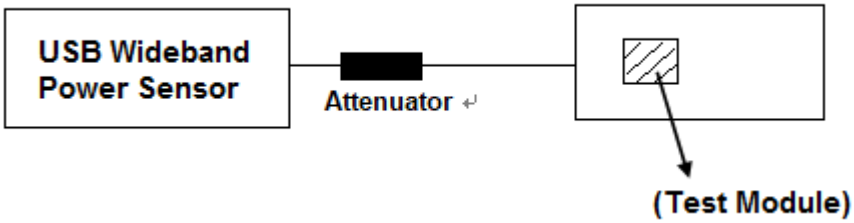

Other items

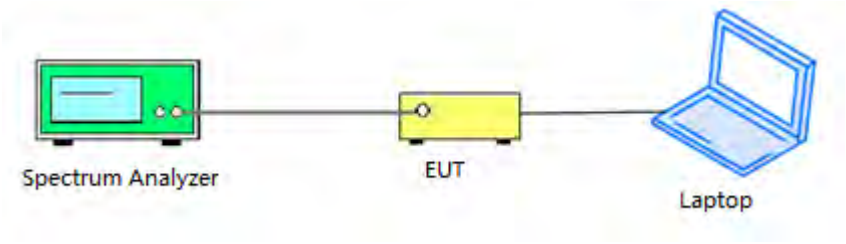

2.6.2.Conducted Emission Measurement

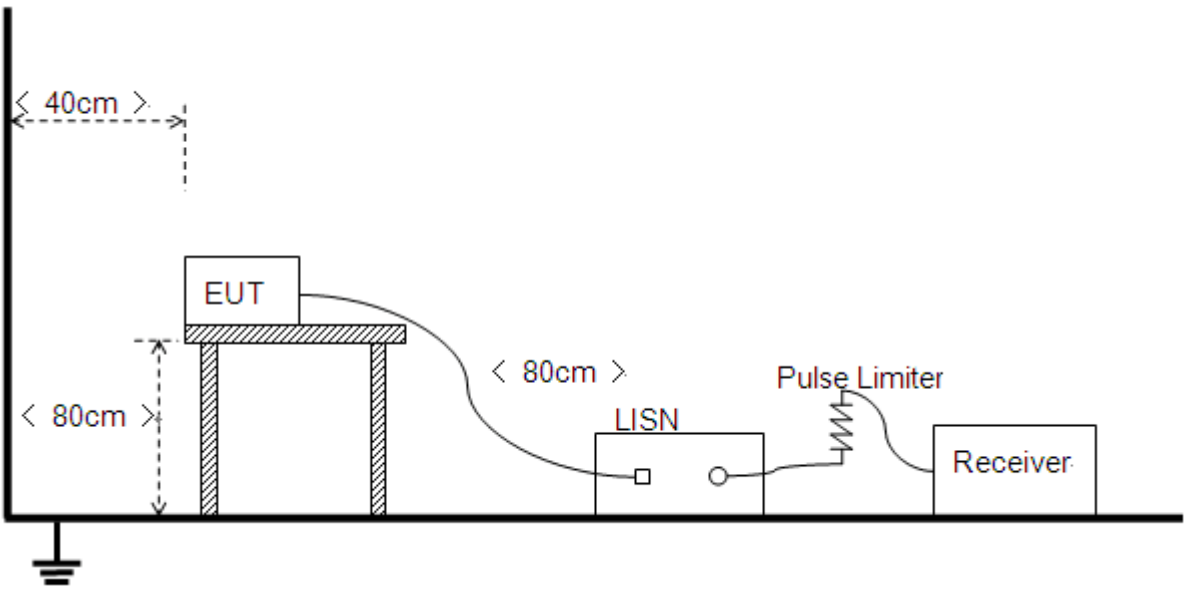

2.6.3.Radiation Measurement

1) For radiated emissions from 9kHz to 30MHz

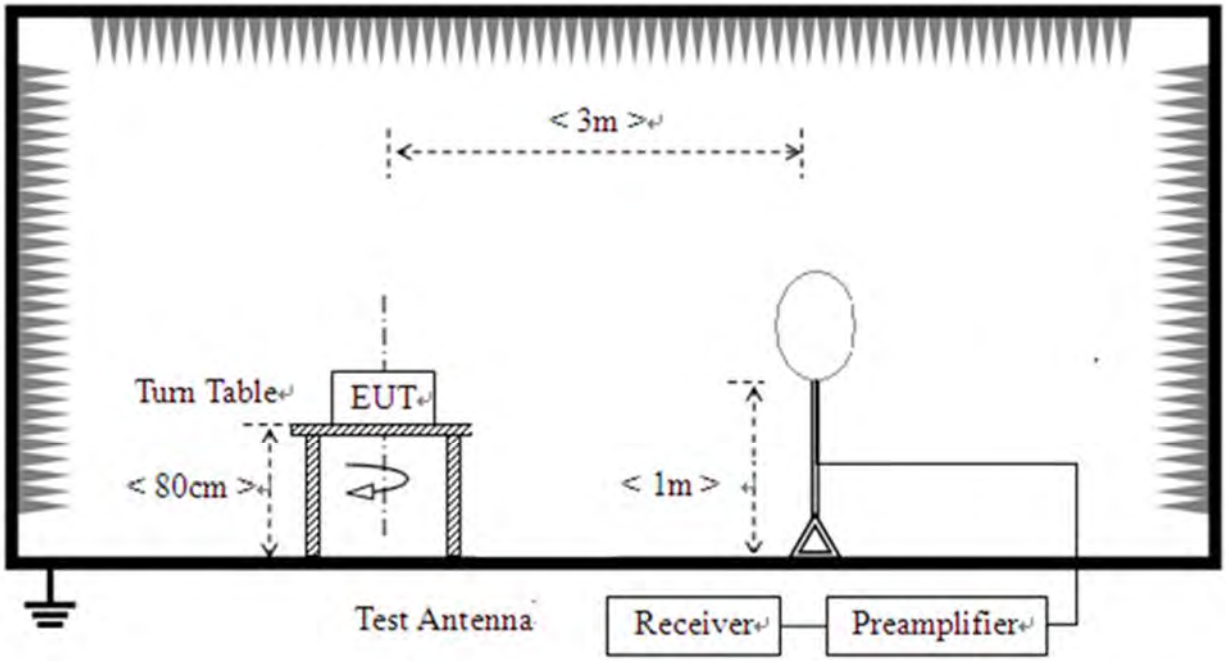

2) For radiated emissions from 30MHz to1GHz

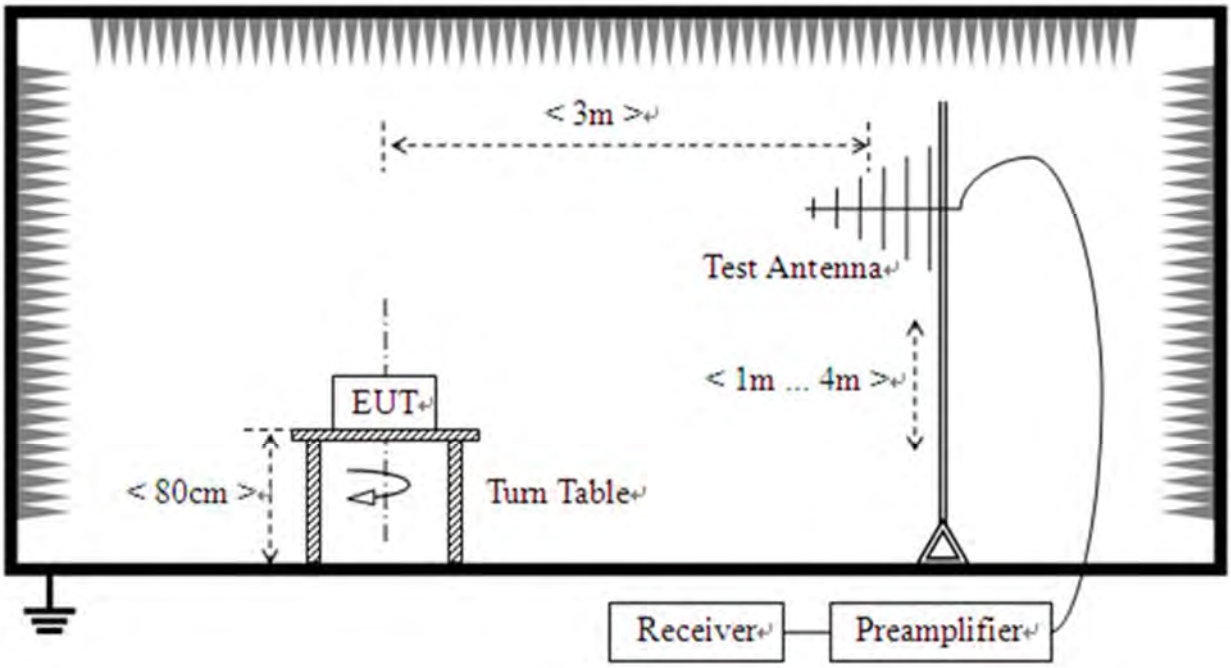

3) For radiated emissions above 1GHz

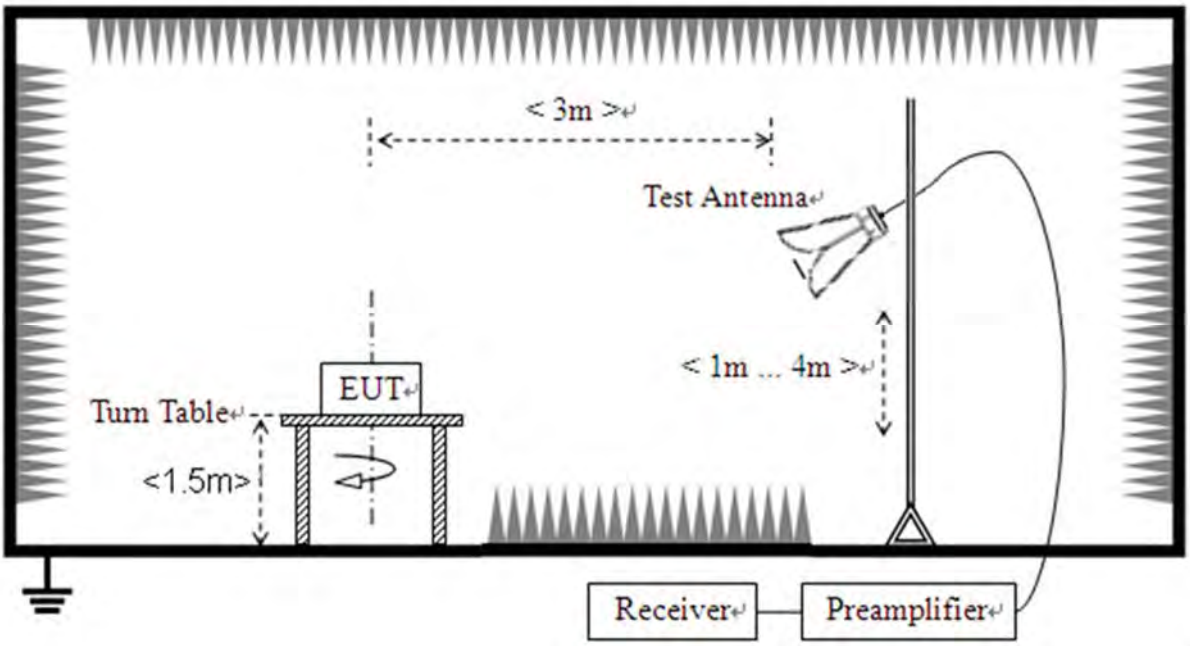

3. Test Results

3.1. Antenna Requirement

3.1.1.Requirement

According to FCC 15.203, an intentional radiator shall be designed to ensure that no antenna other than that furnished by the responsible party shall be used with the device. The use of a permanently attached antenna or of an antenna that uses a unique coupling to the intentional radiator shall be considered sufficient to comply with the provisions of this section.

3.1.2.Test Result

Antenna location	Antenna Type	Coupling Method
☒Internal ☐External	☐FPC Antenna ☐Spring Antenna ☐Ceramic Antenna ☐Integrated Antenna ☐Dipole Antenna ☐PCB Antenna ☒PIFA Antenna	☒I-PEX Connector ☐SMA Connector ☐RP-SMA Connector ☐Metal Shrapnel ☐Layout

3.2. Duty Cycle of Test Signal

3.2.1.Requirement

Preferably, all measurements of maximum conducted (average) output power will be performed with the EUT transmitting continuously (i.e., with a duty cycle of greater than or equal to 98%).When continuous operation cannot be realized, then the use of sweep triggering/signal gating techniques can be used to ensure that measurements are made only during transmissions at the maximum power control level. Such sweep triggering/signal gating techniques will require knowledge of the minimum transmission duration(T) over which the transmitter is on and is transmitting at its maximum power control level for the tested mode of operation. Sweep triggering/signal gating techniques can then be used if the measurement/sweep time of the analyzer can be set such that it does not exceed T at any time that data are being acquired (i.e.,no transmitter OFF-time is to be considered).
When continuous transmission cannot be achieved and sweep triggering/signal gating cannot be implemented, alternative procedures are provided that can be used to measure the average power; however, they will require an additional measurement of the transmitter duty cycle (D). Within this sub clause, the duty cycle refers to the fraction of time over which the transmitter is ON and is transmitting at its maximum power control level. The duty cycle is considered to be constant if variations are less than ±2%; otherwise, the duty cycle is considered to be non constant.

3.2.2.Test Result

Refer to Annex A.1 in this report.

3.3. Maximum Peak and Average Conducted Output Power

3.3.1. Requirement

According to FCC section 15.247(b)(3), For systems using digital modulation in the 902-928 MHz, 2400-2483.5 MHz, and 5725-5850 MHz bands: The maximum conducted output power of the intentional radiator shall not exceed 1 Watt. If transmitting antennas of directional gain greater than 6 dBi are used, the conducted output power from the intentional radiator shall be reduced below the stated values in above of this section, as appropriate, by the amount in dB that the directional gain of the antenna exceeds 6 dBi.

3.3.2. Test Procedures

The EUT (Equipment under the test) which is coupled to the USB Wideband Power Sensor; the RF load attached to the EUT antenna terminal is 50Ohm; the path loss as the factor is calibrated to correct the reading.

3.3.3. Test Setup Layout

Refer to chapter 2.6.1 in this report.

3.3.4. Test Result

Refer to Annex A.2 and A.3 in this report.

3.4.6 dB Bandwidth

3.4.1.Requirement

According to FCC section 15.247(a) (2), systems using digital modulation techniques may operate in the 902 - 928 MHz, 2400 - 2483.5 MHz, and 5725 - 5850 MHz bands. The minimum 6dB bandwidth shall be at least 500 kHz.

3.4.1.Test Procedures

KDB 558074 Section 8.2 was used in order to prove compliance.

3.4.2.Test Setup Layout

Refer to chapter 2.6.1 in this report.

3.4.3.Test Result

Refer to Annex A.4 in this report.

3.5. Conducted Spurious Emissions and Band Edge

3.5.1. Requirement

According to FCC section 15.247(d), in any 100kHz bandwidth outside the frequency band in which the spread spectrum or digitally modulated intentional radiator is operating, the radio frequency power that is produced by the intentional radiator shall be at least 20dB below that in the 100kHz bandwidth within the band that contains the highest level of the desired power, based on either an RF conducted or a radiated measurement.

3.5.2. Test Procedures

KDB 558074 Section 8.5 and 8.7 was used in order to prove compliance.

3.5.3. Test Setup Layout

Refer to chapter 2.6.1 in this report.

3.5.4. Test Result

Refer to Annex A.5 and A.6 in this report.

3.6. Power Spectral Density

3.6.1.Requirement

For digitally modulated systems, the power spectral density conducted from the intentional radiator to the antenna shall not be greater than 8dBm in any 3 kHz band during any time interval of continuous transmission. This power spectral density shall be determined in accordance with the provisions of paragraph (b) of this section. The same method of determining the conducted output power shall be used to determine the power spectral density.

3.6.2.Test Procedures

The measured power spectral density was calculated by the reading of the spectrum analyzer and calibration. Following is the test procedure for PSD test:
a) Set analyzer center frequency to channel center frequency
b) Set span to1.5 times DTS
c) Set RBW to 30kHz
d) Set VBW to 100kHz
e) Detector = peak
f) Sweep time = auto couple
g) Trace mode = max hold
h) Allow trace to fully stabilize
i) Use the peak marker function to determine the maximum amplitude level and recorded as PD
j) Use below formula to calculate the Conducted PSD value that at specified RBW:
Conducted PSD=PD-10lg(30k/3k)

3.6.3.Test Setup Layout

Refer to chapter 2.6.1 in this report.

3.6.4.Test Result

Refer to Annex A.7 in this report.

3.7. Conducted Emission

3.7.1.Requirement

According to FCC section 15.207, for an intentional radiator that is designed to be connected to the public utility (AC) power line, the radio frequency voltage that is conducted back onto the AC power line on any frequency within the band 150kHz to 30MHz shall not exceed the limits in the following table, as measured using a 50μH/50Ω line impedance stabilization network (LISN).

Frequency Range (MHz)	Conducted Limit (dBμV)	
	Quai-peak	Average
0.15 - 0.50	66 to 56	56 to 46
0.50 - 5	56	46
5 - 30	60	50

Note:

(a) The lower limit shall apply at the band edges.

(b) The limit decreases linearly with the logarithm of the frequency in the range 0.15 - 0.50MHz.

3.7.2.Test Procedures

The Table-top EUT was placed upon a non-metallic table 0.8m above the horizontal metal reference ground plane. EUT was connected to LISN and LISN was connected to reference Ground Plane. EUT was 80cm from LISN. The set-up and test methods were according to ANSI C63.10: 2013.

3.7.3.Test Setup Layout

Refer to chapter 2.6.2 in this report.

3.7.4.Test Result

Refer to Annex A.8 in this report.

3.8. Restricted Frequency Bands

3.8.1.Requirement

According to FCC section 15.247(d), in any 100kHz bandwidth outside the frequency band in which the spread spectrum or digitally modulated intentional radiator is operating, the radio frequency power that is produced by the intentional radiator shall be at least 20dB below that in the 100kHz bandwidth within the band that contains the highest level of the desired power, In addition, radiated emissions which fall in the restricted bands, as defined in 15.205(a), must also comply with the radiated emission limits specified in 15.209(a).

3.8.2.Test Procedures

The EUT is located in a 3m Semi-Anechoic Chamber; the antenna factors, cable loss and so on of the site as factors are calculated to correct the reading.
For the Test Antenna:
Test Antenna is 3m away from the EUT. Test Antenna height is varied from 1m to 4m above the ground to determine the maximum value of the field strength.
Span = wide enough to fully capture the emission being measured
RBW = 1 MHz for f ≥ 1GHz, 100 kHz for f < 1GHz
VBW = 3 MHz
Sweep = auto
Detector function = peak/average
Trace = max hold
Allow the trace to stabilize

3.8.3.Test Setup Layout

Refer to chapter 2.6.3 in this report.

3.8.4.Test Result

Refer to Annex A.9 in this report.

3.9. Radiated Emission

3.9.1.Requirement

According to FCC section 15.247(d), radiated emission outside the frequency band attenuation below the general limits specified in FCC section 15.209(a) is not required. In addition, radiated emissions which fall in the restricted bands, as defined in FCC section 15.205(a), must also comply with the radiated emission limits specified in FCC section 15.209(a).

According to FCC section 15.209 (a), except as provided elsewhere in this subpart, the emissions from an intentional radiator shall not exceed the field strength levels specified in the following table:

Frequency (MHz)	Field Strength (μV/m)	Measurement Distance (m)
0.009 - 0.490	2400/F(kHz)	300
0.490 - 1.705	24000/F(kHz)	30
1.705 - 30.0	30	30
30 - 88	100	3
88 - 216	150	3
216 - 960	200	3
Above 960	500	3

Note1: For above 1000MHz, the emission limit in this paragraph is based on measurement instrumentation employing an average detector, measurement using instrumentation with a peak detector function, corresponding to 20dB above the maximum permitted average limit.
Note2: For above 1000MHz, limit field strength of harmonics: 54dBuV/m@3m (AV) and 74dBuV/m@3m (PK).In addition, radiated emissions which fall in the restricted bands, as defined in Section 15.205(a), also should comply with the radiated emission limits specified in Section 15.209(a)(above table).

3.9.2.Test Procedures

The EUT is placed on a non-conducting table 80 cm above the ground plane for measurement below 1GHz; 1.5 m above the ground plane for measurement above 1GHz.The antenna to EUT distance is 3meters. The EUT is configured in accordance with ANSI C63.10. The EUT is set to transmit in a continuous mode.

For measurements below 30MHz, the emission limits shown in the above table are based on measurements employing a CISPR quasi-peak detector except for the frequency bands 9kHz-90 kHz, 110kHz-490 kHz. Radiated emission limits in these two bands are based on measurements employing an average detector.

For measurements below 1GHz the resolution bandwidth is set to 100kHz for peak detection measurements or 120kHz for quasi-peak detection measurements. Peak detection is used unless otherwise noted as quasi-peak.

For measurements above 1GHz the resolution bandwidth is set to 1MHz, the video band width is set to 3MHz for peak measurements and as applicable for average measurements.

The EUT is rotated through 360 degrees to maximize emissions received. The antenna is scanned from 1 to 4 meters above the ground plane to further maximize the emission. Measurements are made with the antenna polarized in both the vertical and the horizontal positions. For measurements above 1 GHz, keeping the measurement antenna aimed at the source of emissions at each frequency of significant emissions, with polarization oriented for maximum response.

3.9.3.Test Setup Layout

Refer to chapter 2.6.3 in this report.

3.9.4.Test Result

Refer to Annex A.10 in this report.

Annex A Test Data and Result

A.1. Duty Cycle of Test Signal

Condition	Mode	Frequency (MHz)	Antenna	Duty Cycle (%)	Correction Factor (dB)	1/T (kHz)
NVNT	b	2412	Ant1	98.29	0.07	1.45
NVNT	b	2437	Ant1	98.57	0.06	1.45
NVNT	b	2462	Ant1	98.29	0.07	1.45
NVNT	b	2412	Ant2	98.29	0.07	1.45
NVNT	b	2437	Ant2	98.29	0.08	1.45
NVNT	b	2462	Ant2	98.29	0.08	1.45
NVNT	g	2412	Ant1	99.34	0.03	0.48
NVNT	g	2437	Ant1	99.34	0.03	0.48
NVNT	g	2462	Ant1	99.34	0.03	0.48
NVNT	g	2412	Ant2	99.34	0.03	0.48
NVNT	g	2437	Ant2	99.34	0.03	0.48
NVNT	g	2462	Ant2	99.24	0.03	0.48
NVNT	n20	2412	Ant1	99.7	0.01	0.19
NVNT	n20	2437	Ant1	99.7	0.01	0.19
NVNT	n20	2462	Ant1	99.7	0.01	0.19
NVNT	n20	2412	Ant2	99.74	0.01	0.19
NVNT	n20	2437	Ant2	99.7	0.01	0.19
NVNT	n20	2462	Ant2	99.7	0.01	0.19
NVNT	n20	2412	Sum	99.7	0.01	0.19
NVNT	n20	2437	Sum	99.7	0.01	0.19
NVNT	n20	2462	Sum	99.74	0.01	0.19
NVNT	n40	2422	Ant1	99.7	0.01	0.19
NVNT	n40	2437	Ant1	99.74	0.01	0.19
NVNT	n40	2452	Ant1	99.74	0.01	0.19
NVNT	n40	2422	Ant2	99.74	0.01	0.19
NVNT	n40	2437	Ant2	99.7	0.01	0.19
NVNT	n40	2452	Ant2	99.7	0.01	0.19
NVNT	n40	2422	Sum	99.74	0.01	0.19
NVNT	n40	2437	Sum	99.7	0.01	0.19
NVNT	n40	2452	Sum	99.7	0.01	0.19
NVNT	ac20	2412	Ant1	99.74	0.01	0.19
NVNT	ac20	2437	Ant1	99.7	0.01	0.19

NVNT	ac20	2462	Ant1	99.74	0.01	0.19
NVNT	ac20	2412	Ant2	99.7	0.01	0.19
NVNT	ac20	2437	Ant2	99.7	0.01	0.19
NVNT	ac20	2462	Ant2	99.7	0.01	0.19
NVNT	ac20	2412	Sum	99.74	0.01	0.19
NVNT	ac20	2437	Sum	99.7	0.01	0.19
NVNT	ac20	2462	Sum	99.7	0.01	0.19
NVNT	ac40	2422	Ant1	99.7	0.01	0.19
NVNT	ac40	2437	Ant1	99.74	0.01	0.19
NVNT	ac40	2452	Ant1	99.74	0.01	0.19
NVNT	ac40	2422	Ant2	99.7	0.01	0.19
NVNT	ac40	2437	Ant2	99.74	0.01	0.19
NVNT	ac40	2452	Ant2	99.7	0.01	0.19
NVNT	ac40	2422	Sum	99.74	0.01	0.19
NVNT	ac40	2437	Sum	99.7	0.01	0.19
NVNT	ac40	2452	Sum	99.7	0.01	0.19
NVNT	ax20	2412	Ant1	99.7	0.01	0.19
NVNT	ax20	2437	Ant1	99.7	0.01	0.19
NVNT	ax20	2462	Ant1	99.7	0.01	0.19
NVNT	ax20	2412	Ant2	99.74	0.01	0.19
NVNT	ax20	2437	Ant2	99.74	0.01	0.19
NVNT	ax20	2462	Ant2	99.74	0.01	0.19
NVNT	ax20	2412	Sum	99.74	0.01	0.19
NVNT	ax20	2437	Sum	99.7	0.01	0.19
NVNT	ax20	2462	Sum	99.7	0.01	0.19
NVNT	ax40	2422	Ant1	99.74	0.01	0.19
NVNT	ax40	2437	Ant1	99.7	0.01	0.19
NVNT	ax40	2452	Ant1	99.74	0.01	0.19
NVNT	ax40	2422	Ant2	99.7	0.01	0.19
NVNT	ax40	2437	Ant2	99.7	0.01	0.19
NVNT	ax40	2452	Ant2	99.74	0.01	0.19
NVNT	ax40	2422	Sum	99.74	0.01	0.19
NVNT	ax40	2437	Sum	99.74	0.01	0.19
NVNT	ax40	2452	Sum	99.7	0.01	0.19
NVNT	ax20 26@0	2412	Ant1	99.61	0.02	0.2
NVNT	ax20 26@0	2437	Ant1	99.61	0.02	0.2
NVNT	ax20 26@0	2462	Ant1	99.61	0.02	0.2
NVNT	ax20 26@0	2412	Ant2	99.61	0.02	0.2

NVNT	ax20 26@0	2437	Ant2	99.57	0.02	0.2
NVNT	ax20 26@0	2462	Ant2	99.61	0.02	0.2
NVNT	ax20 26@0	2412	Sum	99.61	0.02	0.2
NVNT	ax20 26@0	2437	Sum	99.61	0.02	0.2
NVNT	ax20 26@0	2462	Sum	99.61	0.02	0.2
NVNT	ax20 52@37	2412	Ant1	99.57	0.02	0.2
NVNT	ax20 52@37	2437	Ant1	99.57	0.02	0.2
NVNT	ax20 52@37	2462	Ant1	99.61	0.02	0.2
NVNT	ax20 52@37	2412	Ant2	99.57	0.02	0.2
NVNT	ax20 52@37	2437	Ant2	99.61	0.02	0.2
NVNT	ax20 52@37	2462	Ant2	99.61	0.02	0.2
NVNT	ax20 52@37	2412	Sum	99.61	0.02	0.2
NVNT	ax20 52@37	2437	Sum	99.57	0.02	0.2
NVNT	ax20 52@37	2462	Sum	99.61	0.02	0.2
NVNT	ax20 106@53	2412	Ant1	99.54	0.02	0.21
NVNT	ax20 106@53	2437	Ant1	99.58	0.02	0.21
NVNT	ax20 106@53	2462	Ant1	99.58	0.02	0.21
NVNT	ax20 106@53	2412	Ant2	99.58	0.02	0.21
NVNT	ax20 106@53	2437	Ant2	99.58	0.02	0.21
NVNT	ax20 106@53	2462	Ant2	99.58	0.02	0.21
NVNT	ax20 106@53	2412	Sum	99.58	0.02	0.21
NVNT	ax20 106@53	2437	Sum	99.58	0.02	0.21

NVNT	ax20 106@53	2462	Sum	99.58	0.02	0.21
NVNT	ax40 26@0	2422	Ant1	99.61	0.02	0.2
NVNT	ax40 26@0	2437	Ant1	99.61	0.02	0.2
NVNT	ax40 26@0	2452	Ant1	99.61	0.02	0.2
NVNT	ax40 26@0	2422	Ant2	99.61	0.02	0.2
NVNT	ax40 26@0	2437	Ant2	99.61	0.02	0.2
NVNT	ax40 26@0	2452	Ant2	99.61	0.02	0.2
NVNT	ax40 26@0	2422	Sum	99.61	0.02	0.2
NVNT	ax40 26@0	2437	Sum	99.61	0.02	0.2
NVNT	ax40 26@0	2452	Sum	99.61	0.02	0.2
NVNT	ax40 52@37	2422	Ant1	99.57	0.02	0.2
NVNT	ax40 52@37	2437	Ant1	99.61	0.02	0.2
NVNT	ax40 52@37	2452	Ant1	99.61	0.02	0.2
NVNT	ax40 52@37	2422	Ant2	99.61	0.02	0.2
NVNT	ax40 52@37	2437	Ant2	99.61	0.02	0.2
NVNT	ax40 52@37	2452	Ant2	99.61	0.02	0.2
NVNT	ax40 52@37	2422	Sum	99.61	0.02	0.2
NVNT	ax40 52@37	2437	Sum	99.61	0.02	0.2
NVNT	ax40 52@37	2452	Sum	99.61	0.02	0.2
NVNT	ax40 106@53	2422	Ant1	99.58	0.02	0.21
NVNT	ax40 106@53	2437	Ant1	99.58	0.02	0.21
NVNT	ax40 106@53	2452	Ant1	99.58	0.02	0.21
NVNT	ax40 106@53	2422	Ant2	99.58	0.02	0.21
NVNT	ax40 106@53	2437	Ant2	99.58	0.02	0.21

NVNT	ax40 106@53	2452	Ant2	99.58	0.02	0.21
NVNT	ax40 106@53	2422	Sum	99.58	0.02	0.21
NVNT	ax40 106@53	2437	Sum	99.58	0.02	0.21
NVNT	ax40 106@53	2452	Sum	99.58	0.02	0.21
NVNT	ax40 242@61	2422	Ant1	99.27	0.03	0.37
NVNT	ax40 242@61	2437	Ant1	99.27	0.03	0.37
NVNT	ax40 242@61	2452	Ant1	99.27	0.03	0.37
NVNT	ax40 242@61	2422	Ant2	99.27	0.03	0.37
NVNT	ax40 242@61	2437	Ant2	99.27	0.03	0.37
NVNT	ax40 242@61	2452	Ant2	99.27	0.03	0.37
NVNT	ax40 242@61	2422	Sum	99.27	0.03	0.37
NVNT	ax40 242@61	2437	Sum	99.27	0.03	0.37
NVNT	ax40 242@61	2452	Sum	99.27	0.03	0.37

A.2. Maximum Peak Conducted Output Power

Condition	Mode	Frequency (MHz)	Antenna	Conducted Power (dBm)	Duty Factor (dB)	Total Conducted Power (dBm)	Total Conducted Power (W)	Limit Conducted (dBm)	Verdict
NVNT	b	2412	Ant1	21.03	0	21.03	0.12677	30	Pass
NVNT	b	2437	Ant1	20.57	0	20.57	0.11402	30	Pass
NVNT	b	2462	Ant1	20.62	0	20.62	0.11535	30	Pass
NVNT	b	2412	Ant2	21.12	0	21.12	0.12942	30	Pass
NVNT	b	2437	Ant2	20.75	0	20.75	0.11885	30	Pass
NVNT	b	2462	Ant2	20.83	0	20.83	0.12106	30	Pass
NVNT	g	2412	Ant1	25.4	0	25.4	0.34674	30	Pass
NVNT	g	2437	Ant1	25.29	0	25.29	0.33806	30	Pass
NVNT	g	2462	Ant1	25.31	0	25.31	0.33963	30	Pass
NVNT	g	2412	Ant2	25.71	0	25.71	0.37239	30	Pass
NVNT	g	2437	Ant2	25.6	0	25.6	0.36308	30	Pass
NVNT	g	2462	Ant2	25.44	0	25.44	0.34995	30	Pass
NVNT	n20	2412	Ant1	25.07	0	25.07	0.32137	30	Pass
NVNT	n20	2437	Ant1	24.81	0	24.81	0.30269	30	Pass
NVNT	n20	2462	Ant1	25.19	0	25.19	0.33037	30	Pass
NVNT	n20	2412	Ant2	24.82	0	24.82	0.30339	30	Pass
NVNT	n20	2437	Ant2	24.39	0	24.39	0.27479	30	Pass
NVNT	n20	2462	Ant2	25.1	0	25.1	0.32359	30	Pass
NVNT	n20	2412	Ant1	25.34	0	25.34	0.34198	30	Pass
NVNT	n20	2412	Ant2	25.53	0	25.53	0.35727	30	Pass
NVNT	n20	2412	Sum	NaN	NaN	28.45	0.69925	30	Pass
NVNT	n20	2437	Ant1	25.12	0	25.12	0.32509	30	Pass
NVNT	n20	2437	Ant2	25.62	0	25.62	0.36475	30	Pass
NVNT	n20	2437	Sum	NaN	NaN	28.39	0.68984	30	Pass
NVNT	n20	2462	Ant1	24.85	0	24.85	0.30549	30	Pass
NVNT	n20	2462	Ant2	25.29	0	25.29	0.33806	30	Pass
NVNT	n20	2462	Sum	NaN	NaN	28.09	0.64356	30	Pass
NVNT	n40	2422	Ant1	25.93	0	25.93	0.39174	30	Pass
NVNT	n40	2437	Ant1	26.03	0	26.03	0.40087	30	Pass
NVNT	n40	2452	Ant1	26.12	0	26.12	0.40926	30	Pass
NVNT	n40	2422	Ant2	25.99	0	25.99	0.39719	30	Pass
NVNT	n40	2437	Ant2	26.16	0	26.16	0.41305	30	Pass
NVNT	n40	2452	Ant2	26.43	0	26.43	0.43954	30	Pass

NVNT	n40	2422	Ant1	25.94	0	25.94	0.39264	30	Pass
NVNT	n40	2422	Ant2	26.38	0	26.38	0.43451	30	Pass
NVNT	n40	2422	Sum	NaN	NaN	29.18	0.82716	30	Pass
NVNT	n40	2437	Ant1	26.06	0	26.06	0.40365	30	Pass
NVNT	n40	2437	Ant2	26.52	0	26.52	0.44875	30	Pass
NVNT	n40	2437	Sum	NaN	NaN	29.31	0.85239	30	Pass
NVNT	n40	2452	Ant1	26.08	0	26.08	0.40551	30	Pass
NVNT	n40	2452	Ant2	26.6	0	26.6	0.45709	30	Pass
NVNT	n40	2452	Sum	NaN	NaN	29.36	0.8626	30	Pass
NVNT	ac20	2412	Ant1	25.11	0	25.11	0.32434	30	Pass
NVNT	ac20	2437	Ant1	24.58	0	24.58	0.28708	30	Pass
NVNT	ac20	2462	Ant1	25.21	0	25.21	0.33189	30	Pass
NVNT	ac20	2412	Ant2	25.31	0	25.31	0.33963	30	Pass
NVNT	ac20	2437	Ant2	25.44	0	25.44	0.34995	30	Pass
NVNT	ac20	2462	Ant2	24.95	0	24.95	0.31261	30	Pass
NVNT	ac20	2412	Ant1	25.35	0	25.35	0.34277	30	Pass
NVNT	ac20	2412	Ant2	25.68	0	25.68	0.36983	30	Pass
NVNT	ac20	2412	Sum	NaN	NaN	28.53	0.7126	30	Pass
NVNT	ac20	2437	Ant1	25.14	0	25.14	0.32659	30	Pass
NVNT	ac20	2437	Ant2	25.52	0	25.52	0.35645	30	Pass
NVNT	ac20	2437	Sum	NaN	NaN	28.34	0.68304	30	Pass
NVNT	ac20	2462	Ant1	24.95	0	24.95	0.31261	30	Pass
NVNT	ac20	2462	Ant2	25.33	0	25.33	0.34119	30	Pass
NVNT	ac20	2462	Sum	NaN	NaN	28.15	0.6538	30	Pass
NVNT	ac40	2422	Ant1	25.82	0	25.82	0.38194	30	Pass
NVNT	ac40	2437	Ant1	25.87	0	25.87	0.38637	30	Pass
NVNT	ac40	2452	Ant1	26.02	0	26.02	0.39994	30	Pass
NVNT	ac40	2422	Ant2	26.19	0	26.19	0.41591	30	Pass
NVNT	ac40	2437	Ant2	26.33	0	26.33	0.42954	30	Pass
NVNT	ac40	2452	Ant2	26.32	0	26.32	0.42855	30	Pass
NVNT	ac40	2422	Ant1	26.02	0	26.02	0.39994	30	Pass
NVNT	ac40	2422	Ant2	26.33	0	26.33	0.42954	30	Pass
NVNT	ac40	2422	Sum	NaN	NaN	29.19	0.82948	30	Pass
NVNT	ac40	2437	Ant1	26.1	0	26.1	0.40738	30	Pass
NVNT	ac40	2437	Ant2	26.53	0	26.53	0.44978	30	Pass
NVNT	ac40	2437	Sum	NaN	NaN	29.33	0.85716	30	Pass
NVNT	ac40	2452	Ant1	26.11	0	26.11	0.40832	30	Pass
NVNT	ac40	2452	Ant2	26.51	0	26.51	0.44771	30	Pass

NVNT	ac40	2452	Sum	NaN	NaN	29.32	0.85603	30	Pass
NVNT	ax20	2412	Ant1	25.91	0	25.91	0.38994	30	Pass
NVNT	ax20	2437	Ant1	25.78	0	25.78	0.37844	30	Pass
NVNT	ax20	2462	Ant1	25.68	0	25.68	0.36983	30	Pass
NVNT	ax20	2412	Ant2	26.25	0	26.25	0.4217	30	Pass
NVNT	ax20	2437	Ant2	26.37	0	26.37	0.43351	30	Pass
NVNT	ax20	2462	Ant2	26.25	0	26.25	0.4217	30	Pass
NVNT	ax20	2412	Ant1	25.99	0	25.99	0.39719	30	Pass
NVNT	ax20	2412	Ant2	26.09	0	26.09	0.40644	30	Pass
NVNT	ax20	2412	Sum	NaN	NaN	29.05	0.80363	30	Pass
NVNT	ax20	2437	Ant1	25.63	0	25.63	0.36559	30	Pass
NVNT	ax20	2437	Ant2	26.07	0	26.07	0.40458	30	Pass
NVNT	ax20	2437	Sum	NaN	NaN	28.87	0.77017	30	Pass
NVNT	ax20	2462	Ant1	26.19	0	26.19	0.41591	30	Pass
NVNT	ax20	2462	Ant2	26.32	0	26.32	0.42855	30	Pass
NVNT	ax20	2462	Sum	NaN	NaN	29.27	0.84446	30	Pass
NVNT	ax40	2422	Ant1	26	0	26	0.39811	30	Pass
NVNT	ax40	2437	Ant1	26.35	0	26.35	0.43152	30	Pass
NVNT	ax40	2452	Ant1	26.33	0	26.33	0.42954	30	Pass
NVNT	ax40	2422	Ant2	26.49	0	26.49	0.44566	30	Pass
NVNT	ax40	2437	Ant2	26.46	0	26.46	0.44259	30	Pass
NVNT	ax40	2452	Ant2	26.43	0	26.43	0.43954	30	Pass
NVNT	ax40	2422	Ant1	26.17	0	26.17	0.414	30	Pass
NVNT	ax40	2422	Ant2	26.32	0	26.32	0.42855	30	Pass
NVNT	ax40	2422	Sum	NaN	NaN	29.26	0.84255	30	Pass
NVNT	ax40	2437	Ant1	26.35	0	26.35	0.43152	30	Pass
NVNT	ax40	2437	Ant2	26.57	0	26.57	0.45394	30	Pass
NVNT	ax40	2437	Sum	NaN	NaN	29.47	0.88546	30	Pass
NVNT	ax40	2452	Ant1	26.42	0	26.42	0.43853	30	Pass
NVNT	ax40	2452	Ant2	26.63	0	26.63	0.46026	30	Pass
NVNT	ax40	2452	Sum	NaN	NaN	29.54	0.89879	30	Pass
NVNT	ax20 26@0	2412	Ant1	25.07	0	25.07	0.32137	30	Pass
NVNT	ax20 26@0	2437	Ant1	25.59	0	25.59	0.36224	30	Pass
NVNT	ax20 26@0	2462	Ant1	25.4	0	25.4	0.34674	30	Pass
NVNT	ax20	2412	Ant2	24.96	0	24.96	0.31333	30	Pass

	26@0								
NVNT	ax20 26@0	2437	Ant2	25.36	0	25.36	0.34356	30	Pass
NVNT	ax20 26@0	2462	Ant2	25.13	0	25.13	0.32584	30	Pass
NVNT	ax20 26@0	2412	Ant1	26.39	0	26.39	0.43551	30	Pass
NVNT	ax20 26@0	2412	Ant2	26.59	0	26.59	0.45604	30	Pass
NVNT	ax20 26@0	2412	Sum	NaN	NaN	29.5	0.89155	30	Pass
NVNT	ax20 26@0	2437	Ant1	25.48	0	25.48	0.35318	30	Pass
NVNT	ax20 26@0	2437	Ant2	25.59	0	25.59	0.36224	30	Pass
NVNT	ax20 26@0	2437	Sum	NaN	NaN	28.55	0.71543	30	Pass
NVNT	ax20 26@0	2462	Ant1	25.13	0	25.13	0.32584	30	Pass
NVNT	ax20 26@0	2462	Ant2	25.42	0	25.42	0.34834	30	Pass
NVNT	ax20 26@0	2462	Sum	NaN	NaN	28.29	0.67417	30	Pass
NVNT	ax20 52@37	2412	Ant1	26.88	0	26.88	0.48753	30	Pass
NVNT	ax20 52@37	2437	Ant1	27	0	27	0.50119	30	Pass
NVNT	ax20 52@37	2462	Ant1	26.76	0	26.76	0.47424	30	Pass
NVNT	ax20 52@37	2412	Ant2	26.42	0	26.42	0.43853	30	Pass
NVNT	ax20 52@37	2437	Ant2	27.06	0	27.06	0.50816	30	Pass
NVNT	ax20 52@37	2462	Ant2	26.63	0	26.63	0.46026	30	Pass
NVNT	ax20 52@37	2412	Ant1	26.76	0	26.76	0.47424	30	Pass
NVNT	ax20 52@37	2412	Ant2	26.56	0	26.56	0.4529	30	Pass

NVNT	ax20 52@37	2412	Sum	NaN	NaN	29.67	0.92714	30	Pass
NVNT	ax20 52@37	2437	Ant1	26.92	0	26.92	0.49204	30	Pass
NVNT	ax20 52@37	2437	Ant2	26.89	0	26.89	0.48865	30	Pass
NVNT	ax20 52@37	2437	Sum	NaN	NaN	29.92	0.98069	30	Pass
NVNT	ax20 52@37	2462	Ant1	26.34	0	26.34	0.43053	30	Pass
NVNT	ax20 52@37	2462	Ant2	26.55	0	26.55	0.45186	30	Pass
NVNT	ax20 52@37	2462	Sum	NaN	NaN	29.46	0.88238	30	Pass
NVNT	ax20 106@53	2412	Ant1	26.94	0	26.94	0.49431	30	Pass
NVNT	ax20 106@53	2437	Ant1	26.56	0	26.56	0.4529	30	Pass
NVNT	ax20 106@53	2462	Ant1	26.4	0	26.4	0.43652	30	Pass
NVNT	ax20 106@53	2412	Ant2	26.51	0	26.51	0.44771	30	Pass
NVNT	ax20 106@53	2437	Ant2	26.8	0	26.8	0.47863	30	Pass
NVNT	ax20 106@53	2462	Ant2	26.54	0	26.54	0.45082	30	Pass
NVNT	ax20 106@53	2412	Ant1	26.83	0	26.83	0.48195	30	Pass
NVNT	ax20 106@53	2412	Ant2	26.68	0	26.68	0.46559	30	Pass
NVNT	ax20 106@53	2412	Sum	NaN	NaN	29.77	0.94753	30	Pass
NVNT	ax20 106@53	2437	Ant1	26.79	0	26.79	0.47753	30	Pass
NVNT	ax20 106@53	2437	Ant2	27.09	0	27.09	0.51168	30	Pass
NVNT	ax20 106@53	2437	Sum	NaN	NaN	29.95	0.98921	30	Pass
NVNT	ax20	2462	Ant1	26.24	0	26.24	0.42073	30	Pass

	106@53								
NVNT	ax20 106@53	2462	Ant2	26.68	0	26.68	0.46559	30	Pass
NVNT	ax20 106@53	2462	Sum	NaN	NaN	29.48	0.88631	30	Pass
NVNT	ax40 26@0	2422	Ant1	24.2	0	24.2	0.26303	30	Pass
NVNT	ax40 26@0	2437	Ant1	24.54	0	24.54	0.28445	30	Pass
NVNT	ax40 26@0	2452	Ant1	24.35	0	24.35	0.27227	30	Pass
NVNT	ax40 26@0	2422	Ant2	22.55	0	22.55	0.17989	30	Pass
NVNT	ax40 26@0	2437	Ant2	24.68	0	24.68	0.29376	30	Pass
NVNT	ax40 26@0	2452	Ant2	24.73	0	24.73	0.29717	30	Pass
NVNT	ax40 26@0	2422	Ant1	23.33	0	23.33	0.21528	30	Pass
NVNT	ax40 26@0	2422	Ant2	23.82	0	23.82	0.24099	30	Pass
NVNT	ax40 26@0	2422	Sum	NaN	NaN	26.59	0.45627	30	Pass
NVNT	ax40 26@0	2437	Ant1	24.51	0	24.51	0.28249	30	Pass
NVNT	ax40 26@0	2437	Ant2	24.43	0	24.43	0.27733	30	Pass
NVNT	ax40 26@0	2437	Sum	NaN	NaN	27.48	0.55982	30	Pass
NVNT	ax40 26@0	2452	Ant1	25.05	0	25.05	0.31989	30	Pass
NVNT	ax40 26@0	2452	Ant2	25.11	0	25.11	0.32434	30	Pass
NVNT	ax40 26@0	2452	Sum	NaN	NaN	28.09	0.64423	30	Pass
NVNT	ax40 52@37	2422	Ant1	24.78	0	24.78	0.30061	30	Pass
NVNT	ax40 52@37	2437	Ant1	25.09	0	25.09	0.32285	30	Pass

NVNT	ax40 52@37	2452	Ant1	25.55	0	25.55	0.35892	30	Pass
NVNT	ax40 52@37	2422	Ant2	24.59	0	24.59	0.28774	30	Pass
NVNT	ax40 52@37	2437	Ant2	24.43	0	24.43	0.27733	30	Pass
NVNT	ax40 52@37	2452	Ant2	25.38	0	25.38	0.34514	30	Pass
NVNT	ax40 52@37	2422	Ant1	24.55	0	24.55	0.2851	30	Pass
NVNT	ax40 52@37	2422	Ant2	23.59	0	23.59	0.22856	30	Pass
NVNT	ax40 52@37	2422	Sum	NaN	NaN	27.11	0.51366	30	Pass
NVNT	ax40 52@37	2437	Ant1	25.34	0	25.34	0.34198	30	Pass
NVNT	ax40 52@37	2437	Ant2	24.48	0	24.48	0.28054	30	Pass
NVNT	ax40 52@37	2437	Sum	NaN	NaN	27.94	0.62252	30	Pass
NVNT	ax40 52@37	2452	Ant1	25.4	0	25.4	0.34674	30	Pass
NVNT	ax40 52@37	2452	Ant2	25.43	0	25.43	0.34914	30	Pass
NVNT	ax40 52@37	2452	Sum	NaN	NaN	28.43	0.69588	30	Pass
NVNT	ax40 106@53	2422	Ant1	25.81	0	25.81	0.38107	30	Pass
NVNT	ax40 106@53	2437	Ant1	26.15	0	26.15	0.4121	30	Pass
NVNT	ax40 106@53	2452	Ant1	26.45	0	26.45	0.44157	30	Pass
NVNT	ax40 106@53	2422	Ant2	25.9	0	25.9	0.38905	30	Pass
NVNT	ax40 106@53	2437	Ant2	26.18	0	26.18	0.41495	30	Pass
NVNT	ax40 106@53	2452	Ant2	25.94	0	25.94	0.39264	30	Pass
NVNT	ax40	2422	Ant1	25.65	0	25.65	0.36728	30	Pass

	106@53								
NVNT	ax40 106@53	2422	Ant2	26.07	0	26.07	0.40458	30	Pass
NVNT	ax40 106@53	2422	Sum	NaN	NaN	28.88	0.77186	30	Pass
NVNT	ax40 106@53	2437	Ant1	26.13	0	26.13	0.4102	30	Pass
NVNT	ax40 106@53	2437	Ant2	26.36	0	26.36	0.43251	30	Pass
NVNT	ax40 106@53	2437	Sum	NaN	NaN	29.26	0.84272	30	Pass
NVNT	ax40 106@53	2452	Ant1	26.3	0	26.3	0.42658	30	Pass
NVNT	ax40 106@53	2452	Ant2	26.21	0	26.21	0.41783	30	Pass
NVNT	ax40 106@53	2452	Sum	NaN	NaN	29.27	0.84441	30	Pass
NVNT	ax40 242@61	2422	Ant1	26.18	0	26.18	0.41495	30	Pass
NVNT	ax40 242@61	2437	Ant1	25.74	0	25.74	0.37497	30	Pass
NVNT	ax40 242@61	2452	Ant1	26.05	0	26.05	0.40272	30	Pass
NVNT	ax40 242@61	2422	Ant2	26.1	0	26.1	0.40738	30	Pass
NVNT	ax40 242@61	2437	Ant2	26.72	0	26.72	0.46989	30	Pass
NVNT	ax40 242@61	2452	Ant2	26.49	0	26.49	0.44566	30	Pass
NVNT	ax40 242@61	2422	Ant1	25.9	0	25.9	0.38905	30	Pass
NVNT	ax40 242@61	2422	Ant2	26.05	0	26.05	0.40272	30	Pass
NVNT	ax40 242@61	2422	Sum	NaN	NaN	28.99	0.79176	30	Pass
NVNT	ax40 242@61	2437	Ant1	25.78	0	25.78	0.37844	30	Pass
NVNT	ax40 242@61	2437	Ant2	26.64	0	26.64	0.46132	30	Pass

NVNT	ax40 242@61	2437	Sum	NaN	NaN	29.24	0.83976	30	Pass
NVNT	ax40 242@61	2452	Ant1	26.17	0	26.17	0.414	30	Pass
NVNT	ax40 242@61	2452	Ant2	26.19	0	26.19	0.41591	30	Pass
NVNT	ax40 242@61	2452	Sum	NaN	NaN	29.19	0.82991	30	Pass

A.3. Maximum Average Conducted Output Power

Condition	Mode	Frequency (MHz)	Antenna	Conducted Power (dBm)	Duty Factor (dB)	Total Conducted Power (dBm)	Total Conducted Power (W)	Limit Conducted (dBm)	Verdict
NVNT	b	2412	Ant1	18.51	0.07	18.58	0.07211	30	Pass
NVNT	b	2437	Ant1	18.2	0.06	18.26	0.06699	30	Pass
NVNT	b	2462	Ant1	18.07	0.07	18.14	0.06516	30	Pass
NVNT	b	2412	Ant2	18.6	0.07	18.67	0.07362	30	Pass
NVNT	b	2437	Ant2	18.49	0.08	18.57	0.07194	30	Pass
NVNT	b	2462	Ant2	18.29	0.08	18.37	0.06871	30	Pass
NVNT	g	2412	Ant1	18.14	0.03	18.17	0.06561	30	Pass
NVNT	g	2437	Ant1	17.85	0.03	17.88	0.06138	30	Pass
NVNT	g	2462	Ant1	17.87	0.03	17.9	0.06166	30	Pass
NVNT	g	2412	Ant2	18.26	0.03	18.29	0.06745	30	Pass
NVNT	g	2437	Ant2	18.11	0.03	18.14	0.06516	30	Pass
NVNT	g	2462	Ant2	17.97	0.03	18	0.0631	30	Pass
NVNT	n20	2412	Ant1	17.83	0.01	17.84	0.06081	30	Pass
NVNT	n20	2437	Ant1	17.58	0.01	17.59	0.05741	30	Pass
NVNT	n20	2462	Ant1	17.57	0.01	17.58	0.05728	30	Pass
NVNT	n20	2412	Ant2	17.91	0.01	17.92	0.06194	30	Pass
NVNT	n20	2437	Ant2	17.82	0.01	17.83	0.06067	30	Pass
NVNT	n20	2462	Ant2	17.66	0.01	17.67	0.05848	30	Pass
NVNT	n20	2412	Ant1	17.85	0.01	17.86	0.06109	30	Pass
NVNT	n20	2412	Ant2	17.99	0.01	18	0.0631	30	Pass
NVNT	n20	2412	Sum	NaN	NaN	20.94	0.12419	30	Pass
NVNT	n20	2437	Ant1	17.47	0.01	17.48	0.05598	30	Pass
NVNT	n20	2437	Ant2	17.81	0.01	17.82	0.06053	30	Pass
NVNT	n20	2437	Sum	NaN	NaN	20.66	0.11651	30	Pass
NVNT	n20	2462	Ant1	17.5	0.01	17.51	0.05636	30	Pass
NVNT	n20	2462	Ant2	17.77	0.01	17.78	0.05998	30	Pass
NVNT	n20	2462	Sum	NaN	NaN	20.66	0.11634	30	Pass
NVNT	n40	2422	Ant1	18.22	0.01	18.23	0.06653	30	Pass
NVNT	n40	2437	Ant1	18.31	0.01	18.32	0.06792	30	Pass
NVNT	n40	2452	Ant1	18.32	0.01	18.33	0.06808	30	Pass
NVNT	n40	2422	Ant2	18.4	0.01	18.41	0.06934	30	Pass
NVNT	n40	2437	Ant2	18.57	0.01	18.58	0.07211	30	Pass
NVNT	n40	2452	Ant2	18.62	0.01	18.63	0.07295	30	Pass

NVNT	n40	2422	Ant1	18.12	0.01	18.13	0.06501	30	Pass
NVNT	n40	2422	Ant2	18.35	0.01	18.36	0.06855	30	Pass
NVNT	n40	2422	Sum	NaN	NaN	21.26	0.13356	30	Pass
NVNT	n40	2437	Ant1	18.24	0.01	18.25	0.06683	30	Pass
NVNT	n40	2437	Ant2	18.66	0.01	18.67	0.07362	30	Pass
NVNT	n40	2437	Sum	NaN	NaN	21.48	0.14046	30	Pass
NVNT	n40	2452	Ant1	18.29	0.01	18.3	0.06761	30	Pass
NVNT	n40	2452	Ant2	18.66	0.01	18.67	0.07362	30	Pass
NVNT	n40	2452	Sum	NaN	NaN	21.5	0.14123	30	Pass
NVNT	ac20	2412	Ant1	17.88	0.01	17.89	0.06152	30	Pass
NVNT	ac20	2437	Ant1	17.57	0.01	17.58	0.05728	30	Pass
NVNT	ac20	2462	Ant1	17.62	0.01	17.63	0.05794	30	Pass
NVNT	ac20	2412	Ant2	17.85	0.01	17.86	0.06109	30	Pass
NVNT	ac20	2437	Ant2	17.84	0.01	17.85	0.06095	30	Pass
NVNT	ac20	2462	Ant2	17.71	0.01	17.72	0.05916	30	Pass
NVNT	ac20	2412	Ant1	17.83	0.01	17.84	0.06081	30	Pass
NVNT	ac20	2412	Ant2	18.01	0.01	18.02	0.06339	30	Pass
NVNT	ac20	2412	Sum	NaN	NaN	20.94	0.1242	30	Pass
NVNT	ac20	2437	Ant1	17.45	0.01	17.46	0.05572	30	Pass
NVNT	ac20	2437	Ant2	17.82	0.01	17.83	0.06067	30	Pass
NVNT	ac20	2437	Sum	NaN	NaN	20.66	0.11639	30	Pass
NVNT	ac20	2462	Ant1	17.51	0.01	17.52	0.05649	30	Pass
NVNT	ac20	2462	Ant2	17.79	0.01	17.8	0.06026	30	Pass
NVNT	ac20	2462	Sum	NaN	NaN	20.67	0.11675	30	Pass
NVNT	ac40	2422	Ant1	18.12	0.01	18.13	0.06501	30	Pass
NVNT	ac40	2437	Ant1	18.18	0.01	18.19	0.06592	30	Pass
NVNT	ac40	2452	Ant1	18.34	0.01	18.35	0.06839	30	Pass
NVNT	ac40	2422	Ant2	18.36	0.01	18.37	0.06871	30	Pass
NVNT	ac40	2437	Ant2	18.59	0.01	18.6	0.07244	30	Pass
NVNT	ac40	2452	Ant2	18.6	0.01	18.61	0.07261	30	Pass
NVNT	ac40	2422	Ant1	18.16	0.01	18.17	0.06561	30	Pass
NVNT	ac40	2422	Ant2	18.41	0.01	18.42	0.0695	30	Pass
NVNT	ac40	2422	Sum	NaN	NaN	21.31	0.13512	30	Pass
NVNT	ac40	2437	Ant1	18.2	0.01	18.21	0.06622	30	Pass
NVNT	ac40	2437	Ant2	18.58	0.01	18.59	0.07228	30	Pass
NVNT	ac40	2437	Sum	NaN	NaN	21.41	0.1385	30	Pass
NVNT	ac40	2452	Ant1	18.36	0.01	18.37	0.06871	30	Pass
NVNT	ac40	2452	Ant2	18.61	0.01	18.62	0.07278	30	Pass

NVNT	ac40	2452	Sum	NaN	NaN	21.51	0.14148	30	Pass
NVNT	ax20	2412	Ant1	18.1	0.01	18.11	0.06471	30	Pass
NVNT	ax20	2437	Ant1	17.73	0.01	17.74	0.05943	30	Pass
NVNT	ax20	2462	Ant1	17.79	0.01	17.8	0.06026	30	Pass
NVNT	ax20	2412	Ant2	18.13	0.01	18.14	0.06516	30	Pass
NVNT	ax20	2437	Ant2	18.02	0.01	18.03	0.06353	30	Pass
NVNT	ax20	2462	Ant2	17.9	0.01	17.91	0.0618	30	Pass
NVNT	ax20	2412	Ant1	18.04	0.01	18.05	0.06383	30	Pass
NVNT	ax20	2412	Ant2	18.18	0.01	18.19	0.06592	30	Pass
NVNT	ax20	2412	Sum	NaN	NaN	21.13	0.12974	30	Pass
NVNT	ax20	2437	Ant1	17.8	0.01	17.81	0.06039	30	Pass
NVNT	ax20	2437	Ant2	18.15	0.01	18.16	0.06546	30	Pass
NVNT	ax20	2437	Sum	NaN	NaN	21	0.12586	30	Pass
NVNT	ax20	2462	Ant1	17.84	0.01	17.85	0.06095	30	Pass
NVNT	ax20	2462	Ant2	17.99	0.01	18	0.0631	30	Pass
NVNT	ax20	2462	Sum	NaN	NaN	20.94	0.12405	30	Pass
NVNT	ax40	2422	Ant1	17.77	0.01	17.78	0.05998	30	Pass
NVNT	ax40	2437	Ant1	17.97	0.01	17.98	0.06281	30	Pass
NVNT	ax40	2452	Ant1	18	0.01	18.01	0.06324	30	Pass
NVNT	ax40	2422	Ant2	17.94	0.01	17.95	0.06237	30	Pass
NVNT	ax40	2437	Ant2	18.13	0.01	18.14	0.06516	30	Pass
NVNT	ax40	2452	Ant2	18.24	0.01	18.25	0.06683	30	Pass
NVNT	ax40	2422	Ant1	17.8	0.01	17.81	0.06039	30	Pass
NVNT	ax40	2422	Ant2	17.97	0.01	17.98	0.06281	30	Pass
NVNT	ax40	2422	Sum	NaN	NaN	20.91	0.1232	30	Pass
NVNT	ax40	2437	Ant1	17.89	0.01	17.9	0.06166	30	Pass
NVNT	ax40	2437	Ant2	18.21	0.01	18.22	0.06637	30	Pass
NVNT	ax40	2437	Sum	NaN	NaN	21.07	0.12803	30	Pass
NVNT	ax40	2452	Ant1	18.01	0.01	18.02	0.06339	30	Pass
NVNT	ax40	2452	Ant2	18.21	0.01	18.22	0.06637	30	Pass
NVNT	ax40	2452	Sum	NaN	NaN	21.13	0.12976	30	Pass
NVNT	ax20 26@0	2412	Ant1	17.81	0.02	17.83	0.06067	30	Pass
NVNT	ax20 26@0	2437	Ant1	18.18	0.02	18.2	0.06607	30	Pass
NVNT	ax20 26@0	2462	Ant1	17.89	0.02	17.91	0.0618	30	Pass
NVNT	ax20	2412	Ant2	17.56	0.02	17.58	0.05728	30	Pass

	26@0								
NVNT	ax20 26@0	2437	Ant2	18.15	0.02	18.17	0.06561	30	Pass
NVNT	ax20 26@0	2462	Ant2	17.95	0.02	17.97	0.06266	30	Pass
NVNT	ax20 26@0	2412	Ant1	17.77	0.02	17.79	0.06012	30	Pass
NVNT	ax20 26@0	2412	Ant2	18	0.02	18.02	0.06339	30	Pass
NVNT	ax20 26@0	2412	Sum	NaN	NaN	20.92	0.1235	30	Pass
NVNT	ax20 26@0	2437	Ant1	18	0.02	18.02	0.06339	30	Pass
NVNT	ax20 26@0	2437	Ant2	18.08	0.02	18.1	0.06457	30	Pass
NVNT	ax20 26@0	2437	Sum	NaN	NaN	21.07	0.12795	30	Pass
NVNT	ax20 26@0	2462	Ant1	17.72	0.02	17.74	0.05943	30	Pass
NVNT	ax20 26@0	2462	Ant2	17.99	0.02	18.01	0.06324	30	Pass
NVNT	ax20 26@0	2462	Sum	NaN	NaN	20.89	0.12267	30	Pass
NVNT	ax20 52@37	2412	Ant1	17.73	0.02	17.75	0.05957	30	Pass
NVNT	ax20 52@37	2437	Ant1	18	0.02	18.02	0.06339	30	Pass
NVNT	ax20 52@37	2462	Ant1	17.69	0.02	17.71	0.05902	30	Pass
NVNT	ax20 52@37	2412	Ant2	17.48	0.02	17.5	0.05623	30	Pass
NVNT	ax20 52@37	2437	Ant2	18.04	0.02	18.06	0.06397	30	Pass
NVNT	ax20 52@37	2462	Ant2	17.75	0.02	17.77	0.05984	30	Pass
NVNT	ax20 52@37	2412	Ant1	17.63	0.02	17.65	0.05821	30	Pass
NVNT	ax20 52@37	2412	Ant2	17.43	0.02	17.45	0.05559	30	Pass

NVNT	ax20 52@37	2412	Sum	NaN	NaN	20.56	0.1138	30	Pass
NVNT	ax20 52@37	2437	Ant1	17.94	0.02	17.96	0.06252	30	Pass
NVNT	ax20 52@37	2437	Ant2	17.97	0.02	17.99	0.06295	30	Pass
NVNT	ax20 52@37	2437	Sum	NaN	NaN	20.99	0.12547	30	Pass
NVNT	ax20 52@37	2462	Ant1	17.58	0.02	17.6	0.05754	30	Pass
NVNT	ax20 52@37	2462	Ant2	17.91	0.02	17.93	0.06209	30	Pass
NVNT	ax20 52@37	2462	Sum	NaN	NaN	20.78	0.11963	30	Pass
NVNT	ax20 106@53	2412	Ant1	17.88	0.02	17.9	0.06166	30	Pass
NVNT	ax20 106@53	2437	Ant1	18.13	0.02	18.15	0.06531	30	Pass
NVNT	ax20 106@53	2462	Ant1	17.79	0.02	17.81	0.06039	30	Pass
NVNT	ax20 106@53	2412	Ant2	17.8	0.02	17.82	0.06053	30	Pass
NVNT	ax20 106@53	2437	Ant2	18.2	0.02	18.22	0.06637	30	Pass
NVNT	ax20 106@53	2462	Ant2	18.03	0.02	18.05	0.06383	30	Pass
NVNT	ax20 106@53	2412	Ant1	17.75	0.02	17.77	0.05984	30	Pass
NVNT	ax20 106@53	2412	Ant2	17.65	0.02	17.67	0.05848	30	Pass
NVNT	ax20 106@53	2412	Sum	NaN	NaN	20.73	0.11832	30	Pass
NVNT	ax20 106@53	2437	Ant1	17.99	0.02	18.01	0.06324	30	Pass
NVNT	ax20 106@53	2437	Ant2	18.11	0.02	18.13	0.06501	30	Pass
NVNT	ax20 106@53	2437	Sum	NaN	NaN	21.08	0.12825	30	Pass
NVNT	ax20	2462	Ant1	17.65	0.02	17.67	0.05848	30	Pass

	106@53								
NVNT	ax20 106@53	2462	Ant2	17.93	0.02	17.95	0.06237	30	Pass
NVNT	ax20 106@53	2462	Sum	NaN	NaN	20.82	0.12085	30	Pass
NVNT	ax40 26@0	2422	Ant1	16.36	0.02	16.38	0.04345	30	Pass
NVNT	ax40 26@0	2437	Ant1	17.23	0.02	17.25	0.05309	30	Pass
NVNT	ax40 26@0	2452	Ant1	17.03	0.02	17.05	0.0507	30	Pass
NVNT	ax40 26@0	2422	Ant2	16.55	0.02	16.57	0.04539	30	Pass
NVNT	ax40 26@0	2437	Ant2	17.29	0.02	17.31	0.05383	30	Pass
NVNT	ax40 26@0	2452	Ant2	17.09	0.02	17.11	0.0514	30	Pass
NVNT	ax40 26@0	2422	Ant1	16.41	0.02	16.43	0.04395	30	Pass
NVNT	ax40 26@0	2422	Ant2	16.68	0.02	16.7	0.04677	30	Pass
NVNT	ax40 26@0	2422	Sum	NaN	NaN	19.58	0.09073	30	Pass
NVNT	ax40 26@0	2437	Ant1	17.13	0.02	17.15	0.05188	30	Pass
NVNT	ax40 26@0	2437	Ant2	17.53	0.02	17.55	0.05689	30	Pass
NVNT	ax40 26@0	2437	Sum	NaN	NaN	20.37	0.10877	30	Pass
NVNT	ax40 26@0	2452	Ant1	17.29	0.02	17.31	0.05383	30	Pass
NVNT	ax40 26@0	2452	Ant2	17.2	0.02	17.22	0.05272	30	Pass
NVNT	ax40 26@0	2452	Sum	NaN	NaN	20.28	0.10655	30	Pass
NVNT	ax40 52@37	2422	Ant1	16.59	0.02	16.61	0.04581	30	Pass
NVNT	ax40 52@37	2437	Ant1	17.32	0.02	17.34	0.0542	30	Pass

NVNT	ax40 52@37	2452	Ant1	17.43	0.02	17.45	0.05559	30	Pass
NVNT	ax40 52@37	2422	Ant2	16.84	0.02	16.86	0.04853	30	Pass
NVNT	ax40 52@37	2437	Ant2	17.43	0.02	17.45	0.05559	30	Pass
NVNT	ax40 52@37	2452	Ant2	17.14	0.02	17.16	0.052	30	Pass
NVNT	ax40 52@37	2422	Ant1	16.58	0.02	16.6	0.04571	30	Pass
NVNT	ax40 52@37	2422	Ant2	16.68	0.02	16.7	0.04677	30	Pass
NVNT	ax40 52@37	2422	Sum	NaN	NaN	19.66	0.09248	30	Pass
NVNT	ax40 52@37	2437	Ant1	17.22	0.02	17.24	0.05297	30	Pass
NVNT	ax40 52@37	2437	Ant2	17.53	0.02	17.55	0.05689	30	Pass
NVNT	ax40 52@37	2437	Sum	NaN	NaN	20.41	0.10985	30	Pass
NVNT	ax40 52@37	2452	Ant1	17.31	0.02	17.33	0.05408	30	Pass
NVNT	ax40 52@37	2452	Ant2	17.27	0.02	17.29	0.05358	30	Pass
NVNT	ax40 52@37	2452	Sum	NaN	NaN	20.32	0.10766	30	Pass
NVNT	ax40 106@53	2422	Ant1	16.83	0.02	16.85	0.04842	30	Pass
NVNT	ax40 106@53	2437	Ant1	17.37	0.02	17.39	0.05483	30	Pass
NVNT	ax40 106@53	2452	Ant1	17.49	0.02	17.51	0.05636	30	Pass
NVNT	ax40 106@53	2422	Ant2	16.98	0.02	17	0.05012	30	Pass
NVNT	ax40 106@53	2437	Ant2	17.35	0.02	17.37	0.05458	30	Pass
NVNT	ax40 106@53	2452	Ant2	17.33	0.02	17.35	0.05433	30	Pass
NVNT	ax40	2422	Ant1	16.62	0.02	16.64	0.04613	30	Pass

	106@53								
NVNT	ax40 106@53	2422	Ant2	17.04	0.02	17.06	0.05082	30	Pass
NVNT	ax40 106@53	2422	Sum	NaN	NaN	19.87	0.09695	30	Pass
NVNT	ax40 106@53	2437	Ant1	17.23	0.02	17.25	0.05309	30	Pass
NVNT	ax40 106@53	2437	Ant2	17.32	0.02	17.34	0.0542	30	Pass
NVNT	ax40 106@53	2437	Sum	NaN	NaN	20.31	0.10729	30	Pass
NVNT	ax40 106@53	2452	Ant1	17.51	0.02	17.53	0.05662	30	Pass
NVNT	ax40 106@53	2452	Ant2	17.32	0.02	17.34	0.0542	30	Pass
NVNT	ax40 106@53	2452	Sum	NaN	NaN	20.45	0.11082	30	Pass
NVNT	ax40 242@61	2422	Ant1	17.05	0.03	17.08	0.05105	30	Pass
NVNT	ax40 242@61	2437	Ant1	17.31	0.03	17.34	0.0542	30	Pass
NVNT	ax40 242@61	2452	Ant1	17.45	0.03	17.48	0.05598	30	Pass
NVNT	ax40 242@61	2422	Ant2	17.24	0.03	17.27	0.05333	30	Pass
NVNT	ax40 242@61	2437	Ant2	17.48	0.03	17.51	0.05636	30	Pass
NVNT	ax40 242@61	2452	Ant2	17.52	0.03	17.55	0.05689	30	Pass
NVNT	ax40 242@61	2422	Ant1	16.97	0.03	17	0.05012	30	Pass
NVNT	ax40 242@61	2422	Ant2	17.2	0.03	17.23	0.05284	30	Pass
NVNT	ax40 242@61	2422	Sum	NaN	NaN	20.13	0.10296	30	Pass
NVNT	ax40 242@61	2437	Ant1	17.25	0.03	17.28	0.05346	30	Pass
NVNT	ax40 242@61	2437	Ant2	17.44	0.03	17.47	0.05585	30	Pass

NVNT	ax40 242@61	2437	Sum	NaN	NaN	20.39	0.1093	30	Pass
NVNT	ax40 242@61	2452	Ant1	17.41	0.03	17.44	0.05546	30	Pass
NVNT	ax40 242@61	2452	Ant2	17.36	0.03	17.39	0.05483	30	Pass
NVNT	ax40 242@61	2452	Sum	NaN	NaN	20.43	0.11029	30	Pass

A.4. 6 dB Bandwidth

Condition	Mode	Frequency (MHz)	Antenna	-6 dB Bandwidth (MHz)	Limit -6 dB Bandwidth (MHz)	Verdict
NVNT	b	2412	Ant1	8.027	0.5	Pass
NVNT	b	2437	Ant1	7.1	0.5	Pass
NVNT	b	2462	Ant1	8.062	0.5	Pass
NVNT	b	2412	Ant2	8.006	0.5	Pass
NVNT	b	2437	Ant2	7.101	0.5	Pass
NVNT	b	2462	Ant2	8.02	0.5	Pass
NVNT	g	2412	Ant1	13.84	0.5	Pass
NVNT	g	2437	Ant1	15.12	0.5	Pass
NVNT	g	2462	Ant1	14.94	0.5	Pass
NVNT	g	2412	Ant2	15.08	0.5	Pass
NVNT	g	2437	Ant2	15.12	0.5	Pass
NVNT	g	2462	Ant2	15.12	0.5	Pass
NVNT	n20	2412	Ant1	13.88	0.5	Pass
NVNT	n20	2437	Ant1	13.81	0.5	Pass
NVNT	n20	2462	Ant1	15.92	0.5	Pass
NVNT	n20	2412	Ant2	12.24	0.5	Pass
NVNT	n20	2437	Ant2	11.32	0.5	Pass
NVNT	n20	2462	Ant2	15.06	0.5	Pass
NVNT	n20	2412	Ant1	15.09	0.5	Pass
NVNT	n20	2412	Ant2	13.88	0.5	Pass
NVNT	n20	2437	Ant1	15.72	0.5	Pass
NVNT	n20	2437	Ant2	16.55	0.5	Pass
NVNT	n20	2462	Ant1	14.92	0.5	Pass
NVNT	n20	2462	Ant2	14.44	0.5	Pass
NVNT	n40	2422	Ant1	33.44	0.5	Pass
NVNT	n40	2437	Ant1	35.08	0.5	Pass
NVNT	n40	2452	Ant1	34.74	0.5	Pass
NVNT	n40	2422	Ant2	32.38	0.5	Pass
NVNT	n40	2437	Ant2	33.09	0.5	Pass
NVNT	n40	2452	Ant2	35.05	0.5	Pass
NVNT	n40	2422	Ant1	32.56	0.5	Pass
NVNT	n40	2422	Ant2	35.29	0.5	Pass
NVNT	n40	2437	Ant1	35.01	0.5	Pass
NVNT	n40	2437	Ant2	34.47	0.5	Pass

NVNT	n40	2452	Ant1	33.89	0.5	Pass
NVNT	n40	2452	Ant2	35.45	0.5	Pass
NVNT	ac20	2412	Ant1	13.8	0.5	Pass
NVNT	ac20	2437	Ant1	12.59	0.5	Pass
NVNT	ac20	2462	Ant1	15.87	0.5	Pass
NVNT	ac20	2412	Ant2	15.04	0.5	Pass
NVNT	ac20	2437	Ant2	15.93	0.5	Pass
NVNT	ac20	2462	Ant2	13.83	0.5	Pass
NVNT	ac20	2412	Ant1	15.3	0.5	Pass
NVNT	ac20	2412	Ant2	15.02	0.5	Pass
NVNT	ac20	2437	Ant1	12.78	0.5	Pass
NVNT	ac20	2437	Ant2	16.3	0.5	Pass
NVNT	ac20	2462	Ant1	15.05	0.5	Pass
NVNT	ac20	2462	Ant2	14.98	0.5	Pass
NVNT	ac40	2422	Ant1	32.53	0.5	Pass
NVNT	ac40	2437	Ant1	33.42	0.5	Pass
NVNT	ac40	2452	Ant1	33.24	0.5	Pass
NVNT	ac40	2422	Ant2	34.38	0.5	Pass
NVNT	ac40	2437	Ant2	33.74	0.5	Pass
NVNT	ac40	2452	Ant2	34	0.5	Pass
NVNT	ac40	2422	Ant1	34.15	0.5	Pass
NVNT	ac40	2422	Ant2	35	0.5	Pass
NVNT	ac40	2437	Ant1	33.77	0.5	Pass
NVNT	ac40	2437	Ant2	35.27	0.5	Pass
NVNT	ac40	2452	Ant1	34.4	0.5	Pass
NVNT	ac40	2452	Ant2	33.85	0.5	Pass
NVNT	ax20	2412	Ant1	14.26	0.5	Pass
NVNT	ax20	2437	Ant1	16.2	0.5	Pass
NVNT	ax20	2462	Ant1	15.11	0.5	Pass
NVNT	ax20	2412	Ant2	16.33	0.5	Pass
NVNT	ax20	2437	Ant2	18.15	0.5	Pass
NVNT	ax20	2462	Ant2	18.6	0.5	Pass
NVNT	ax20	2412	Ant1	15.1	0.5	Pass
NVNT	ax20	2412	Ant2	12.26	0.5	Pass
NVNT	ax20	2437	Ant1	15.2	0.5	Pass
NVNT	ax20	2437	Ant2	15.02	0.5	Pass
NVNT	ax20	2462	Ant1	17.94	0.5	Pass
NVNT	ax20	2462	Ant2	15.06	0.5	Pass

NVNT	ax40	2422	Ant1	34.41	0.5	Pass
NVNT	ax40	2437	Ant1	35.37	0.5	Pass
NVNT	ax40	2452	Ant1	35.09	0.5	Pass
NVNT	ax40	2422	Ant2	35.4	0.5	Pass
NVNT	ax40	2437	Ant2	35.54	0.5	Pass
NVNT	ax40	2452	Ant2	35.01	0.5	Pass
NVNT	ax40	2422	Ant1	35.03	0.5	Pass
NVNT	ax40	2422	Ant2	36.01	0.5	Pass
NVNT	ax40	2437	Ant1	35.22	0.5	Pass
NVNT	ax40	2437	Ant2	36.48	0.5	Pass
NVNT	ax40	2452	Ant1	36.06	0.5	Pass
NVNT	ax40	2452	Ant2	35.09	0.5	Pass
NVNT	ax20 26@0	2412	Ant1	2.129	0.5	Pass
NVNT	ax20 26@0	2437	Ant1	2.1	0.5	Pass
NVNT	ax20 26@0	2462	Ant1	2.035	0.5	Pass
NVNT	ax20 26@0	2412	Ant2	2.05	0.5	Pass
NVNT	ax20 26@0	2437	Ant2	2.069	0.5	Pass
NVNT	ax20 26@0	2462	Ant2	2.042	0.5	Pass
NVNT	ax20 26@0	2412	Ant1	2.069	0.5	Pass
NVNT	ax20 26@0	2412	Ant2	17.04	0.5	Pass
NVNT	ax20 26@0	2437	Ant1	1.996	0.5	Pass
NVNT	ax20 26@0	2437	Ant2	2.088	0.5	Pass
NVNT	ax20 26@0	2462	Ant1	2.066	0.5	Pass
NVNT	ax20 26@0	2462	Ant2	2.11	0.5	Pass
NVNT	ax20 52@37	2412	Ant1	17	0.5	Pass
NVNT	ax20	2437	Ant1	17.05	0.5	Pass

	52@37					
NVNT	ax20 52@37	2462	Ant1	13.25	0.5	Pass
NVNT	ax20 52@37	2412	Ant2	17.01	0.5	Pass
NVNT	ax20 52@37	2437	Ant2	17.07	0.5	Pass
NVNT	ax20 52@37	2462	Ant2	17	0.5	Pass
NVNT	ax20 52@37	2412	Ant1	12.03	0.5	Pass
NVNT	ax20 52@37	2412	Ant2	17.02	0.5	Pass
NVNT	ax20 52@37	2437	Ant1	17.02	0.5	Pass
NVNT	ax20 52@37	2437	Ant2	17.07	0.5	Pass
NVNT	ax20 52@37	2462	Ant1	15.77	0.5	Pass
NVNT	ax20 52@37	2462	Ant2	13.27	0.5	Pass
NVNT	ax20 106@53	2412	Ant1	18.14	0.5	Pass
NVNT	ax20 106@53	2437	Ant1	17.06	0.5	Pass
NVNT	ax20 106@53	2462	Ant1	17.13	0.5	Pass
NVNT	ax20 106@53	2412	Ant2	16.16	0.5	Pass
NVNT	ax20 106@53	2437	Ant2	18.08	0.5	Pass
NVNT	ax20 106@53	2462	Ant2	17.01	0.5	Pass
NVNT	ax20 106@53	2412	Ant1	18.08	0.5	Pass
NVNT	ax20 106@53	2412	Ant2	18.05	0.5	Pass
NVNT	ax20 106@53	2437	Ant1	17.13	0.5	Pass

NVNT	ax20 106@53	2437	Ant2	18.12	0.5	Pass
NVNT	ax20 106@53	2462	Ant1	17.07	0.5	Pass
NVNT	ax20 106@53	2462	Ant2	17.11	0.5	Pass
NVNT	ax40 26@0	2422	Ant1	2.058	0.5	Pass
NVNT	ax40 26@0	2437	Ant1	2.146	0.5	Pass
NVNT	ax40 26@0	2452	Ant1	2.061	0.5	Pass
NVNT	ax40 26@0	2422	Ant2	2.063	0.5	Pass
NVNT	ax40 26@0	2437	Ant2	2.062	0.5	Pass
NVNT	ax40 26@0	2452	Ant2	2.029	0.5	Pass
NVNT	ax40 26@0	2422	Ant1	2.061	0.5	Pass
NVNT	ax40 26@0	2422	Ant2	2.058	0.5	Pass
NVNT	ax40 26@0	2437	Ant1	2.021	0.5	Pass
NVNT	ax40 26@0	2437	Ant2	2.018	0.5	Pass
NVNT	ax40 26@0	2452	Ant1	2.09	0.5	Pass
NVNT	ax40 26@0	2452	Ant2	2.057	0.5	Pass
NVNT	ax40 52@37	2422	Ant1	4.14	0.5	Pass
NVNT	ax40 52@37	2437	Ant1	4.12	0.5	Pass
NVNT	ax40 52@37	2452	Ant1	4.109	0.5	Pass
NVNT	ax40 52@37	2422	Ant2	4.097	0.5	Pass
NVNT	ax40	2437	Ant2	4.138	0.5	Pass

	52@37					
NVNT	ax40 52@37	2452	Ant2	4.044	0.5	Pass
NVNT	ax40 52@37	2422	Ant1	4.118	0.5	Pass
NVNT	ax40 52@37	2422	Ant2	4.111	0.5	Pass
NVNT	ax40 52@37	2437	Ant1	4.136	0.5	Pass
NVNT	ax40 52@37	2437	Ant2	4.1	0.5	Pass
NVNT	ax40 52@37	2452	Ant1	4.078	0.5	Pass
NVNT	ax40 52@37	2452	Ant2	4.1	0.5	Pass
NVNT	ax40 106@53	2422	Ant1	35.35	0.5	Pass
NVNT	ax40 106@53	2437	Ant1	36.51	0.5	Pass
NVNT	ax40 106@53	2452	Ant1	35.28	0.5	Pass
NVNT	ax40 106@53	2422	Ant2	31.54	0.5	Pass
NVNT	ax40 106@53	2437	Ant2	32.76	0.5	Pass
NVNT	ax40 106@53	2452	Ant2	25.22	0.5	Pass
NVNT	ax40 106@53	2422	Ant1	36.55	0.5	Pass
NVNT	ax40 106@53	2422	Ant2	36.55	0.5	Pass
NVNT	ax40 106@53	2437	Ant1	36.58	0.5	Pass
NVNT	ax40 106@53	2437	Ant2	36.56	0.5	Pass
NVNT	ax40 106@53	2452	Ant1	36.5	0.5	Pass
NVNT	ax40 106@53	2452	Ant2	27.79	0.5	Pass

NVNT	ax40 242@61	2422	Ant1	37.6	0.5	Pass
NVNT	ax40 242@61	2437	Ant1	36.75	0.5	Pass
NVNT	ax40 242@61	2452	Ant1	36.93	0.5	Pass
NVNT	ax40 242@61	2422	Ant2	37.57	0.5	Pass
NVNT	ax40 242@61	2437	Ant2	37.29	0.5	Pass
NVNT	ax40 242@61	2452	Ant2	36.88	0.5	Pass
NVNT	ax40 242@61	2422	Ant1	36.98	0.5	Pass
NVNT	ax40 242@61	2422	Ant2	36.67	0.5	Pass
NVNT	ax40 242@61	2437	Ant1	36.99	0.5	Pass
NVNT	ax40 242@61	2437	Ant2	37.24	0.5	Pass
NVNT	ax40 242@61	2452	Ant1	36.64	0.5	Pass
NVNT	ax40 242@61	2452	Ant2	36.85	0.5	Pass

Test Graphs

-6dB Bandwidth NVNT b 2412MHz Ant1

-6dB Bandwidth NVNT b 2437MHz Ant1

-6dB Bandwidth NVNT b 2462MHz Ant1

-6dB Bandwidth NVNT b 2412MHz Ant2

-6dB Bandwidth NVNT b 2437MHz Ant2

-6dB Bandwidth NVNT b 2462MHz Ant2

-6dB Bandwidth NVNT g 2412MHz Ant1

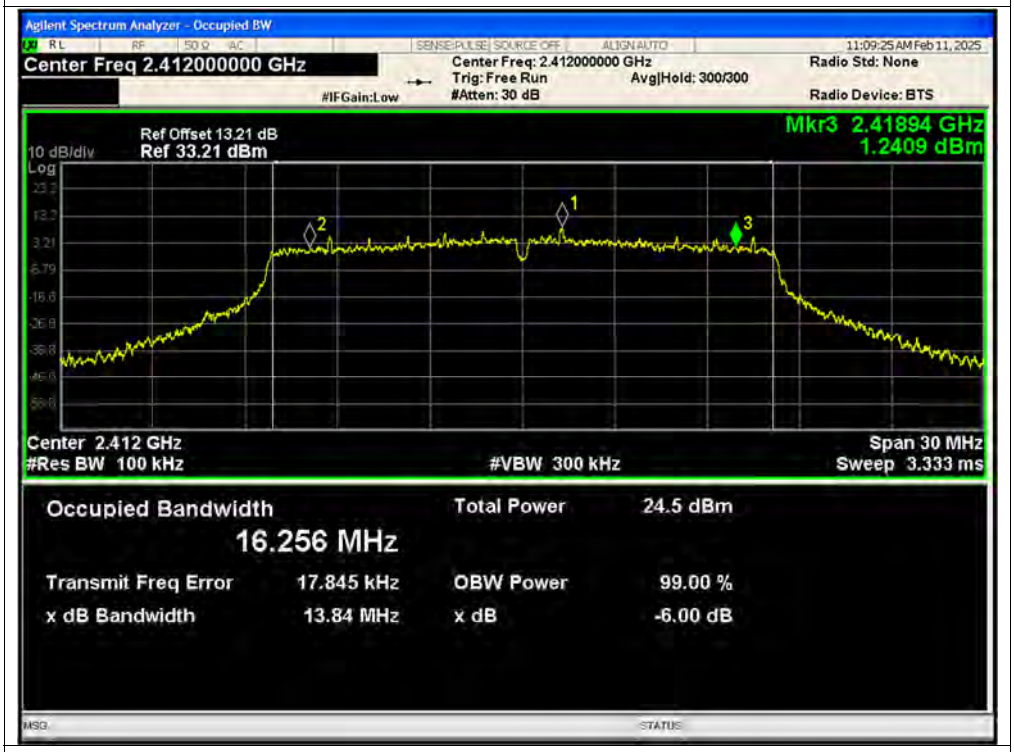

-6dB Bandwidth NVNT g 2437MHz Ant1

-6dB Bandwidth NVNT g 2462MHz Ant1

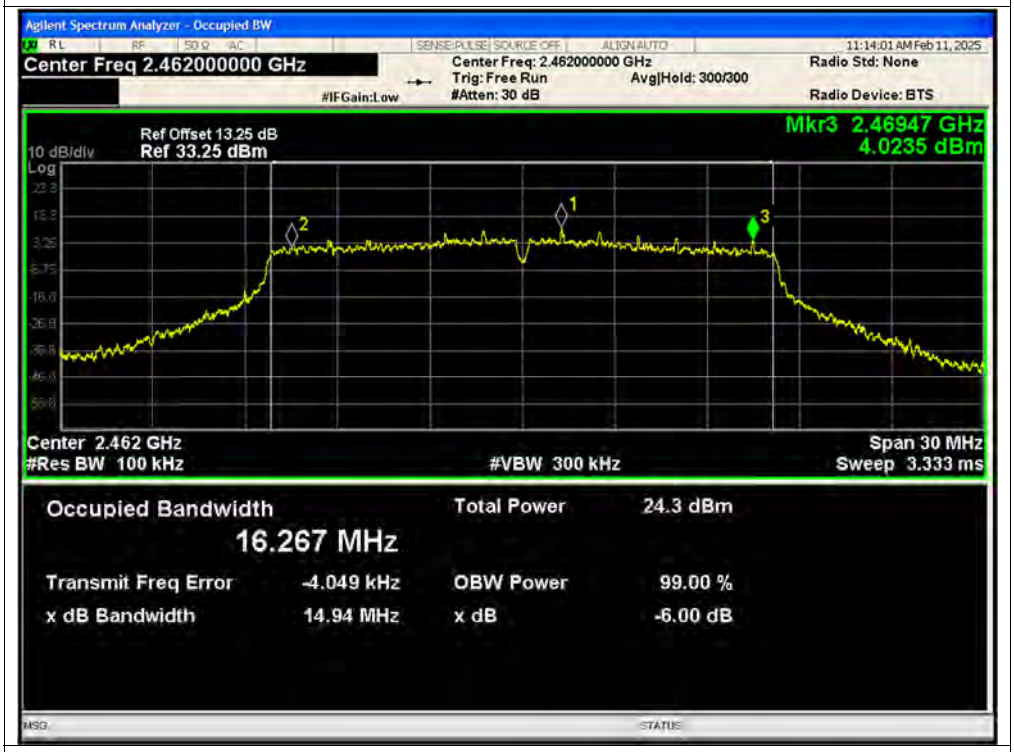

-6dB Bandwidth NVNT g 2412MHz Ant2

-6dB Bandwidth NVNT g 2437MHz Ant2

-6dB Bandwidth NVNT g 2462MHz Ant2

-6dB Bandwidth NVNT n20 2412MHz Ant1

-6dB Bandwidth NVNT n20 2437MHz Ant1

-6dB Bandwidth NVNT n20 2462MHz Ant1

-6dB Bandwidth NVNT n20 2412MHz Ant2

-6dB Bandwidth NVNT n20 2437MHz Ant2

-6dB Bandwidth NVNT n20 2462MHz Ant2

-6dB Bandwidth NVNT n20 2412MHz Ant1

-6dB Bandwidth NVNT n20 2412MHz Ant2

-6dB Bandwidth NVNT n20 2437MHz Ant1

-6dB Bandwidth NVNT n20 2437MHz Ant2

-6dB Bandwidth NVNT n20 2462MHz Ant1

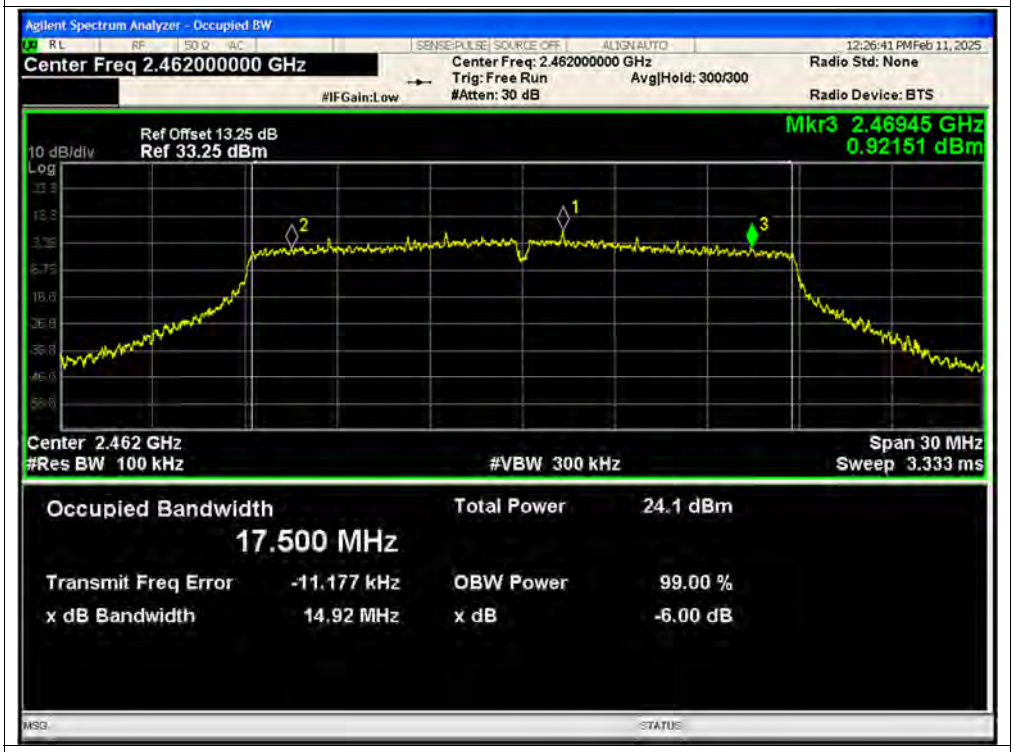

-6dB Bandwidth NVNT n20 2462MHz Ant2

-6dB Bandwidth NVNT n40 2422MHz Ant1

-6dB Bandwidth NVNT n40 2437MHz Ant1

-6dB Bandwidth NVNT n40 2452MHz Ant1

-6dB Bandwidth NVNT n40 2422MHz Ant2

-6dB Bandwidth NVNT n40 2437MHz Ant2

-6dB Bandwidth NVNT n40 2452MHz Ant2

-6dB Bandwidth NVNT n40 2422MHz Ant1

-6dB Bandwidth NVNT n40 2422MHz Ant2

-6dB Bandwidth NVNT n40 2437MHz Ant1

-6dB Bandwidth NVNT n40 2437MHz Ant2

-6dB Bandwidth NVNT n40 2452MHz Ant1

-6dB Bandwidth NVNT n40 2452MHz Ant2

-6dB Bandwidth NVNT ac20 2412MHz Ant1

-6dB Bandwidth NVNT ac20 2437MHz Ant1

-6dB Bandwidth NVNT ac20 2462MHz Ant1

-6dB Bandwidth NVNT ac20 2412MHz Ant2

-6dB Bandwidth NVNT ac20 2437MHz Ant2

-6dB Bandwidth NVNT ac20 2462MHz Ant2

-6dB Bandwidth NVNT ac20 2412MHz Ant1

-6dB Bandwidth NVNT ac20 2412MHz Ant2

-6dB Bandwidth NVNT ac20 2437MHz Ant1

-6dB Bandwidth NVNT ac20 2437MHz Ant2

-6dB Bandwidth NVNT ac20 2462MHz Ant1

-6dB Bandwidth NVNT ac20 2462MHz Ant2

-6dB Bandwidth NVNT ac40 2422MHz Ant1

-6dB Bandwidth NVNT ac40 2437MHz Ant1

-6dB Bandwidth NVNT ac40 2452MHz Ant1

-6dB Bandwidth NVNT ac40 2422MHz Ant2

-6dB Bandwidth NVNT ac40 2437MHz Ant2

-6dB Bandwidth NVNT ac40 2452MHz Ant2

-6dB Bandwidth NVNT ac40 2422MHz Ant1

-6dB Bandwidth NVNT ac40 2422MHz Ant2

-6dB Bandwidth NVNT ac40 2437MHz Ant1

-6dB Bandwidth NVNT ac40 2437MHz Ant2

-6dB Bandwidth NVNT ac40 2452MHz Ant1

-6dB Bandwidth NVNT ac40 2452MHz Ant2

-6dB Bandwidth NVNT ax20 2412MHz Ant1

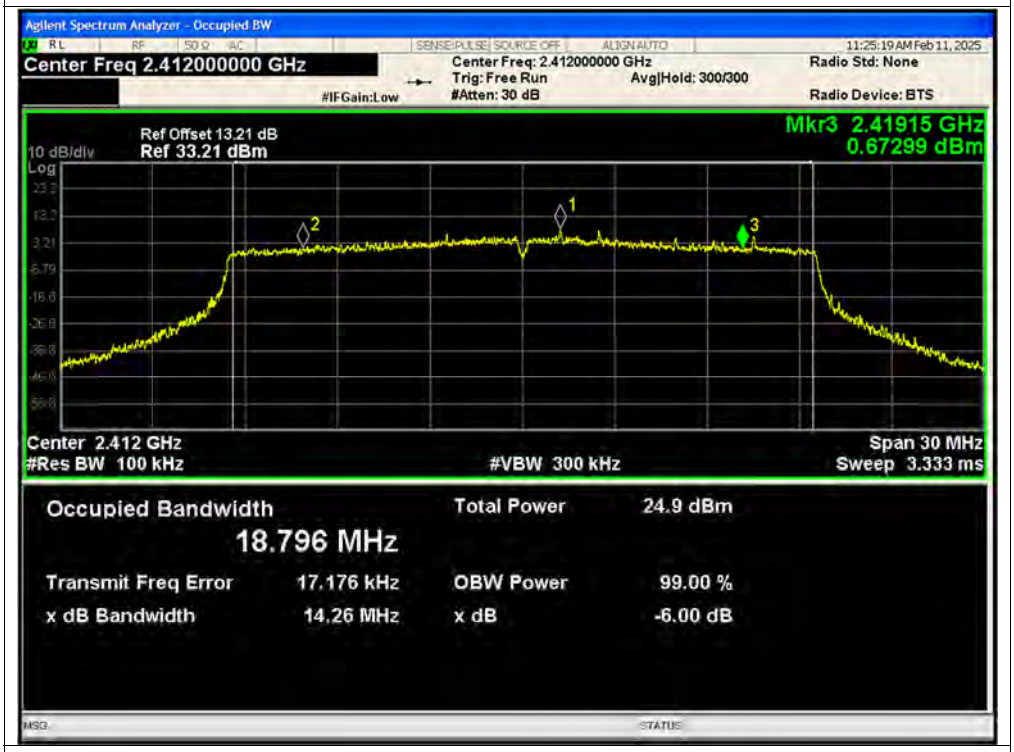

-6dB Bandwidth NVNT ax20 2437MHz Ant1

-6dB Bandwidth NVNT ax20 2462MHz Ant1

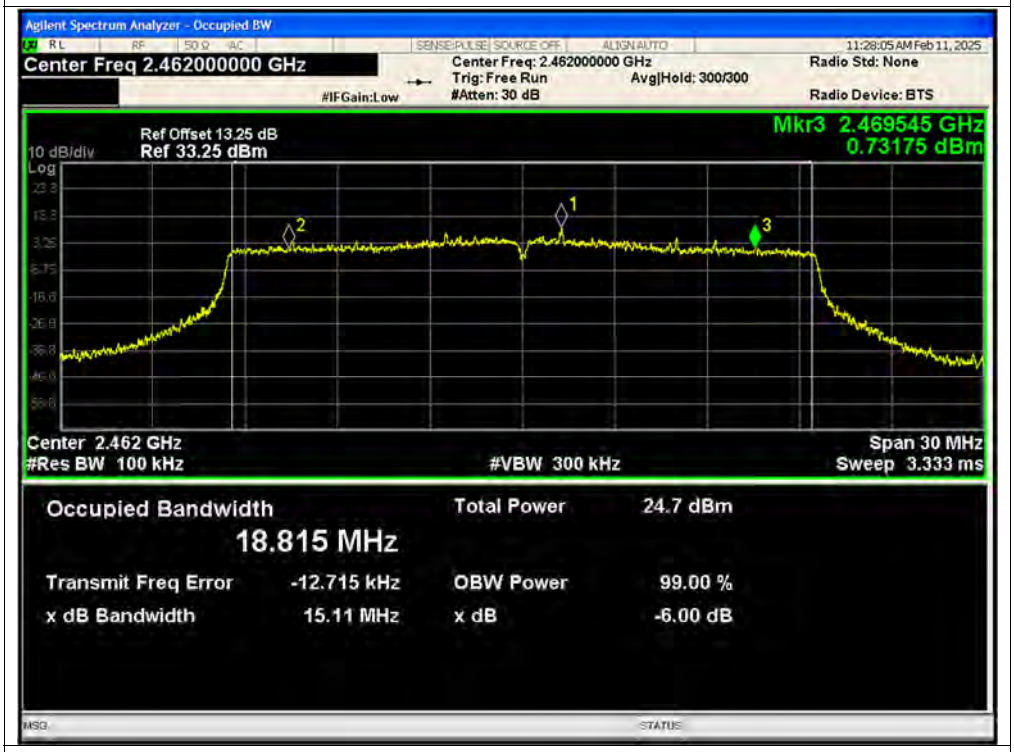

-6dB Bandwidth NVNT ax20 2412MHz Ant2

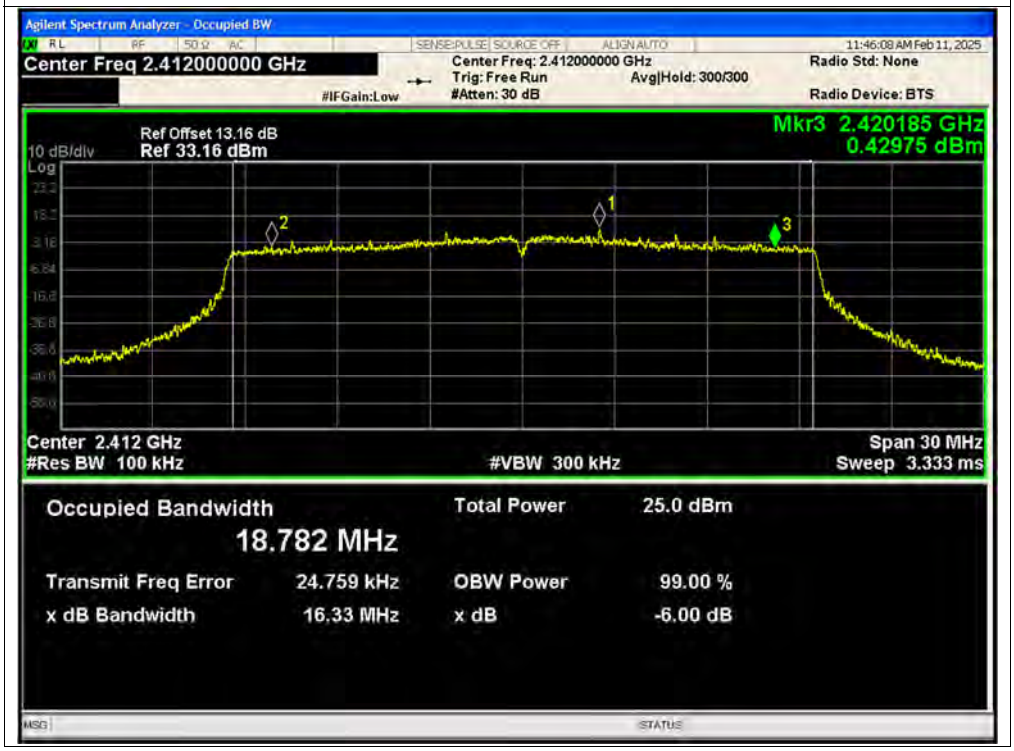

-6dB Bandwidth NVNT ax20 2437MHz Ant2

-6dB Bandwidth NVNT ax20 2462MHz Ant2

-6dB Bandwidth NVNT ax20 2412MHz Ant1

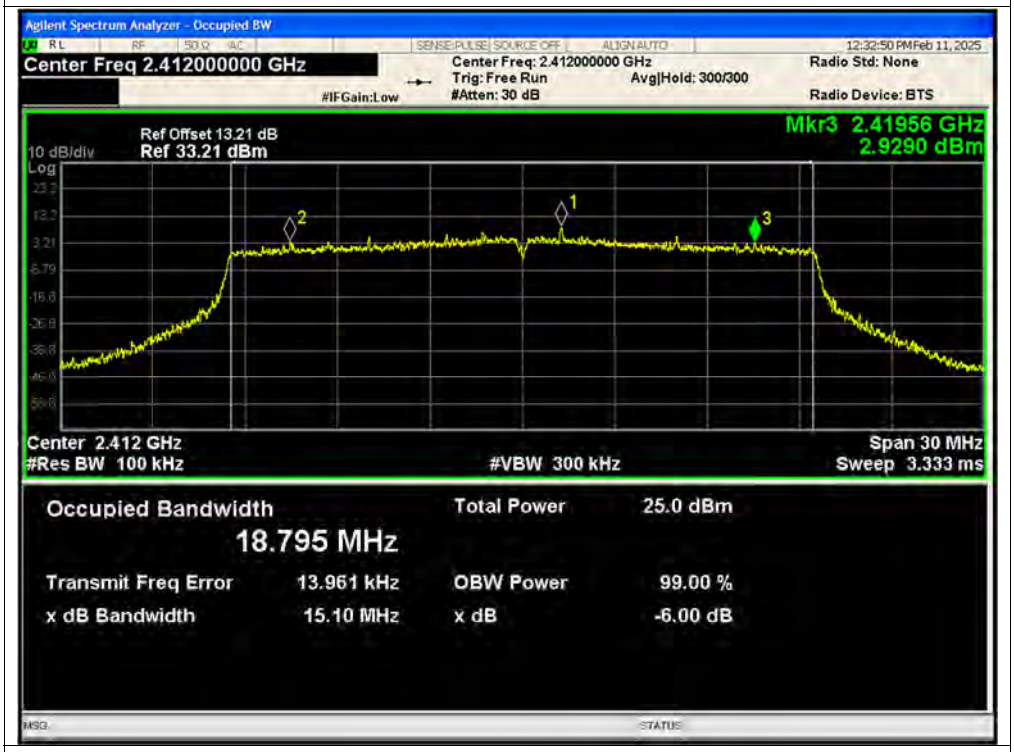

-6dB Bandwidth NVNT ax20 2412MHz Ant2

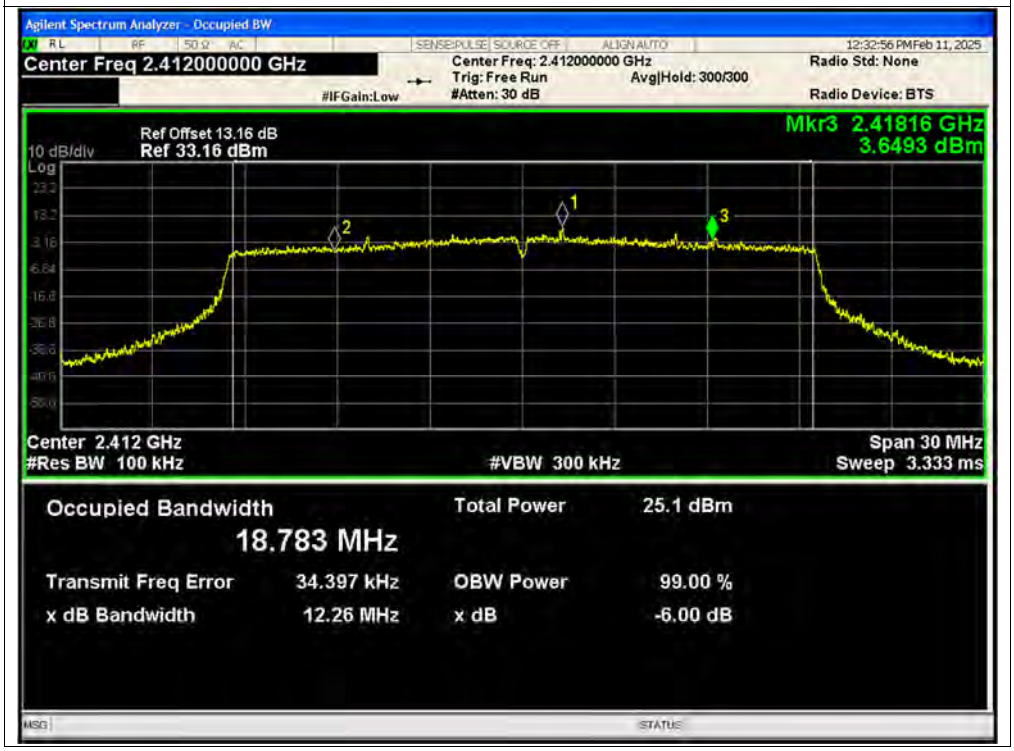

-6dB Bandwidth NVNT ax20 2437MHz Ant1

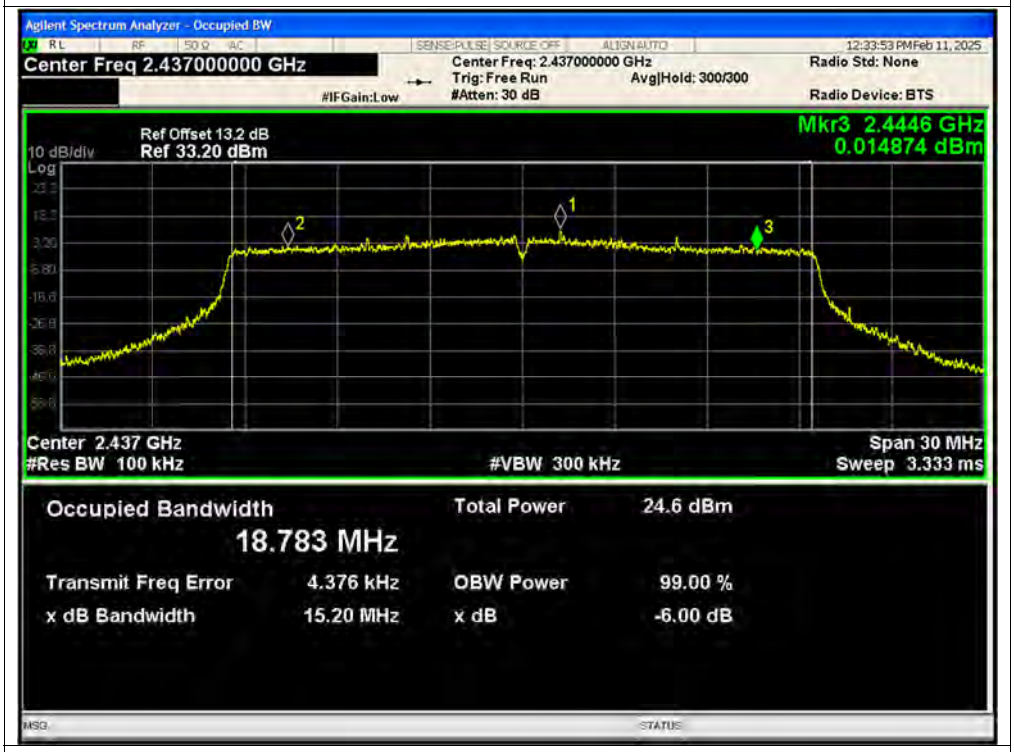

-6dB Bandwidth NVNT ax20 2437MHz Ant2

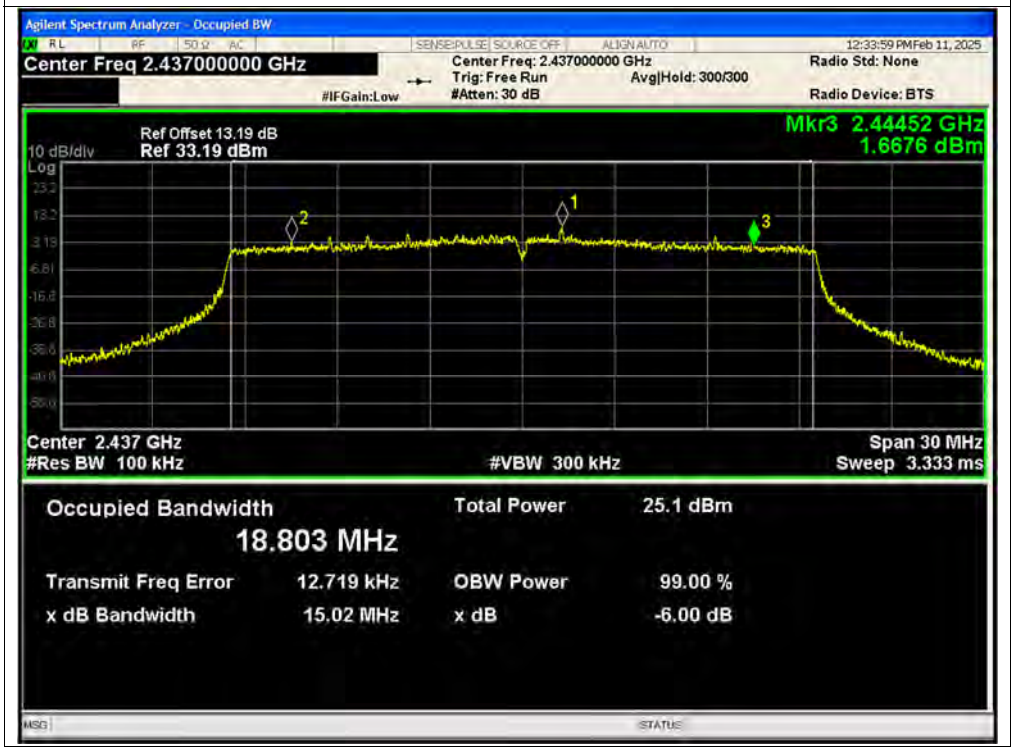

-6dB Bandwidth NVNT ax20 2462MHz Ant1

-6dB Bandwidth NVNT ax20 2462MHz Ant2

-6dB Bandwidth NVNT ax40 2422MHz Ant1

-6dB Bandwidth NVNT ax40 2437MHz Ant1

-6dB Bandwidth NVNT ax40 2452MHz Ant1

-6dB Bandwidth NVNT ax40 2422MHz Ant2

-6dB Bandwidth NVNT ax40 2437MHz Ant2

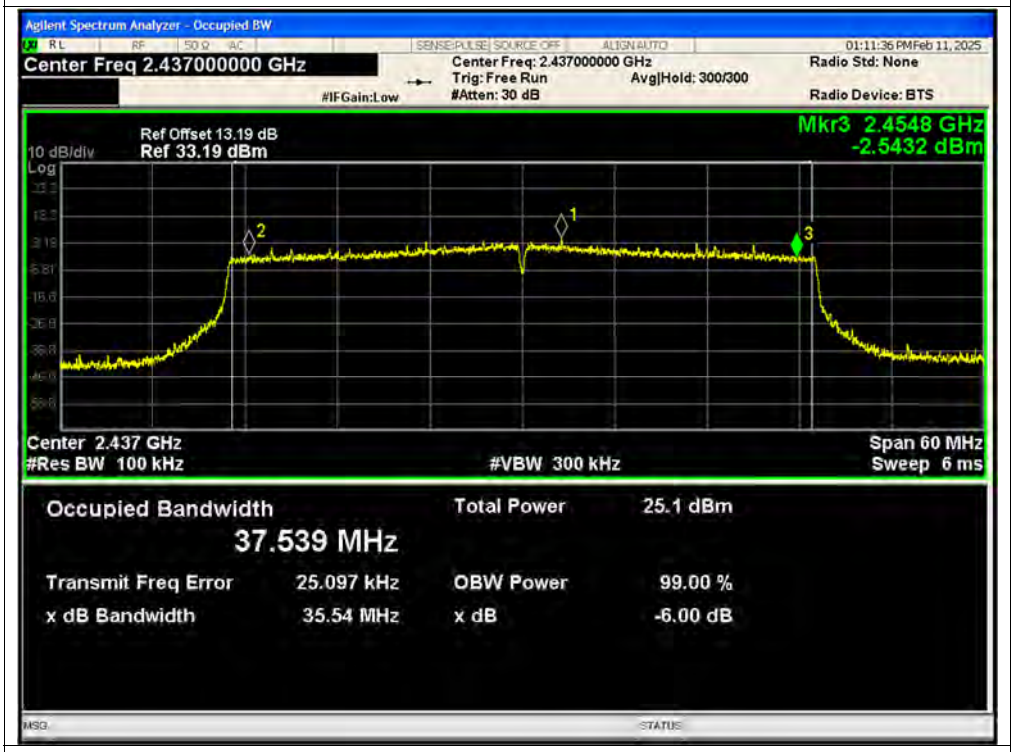

-6dB Bandwidth NVNT ax40 2452MHz Ant2

-6dB Bandwidth NVNT ax40 2422MHz Ant1

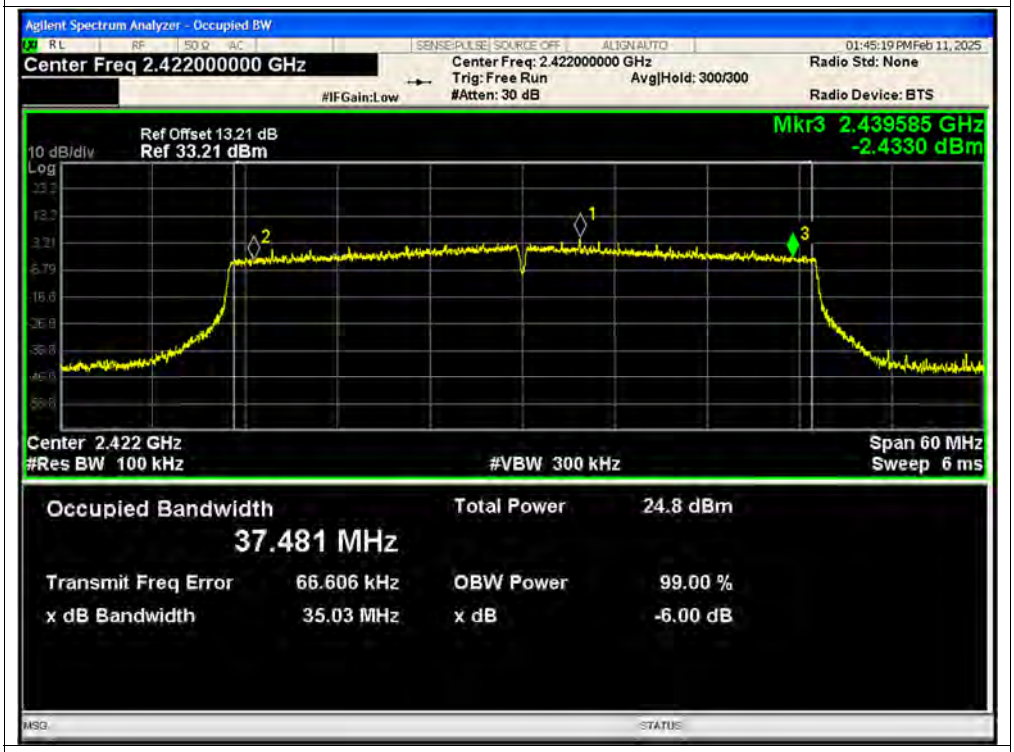

-6dB Bandwidth NVNT ax40 2422MHz Ant2

-6dB Bandwidth NVNT ax40 2437MHz Ant1

-6dB Bandwidth NVNT ax40 2437MHz Ant2

-6dB Bandwidth NVNT ax40 2452MHz Ant1

-6dB Bandwidth NVNT ax40 2452MHz Ant2

-6dB Bandwidth NVNT ax20 26@0 2412MHz Ant1

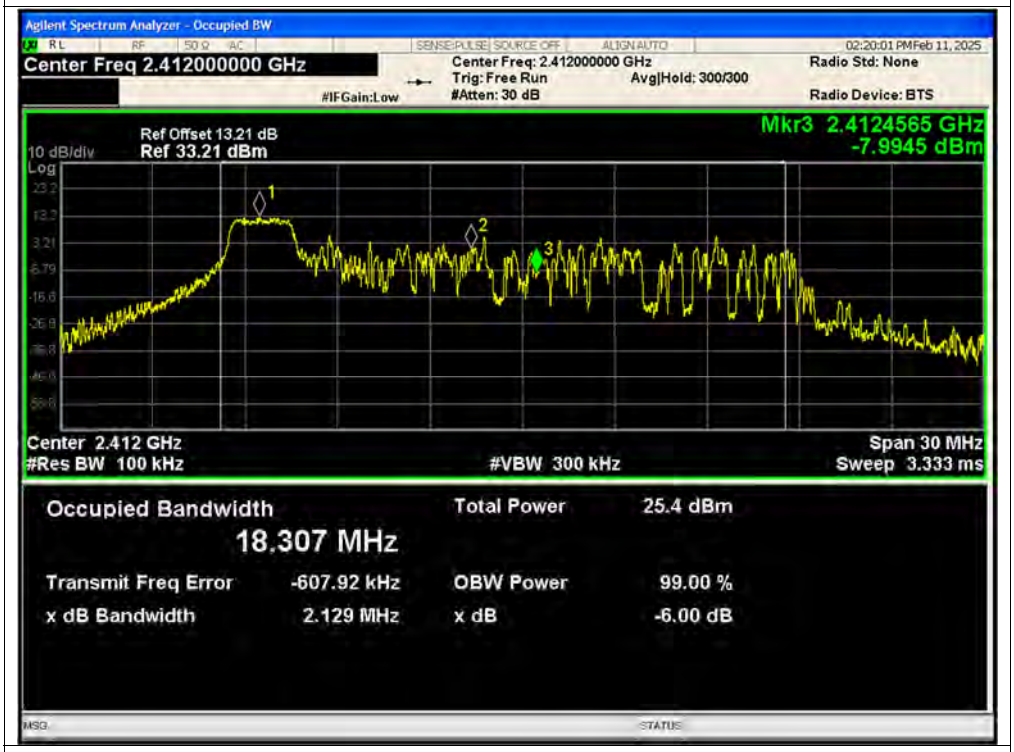

-6dB Bandwidth NVNT ax20 26@0 2437MHz Ant1

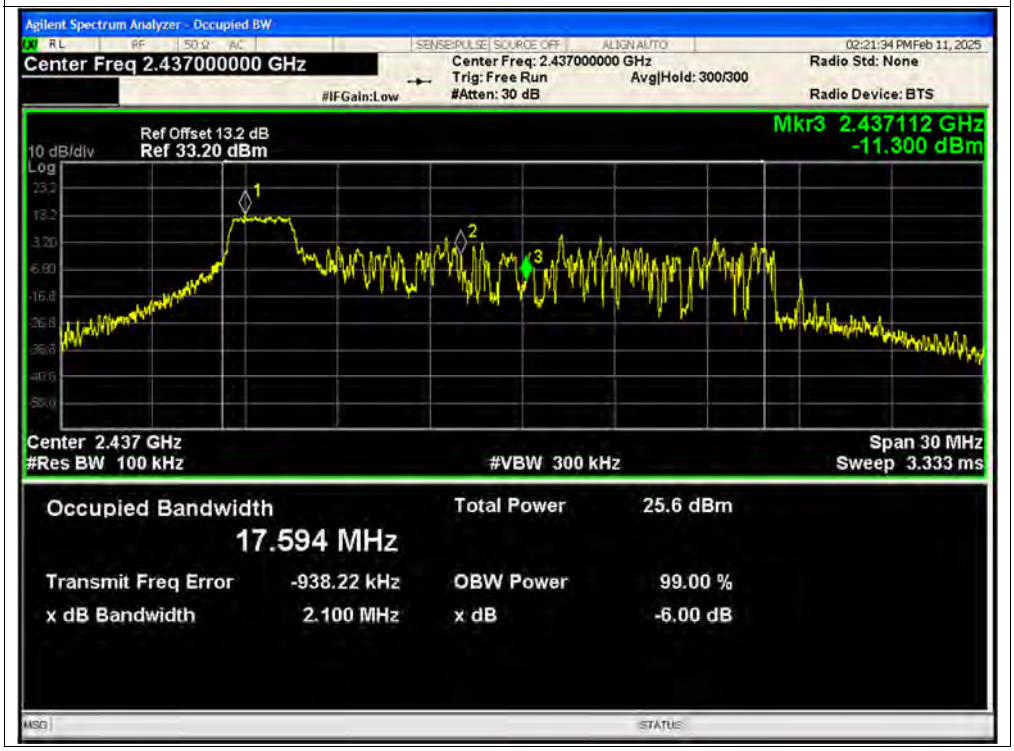

-6dB Bandwidth NVNT ax20 26@0 2462MHz Ant1

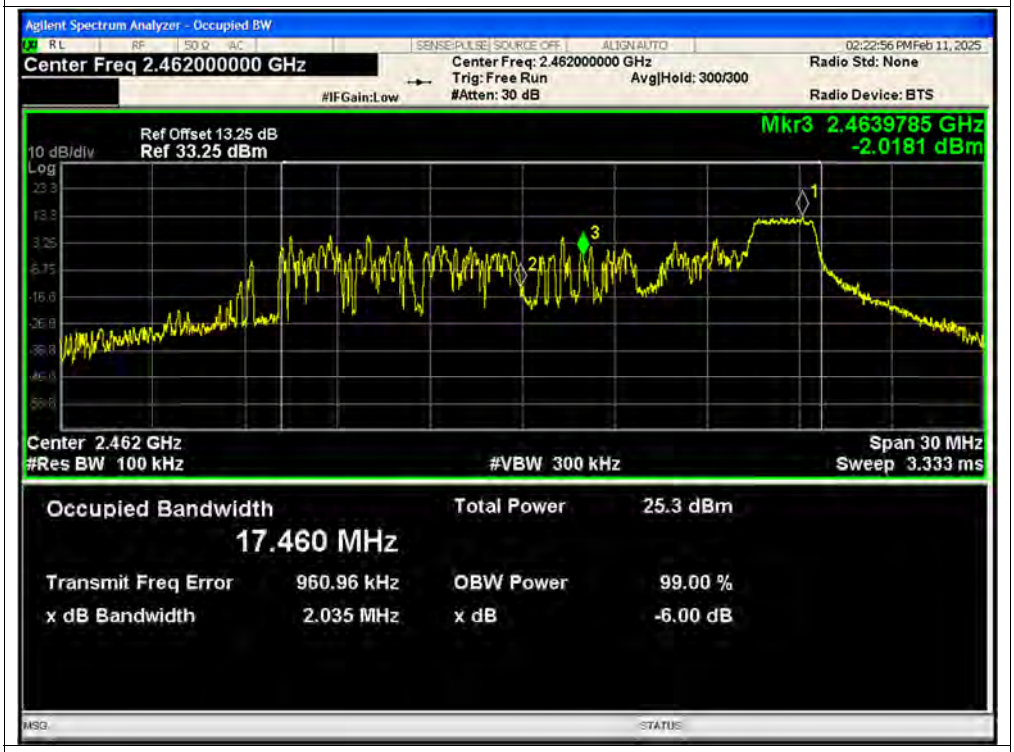

-6dB Bandwidth NVNT ax20 26@0 2412MHz Ant2

-6dB Bandwidth NVNT ax20 26@0 2437MHz Ant2

-6dB Bandwidth NVNT ax20 26@0 2462MHz Ant2

-6dB Bandwidth NVNT ax20 26@0 2412MHz Ant1

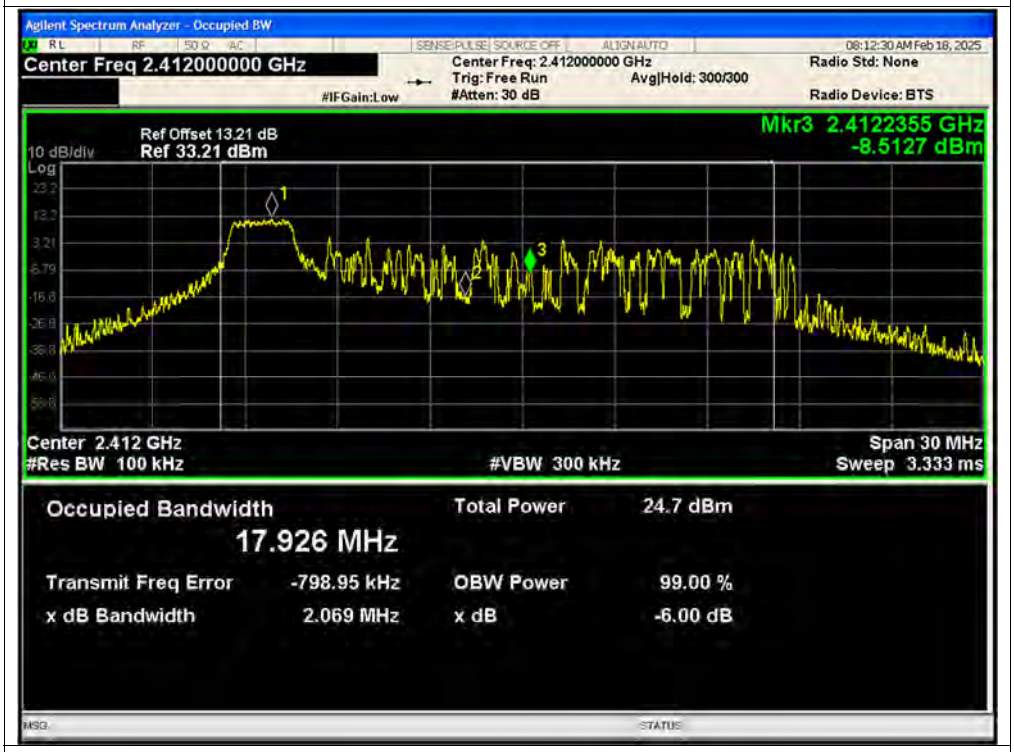

-6dB Bandwidth NVNT ax20 26@0 2412MHz Ant2

-6dB Bandwidth NVNT ax20 26@0 2437MHz Ant1

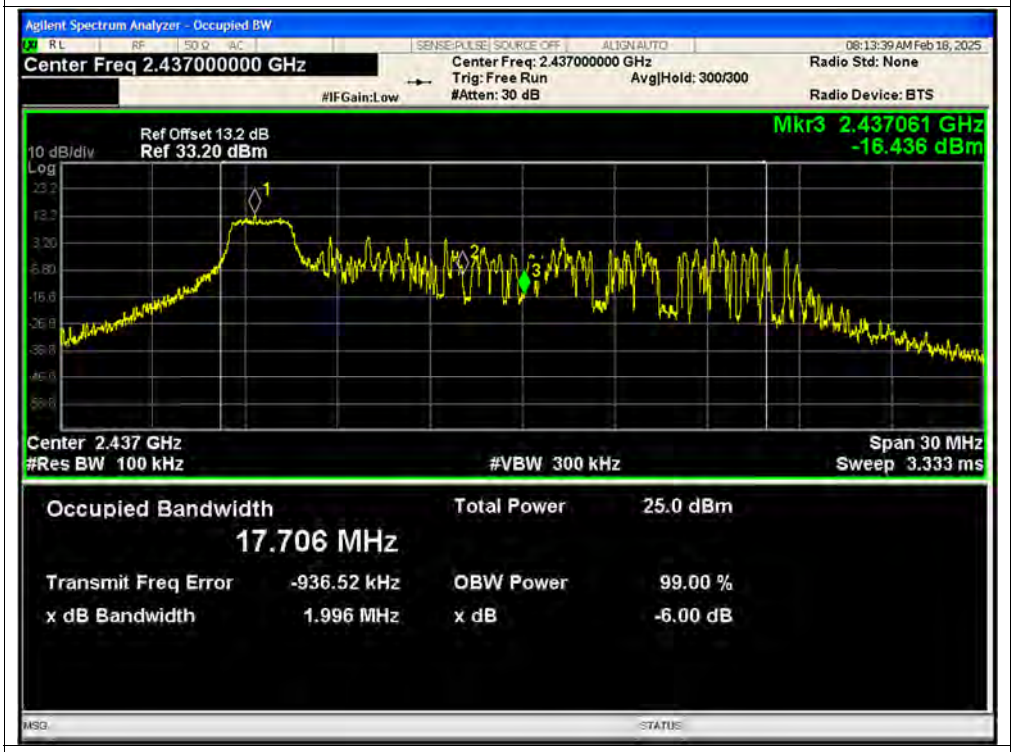

-6dB Bandwidth NVNT ax20 26@0 2437MHz Ant2

-6dB Bandwidth NVNT ax20 26@0 2462MHz Ant1

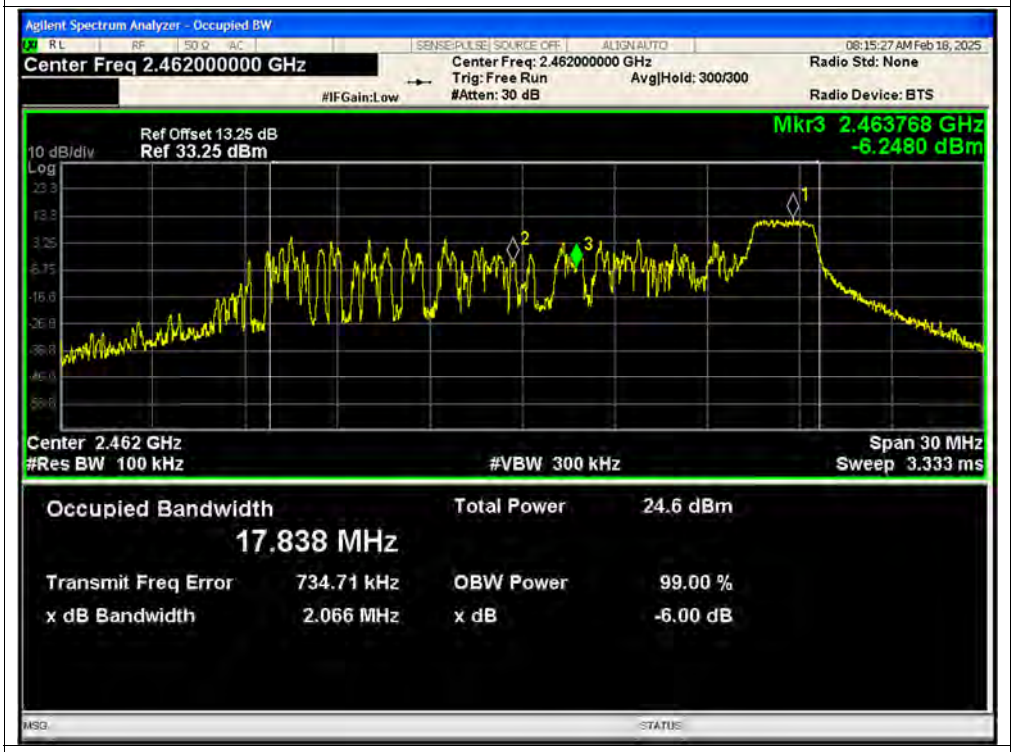

-6dB Bandwidth NVNT ax20 26@0 2462MHz Ant2

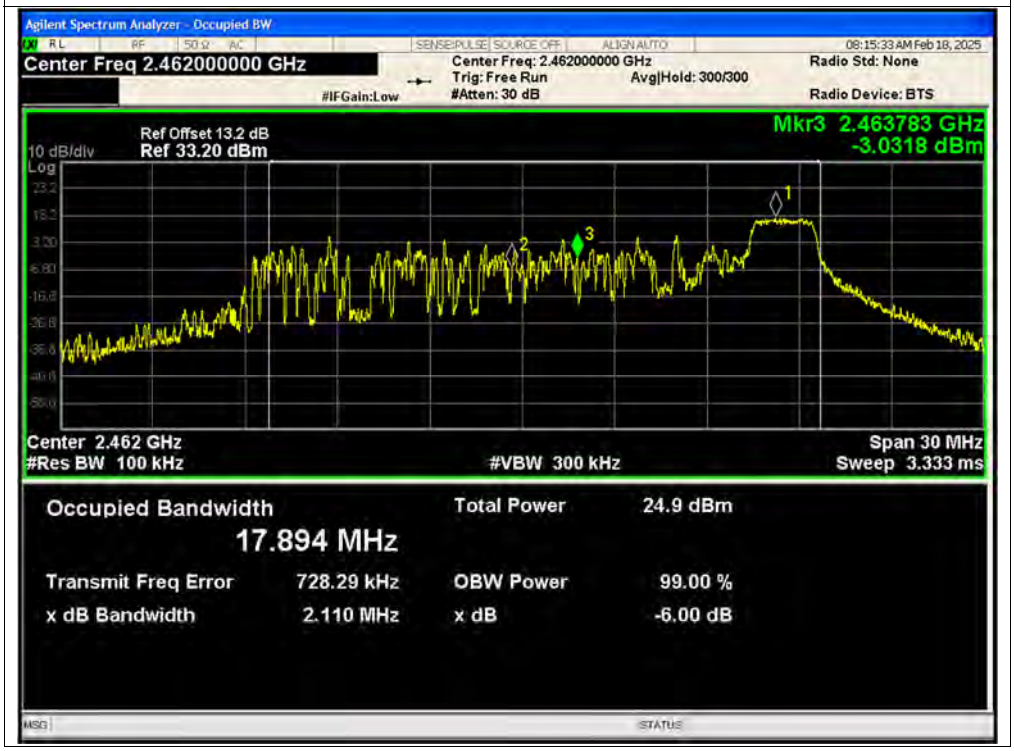

-6dB Bandwidth NVNT ax20 52@37 2412MHz Ant1

-6dB Bandwidth NVNT ax20 52@37 2437MHz Ant1

-6dB Bandwidth NVNT ax20 52@37 2462MHz Ant1

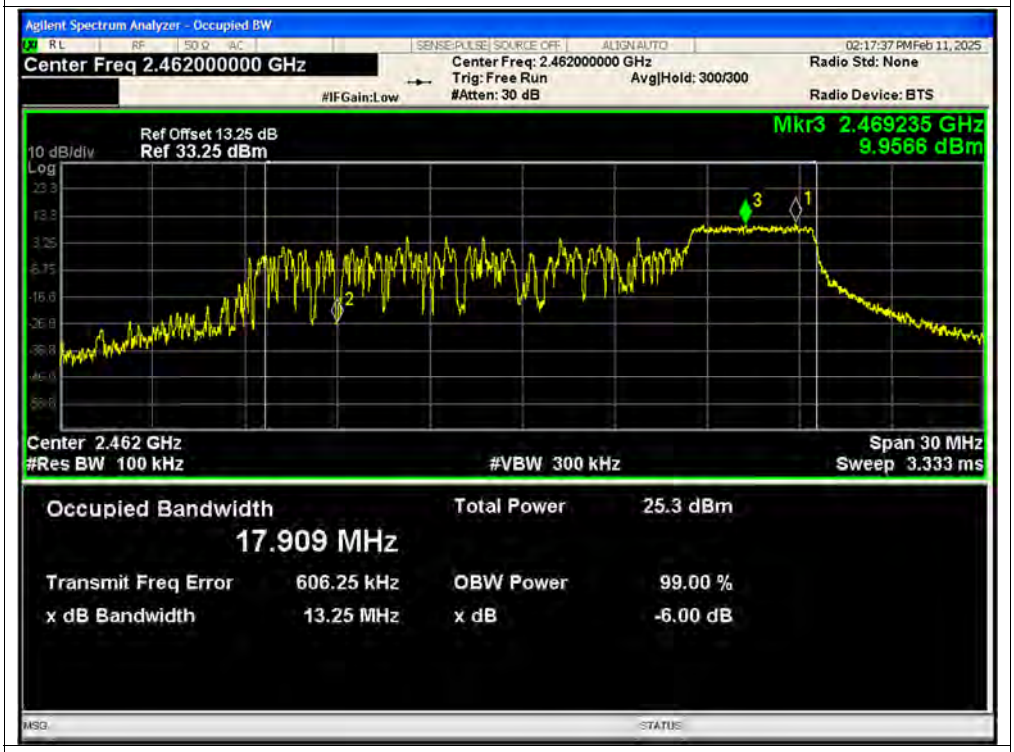

-6dB Bandwidth NVNT ax20 52@37 2412MHz Ant2

-6dB Bandwidth NVNT ax20 52@37 2437MHz Ant2

-6dB Bandwidth NVNT ax20 52@37 2462MHz Ant2

-6dB Bandwidth NVNT ax20 52@37 2412MHz Ant1

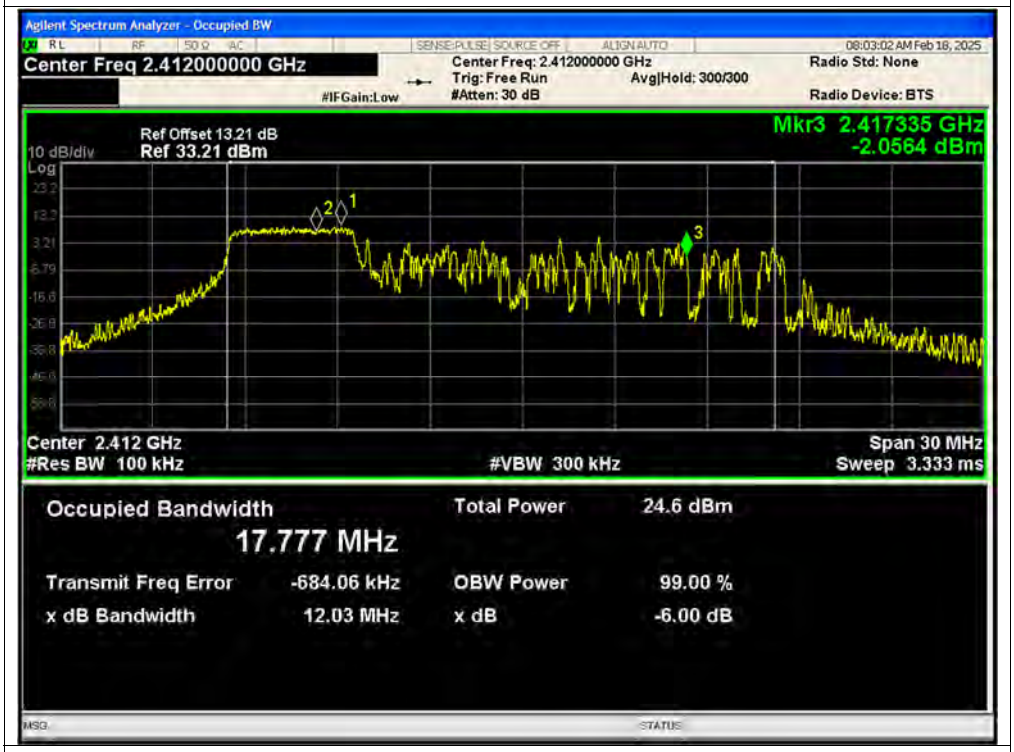

-6dB Bandwidth NVNT ax20 52@37 2412MHz Ant2

-6dB Bandwidth NVNT ax20 52@37 2437MHz Ant1

-6dB Bandwidth NVNT ax20 52@37 2437MHz Ant2

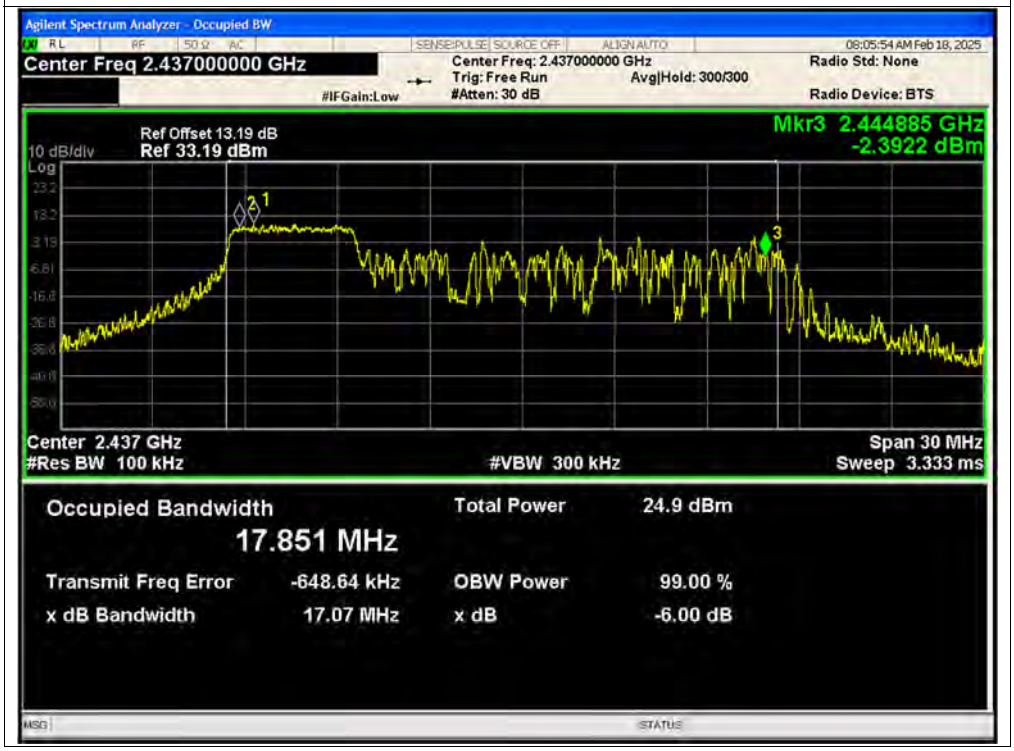

-6dB Bandwidth NVNT ax20 52@37 2462MHz Ant1

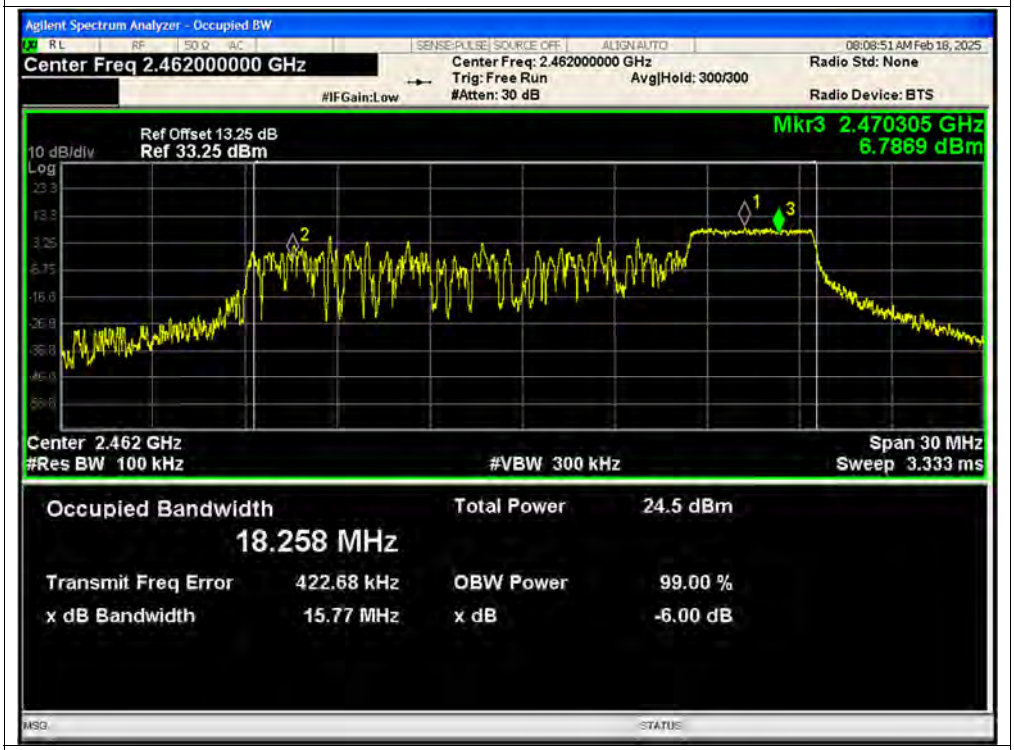

-6dB Bandwidth NVNT ax20 52@37 2462MHz Ant2

-6dB Bandwidth NVNT ax20 106@53 2412MHz Ant1

-6dB Bandwidth NVNT ax20 106@53 2437MHz Ant1

-6dB Bandwidth NVNT ax20 106@53 2462MHz Ant1

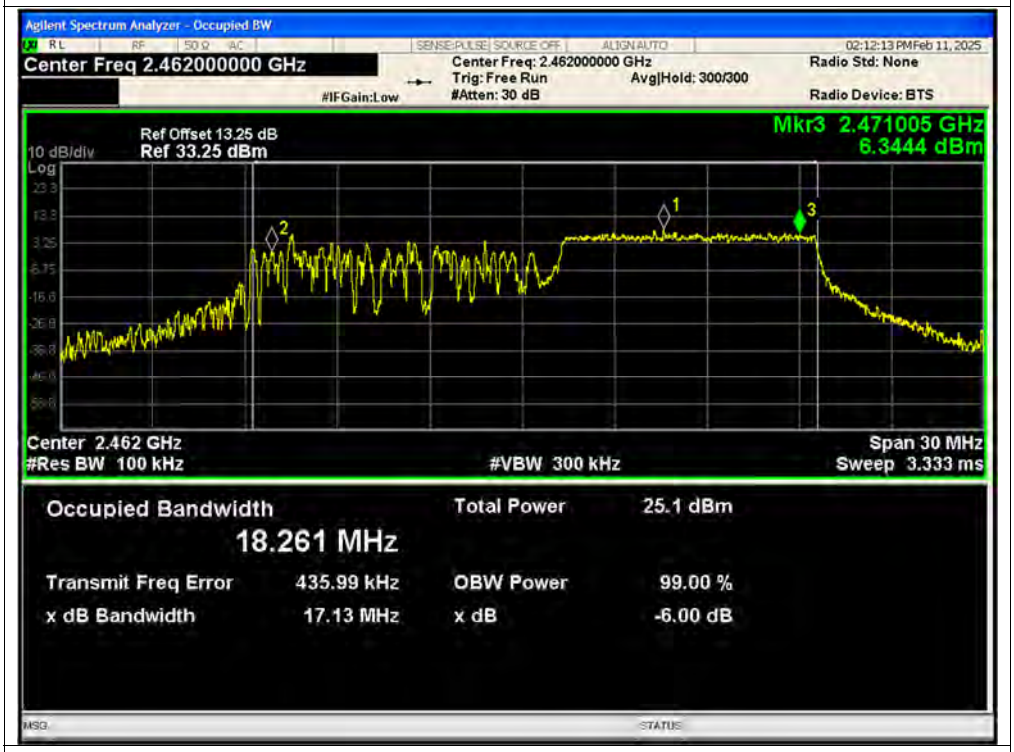

-6dB Bandwidth NVNT ax20 106@53 2412MHz Ant2

-6dB Bandwidth NVNT ax20 106@53 2437MHz Ant2

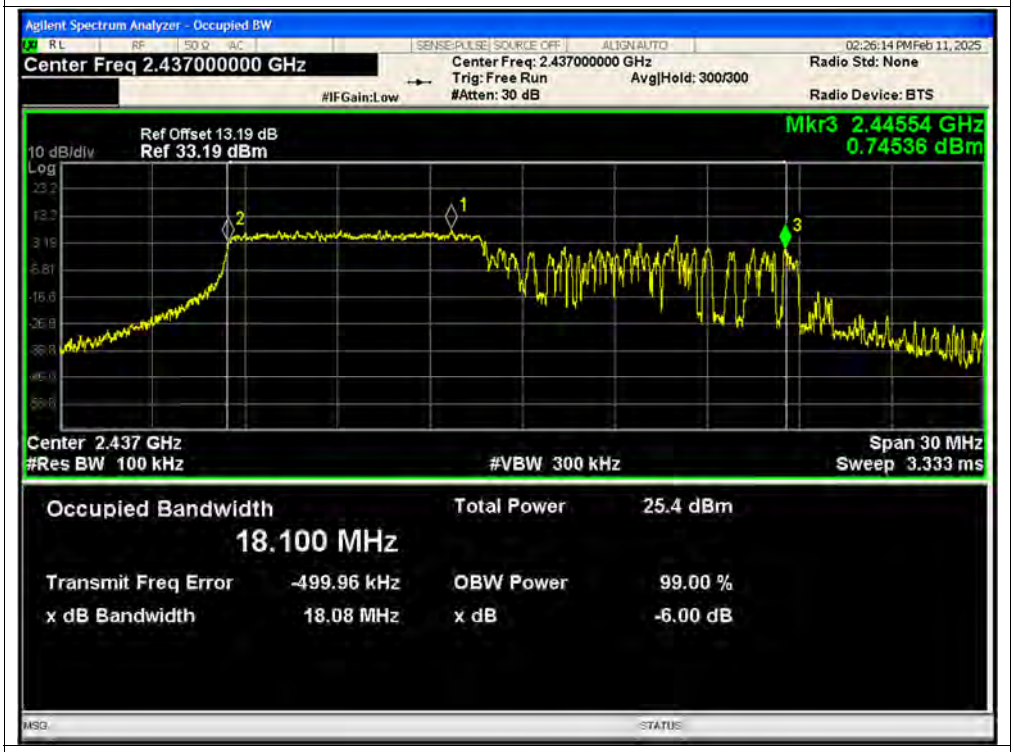

-6dB Bandwidth NVNT ax20 106@53 2462MHz Ant2

-6dB Bandwidth NVNT ax20 106@53 2412MHz Ant1

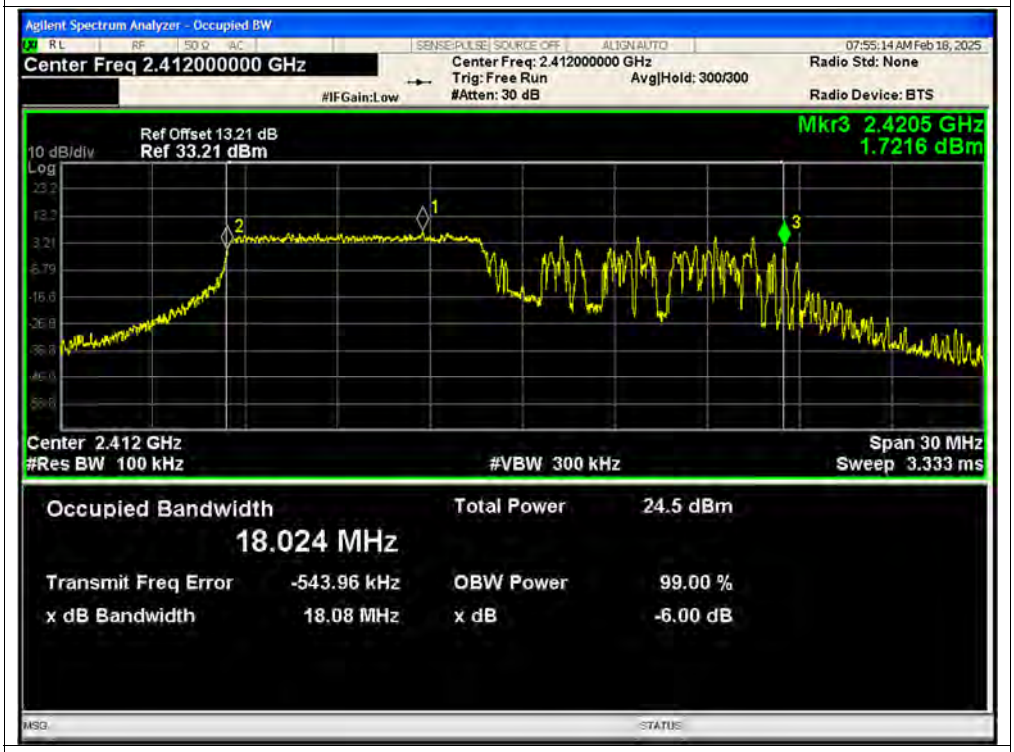

-6dB Bandwidth NVNT ax20 106@53 2412MHz Ant2

-6dB Bandwidth NVNT ax20 106@53 2437MHz Ant1

-6dB Bandwidth NVNT ax20 106@53 2437MHz Ant2

-6dB Bandwidth NVNT ax20 106@53 2462MHz Ant1

-6dB Bandwidth NVNT ax20 106@53 2462MHz Ant2

-6dB Bandwidth NVNT ax40 26@0 2422MHz Ant1

-6dB Bandwidth NVNT ax40 26@0 2437MHz Ant1

-6dB Bandwidth NVNT ax40 26@0 2452MHz Ant1

-6dB Bandwidth NVNT ax40 26@0 2422MHz Ant2

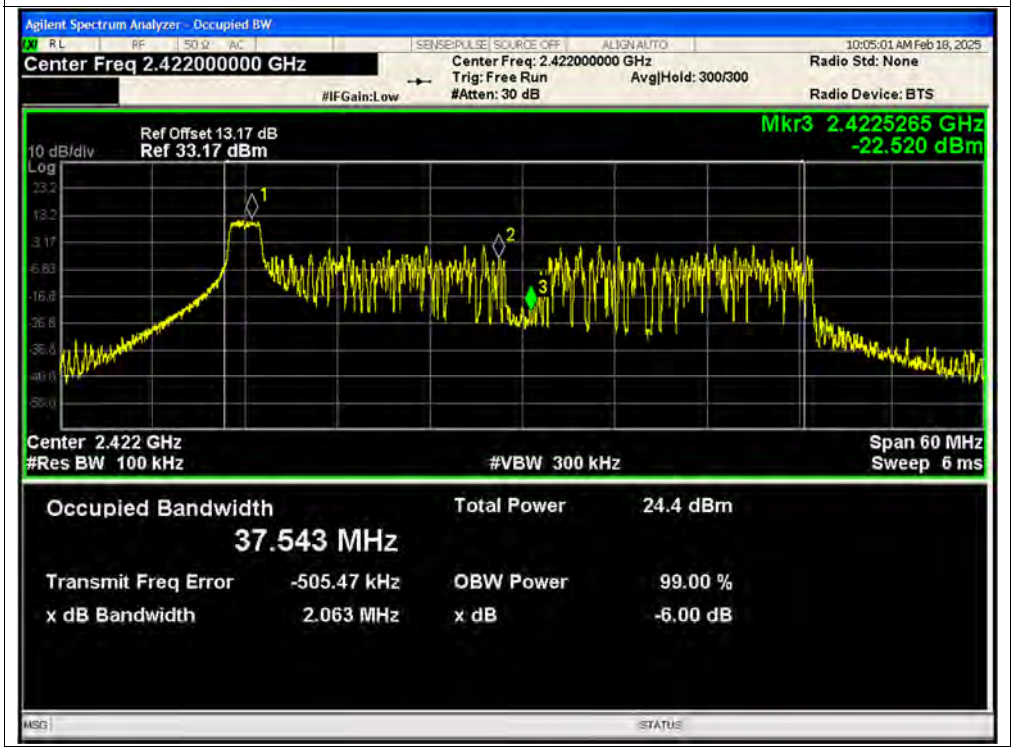

-6dB Bandwidth NVNT ax40 26@0 2437MHz Ant2

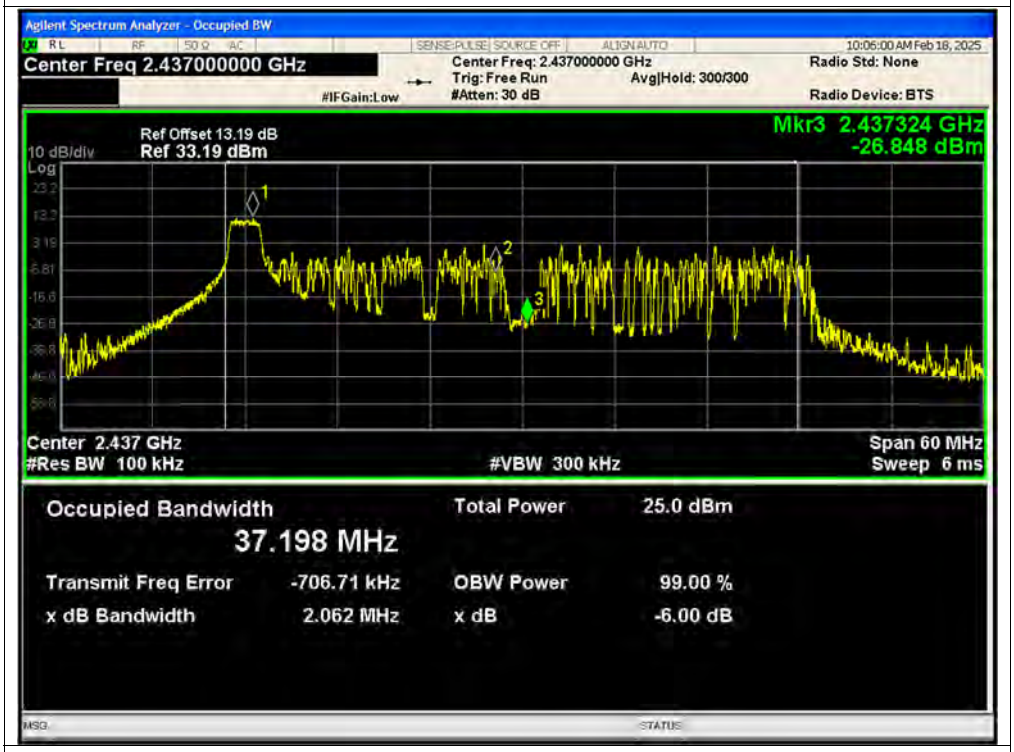

-6dB Bandwidth NVNT ax40 26@0 2452MHz Ant2

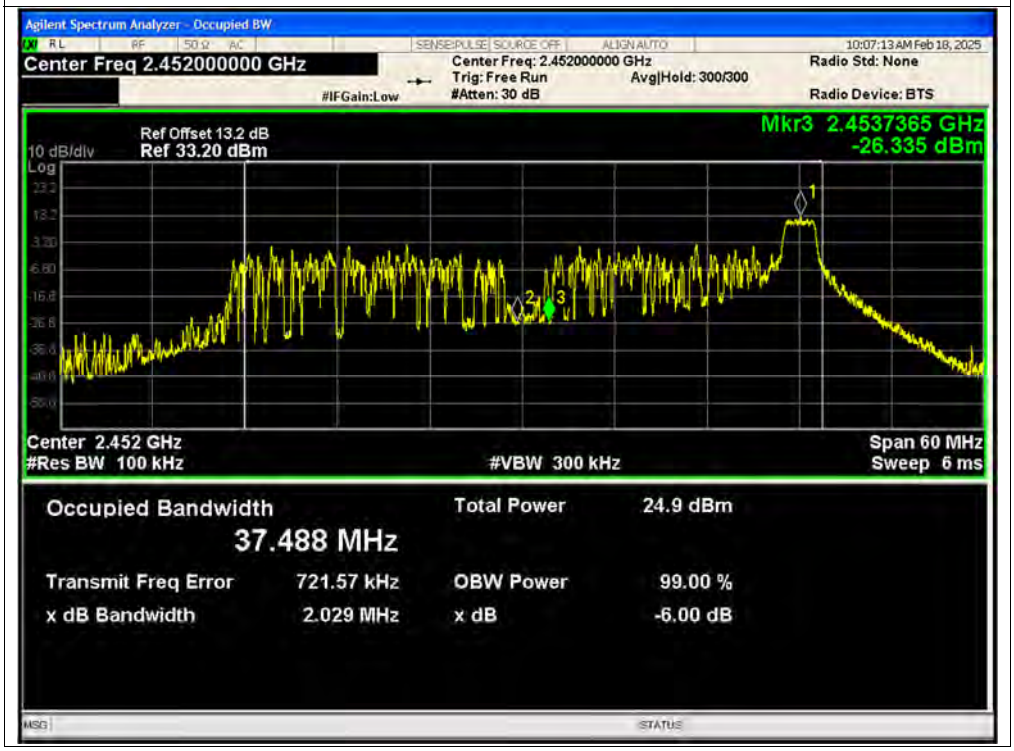

-6dB Bandwidth NVNT ax40 26@0 2422MHz Ant1

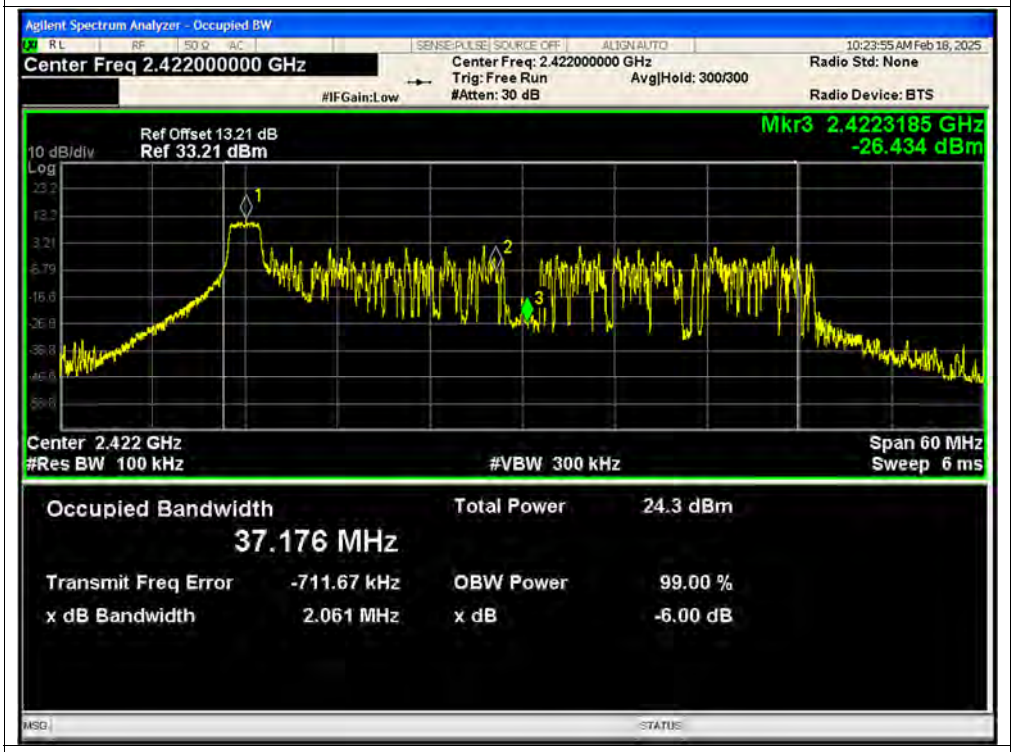

-6dB Bandwidth NVNT ax40 26@0 2422MHz Ant2

-6dB Bandwidth NVNT ax40 26@0 2437MHz Ant1

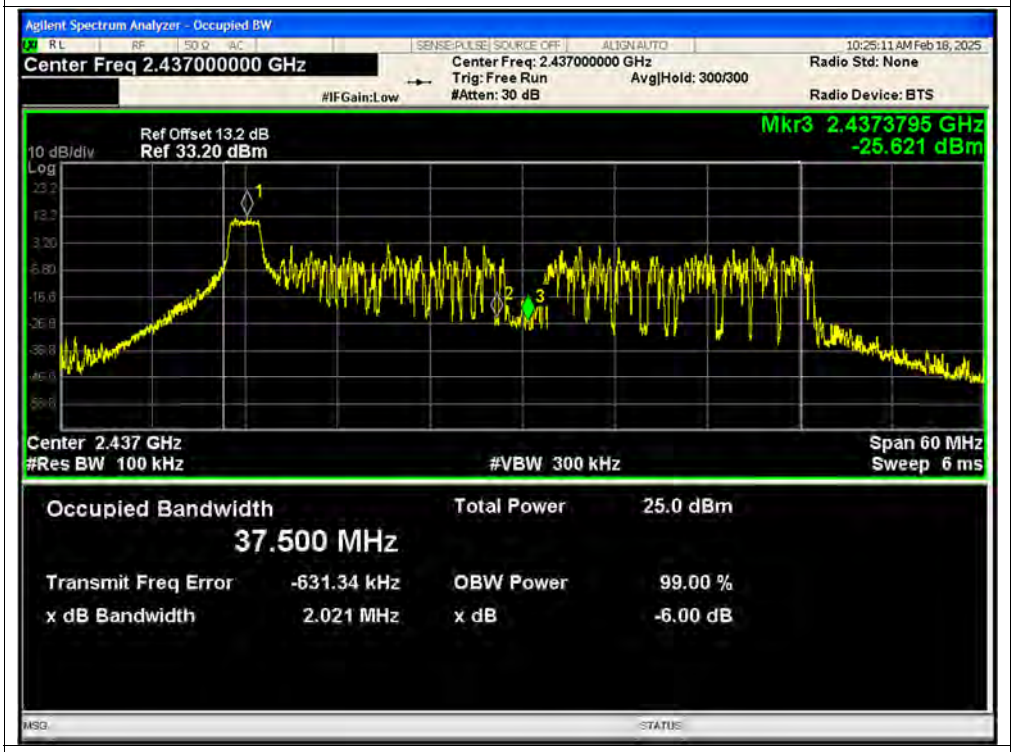

-6dB Bandwidth NVNT ax40 26@0 2437MHz Ant2

-6dB Bandwidth NVNT ax40 26@0 2452MHz Ant1

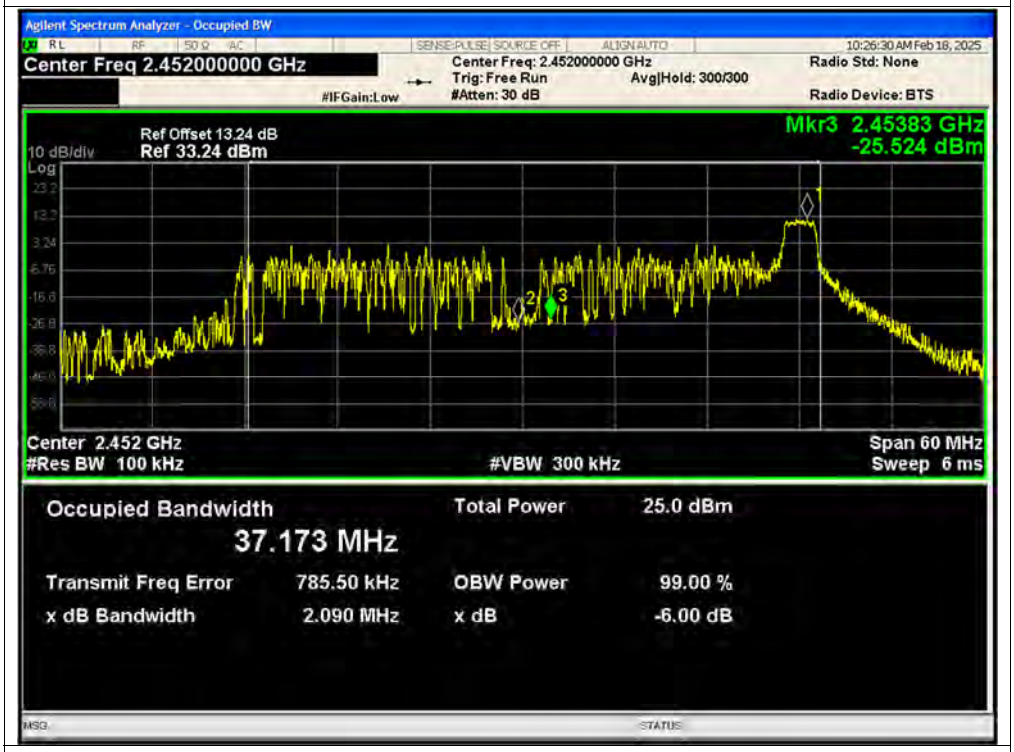

-6dB Bandwidth NVNT ax40 26@0 2452MHz Ant2

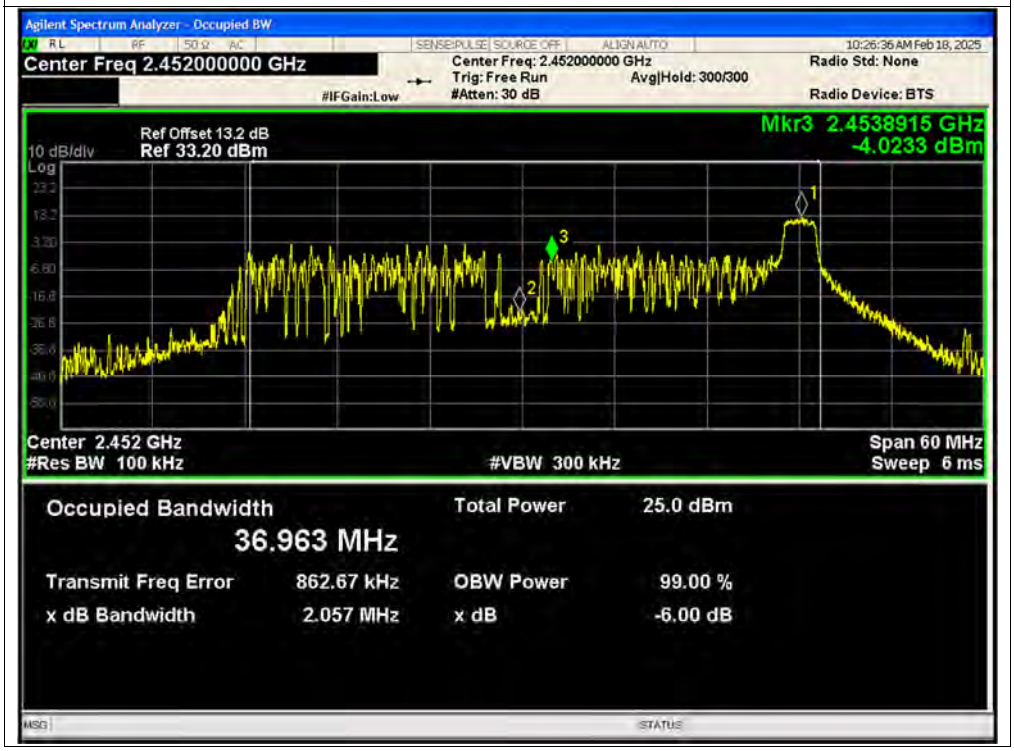

-6dB Bandwidth NVNT ax40 52@37 2422MHz Ant1

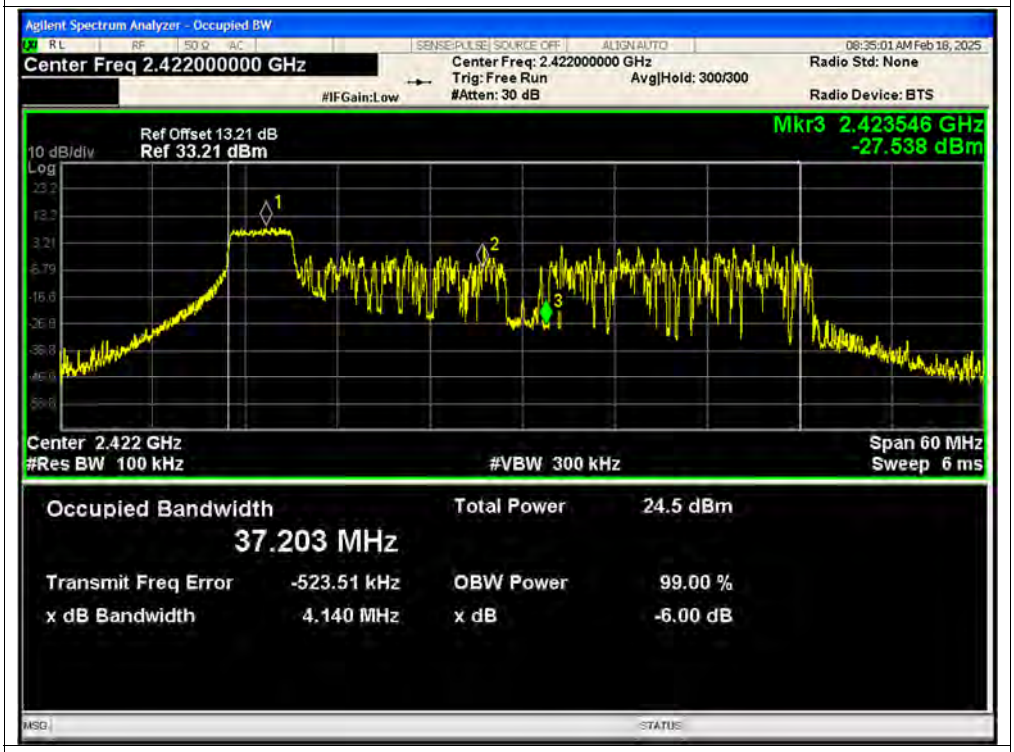

-6dB Bandwidth NVNT ax40 52@37 2437MHz Ant1

-6dB Bandwidth NVNT ax40 52@37 2452MHz Ant1

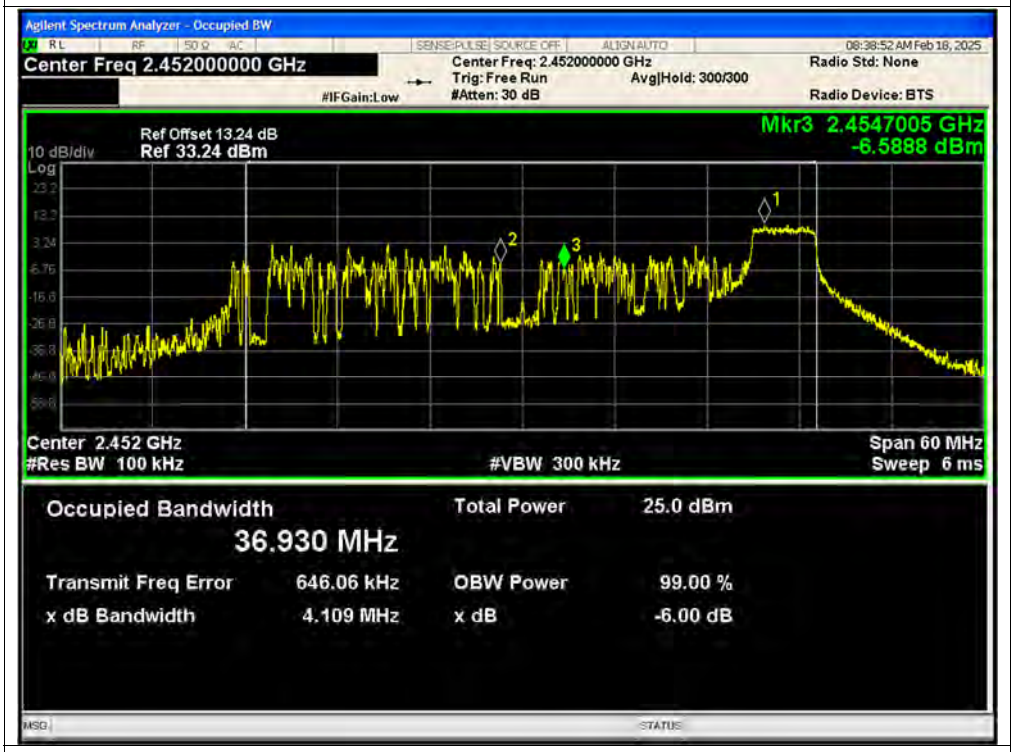

-6dB Bandwidth NVNT ax40 52@37 2422MHz Ant2