PSD NVNT ax20 52@37 5720MHz Ant1 MIMO

PSD NVNT ax20 52@37 5720MHz Ant2 MIMO

PSD NVNT ax20 52@37 5745MHz Ant1 MIMO

PSD NVNT ax20 52@37 5745MHz Ant2 MIMO

PSD NVNT ax20 52@37 5785MHz Ant1 MIMO

PSD NVNT ax20 52@37 5785MHz Ant2 MIMO

PSD NVNT ax20 52@37 5825MHz Ant1 MIMO

PSD NVNT ax20 52@37 5825MHz Ant2 MIMO

PSD NVNT ax20 106@53 5180MHz Ant1 SISO

PSD NVNT ax20 106@53 5220MHz Ant1 SISO

PSD NVNT ax20 106@53 5240MHz Ant1 SISO

PSD NVNT ax20 106@53 5260MHz Ant1 SISO

PSD NVNT ax20 106@53 5300MHz Ant1 SISO

PSD NVNT ax20 106@53 5320MHz Ant1 SISO

PSD NVNT ax20 106@53 5500MHz Ant1 SISO

PSD NVNT ax20 106@53 5580MHz Ant1 SISO

PSD NVNT ax20 106@53 5720MHz Ant1 SISO

PSD NVNT ax20 106@53 5745MHz Ant1 SISO

PSD NVNT ax20 106@53 5785MHz Ant1 SISO

PSD NVNT ax20 106@53 5825MHz Ant1 SISO

PSD NVNT ax20 106@53 5180MHz Ant2 SISO

PSD NVNT ax20 106@53 5220MHz Ant2 SISO

PSD NVNT ax20 106@53 5240MHz Ant2 SISO

PSD NVNT ax20 106@53 5260MHz Ant2 SISO

PSD NVNT ax20 106@53 5300MHz Ant2 SISO

PSD NVNT ax20 106@53 5320MHz Ant2 SISO

PSD NVNT ax20 106@53 5500MHz Ant2 SISO

PSD NVNT ax20 106@53 5580MHz Ant2 SISO

PSD NVNT ax20 106@53 5720MHz Ant2 SISO

PSD NVNT ax20 106@53 5745MHz Ant2 SISO

PSD NVNT ax20 106@53 5785MHz Ant2 SISO

PSD NVNT ax20 106@53 5825MHz Ant2 SISO

PSD NVNT ax20 106@53 5180MHz Ant1 MIMO

PSD NVNT ax20 106@53 5180MHz Ant2 MIMO

PSD NVNT ax20 106@53 5220MHz Ant1 MIMO

PSD NVNT ax20 106@53 5220MHz Ant2 MIMO

PSD NVNT ax20 106@53 5240MHz Ant1 MIMO

PSD NVNT ax20 106@53 5240MHz Ant2 MIMO

PSD NVNT ax20 106@53 5260MHz Ant1 MIMO

PSD NVNT ax20 106@53 5260MHz Ant2 MIMO

PSD NVNT ax20 106@53 5300MHz Ant1 MIMO

PSD NVNT ax20 106@53 5300MHz Ant2 MIMO

PSD NVNT ax20 106@53 5320MHz Ant1 MIMO

PSD NVNT ax20 106@53 5320MHz Ant2 MIMO

PSD NVNT ax20 106@53 5500MHz Ant1 MIMO

PSD NVNT ax20 106@53 5500MHz Ant2 MIMO

PSD NVNT ax20 106@53 5580MHz Ant1 MIMO

PSD NVNT ax20 106@53 5580MHz Ant2 MIMO

PSD NVNT ax20 106@53 5720MHz Ant1 MIMO

PSD NVNT ax20 106@53 5720MHz Ant2 MIMO

PSD NVNT ax20 106@53 5745MHz Ant1 MIMO

PSD NVNT ax20 106@53 5745MHz Ant2 MIMO

PSD NVNT ax20 106@53 5785MHz Ant1 MIMO

PSD NVNT ax20 106@53 5785MHz Ant2 MIMO

PSD NVNT ax20 106@53 5825MHz Ant1 MIMO

PSD NVNT ax20 106@53 5825MHz Ant2 MIMO

PSD NVNT ax40 26@0 5190MHz Ant1 SISO

PSD NVNT ax40 26@0 5190MHz Ant2 SISO

PSD NVNT ax40 26@0 5190MHz Ant1 MIMO

PSD NVNT ax40 26@0 5190MHz Ant2 MIMO

PSD NVNT ax40 52@37 5190MHz Ant1 SISO

PSD NVNT ax40 52@37 5190MHz Ant2 SISO

PSD NVNT ax40 52@37 5190MHz Ant1 MIMO

PSD NVNT ax40 52@37 5190MHz Ant2 MIMO

PSD NVNT ax40 106@53 5190MHz Ant1 SISO

PSD NVNT ax40 106@53 5190MHz Ant2 SISO

PSD NVNT ax40 106@53 5190MHz Ant1 MIMO

PSD NVNT ax40 106@53 5190MHz Ant2 MIMO

PSD NVNT ax40 242@61 5190MHz Ant1 SISO

PSD NVNT ax40 242@61 5190MHz Ant2 SISO

PSD NVNT ax40 242@61 5190MHz Ant1 MIMO

PSD NVNT ax40 242@61 5190MHz Ant2 MIMO

PSD NVNT ax80 26@0 5210MHz Ant1 SISO

PSD NVNT ax80 26@0 5210MHz Ant2 SISO

PSD NVNT ax80 26@0 5210MHz Ant1 MIMO

PSD NVNT ax80 26@0 5210MHz Ant2 MIMO

PSD NVNT ax80 52@37 5210MHz Ant1 SISO

PSD NVNT ax80 52@37 5210MHz Ant2 SISO

PSD NVNT ax80 52@37 5210MHz Ant1 MIMO

PSD NVNT ax80 52@37 5210MHz Ant2 MIMO

PSD NVNT ax80 106@53 5210MHz Ant1 SISO

PSD NVNT ax80 106@53 5210MHz Ant2 SISO

PSD NVNT ax80 106@53 5210MHz Ant1 MIMO

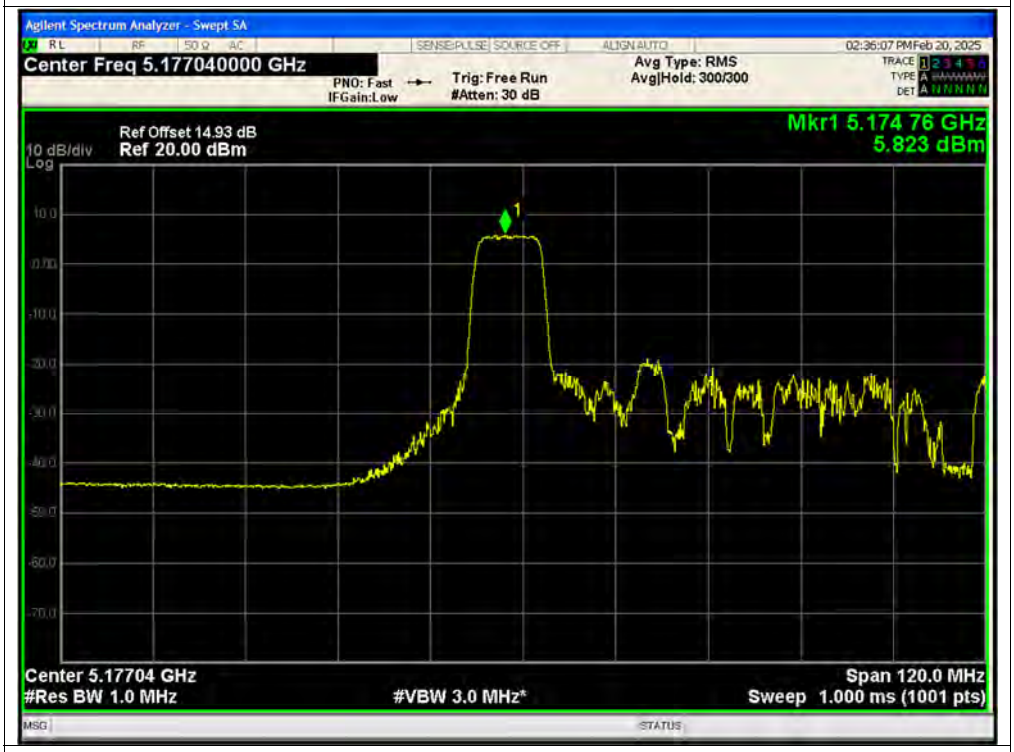

PSD NVNT ax80 106@53 5210MHz Ant2 MIMO

PSD NVNT ax80 242@61 5210MHz Ant1 SISO

PSD NVNT ax80 242@61 5210MHz Ant2 SISO

PSD NVNT ax80 242@61 5210MHz Ant1 MIMO

PSD NVNT ax80 242@61 5210MHz Ant2 MIMO

PSD NVNT ax80 484@65 5210MHz Ant1 SISO

PSD NVNT ax80 484@65 5210MHz Ant2 SISO

PSD NVNT ax80 484@65 5210MHz Ant1 MIMO

PSD NVNT ax80 484@65 5210MHz Ant2 MIMO

PSD NVNT ax160 26@0 5250MHz Ant1 SISO

PSD NVNT ax160 26@0 5250MHz Ant2 SISO

PSD NVNT ax160 26@0 5250MHz Ant1 MIMO

PSD NVNT ax160 26@0 5250MHz Ant2 MIMO

PSD NVNT ax160 52@74 5250MHz Ant1 SISO

PSD NVNT ax160 52@74 5250MHz Ant2 SISO

PSD NVNT ax160 52@74 5250MHz Ant1 MIMO

PSD NVNT ax160 52@74 5250MHz Ant2 MIMO

PSD NVNT ax160 106@106 5250MHz Ant1 SISO

PSD NVNT ax160 106@106 5250MHz Ant2 SISO

PSD NVNT ax160 106@106 5250MHz Ant1 MIMO

PSD NVNT ax160 106@106 5250MHz Ant2 MIMO

PSD NVNT ax160 242@122 5250MHz Ant1 SISO

PSD NVNT ax160 242@122 5250MHz Ant2 SISO

PSD NVNT ax160 242@122 5250MHz Ant1 MIMO

PSD NVNT ax160 242@122 5250MHz Ant2 MIMO

PSD NVNT ax160 484@130 5250MHz Ant1 SISO

PSD NVNT ax160 484@130 5250MHz Ant2 SISO

PSD NVNT ax160 484@130 5250MHz Ant1 MIMO

PSD NVNT ax160 484@130 5250MHz Ant2 MIMO

PSD NVNT ax160 966@134 5250MHz Ant1 SISO

PSD NVNT ax160 966@134 5250MHz Ant2 SISO

PSD NVNT ax160 966@134 5250MHz Ant1 MIMO

PSD NVNT ax160 966@134 5250MHz Ant2 MIMO

A.5. Frequency Stability

Condition	Mode	Frequency (MHz)	Antenna	Measured Frequency (MHz)	Frequency Error (Hz)	Deviation (ppm)	Limit (ppm)	Verdict
20C 3.6V	CW	5180	Ant1	5179.989	-11000	-2.12	25	Pass
20C 3.85V	CW	5180	Ant1	5179.989	-11000	-2.12	25	Pass
20C 4.4V	CW	5180	Ant1	5179.989	-11000	-2.12	25	Pass
-10C 3.85V	CW	5180	Ant1	5179.989	-11000	-2.12	25	Pass
0C 3.85V	CW	5180	Ant1	5179.989	-11000	-2.12	25	Pass
10C 3.85V	CW	5180	Ant1	5179.989	-11000	-2.12	25	Pass
30C 3.85V	CW	5180	Ant1	5179.989	-11000	-2.12	25	Pass
40C 3.85V	CW	5180	Ant1	5179.989	-11000	-2.12	25	Pass
50C 3.85V	CW	5180	Ant1	5179.99	-10000	-1.93	25	Pass
20C 3.6V	CW	5260	Ant1	5259.989	-11000	-2.09	25	Pass
20C 3.85V	CW	5260	Ant1	5259.989	-11000	-2.09	25	Pass
20C 4.4V	CW	5260	Ant1	5259.989	-11000	-2.09	25	Pass
-10C 3.85V	CW	5260	Ant1	5259.989	-11000	-2.09	25	Pass
0C 3.85V	CW	5260	Ant1	5259.989	-11000	-2.09	25	Pass
10C 3.85V	CW	5260	Ant1	5259.99	-10000	-1.9	25	Pass
30C 3.85V	CW	5260	Ant1	5259.99	-10000	-1.9	25	Pass
40C 3.85V	CW	5260	Ant1	5259.989	-11000	-2.09	25	Pass
50C 3.85V	CW	5260	Ant1	5259.989	-11000	-2.09	25	Pass
20C 3.6V	CW	5500	Ant1	5499.989	-11000	-2	25	Pass
20C 3.85V	CW	5500	Ant1	5499.989	-11000	-2	25	Pass
20C 4.4V	CW	5500	Ant1	5499.989	-11000	-2	25	Pass
-10C 3.85V	CW	5500	Ant1	5499.989	-11000	-2	25	Pass
0C 3.85V	CW	5500	Ant1	5499.988	-12000	-2.18	25	Pass
10C 3.85V	CW	5500	Ant1	5499.988	-12000	-2.18	25	Pass
30C 3.85V	CW	5500	Ant1	5499.989	-11000	-2	25	Pass
40C 3.85V	CW	5500	Ant1	5499.989	-11000	-2	25	Pass
50C 3.85V	CW	5500	Ant1	5499.989	-11000	-2	25	Pass
20C 3.6V	CW	5745	Ant1	5744.989	-11000	-1.91	25	Pass
20C 3.85V	CW	5745	Ant1	5744.989	-11000	-1.91	25	Pass
20C 4.4V	CW	5745	Ant1	5744.988	-12000	-2.09	25	Pass
-10C 3.85V	CW	5745	Ant1	5744.989	-11000	-1.91	25	Pass
0C 3.85V	CW	5745	Ant1	5744.988	-12000	-2.09	25	Pass
10C 3.85V	CW	5745	Ant1	5744.989	-11000	-1.91	25	Pass
30C 3.85V	CW	5745	Ant1	5744.989	-11000	-1.91	25	Pass

40C 3.85V	CW	5745	Ant1	5744.988	-12000	-2.09	25	Pass
50C 3.85V	CW	5745	Ant1	5744.988	-12000	-2.09	25	Pass

A.6. Dynamic Frequency Selection

a) Payload

Mode	Frequency (MHz)	Result	Verdict
ax20	5260	42.51	Pass
ax20	5500	32.12	Pass
ax80	5290	31.04	Pass
ax160	5570	30.83	Pass

Test Graphs
ax20 5260MHz Payload

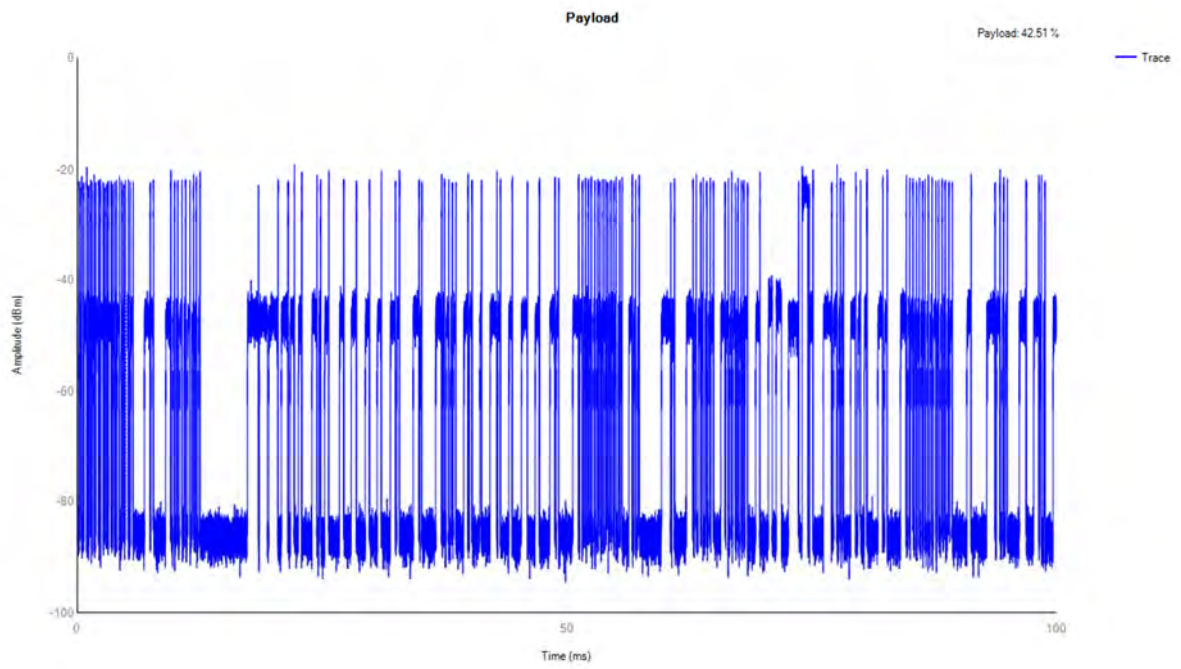

ax20 5500MHz Payload

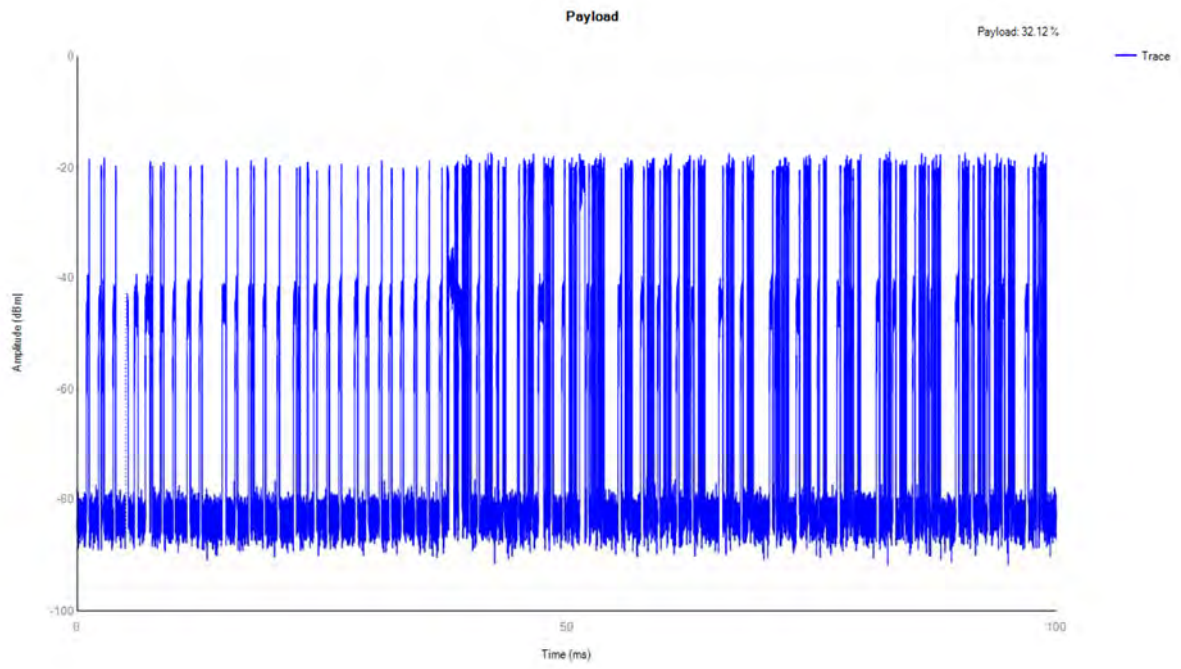

ax80 5290MHz Payload

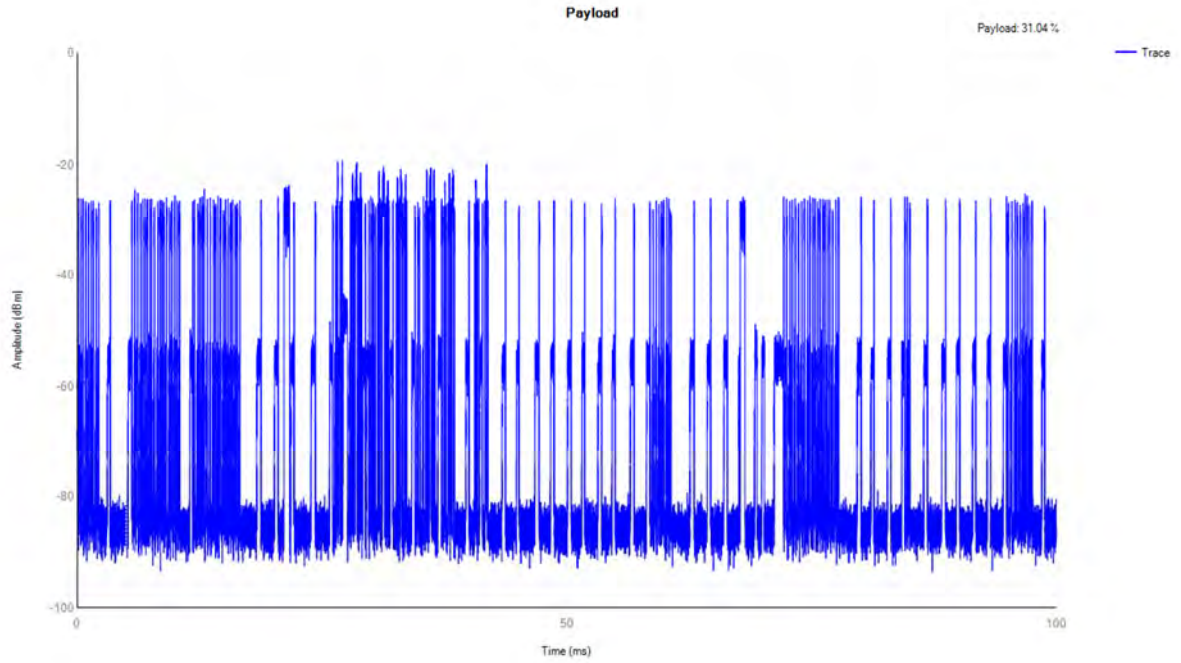

ax160 5570MHz Payload

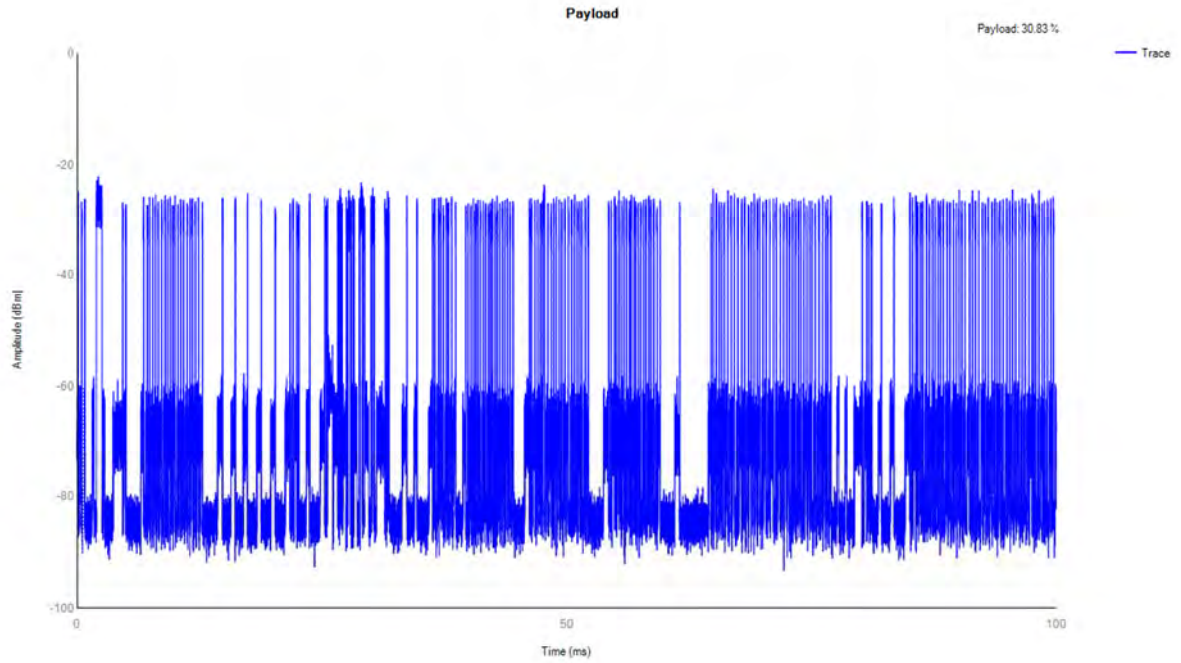

b) Detection Thresholds

Mode	Frequency (MHz)	Type	Result	Verdict
ax20	5260	DFS_FCC_T0	See test Graph	Pass
ax20	5500	DFS_FCC_T0	See test Graph	Pass
ax80	5290	DFS_FCC_T0	See test Graph	Pass
ax160	5570	DFS_FCC_T0	See test Graph	Pass

Spectrum analyzer settings:

Span: Zero

Detector Type: Peak

RBW: 3MHz

VBW: 3MHz

Test Graphs
5260MHz DFS_FCC_T0

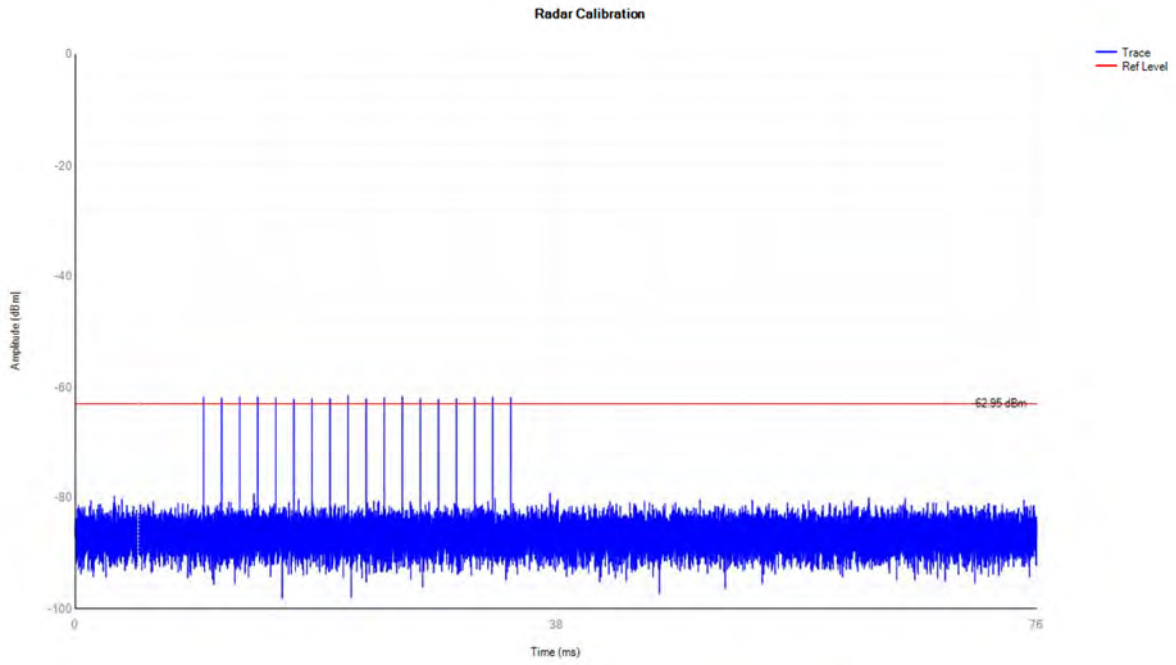

5500MHz DFS_FCC_T0

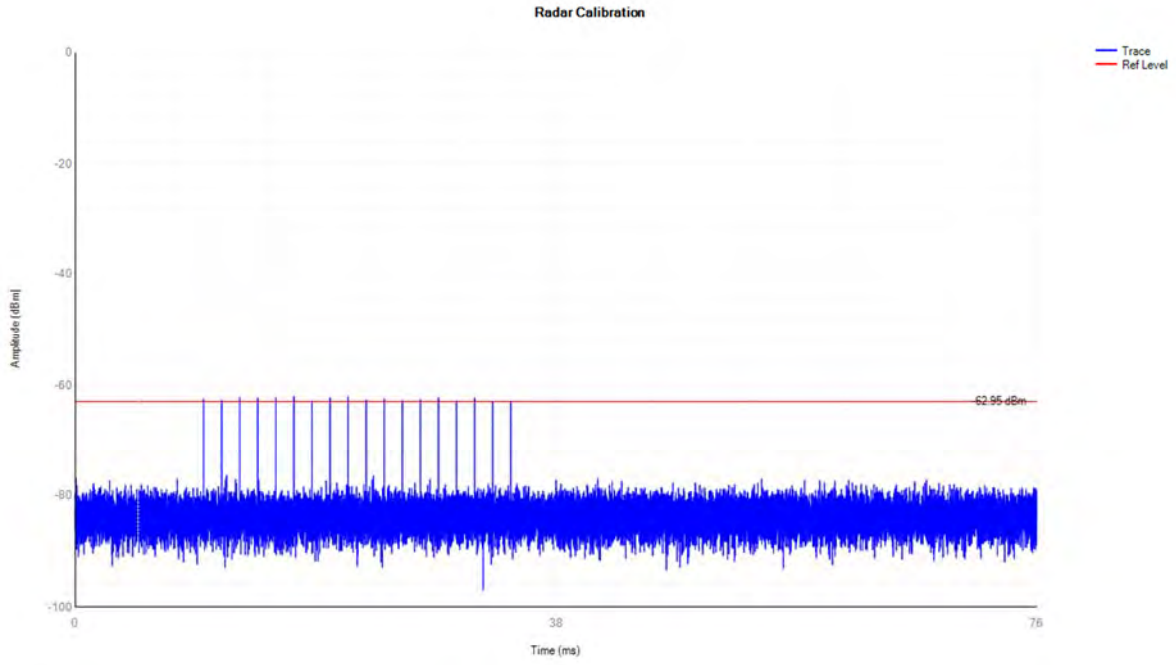

5290MHz DFS_FCC_T0

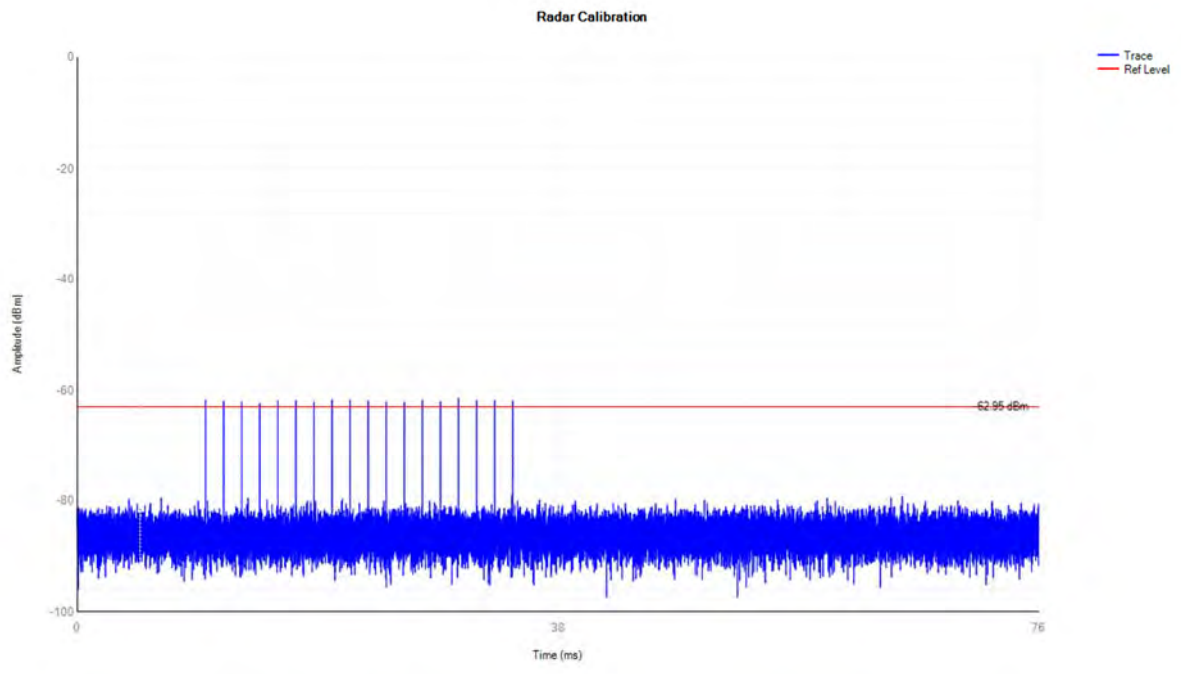

5570MHz DFS_FCC_T0

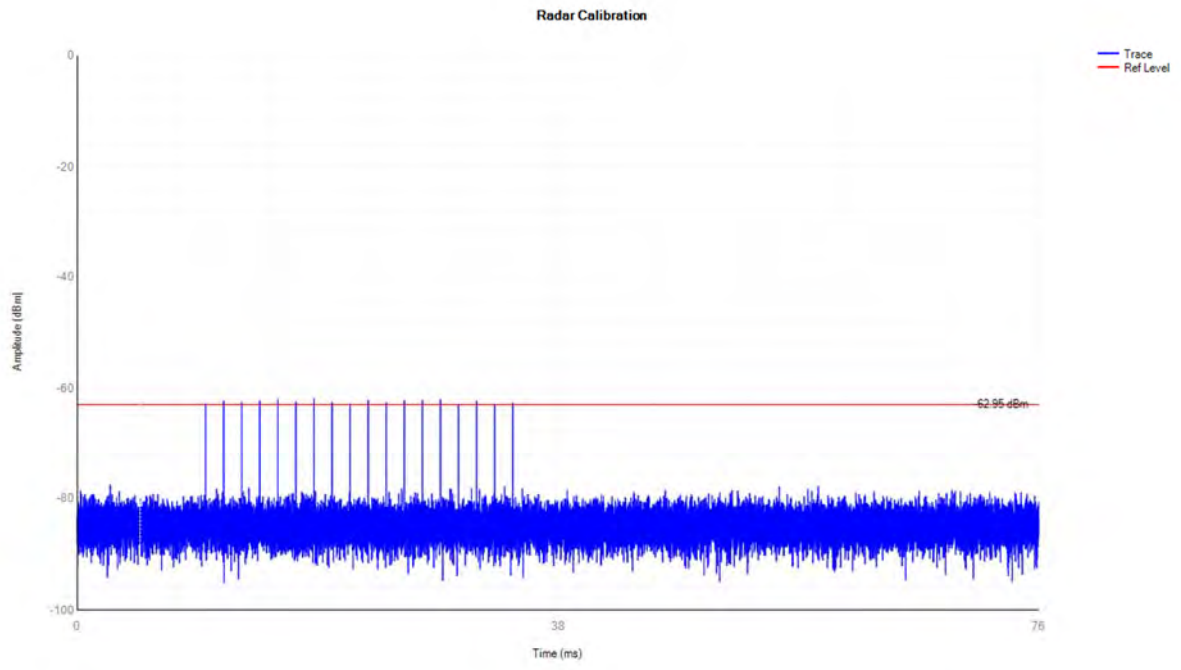

c) Channel Move Time and Channel Closing Transmission Time

Mode	Frequency (MHz)	Channel Move Time (s)	Limit Channel Move Time (s)	Close Transmission Time (s)	Limit Close Transmission Time (s)	Close Transmission Time after 200ms(s)	Limit Close Transmission Time after 200ms (s)	Verdict
ax20	5260	0.858	10	0.033	0.26	0.009	0.06	Pass
ax20	5500	0.772	10	0.029	0.26	0.007	0.06	Pass
ax80	5290	0.758	10	0.017	0.26	0.007	0.06	Pass
ax160	5570	0.783	10	0.016	0.26	0.008	0.06	Pass

Spectrum analyzer settings:

Span: Zero

Detector type: Peak

RBW: 3MHz

VBW: 3MHz

Sweep time: 20s

Test Graphs
ax20 5260MHz Shutdown

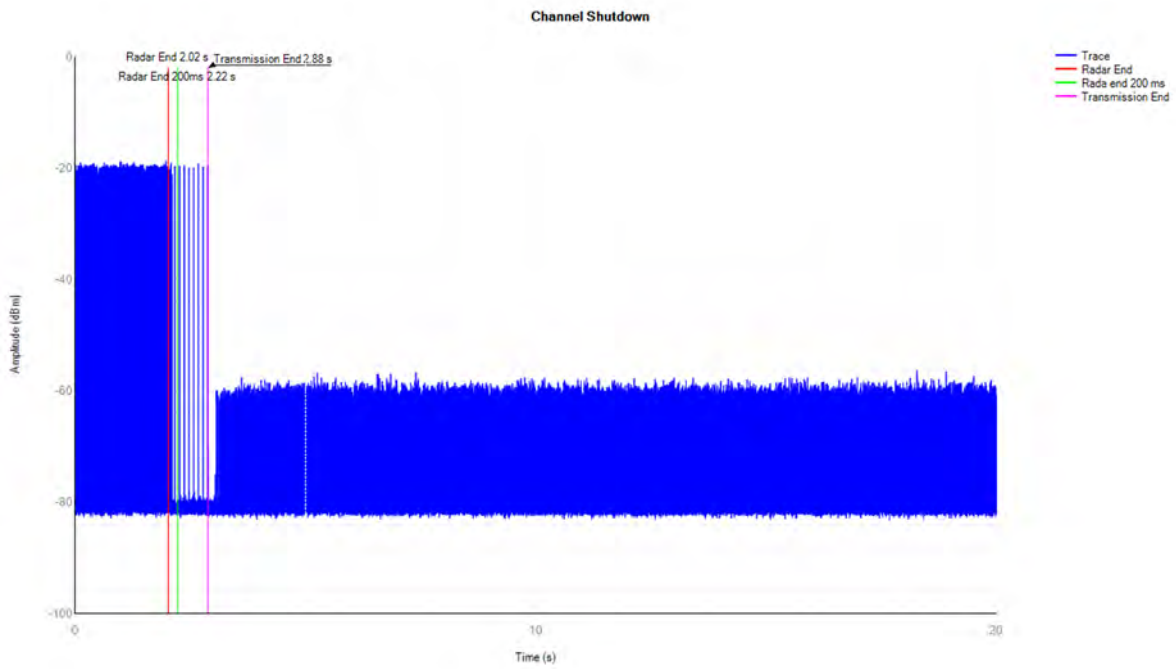

ax20 5500MHz Shutdown

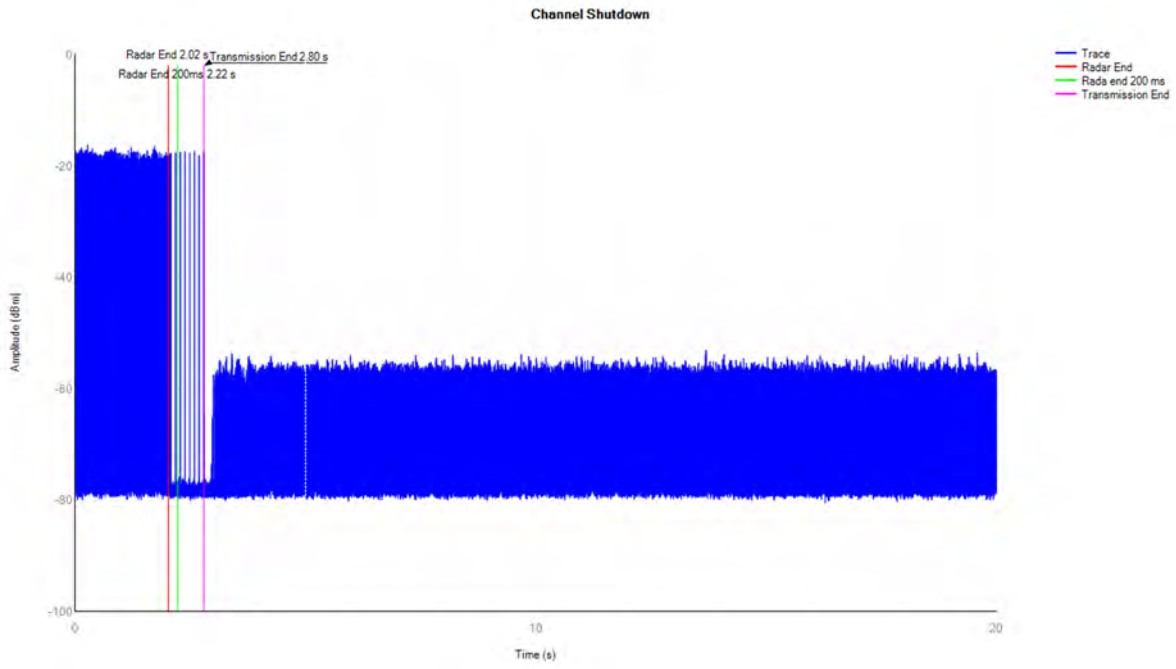

ax80 5290MHz Shutdown

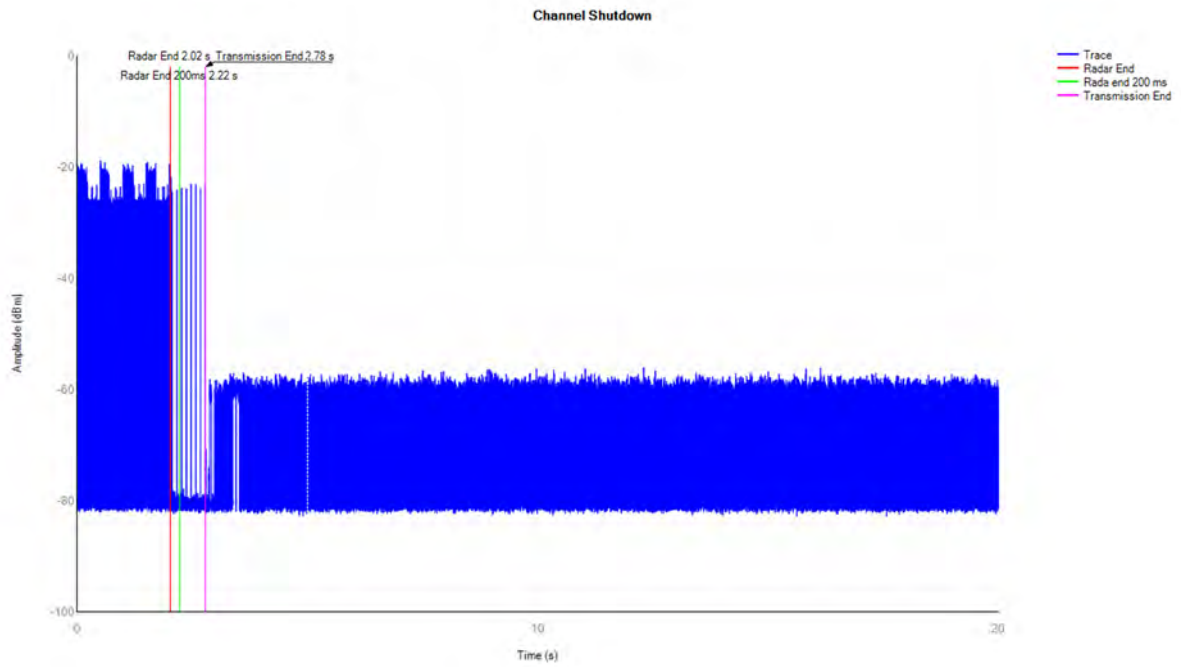

ax160 5570MHz Shutdown

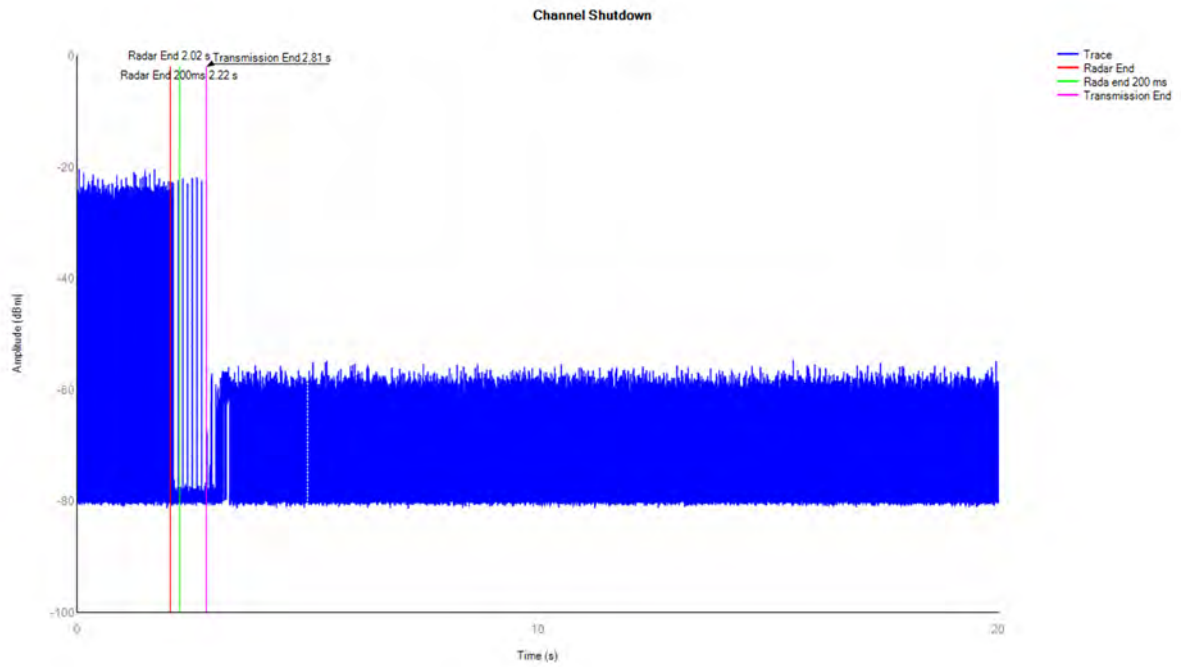

Note：The signal above the noise floor after the radar signal ends is the signal which leaked from other channels that have been moved following the Master device.

d) Non-Occupancy

Mode	Frequency (MHz)	Result	Verdict
ax20	5260	See test Graph	Pass
ax20	5500	See test Graph	Pass

Spectrum analyzer settings:

Span: Zero

Detector type: Peak

RBW: 3MHz

VBW: 3MHz

Sweep time: 1850s

Test Graphs
ax20 5260MHz Non-Occupancy

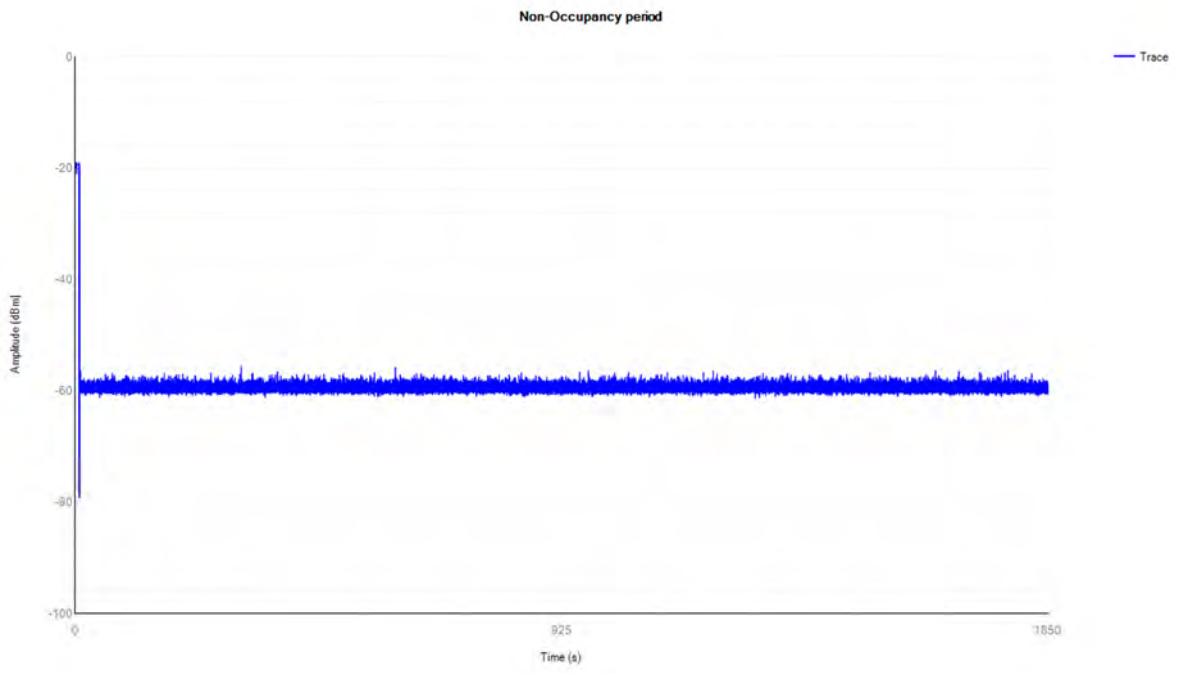

ax20 5500MHz Non-Occupancy

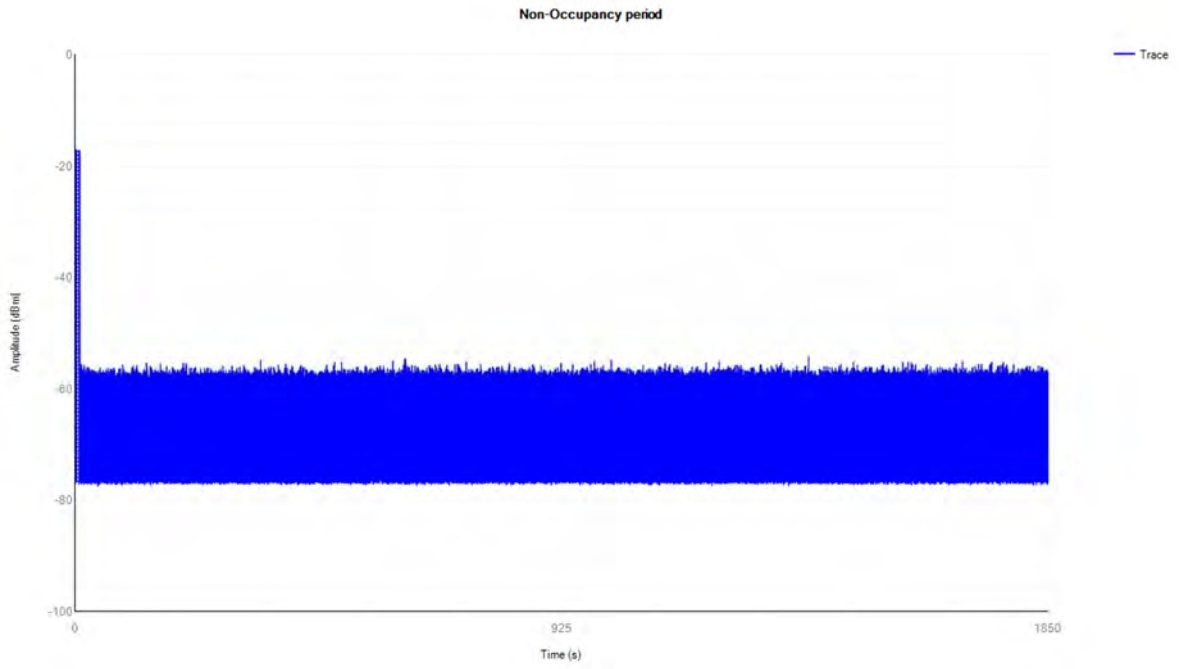

A.7. Conducted Emission

The maximum conducted interference is searched using Peak (PK), if the emission levels more than the AV and QP limits, and that have narrow margins from the AV and QP limits will be re-measured with AV and QP detectors. Tests for both L phase and N phase lines of the power mains connected to the EUT are performed. Set RBW=9kHz, VBW=30kHz. Refer to recorded points and plots below.

Note: Both of the test voltage AC 120V/60Hz and AC 230V/50Hz were considered and tested respectively, only the results of the worst case AC 120V/60Hz were recorded in this report.

A. Test Setup:

Test Mode: EUT+Adapter+Data cable+WIFI TX

Test voltage: AC 120V/60Hz

The measurement results are obtained as below:

E [dBμV] $=U_R + L_{Cable\ loss}$ [dB] + A_{Factor}

U_R: Receiver Reading

A_{Factor}: Voltage division factor of LISN

B. Test Plot:

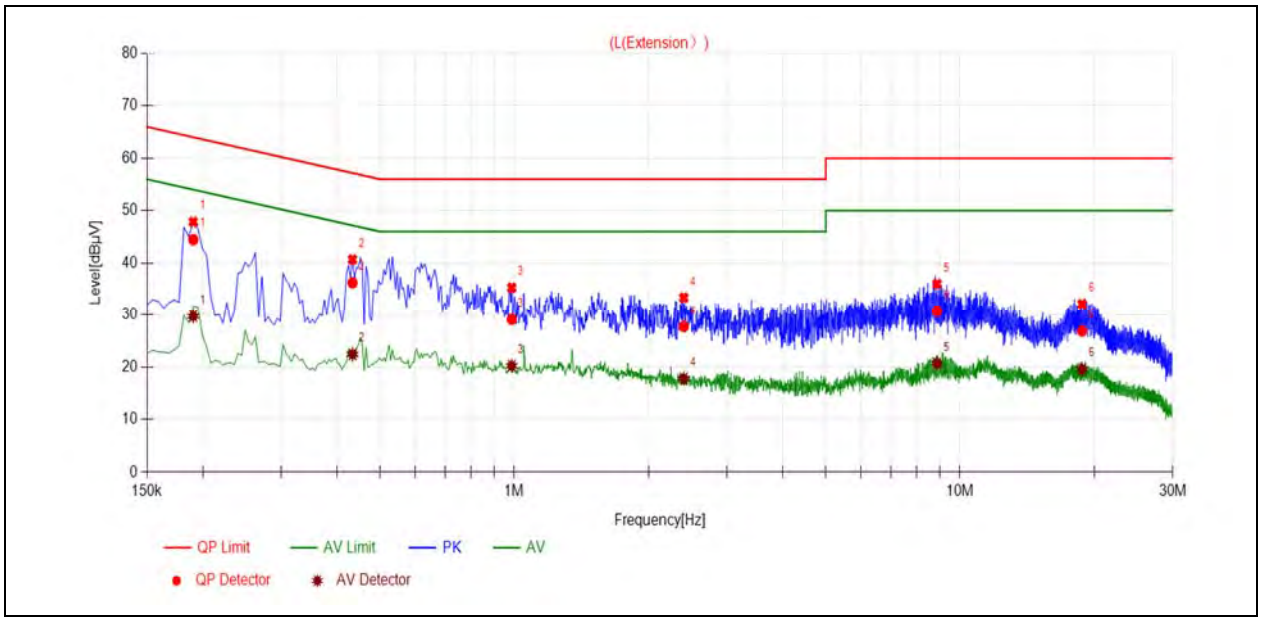

(L Phase)

No.	Fre. (MHz)	Emission Level (dBμV)		Limit (dBμV)		Power-line	Verdict
		Quai-peak	Average	Quai-peak	Average		
1	0.1905	44.48	29.72	64.02	54.02	Line	PASS
2	0.4335	36.23	22.40	57.19	47.19		PASS
3	0.9869	29.11	20.21	56.00	46.00		PASS
4	2.3998	27.73	17.77	56.00	46.00		PASS
5	8.8802	30.74	20.67	60.00	50.00		PASS
6	18.7874	26.85	19.55	60.00	50.00		PASS

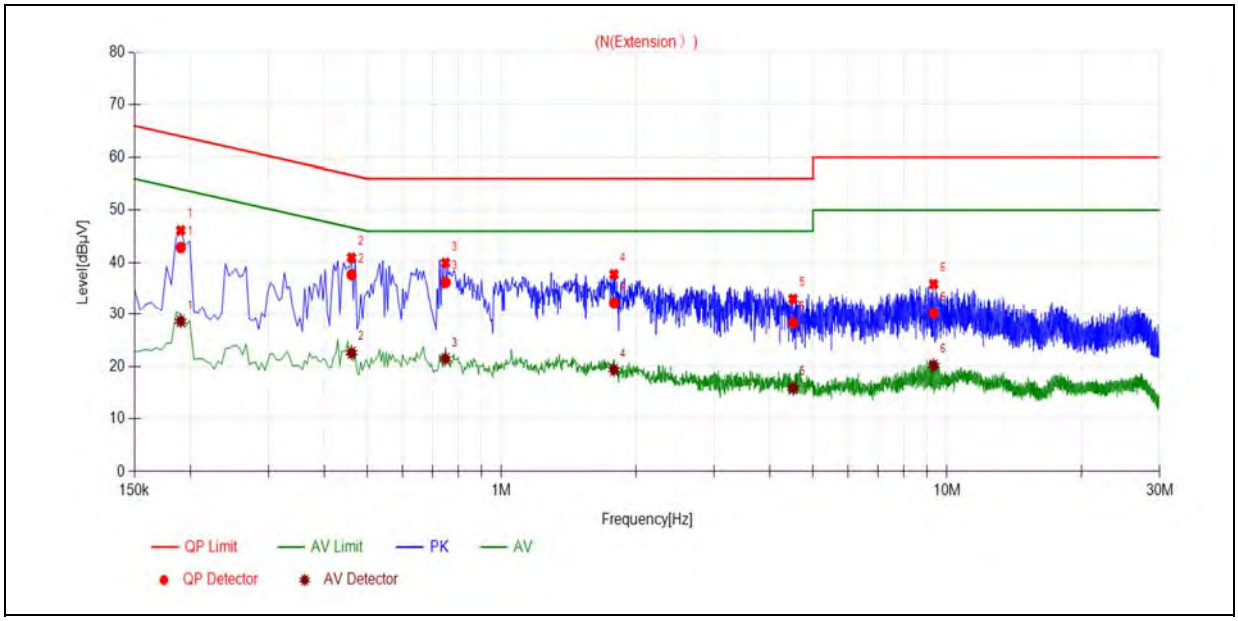

(N Phase)

No.	Fre. (MHz)	Emission Level (dBµV)		Limit (dBµV)		Power-line	Verdict
		Quai-peak	Average	Quai-peak	Average		
1	0.1905	42.88	28.63	64.01	54.01	Neutral	PASS
2	0.4605	37.69	22.59	56.68	46.68		PASS
3	0.7485	36.23	21.42	56.00	46.00		PASS
4	1.7881	32.30	19.35	56.00	46.00		PASS
5	4.5105	28.35	15.83	56.00	46.00		PASS
6	9.3256	30.26	20.18	60.00	50.00		PASS

A.8. Restricted Frequency Bands

Note 1: Restricted Frequency Bands were performed when antenna was at vertical and horizontal polarity, and only the worse test condition (horizontal) was recorded in this test report.
Note 2: Restricted Frequency Bands were performed in X, Y, Z axis direction, and only the worst axis (X axis) test condition was recorded in this test report.
Note 3: All test modes and bandwidth were considered and evaluated respectively by performing full test, only the worst data were recorded for each bandwidth.

802.11a Mode

Plot for Channel 36

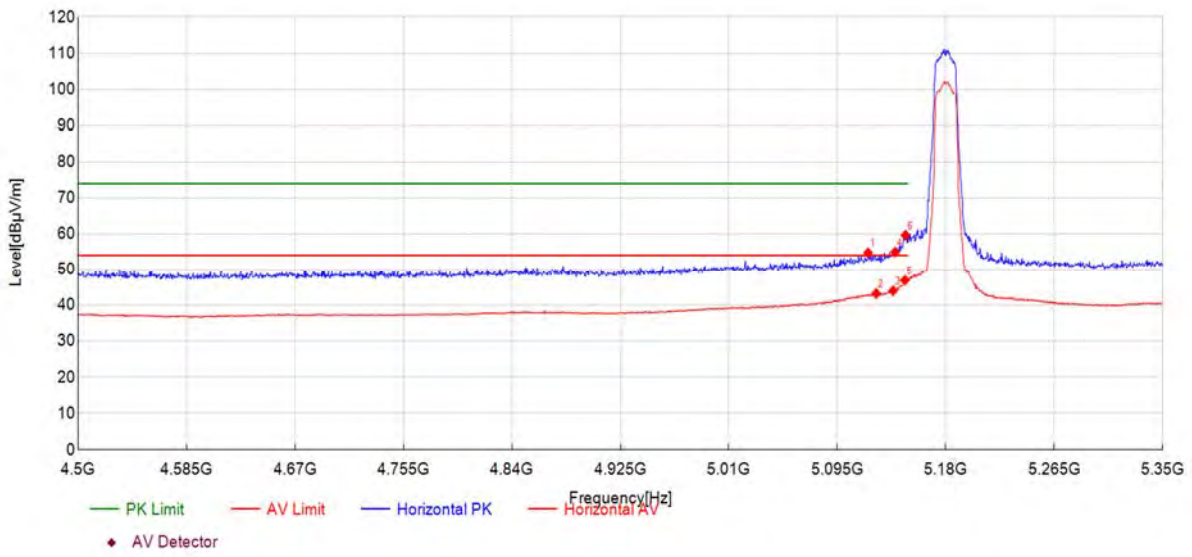

Fre. (MHz)	Reading [dBµV]	Level [dBµV/m]	Factor [dB/m]	Limit [dBµV/m]	Margin [dB]	Height [cm]	Angle [°]	Detector	Verdict
5119.11	40.8	54.78	14.020	74.00	19.22	150	171	PK	PASS
5125.49	29.1	43.23	14.150	54.00	10.77	150	166	AV	PASS
5138.67	29.6	44.03	14.390	54.00	9.97	150	171	AV	PASS
5140.37	40.6	54.99	14.420	74.00	19.01	150	171	PK	PASS
5148.02	32.4	46.95	14.550	54.00	7.05	150	171	AV	PASS
5148.45	45.1	59.67	14.560	74.00	14.33	150	171	PK	PASS
5119.11	40.8	54.78	14.020	74.00	19.22	150	171	PK	PASS

Plot for Channel 48

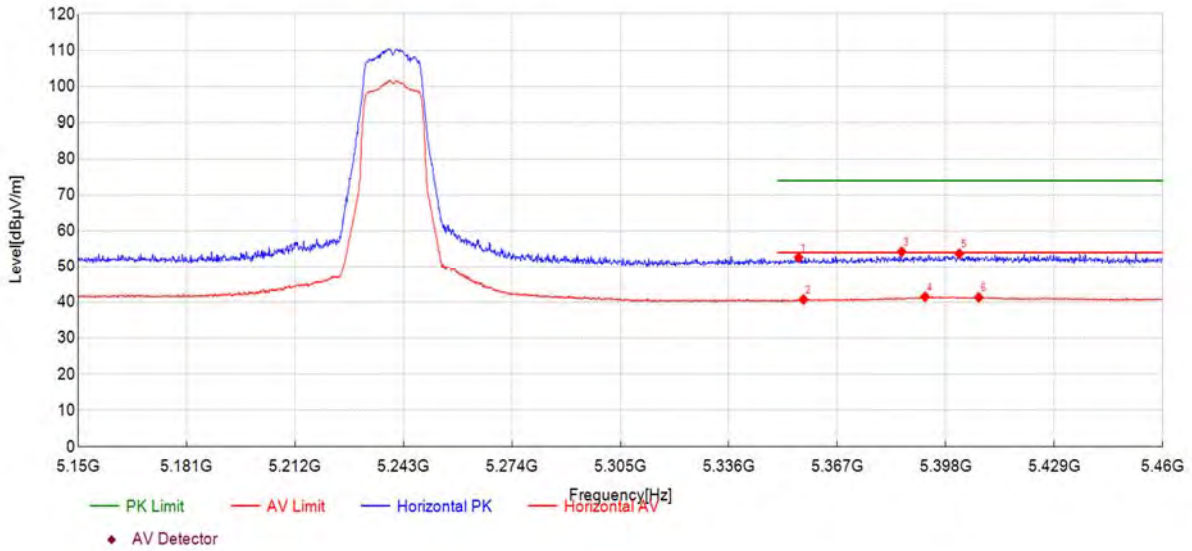

Fre. (MHz)	Reading [dBµV]	Level [dBµV/m]	Factor [dB/m]	Limit [dBµV/m]	Margin [dB]	Height [cm]	Angle [°]	Detector	Verdict
5355.94	37.6	52.68	15.060	74.00	21.32	150	158	PK	PASS
5357.34	25.7	40.75	15.080	54.00	13.25	150	158	AV	PASS
5385.41	38.8	54.26	15.480	74.00	19.74	150	58	PK	PASS
5392.08	25.9	41.48	15.570	54.00	12.52	150	153	AV	PASS
5401.85	38.1	53.73	15.660	74.00	20.27	150	289	PK	PASS
5407.43	25.7	41.33	15.590	54.00	12.67	150	210	AV	PASS

Plot for Channel 52

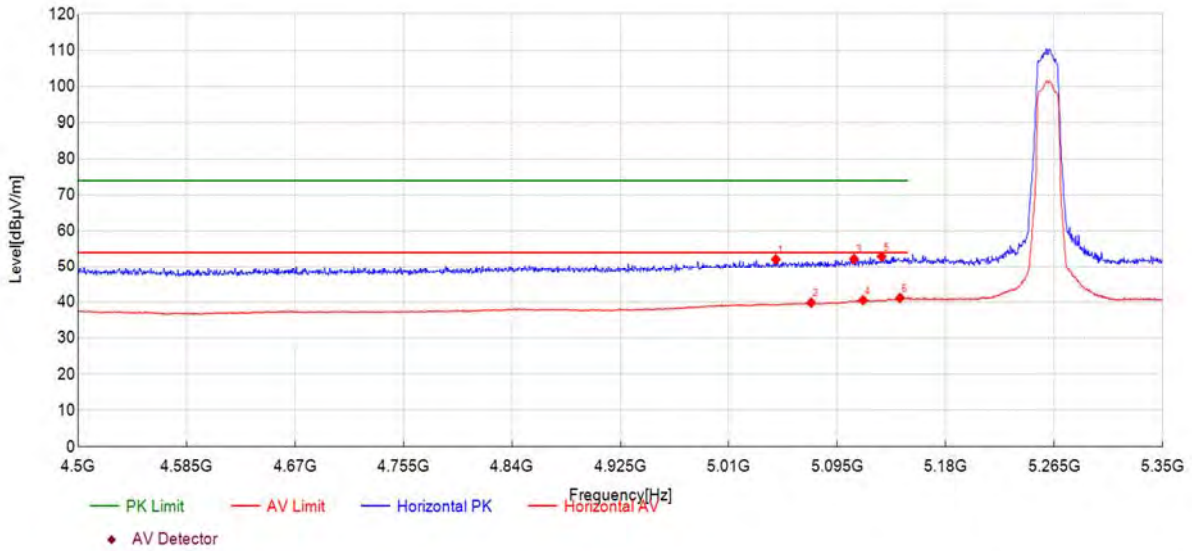

Fre. (MHz)	Reading [dBμV]	Level [dBμV/m]	Factor [dB/m]	Limit [dBμV/m]	Margin [dB]	Height [cm]	Angle [°]	Detector	Verdict
5046.82	38.7	52.14	13.410	74.00	21.86	150	16	PK	PASS
5074.46	26.3	39.84	13.560	54.00	14.16	150	242	AV	PASS
5108.05	38.4	52.25	13.820	74.00	21.75	150	279	PK	PASS
5115.28	26.6	40.53	13.960	54.00	13.47	150	148	AV	PASS
5129.74	38.7	52.94	14.230	74.00	21.06	150	176	PK	PASS
5144.20	26.7	41.17	14.490	54.00	12.83	150	148	AV	PASS

Plot for Channel 64

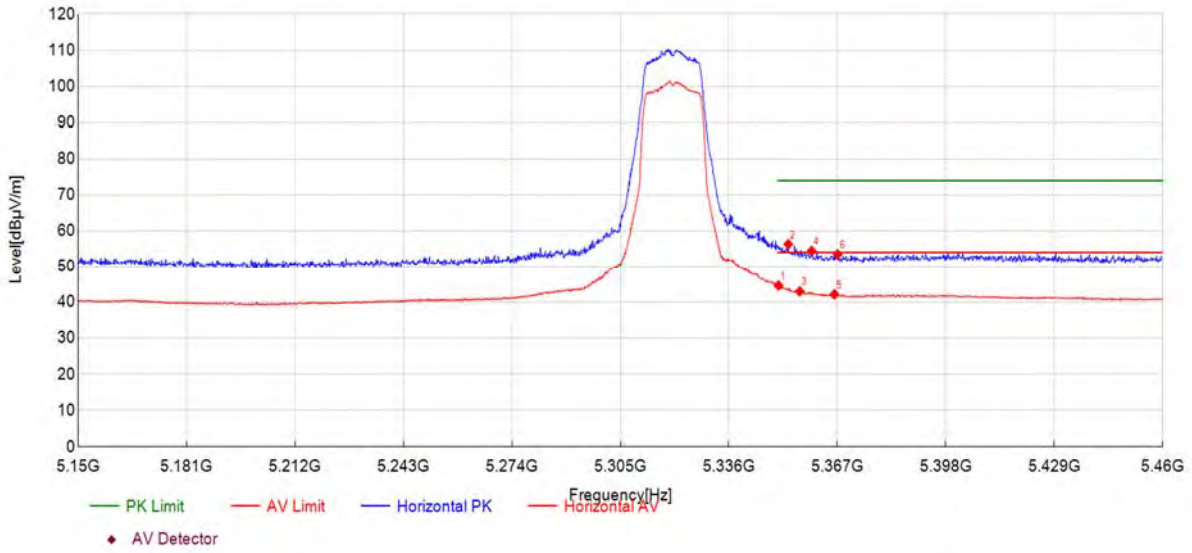

Fre. (MHz)	Reading [dBμV]	Level [dBμV/m]	Factor [dB/m]	Limit [dBμV/m]	Margin [dB]	Height [cm]	Angle [°]	Detector	Verdict
5350.21	29.6	44.62	14.980	54.00	9.38	150	172	AV	PASS
5353.00	41.3	56.33	15.020	74.00	17.67	150	167	PK	PASS
5356.25	27.9	42.99	15.070	54.00	11.01	150	172	AV	PASS
5359.66	39.3	54.46	15.120	74.00	19.54	150	158	PK	PASS
5366.18	27.0	42.17	15.210	54.00	11.83	150	148	AV	PASS
5367.11	38.3	53.54	15.220	74.00	20.46	150	144	PK	PASS

Plot for Channel 100

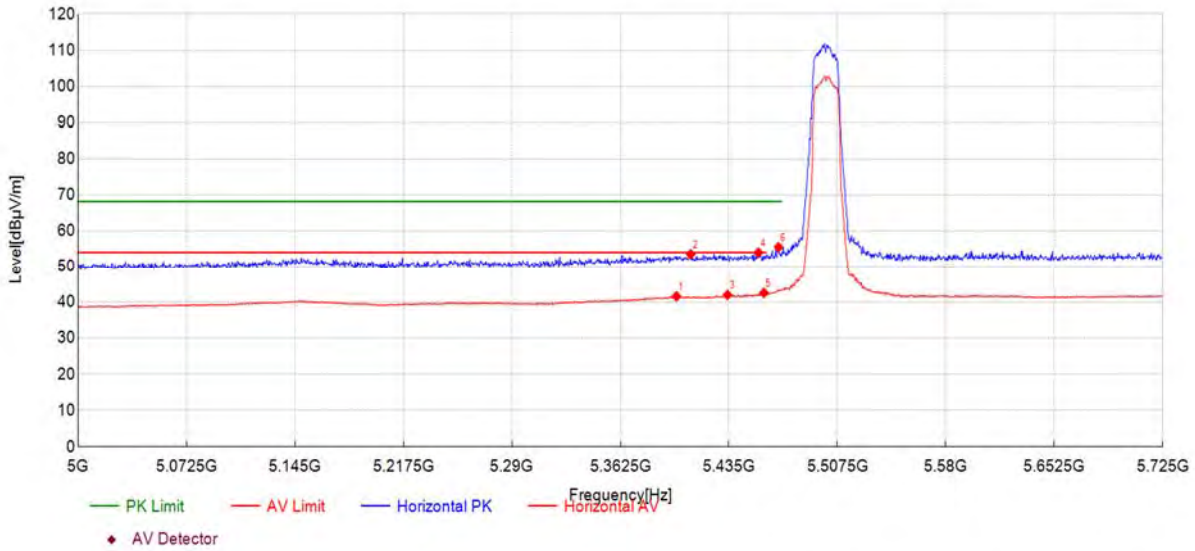

Fre. (MHz)	Reading [dBµV]	Level [dBµV/m]	Factor [dB/m]	Limit [dBµV/m]	Margin [dB]	Height [cm]	Angle [°]	Detector	Verdict
5400.04	25.9	41.61	15.680	54.00	12.39	150	146	AV	PASS
5409.47	38.0	53.56	15.570	68.23	14.67	150	357	PK	PASS
5434.13	26.7	42.00	15.260	54.00	12.00	150	142	AV	PASS
5454.80	38.9	54.02	15.090	68.23	14.21	150	331	PK	PASS
5458.43	27.5	42.59	15.100	54.00	11.41	150	142	AV	PASS
5468.22	40.4	55.54	15.140	68.23	12.69	150	146	PK	PASS

Plot for Channel 140

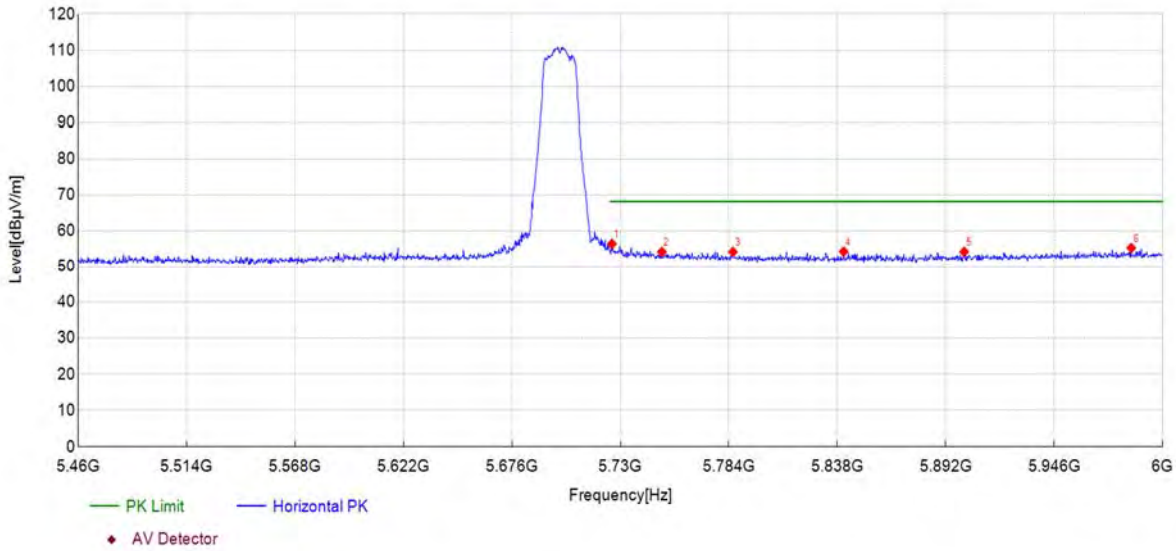

Fre. (MHz)	Reading [dBμV]	Level [dBμV/m]	Factor [dB/m]	Limit [dBμV/m]	Margin [dB]	Height [cm]	Angle [°]	Detector	Verdict
5725.81	40.2	56.44	16.250	68.23	11.79	150	152	PK	PASS
5750.67	37.9	54.21	16.290	68.23	14.02	150	232	PK	PASS
5786.05	38.1	54.21	16.080	68.23	14.02	150	298	PK	PASS
5841.16	38.3	54.31	15.970	68.23	13.92	150	332	PK	PASS
5901.13	38.1	54.23	16.160	68.23	14.00	150	277	PK	PASS
5984.33	38.3	55.29	16.960	68.23	12.94	150	72	PK	PASS

Plot for Channel 149

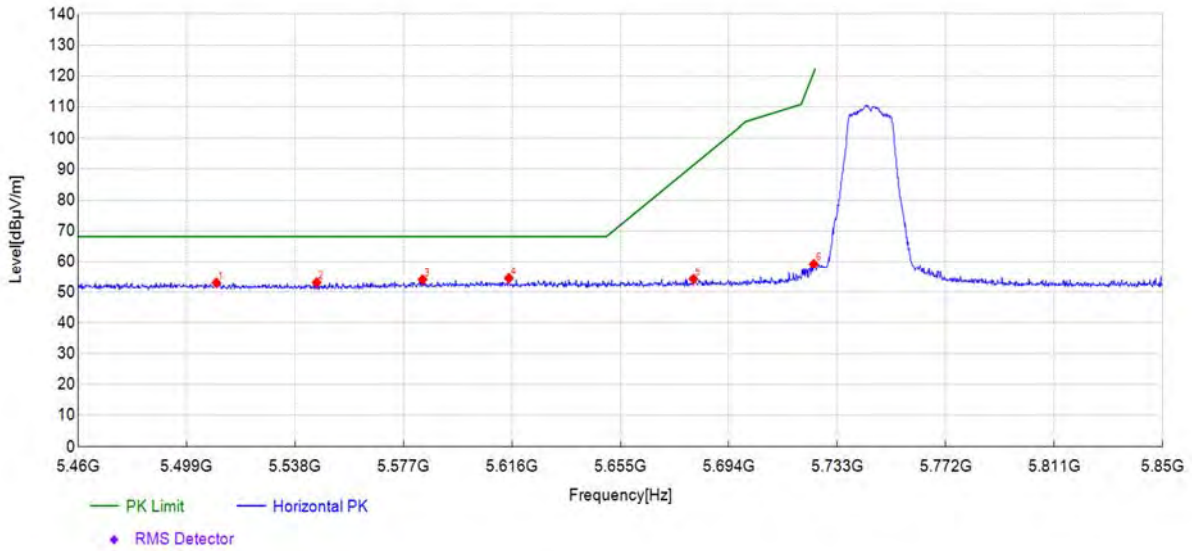

Fre. (MHz)	Reading [dBµV]	Level [dBµV/m]	Factor [dB/m]	Limit [dBµV/m]	Margin [dB]	Height [cm]	Angle [°]	Detector	Verdict
5509.75	37.8	52.95	15.190	68.23	15.28	150	153	PK	PASS
5545.84	38.1	53.01	14.960	68.23	15.22	150	342	PK	PASS
5583.89	38.3	53.94	15.600	68.23	14.29	150	254	PK	PASS
5614.91	38.6	54.45	15.880	68.23	13.78	150	136	PK	PASS
5681.24	38.1	54.15	16.050	91.35	37.20	150	140	PK	PASS
5724.55	43.0	59.26	16.250	121.21	61.95	150	140	PK	PASS

Plot for Channel 165

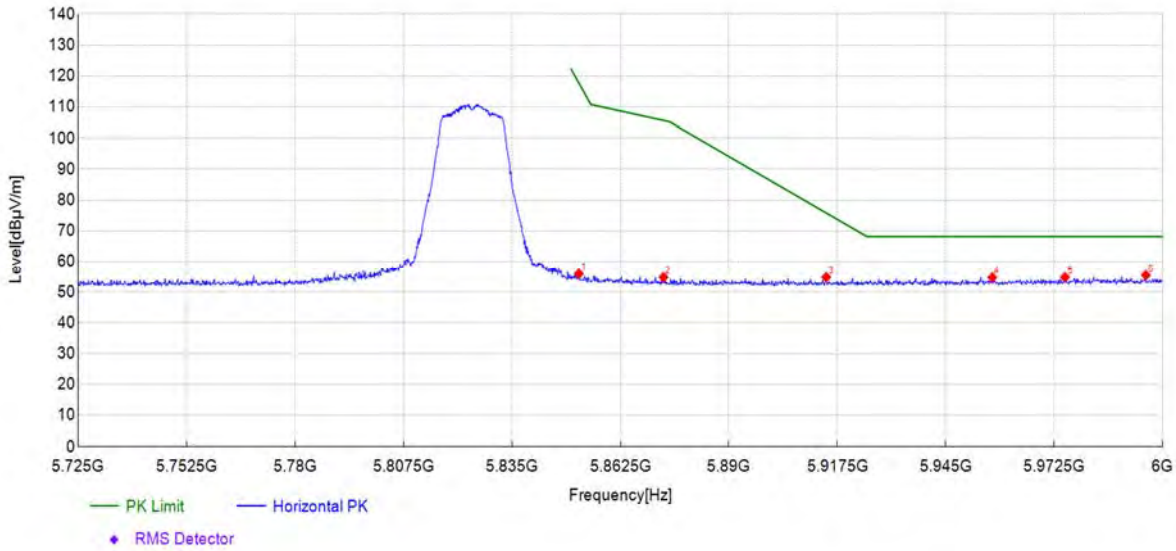

Fre. (MHz)	Reading [dBµV]	Level [dBµV/m]	Factor [dB/m]	Limit [dBµV/m]	Margin [dB]	Height [cm]	Angle [°]	Detector	Verdict
5851.98	39.9	55.88	15.980	117.72	61.84	150	170	PK	PASS
5873.44	38.7	54.74	16.050	105.67	50.93	150	355	PK	PASS
5914.71	38.5	54.77	16.270	75.85	21.08	150	13	PK	PASS
5956.80	38.1	54.70	16.630	68.23	13.53	150	241	PK	PASS
5975.24	37.9	54.77	16.850	68.23	13.46	150	220	PK	PASS
5995.74	38.3	55.43	17.100	68.23	12.80	150	148	PK	PASS

802.11n (HT40) Mode

Plot for Channel 38

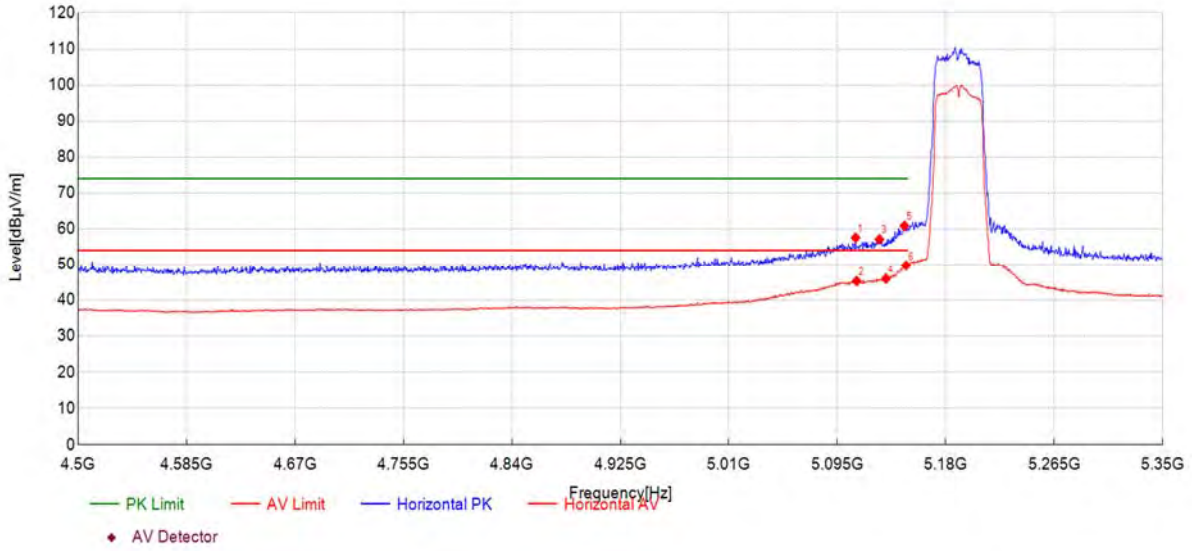

Fre. (MHz)	Reading [dBµV]	Level [dBµV/m]	Factor [dB/m]	Limit [dBµV/m]	Margin [dB]	Height [cm]	Angle [°]	Detector	Verdict
5109.33	43.7	57.58	13.850	74.00	16.42	150	171	PK	PASS
5110.18	31.4	45.30	13.860	54.00	8.70	150	175	AV	PASS
5128.04	42.9	57.12	14.190	74.00	16.88	150	156	PK	PASS
5133.14	31.7	45.99	14.290	54.00	8.01	150	175	AV	PASS
5147.60	46.3	60.88	14.550	74.00	13.12	150	175	PK	PASS
5148.87	35.2	49.77	14.570	54.00	4.23	150	175	AV	PASS

Plot for Channel 46

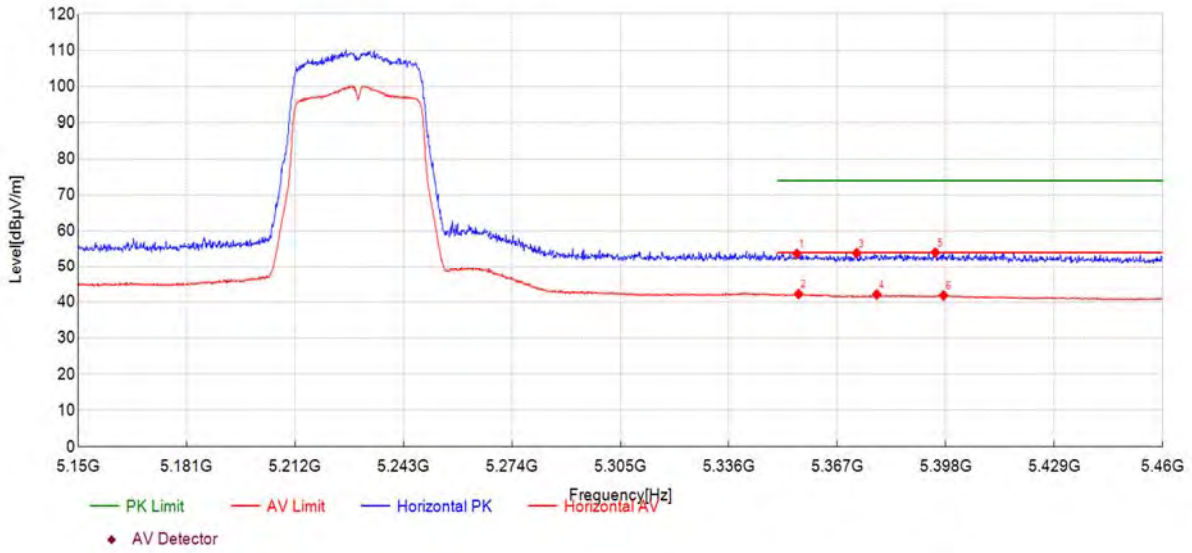

Fre. (MHz)	Reading [dBμV]	Level [dBμV/m]	Factor [dB/m]	Limit [dBμV/m]	Margin [dB]	Height [cm]	Angle [°]	Detector	Verdict
5355.48	38.6	53.69	15.060	74.00	20.31	150	168	PK	PASS
5355.94	27.2	42.25	15.060	54.00	11.75	150	140	AV	PASS
5372.54	38.6	53.91	15.300	74.00	20.09	150	322	PK	PASS
5378.27	26.7	42.12	15.380	54.00	11.88	150	140	AV	PASS
5395.02	38.5	54.06	15.610	74.00	19.94	150	159	PK	PASS
5397.35	26.2	41.85	15.640	54.00	12.15	150	126	AV	PASS

Plot for Channel 54

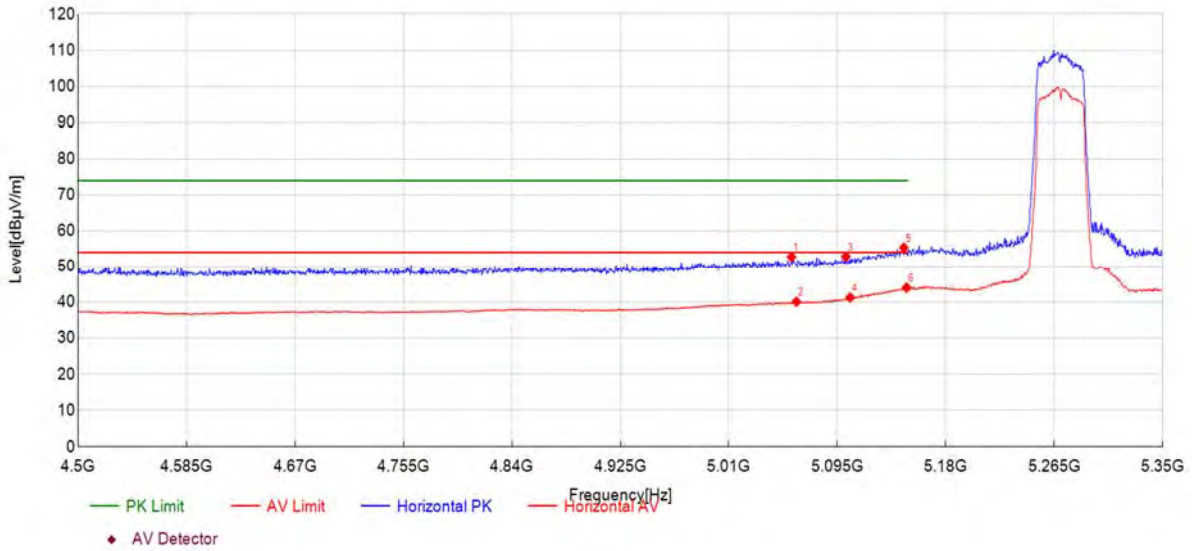

Fre. (MHz)	Reading [dBµV]	Level [dBµV/m]	Factor [dB/m]	Limit [dBµV/m]	Margin [dB]	Height [cm]	Angle [°]	Detector	Verdict
5059.15	39.3	52.79	13.480	74.00	21.21	150	305	PK	PASS
5062.98	26.6	40.12	13.500	54.00	13.88	150	174	AV	PASS
5101.68	39.2	52.87	13.710	74.00	21.13	150	301	PK	PASS
5105.08	27.6	41.32	13.770	54.00	12.68	150	169	AV	PASS
5147.17	40.8	55.36	14.540	74.00	18.64	150	169	PK	PASS
5149.30	29.5	44.06	14.580	54.00	9.94	150	174	AV	PASS

Plot for Channel 62

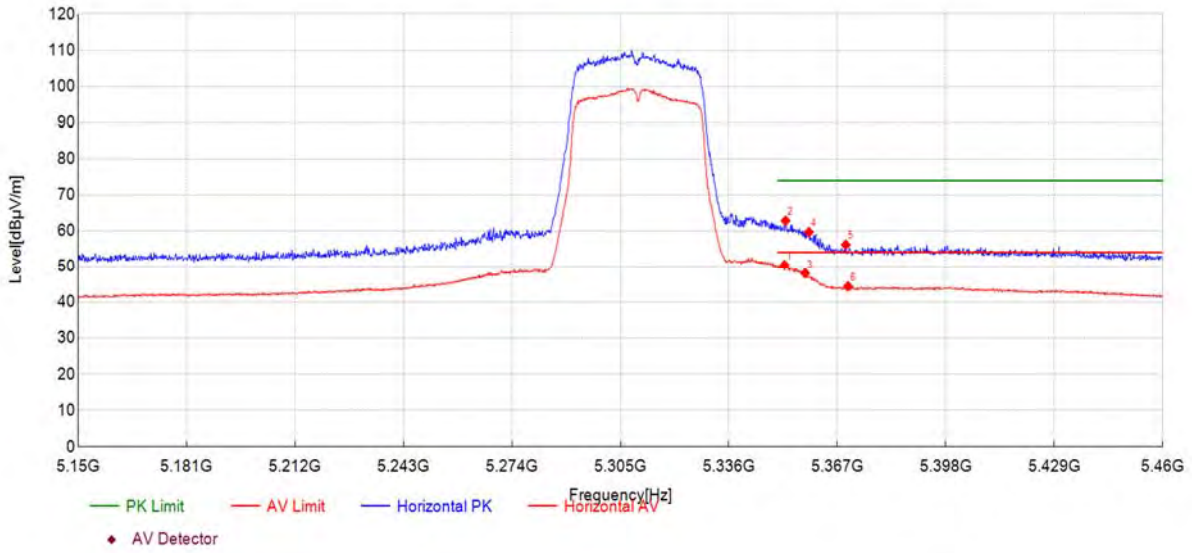

Fre. (MHz)	Reading [dBμV]	Level [dBμV/m]	Factor [dB/m]	Limit [dBμV/m]	Margin [dB]	Height [cm]	Angle [°]	Detector	Verdict
5351.91	35.4	50.43	15.010	54.00	3.57	150	171	AV	PASS
5352.22	47.9	62.86	15.010	74.00	11.14	150	162	PK	PASS
5357.80	33.0	48.08	15.090	54.00	5.92	150	166	AV	PASS
5358.89	44.6	59.71	15.100	74.00	14.29	150	166	PK	PASS
5369.43	40.9	56.16	15.250	74.00	17.84	150	157	PK	PASS
5370.06	29.2	44.41	15.260	54.00	9.59	150	148	AV	PASS

Plot for Channel 102

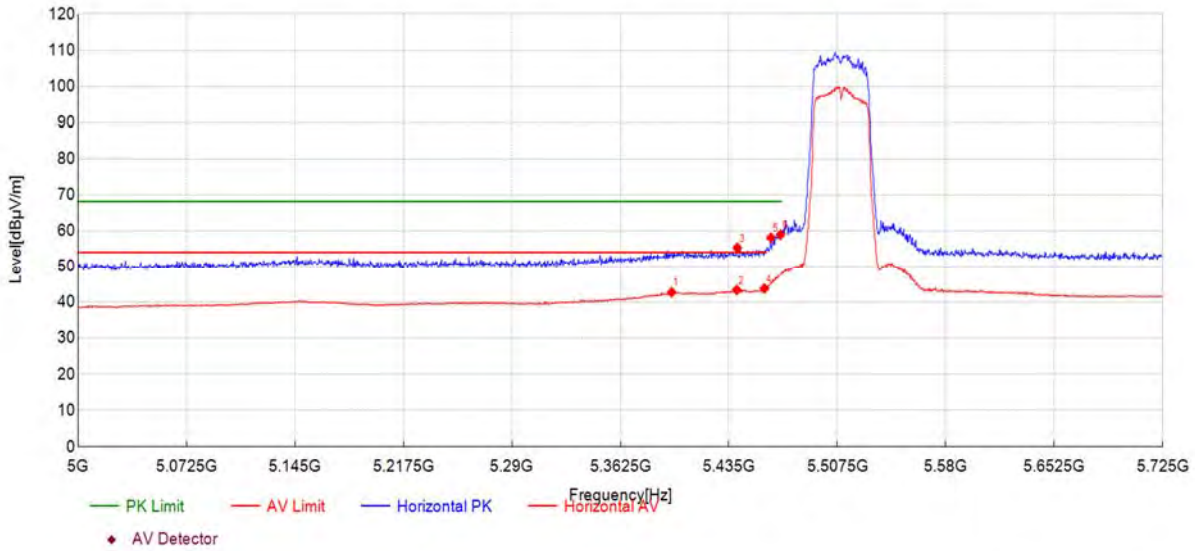

Fre. (MHz)	Reading [dBμV]	Level [dBμV/m]	Factor [dB/m]	Limit [dBμV/m]	Margin [dB]	Height [cm]	Angle [°]	Detector	Verdict
5396.77	27.1	42.74	15.630	54.00	11.26	150	150	AV	PASS
5440.30	28.2	43.40	15.190	54.00	10.60	150	146	AV	PASS
5440.66	40.2	55.35	15.180	68.23	12.88	150	174	PK	PASS
5458.79	28.7	43.80	15.100	54.00	10.20	150	146	AV	PASS
5463.14	43.0	58.16	15.120	68.23	10.07	150	146	PK	PASS
5469.67	43.9	59.06	15.140	68.23	9.17	150	146	PK	PASS

Plot for Channel 134

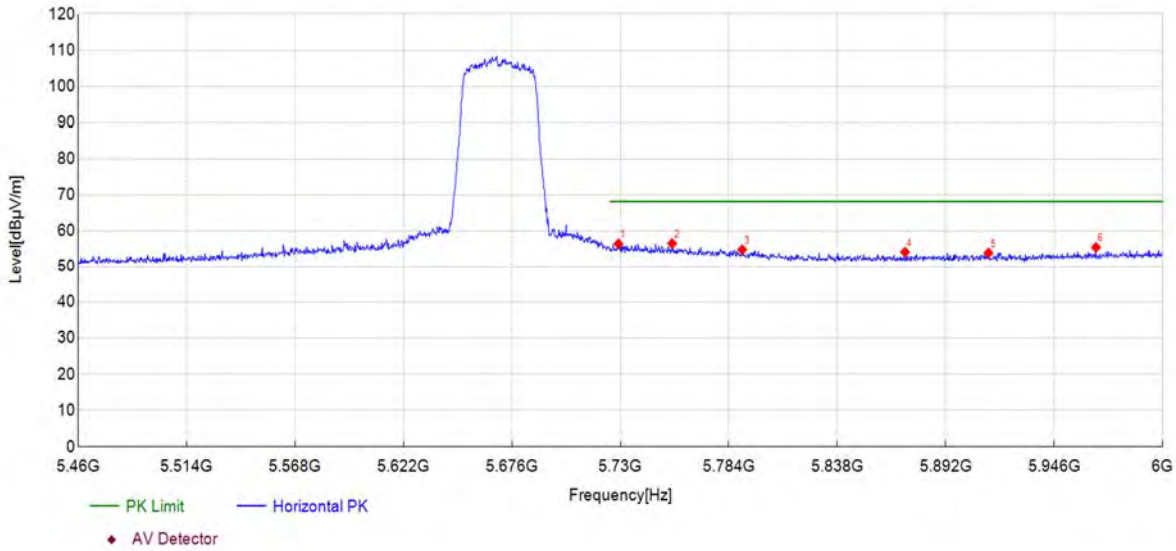

Fre. (MHz)	Reading [dBµV]	Level [dBµV/m]	Factor [dB/m]	Limit [dBµV/m]	Margin [dB]	Height [cm]	Angle [°]	Detector	Verdict
5729.05	40.2	56.47	16.250	68.23	11.76	150	137	PK	PASS
5755.80	40.3	56.57	16.260	68.23	11.66	150	166	PK	PASS
5790.65	38.8	54.83	16.040	68.23	13.40	150	137	PK	PASS
5871.69	38.1	54.16	16.050	68.23	14.07	150	154	PK	PASS
5913.29	37.7	53.91	16.260	68.23	14.32	150	158	PK	PASS
5966.77	38.7	55.49	16.750	68.23	12.74	150	271	PK	PASS

Plot for Channel 151

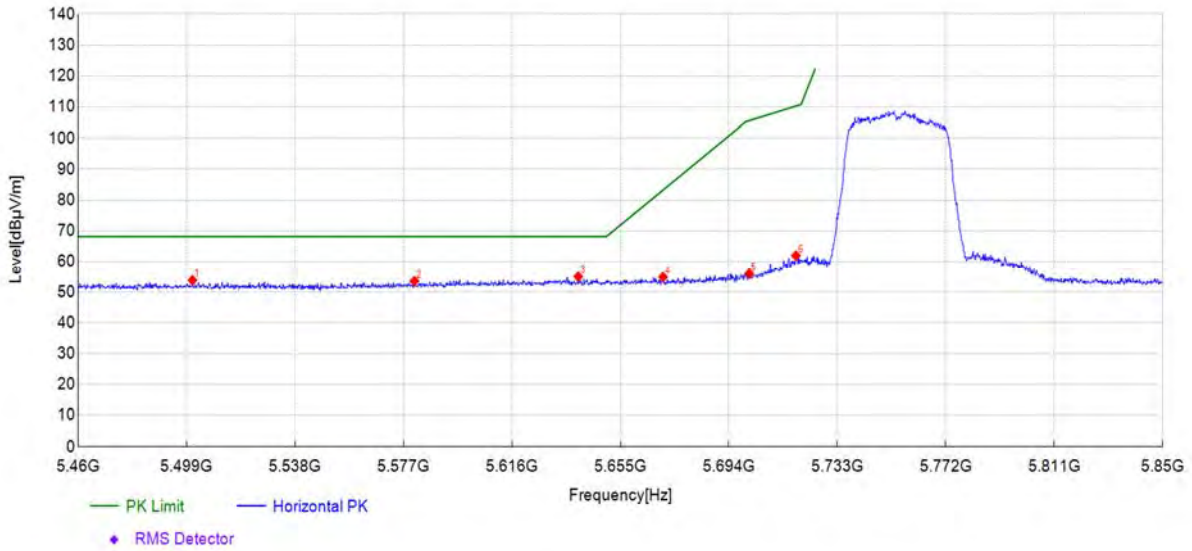

Fre. (MHz)	Reading [dBμV]	Level [dBμV/m]	Factor [dB/m]	Limit [dBμV/m]	Margin [dB]	Height [cm]	Angle [°]	Detector	Verdict
5501.17	38.5	53.77	15.250	68.23	14.46	150	52	PK	PASS
5580.96	38.0	53.49	15.540	68.23	14.74	150	148	PK	PASS
5639.88	39.1	54.96	15.830	68.23	13.27	150	131	PK	PASS
5670.32	38.9	54.82	15.960	83.26	28.44	150	236	PK	PASS
5701.34	39.7	55.94	16.210	105.60	49.66	150	144	PK	PASS
5718.11	45.8	62.04	16.230	110.30	48.26	150	144	PK	PASS

Plot for Channel 159

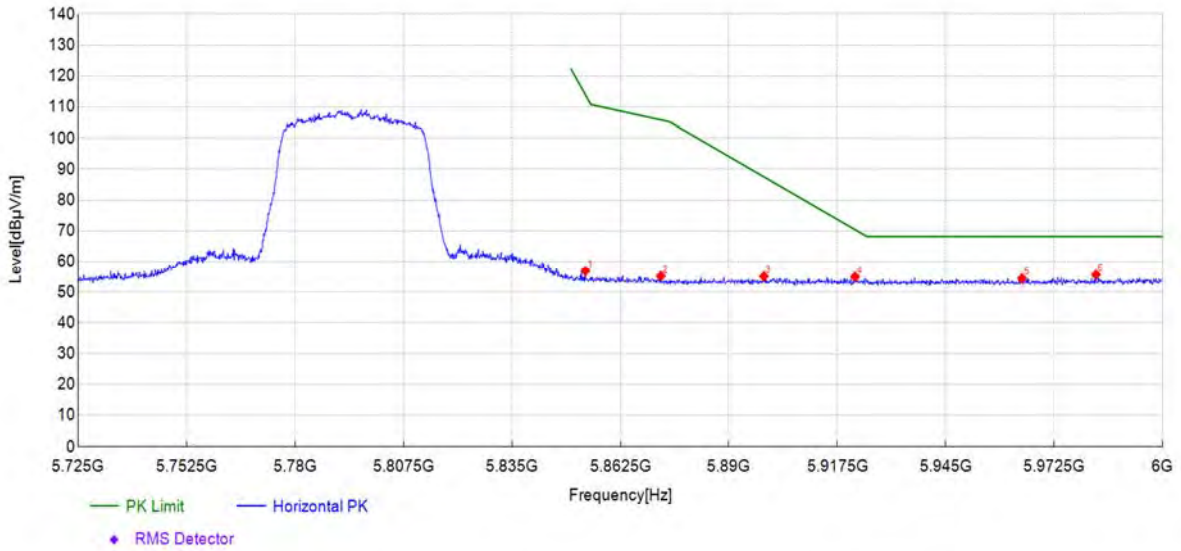

Fre. (MHz)	Reading [dBµV]	Level [dBµV/m]	Factor [dB/m]	Limit [dBµV/m]	Margin [dB]	Height [cm]	Angle [°]	Detector	Verdict
5853.63	40.9	56.91	15.980	113.96	57.05	150	161	PK	PASS
5872.75	39.1	55.14	16.050	105.86	50.72	150	170	PK	PASS
5898.89	38.9	55.05	16.150	87.55	32.50	150	165	PK	PASS
5922.00	38.6	54.91	16.320	70.45	15.54	150	165	PK	PASS
5964.37	37.7	54.40	16.720	68.23	13.83	150	309	PK	PASS
5983.08	38.7	55.62	16.950	68.23	12.61	150	208	PK	PASS

802.11ac (VHT80) Mode

Plot for Channel 42

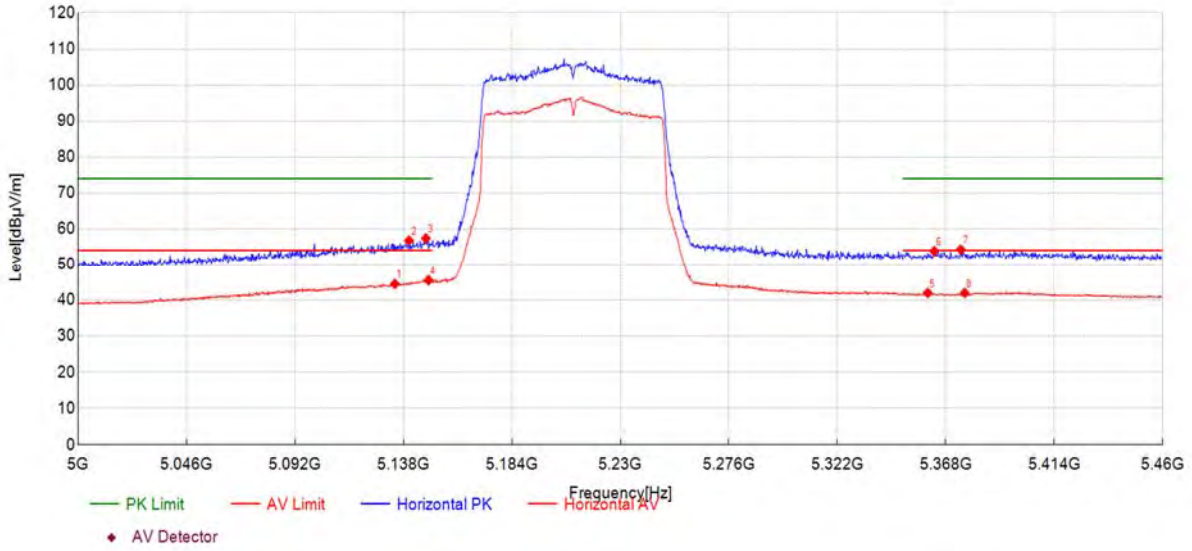

Fre. (MHz)	Reading [dBµV]	Level [dBµV/m]	Factor [dB/m]	Limit [dBµV/m]	Margin [dB]	Height [cm]	Angle [°]	Detector	Verdict
5134.39	30.2	44.51	14.310	54.00	9.49	150	141	AV	PASS
5140.37	42.4	56.80	14.420	74.00	17.20	150	132	PK	PASS
5147.50	42.9	57.41	14.550	74.00	16.59	150	170	PK	PASS
5148.65	31.0	45.56	14.570	54.00	8.44	150	165	AV	PASS
5360.36	26.9	41.99	15.130	54.00	12.01	150	127	AV	PASS
5363.12	38.7	53.85	15.160	74.00	20.15	150	19	PK	PASS
5374.40	39.0	54.30	15.320	74.00	19.70	150	137	PK	PASS
5376.01	26.6	41.97	15.340	54.00	12.03	150	141	AV	PASS

Plot for Channel 58

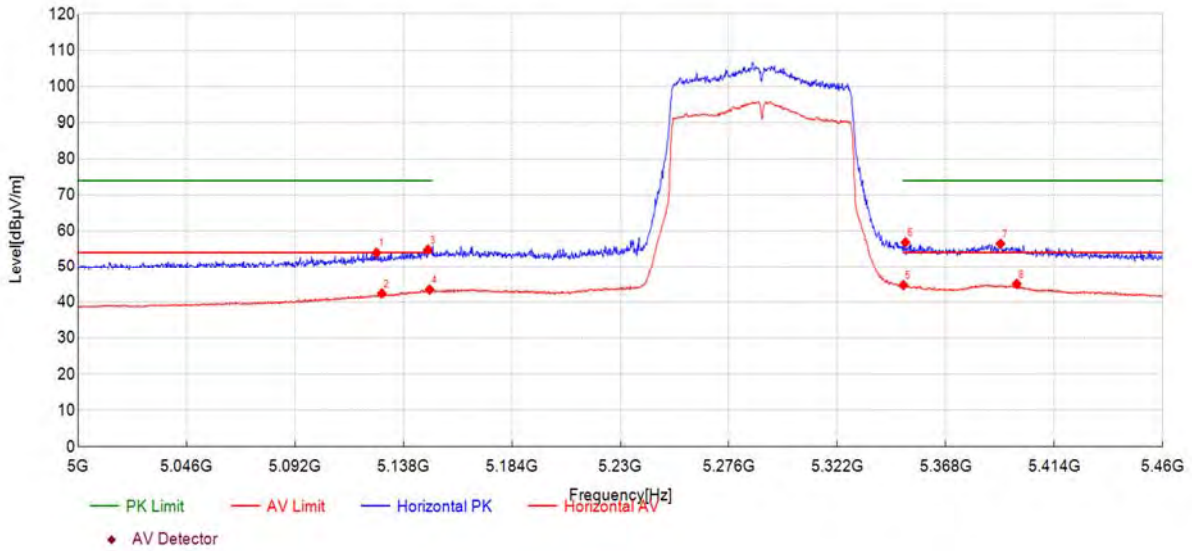

Fre. (MHz)	Reading [dBµV]	Level [dBµV/m]	Factor [dB/m]	Limit [dBµV/m]	Margin [dB]	Height [cm]	Angle [°]	Detector	Verdict
5126.56	39.8	53.98	14.170	74.00	20.02	150	147	PK	PASS
5128.86	28.2	42.41	14.210	54.00	11.59	150	171	AV	PASS
5148.42	40.3	54.83	14.560	74.00	19.17	150	171	PK	PASS
5149.11	28.9	43.48	14.570	54.00	10.52	150	171	AV	PASS
5350.01	29.8	44.73	14.980	54.00	9.27	150	142	AV	PASS
5350.93	41.9	56.86	14.990	74.00	17.14	150	142	PK	PASS
5391.20	40.9	56.47	15.560	74.00	17.53	150	147	PK	PASS
5398.10	29.5	45.10	15.650	54.00	8.90	150	147	AV	PASS

Plot for Channel 106

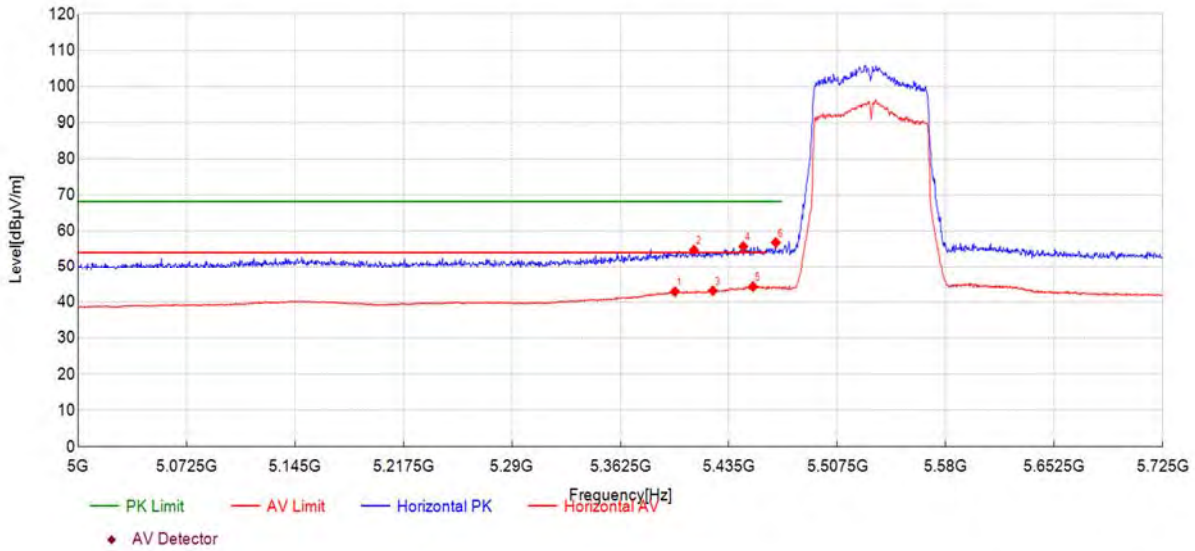

Fre. (MHz)	Reading [dBμV]	Level [dBμV/m]	Factor [dB/m]	Limit [dBμV/m]	Margin [dB]	Height [cm]	Angle [°]	Detector	Verdict
5398.95	27.3	42.93	15.670	54.00	11.07	150	139	AV	PASS
5411.64	39.2	54.73	15.530	68.23	13.50	150	148	PK	PASS
5424.34	27.8	43.17	15.380	54.00	10.83	150	139	AV	PASS
5444.65	40.6	55.73	15.140	68.23	12.50	150	144	PK	PASS
5451.18	29.3	44.33	15.070	54.00	9.67	150	144	AV	PASS
5466.41	41.7	56.83	15.130	68.23	11.40	150	139	PK	PASS

Plot for Channel 122

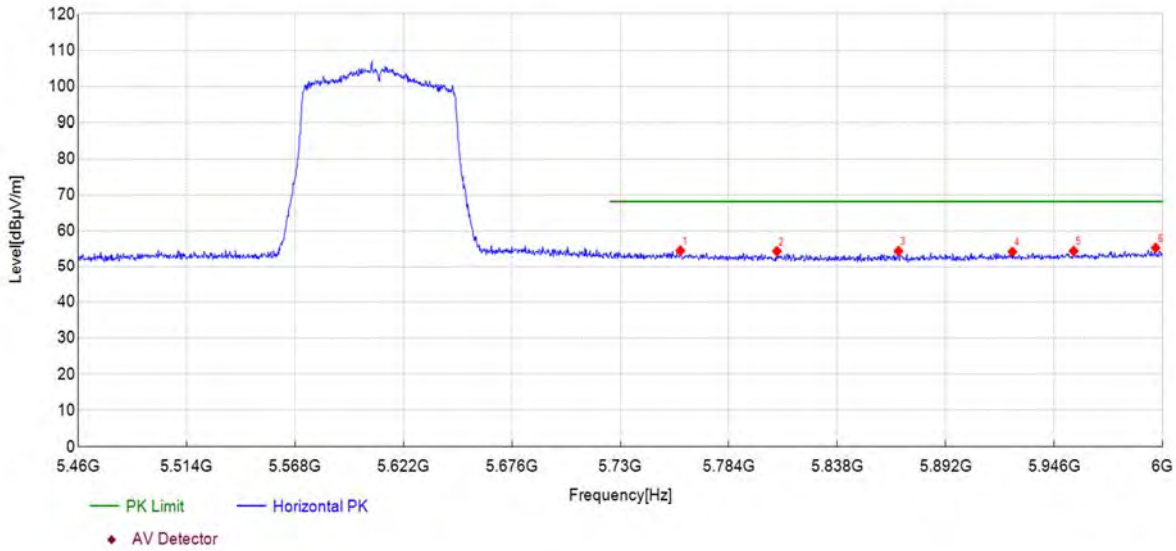

Fre. (MHz)	Reading [dBµV]	Level [dBµV/m]	Factor [dB/m]	Limit [dBµV/m]	Margin [dB]	Height [cm]	Angle [°]	Detector	Verdict
5759.85	38.3	54.56	16.230	68.23	13.67	150	316	PK	PASS
5807.93	38.4	54.41	15.990	68.23	13.82	150	216	PK	PASS
5868.44	38.4	54.45	16.030	68.23	13.78	150	291	PK	PASS
5925.17	37.9	54.23	16.350	68.23	14.00	150	346	PK	PASS
5955.70	37.8	54.46	16.620	68.23	13.77	150	270	PK	PASS
5996.49	38.2	55.34	17.100	68.23	12.89	150	224	PK	PASS

Plot for Channel 155

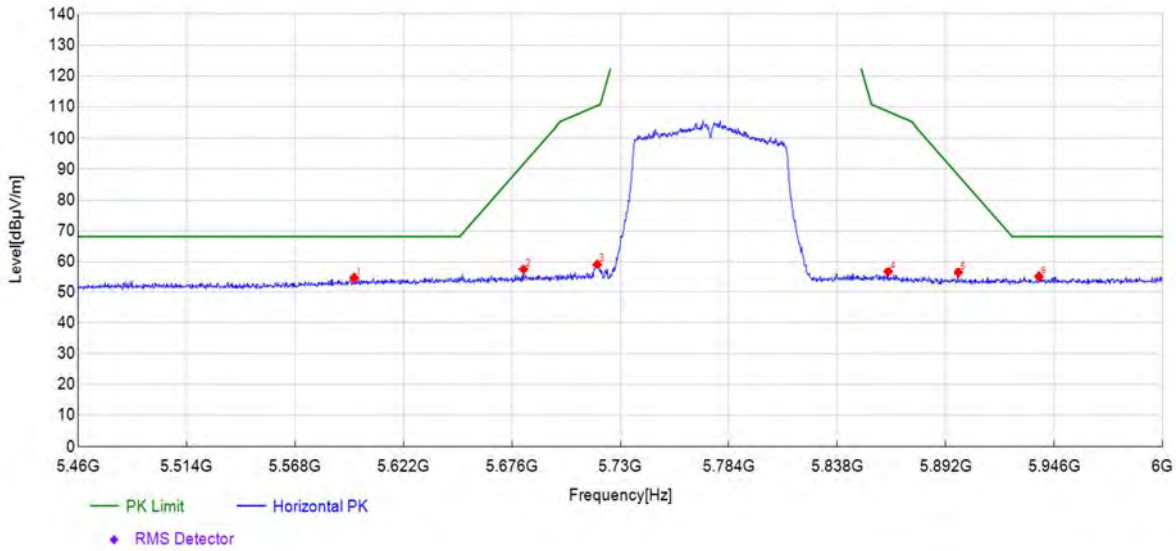

Fre. (MHz)	Reading [dBμV]	Level [dBμV/m]	Factor [dB/m]	Limit [dBμV/m]	Margin [dB]	Height [cm]	Angle [°]	Detector	Verdict
5597.50	38.7	54.56	15.860	68.23	13.67	150	140	PK	PASS
5681.78	41.4	57.42	16.060	91.75	34.33	150	140	PK	PASS
5718.52	42.9	59.13	16.230	110.42	51.29	150	13	PK	PASS
5863.31	40.6	56.62	16.010	108.50	51.88	150	140	PK	PASS
5898.16	40.2	56.35	16.140	88.09	31.74	150	161	PK	PASS
5938.41	38.5	54.94	16.460	68.23	13.29	150	165	PK	PASS

802.11ax (HEW160) Mode

Plot for Channel 50

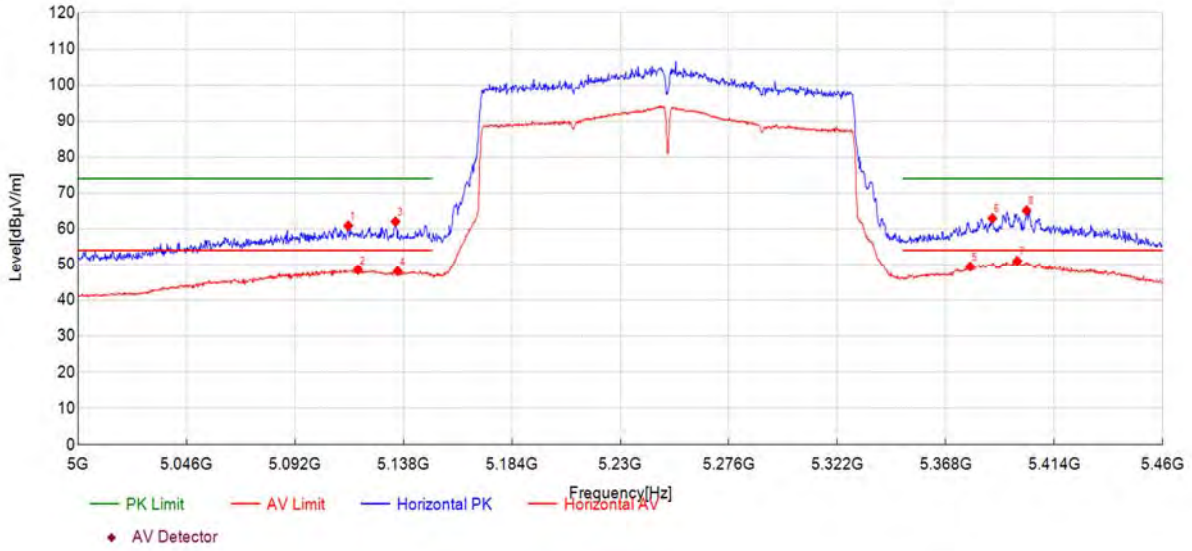

Fre. (MHz)	Reading [dBµV]	Level [dBµV/m]	Factor [dB/m]	Limit [dBµV/m]	Margin [dB]	Height [cm]	Angle [°]	Detector	Verdict
5114.60	47.0	60.90	13.940	74.00	13.10	150	148	PK	PASS
5118.74	34.5	48.54	14.020	54.00	5.46	150	171	AV	PASS
5134.62	47.7	62.05	14.310	74.00	11.95	150	148	PK	PASS
5135.54	33.8	48.09	14.330	54.00	5.91	150	171	AV	PASS
5378.31	34.1	49.44	15.380	54.00	4.56	150	148	AV	PASS
5387.74	47.4	62.94	15.510	74.00	11.06	150	148	PK	PASS
5398.33	35.4	51.02	15.660	54.00	2.98	150	148	AV	PASS
5402.24	49.5	65.15	15.650	74.00	8.85	150	143	PK	PASS

Plot for Channel 114

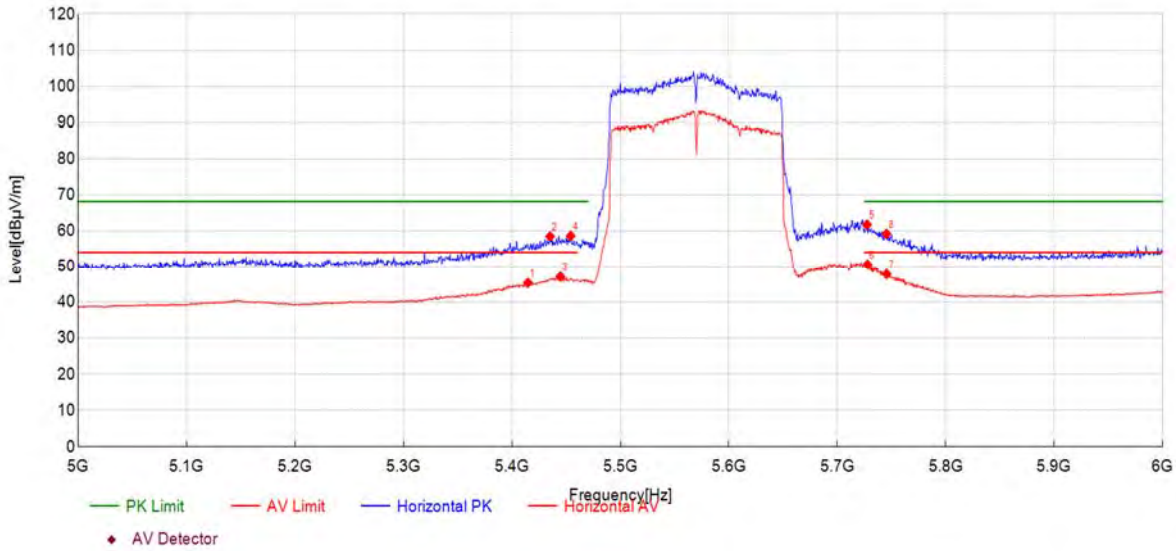

Fre. (MHz)	Reading [dBμV]	Level [dBμV/m]	Factor [dB/m]	Limit [dBμV/m]	Margin [dB]	Height [cm]	Angle [°]	Detector	Verdict
5414.71	29.9	45.39	15.500	54.00	8.61	150	142	AV	PASS
5435.22	43.3	58.51	15.250	68.23	9.72	150	142	PK	PASS
5444.72	32.0	47.14	15.130	54.00	6.86	150	142	AV	PASS
5454.23	43.6	58.65	15.090	68.23	9.58	150	142	PK	PASS
5727.36	45.5	61.78	16.260	68.23	6.45	150	138	PK	PASS
5727.86	34.4	50.62	16.250	54.00	3.38	150	138	AV	PASS
5745.37	31.6	47.85	16.290	54.00	6.15	150	133	AV	PASS
5745.37	42.9	59.20	16.290	68.23	9.03	150	133	PK	PASS

802.11ax (HEW20) _RU26 Mode

Plot for Channel 36

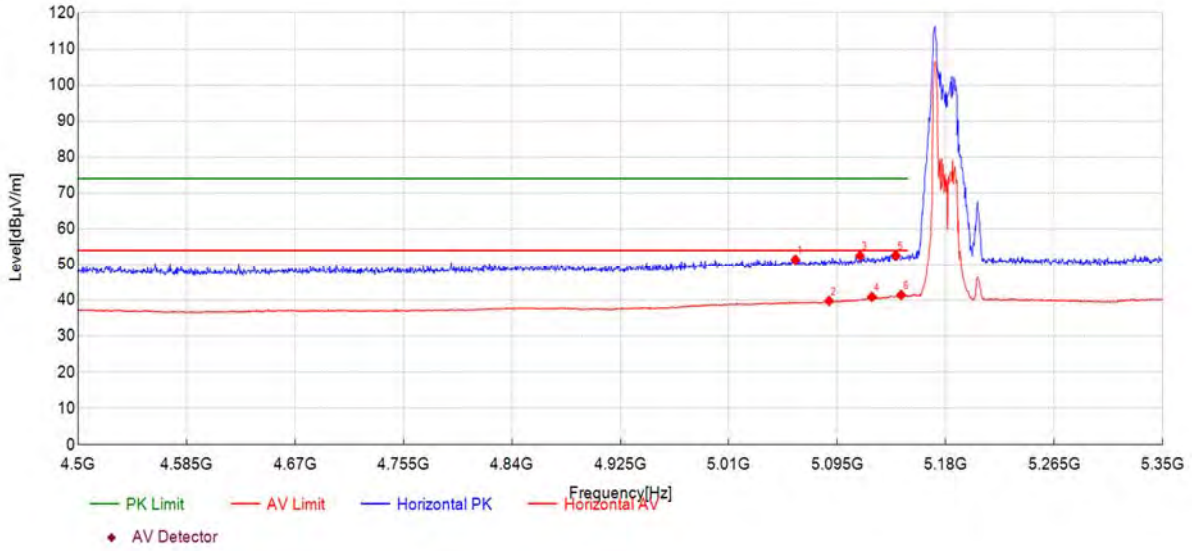

Fre. (MHz)	Reading [dBµV]	Level [dBµV/m]	Factor [dB/m]	Limit [dBµV/m]	Margin [dB]	Height [cm]	Angle [°]	Detector	Verdict
5062.13	38.0	51.47	13.490	74.00	22.53	150	114	PK	PASS
5088.49	26.2	39.78	13.630	54.00	14.22	150	148	AV	PASS
5112.73	38.7	52.56	13.910	74.00	21.44	150	54	PK	PASS
5122.09	26.8	40.89	14.080	54.00	13.11	150	166	AV	PASS
5140.80	38.3	52.69	14.420	74.00	21.31	150	143	PK	PASS
5145.05	26.9	41.42	14.500	54.00	12.58	150	148	AV	PASS

Plot for Channel 48

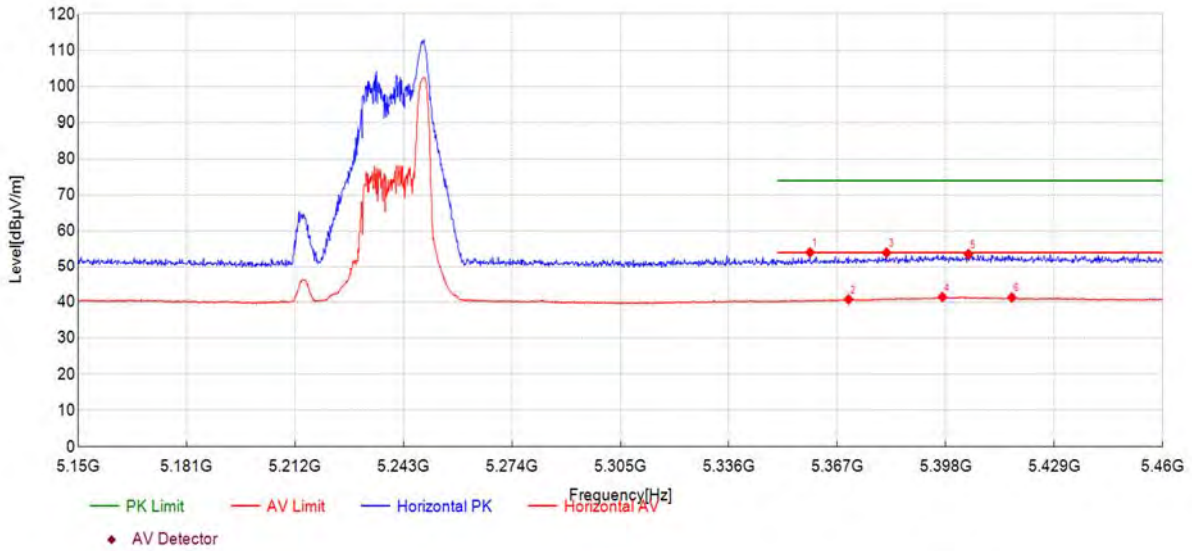

Fre. (MHz)	Reading [dBμV]	Level [dBμV/m]	Factor [dB/m]	Limit [dBμV/m]	Margin [dB]	Height [cm]	Angle [°]	Detector	Verdict
5359.20	39.0	54.09	15.110	74.00	19.91	150	160	PK	PASS
5370.21	25.5	40.76	15.260	54.00	13.24	150	52	AV	PASS
5381.07	38.6	53.97	15.410	74.00	20.03	150	189	PK	PASS
5397.04	25.8	41.42	15.640	54.00	12.58	150	70	AV	PASS
5404.48	38.0	53.61	15.630	74.00	20.39	150	222	PK	PASS
5416.89	25.8	41.29	15.470	54.00	12.71	150	14	AV	PASS

Plot for Channel 52

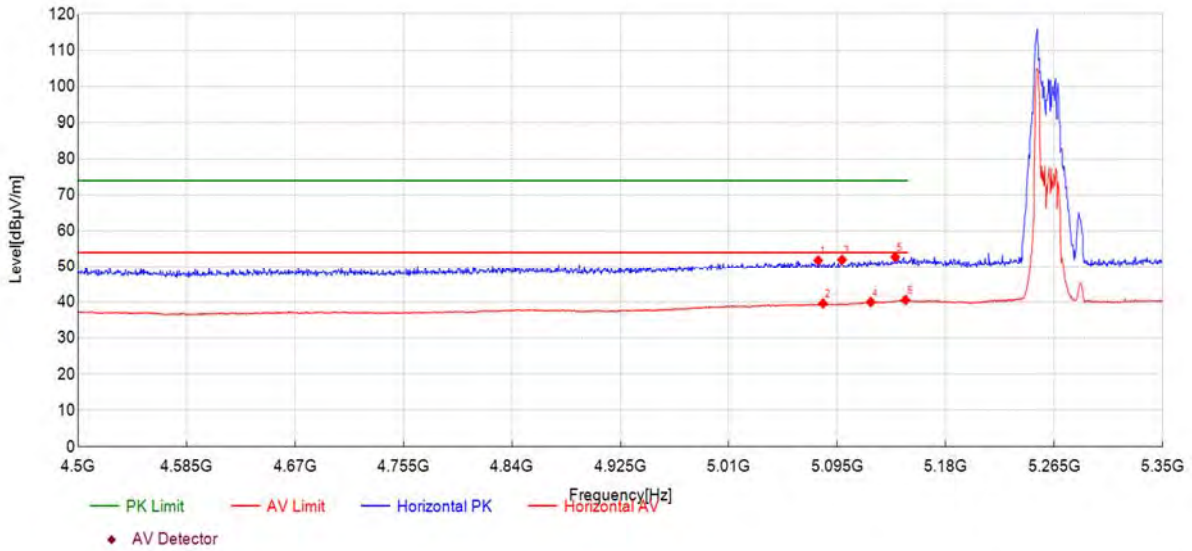

Fre. (MHz)	Reading [dBμV]	Level [dBμV/m]	Factor [dB/m]	Limit [dBμV/m]	Margin [dB]	Height [cm]	Angle [°]	Detector	Verdict
5079.99	38.3	51.85	13.580	74.00	22.15	150	90	PK	PASS
5083.82	26.0	39.64	13.600	54.00	14.36	150	53	AV	PASS
5098.70	38.3	52.02	13.680	74.00	21.98	150	95	PK	PASS
5121.24	26.0	40.02	14.060	54.00	13.98	150	356	AV	PASS
5140.37	38.4	52.77	14.420	74.00	21.23	150	100	PK	PASS
5148.45	26.0	40.60	14.560	54.00	13.40	150	176	AV	PASS

Plot for Channel 64

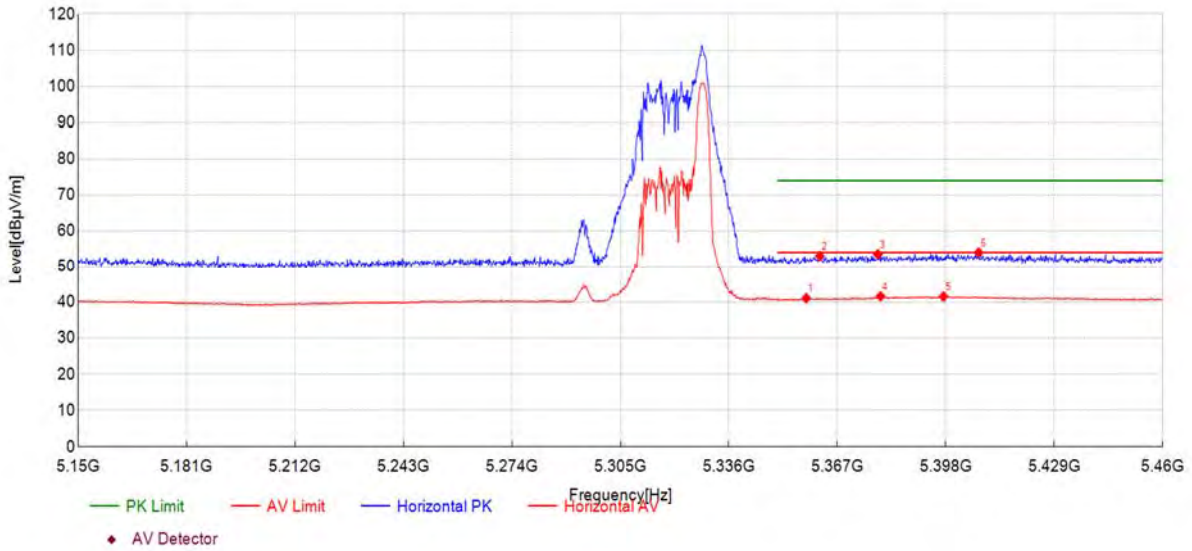

Fre. (MHz)	Reading [dBμV]	Level [dBμV/m]	Factor [dB/m]	Limit [dBμV/m]	Margin [dB]	Height [cm]	Angle [°]	Detector	Verdict
5358.11	26.0	41.08	15.090	54.00	12.92	150	161	AV	PASS
5361.99	37.9	53.03	15.150	74.00	20.97	150	5	PK	PASS
5378.58	38.2	53.56	15.380	74.00	20.44	150	118	PK	PASS
5379.36	26.2	41.62	15.390	54.00	12.38	150	151	AV	PASS
5397.35	25.9	41.54	15.640	54.00	12.46	150	321	AV	PASS
5407.43	38.5	54.06	15.590	74.00	19.94	150	161	PK	PASS

Plot for Channel 100

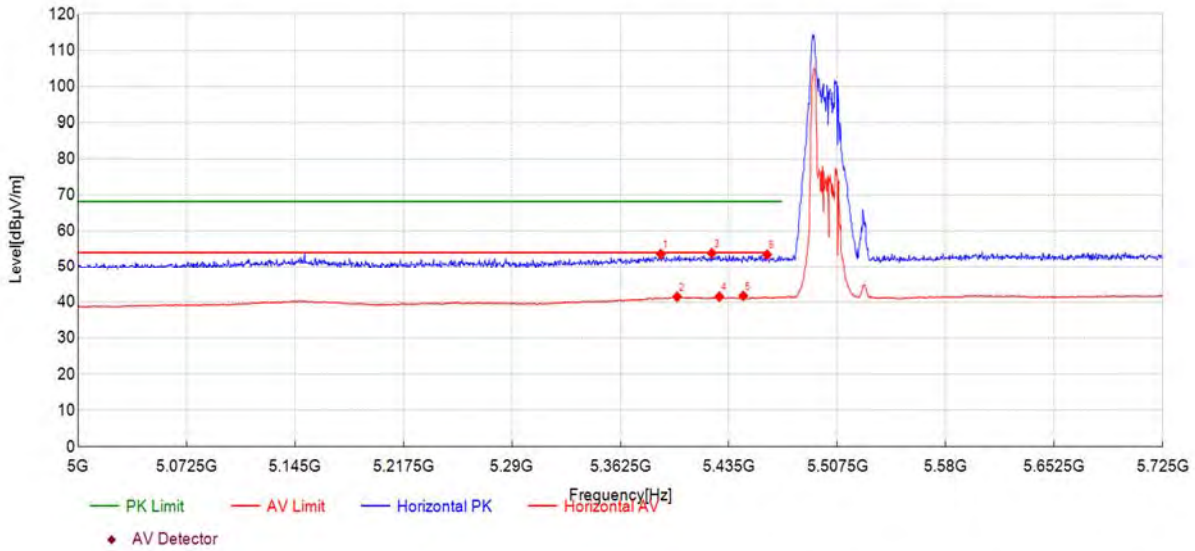

Fre. (MHz)	Reading [dBµV]	Level [dBµV/m]	Factor [dB/m]	Limit [dBµV/m]	Margin [dB]	Height [cm]	Angle [°]	Detector	Verdict
5389.52	38.1	53.60	15.530	68.23	14.63	150	103	PK	PASS
5400.40	25.8	41.48	15.670	54.00	12.52	150	188	AV	PASS
5423.61	38.5	53.84	15.390	68.23	14.39	150	231	PK	PASS
5428.69	26.2	41.55	15.330	54.00	12.45	150	141	AV	PASS
5444.65	26.6	41.75	15.140	54.00	12.25	150	145	AV	PASS
5460.61	38.3	53.45	15.110	68.23	14.78	150	212	PK	PASS

Plot for Channel 140

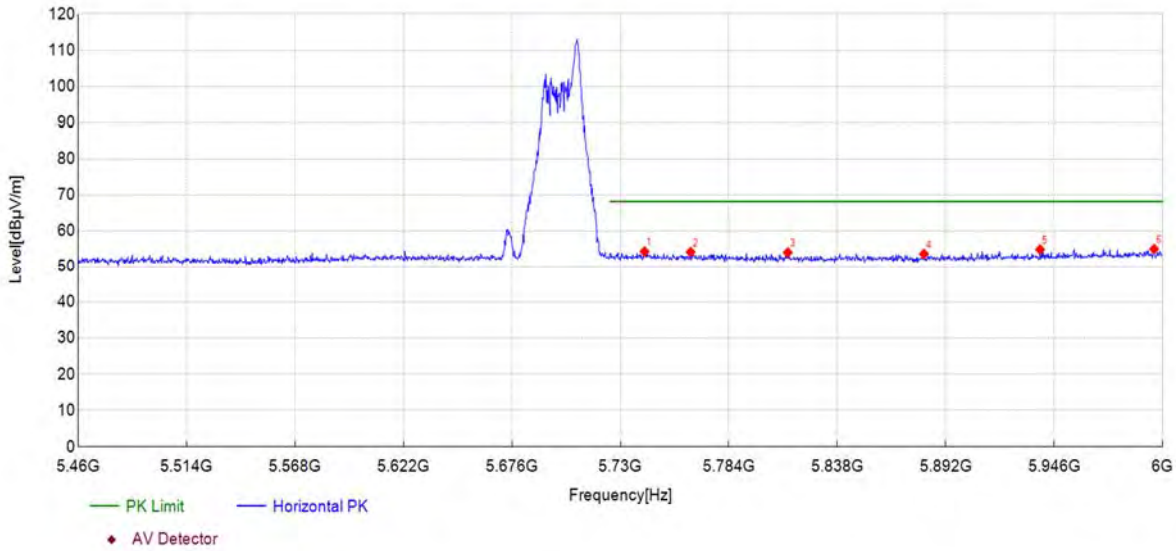

Fre. (MHz)	Reading [dBμV]	Level [dBμV/m]	Factor [dB/m]	Limit [dBμV/m]	Margin [dB]	Height [cm]	Angle [°]	Detector	Verdict
5742.02	38.0	54.31	16.280	68.23	13.92	150	144	PK	PASS
5764.98	38.0	54.16	16.200	68.23	14.07	150	3	PK	PASS
5813.34	38.1	54.05	15.980	68.23	14.18	150	286	PK	PASS
5881.14	37.6	53.64	16.080	68.23	14.59	150	118	PK	PASS
5938.95	38.4	54.87	16.460	68.23	13.36	150	270	PK	PASS
5995.68	37.9	55.02	17.100	68.23	13.21	150	47	PK	PASS

Plot for Channel 149

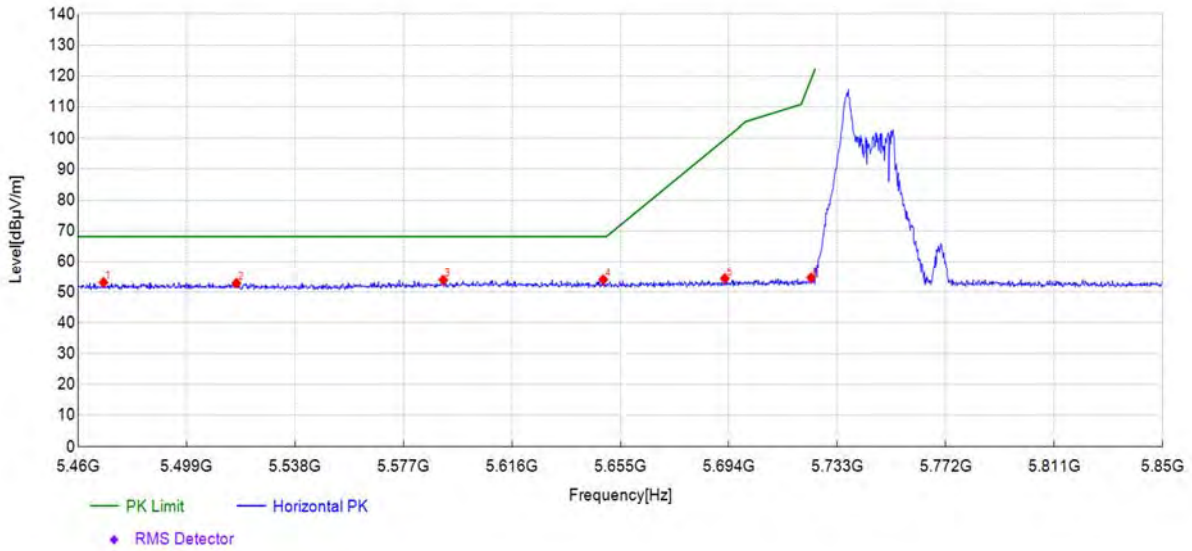

Fre. (MHz)	Reading [dBμV]	Level [dBμV/m]	Factor [dB/m]	Limit [dBμV/m]	Margin [dB]	Height [cm]	Angle [°]	Detector	Verdict
5469.17	37.9	53.06	15.140	68.23	15.17	150	187	PK	PASS
5516.97	37.7	52.81	15.150	68.23	15.42	150	65	PK	PASS
5591.30	38.1	53.83	15.740	68.23	14.40	150	225	PK	PASS
5648.85	38.2	53.96	15.800	68.23	14.27	150	23	PK	PASS
5692.56	38.2	54.37	16.150	99.72	45.35	150	157	PK	PASS
5723.58	38.4	54.62	16.240	118.99	64.37	150	10	PK	PASS

Plot for Channel 165

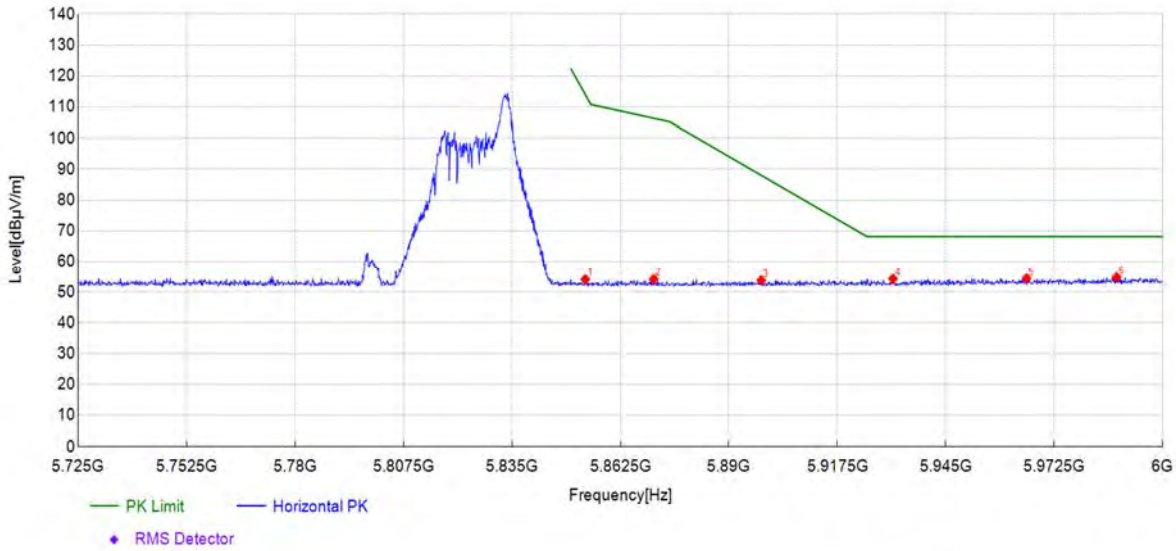

Fre. (MHz)	Reading [dBμV]	Level [dBμV/m]	Factor [dB/m]	Limit [dBμV/m]	Margin [dB]	Height [cm]	Angle [°]	Detector	Verdict
5853.63	38.1	54.06	15.980	113.96	59.90	150	253	PK	PASS
5870.96	38.1	54.11	16.040	106.36	52.25	150	359	PK	PASS
5898.20	37.6	53.75	16.140	88.06	34.31	150	39	PK	PASS
5931.63	37.9	54.25	16.400	68.23	13.98	150	300	PK	PASS
5965.47	37.6	54.37	16.730	68.23	13.86	150	6	PK	PASS
5988.31	37.8	54.78	17.010	68.23	13.45	150	219	PK	PASS

802.11ax (HEW20) _RU52 Mode

Plot for Channel 36

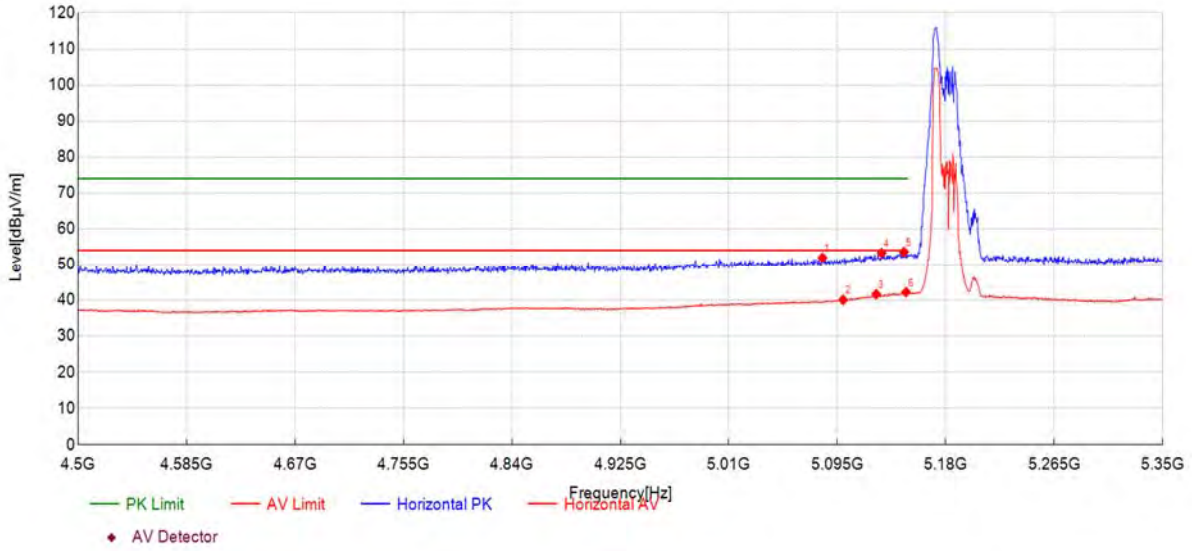

Fre. (MHz)	Reading [dBµV]	Level [dBµV/m]	Factor [dB/m]	Limit [dBµV/m]	Margin [dB]	Height [cm]	Angle [°]	Detector	Verdict
5083.39	38.4	51.98	13.600	74.00	22.02	150	224	PK	PASS
5099.55	26.4	40.07	13.680	54.00	13.93	150	157	AV	PASS
5125.49	27.5	41.66	14.150	54.00	12.34	150	138	AV	PASS
5129.74	39.1	53.30	14.230	74.00	20.70	150	243	PK	PASS
5147.17	39.1	53.60	14.540	74.00	20.40	150	138	PK	PASS
5148.87	27.7	42.22	14.570	54.00	11.78	150	129	AV	PASS

Plot for Channel 48

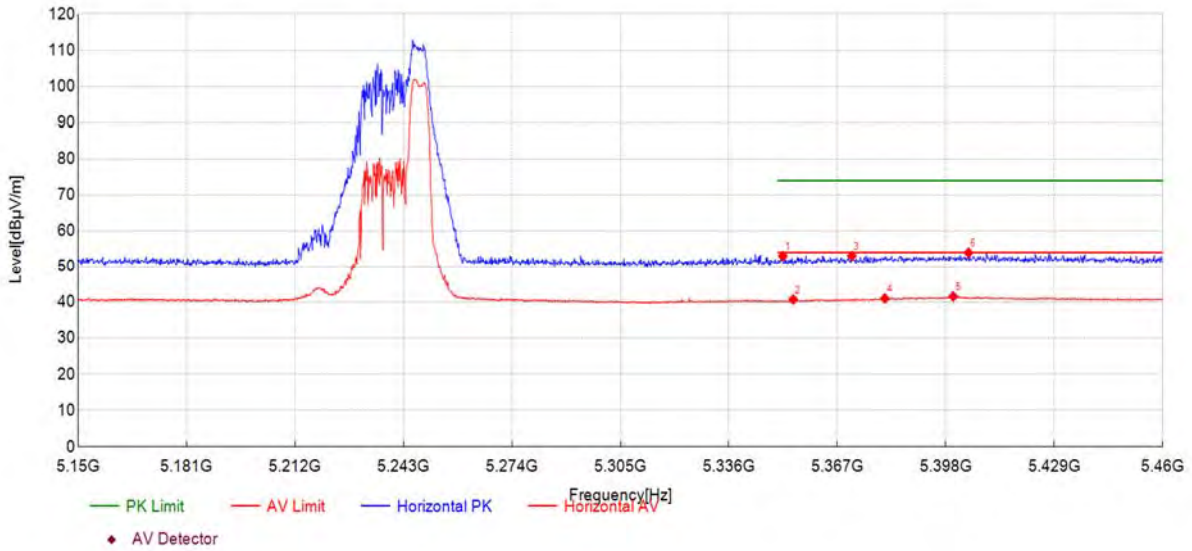

Fre. (MHz)	Reading [dBμV]	Level [dBμV/m]	Factor [dB/m]	Limit [dBμV/m]	Margin [dB]	Height [cm]	Angle [°]	Detector	Verdict
5351.45	38.1	53.08	15.000	74.00	20.92	150	103	PK	PASS
5354.39	25.7	40.75	15.040	54.00	13.25	150	155	AV	PASS
5371.14	37.8	53.10	15.280	74.00	20.90	150	350	PK	PASS
5380.60	25.6	41.03	15.410	54.00	12.97	150	145	AV	PASS
5400.14	25.9	41.59	15.680	54.00	12.41	150	0	AV	PASS
5404.48	38.3	53.96	15.630	74.00	20.04	150	326	PK	PASS

Plot for Channel 52

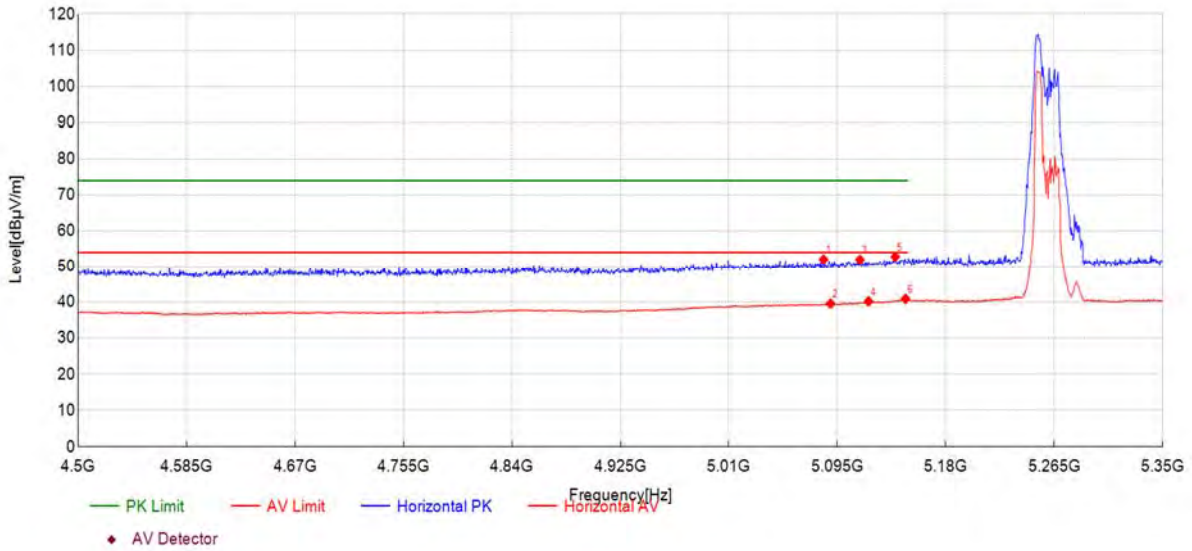

Fre. (MHz)	Reading [dBμV]	Level [dBμV/m]	Factor [dB/m]	Limit [dBμV/m]	Margin [dB]	Height [cm]	Angle [°]	Detector	Verdict
5084.24	38.5	52.08	13.600	74.00	21.92	150	142	PK	PASS
5089.77	26.0	39.59	13.630	54.00	14.41	150	128	AV	PASS
5112.73	38.1	52.01	13.910	74.00	21.99	150	345	PK	PASS
5119.53	26.2	40.22	14.030	54.00	13.78	150	137	AV	PASS
5140.37	38.4	52.83	14.420	74.00	21.17	150	208	PK	PASS
5148.45	26.4	40.91	14.560	54.00	13.09	150	43	AV	PASS

Plot for Channel 64

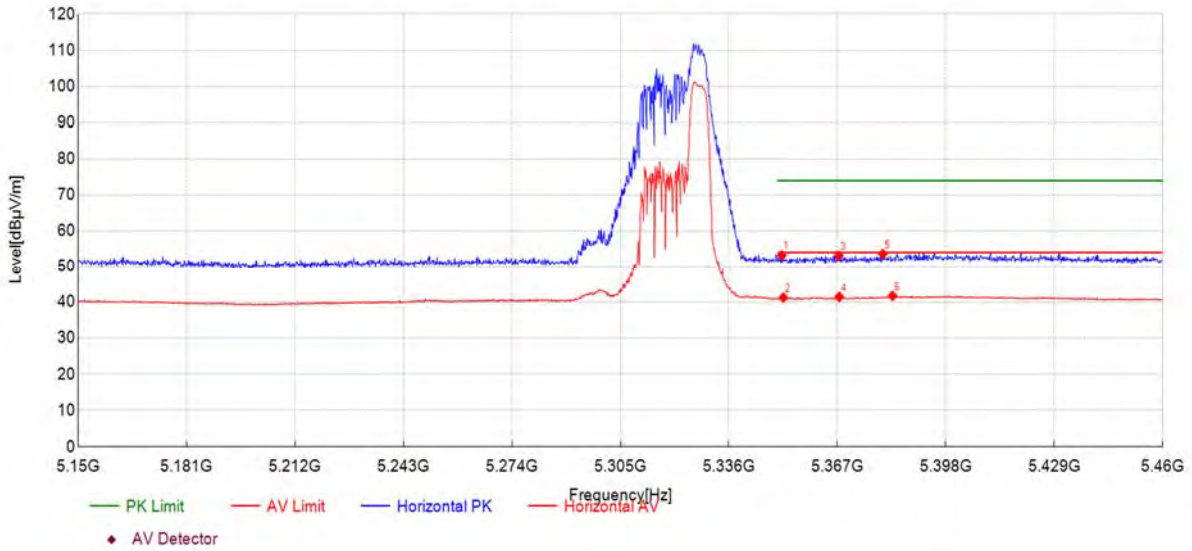

Fre. (MHz)	Reading [dBμV]	Level [dBμV/m]	Factor [dB/m]	Limit [dBμV/m]	Margin [dB]	Height [cm]	Angle [°]	Detector	Verdict
5351.14	38.3	53.26	15.000	74.00	20.74	150	151	PK	PASS
5351.60	26.3	41.26	15.000	54.00	12.74	150	142	AV	PASS
5367.42	38.0	53.18	15.220	74.00	20.82	150	142	PK	PASS
5367.57	26.2	41.47	15.230	54.00	12.53	150	345	AV	PASS
5379.98	38.2	53.63	15.400	74.00	20.37	150	204	PK	PASS
5382.77	26.3	41.75	15.440	54.00	12.25	150	147	AV	PASS

Plot for Channel 100

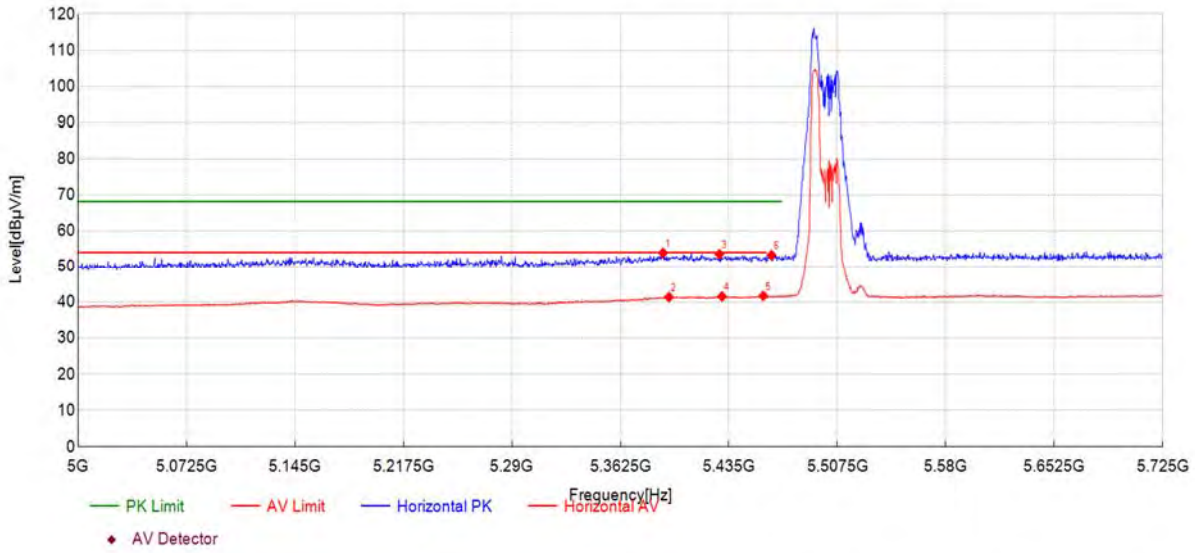

Fre. (MHz)	Reading [dBµV]	Level [dBµV/m]	Factor [dB/m]	Limit [dBµV/m]	Margin [dB]	Height [cm]	Angle [°]	Detector	Verdict
5390.97	38.4	53.91	15.550	68.23	14.32	150	147	PK	PASS
5394.96	25.8	41.39	15.610	54.00	12.61	150	119	AV	PASS
5428.69	38.2	53.57	15.330	68.23	14.66	150	208	PK	PASS
5430.50	26.3	41.57	15.310	54.00	12.43	150	199	AV	PASS
5458.07	26.7	41.75	15.100	54.00	12.25	150	203	AV	PASS
5463.51	38.2	53.31	15.120	68.23	14.92	150	142	PK	PASS

Plot for Channel 140

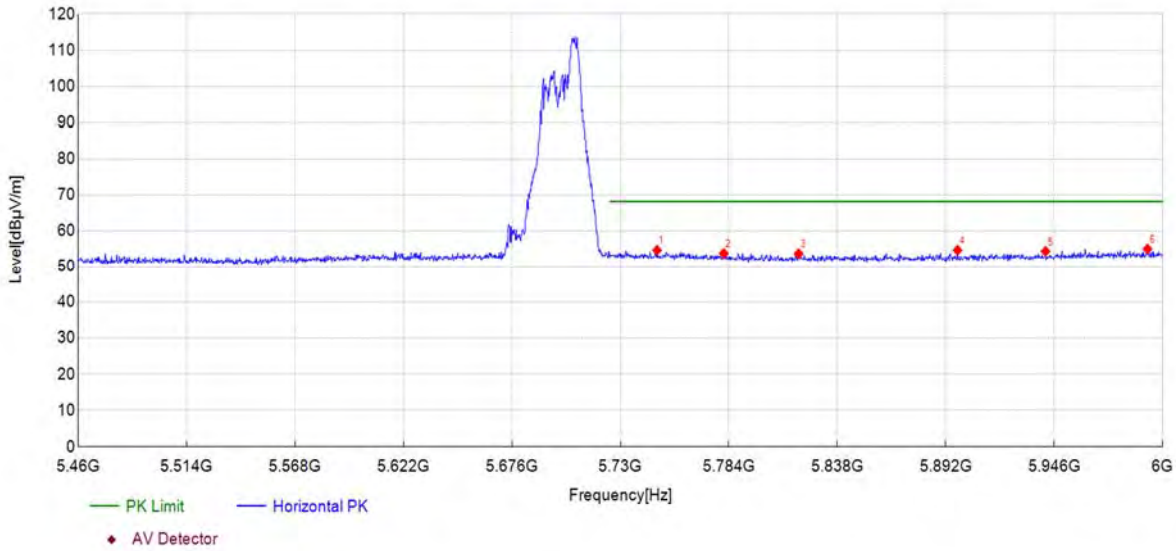

Fre. (MHz)	Reading [dBμV]	Level [dBμV/m]	Factor [dB/m]	Limit [dBμV/m]	Margin [dB]	Height [cm]	Angle [°]	Detector	Verdict
5748.23	38.4	54.67	16.290	68.23	13.56	150	360	PK	PASS
5781.46	37.7	53.79	16.110	68.23	14.44	150	60	PK	PASS
5818.74	37.8	53.74	15.980	68.23	14.49	150	169	PK	PASS
5897.89	38.6	54.69	16.140	68.23	13.54	150	102	PK	PASS
5941.65	37.9	54.38	16.480	68.23	13.85	150	315	PK	PASS
5992.44	38.0	55.03	17.050	68.23	13.20	150	9	PK	PASS

Plot for Channel 149

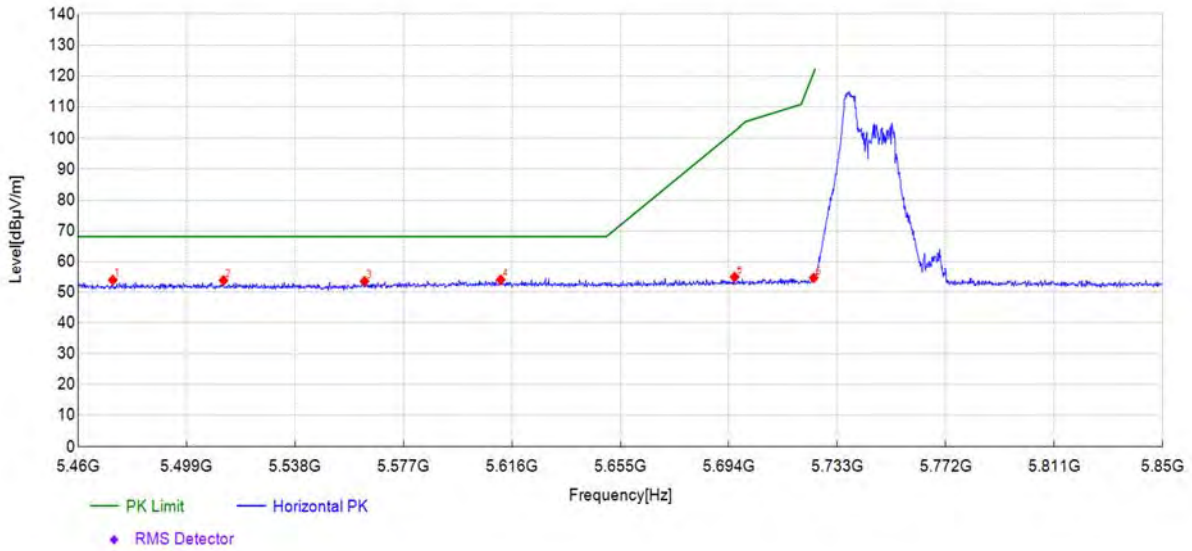

Fre. (MHz)	Reading [dBµV]	Level [dBµV/m]	Factor [dB/m]	Limit [dBµV/m]	Margin [dB]	Height [cm]	Angle [°]	Detector	Verdict
5472.49	38.7	53.83	15.160	68.23	14.40	150	351	PK	PASS
5512.29	38.5	53.70	15.180	68.23	14.53	150	330	PK	PASS
5563.01	38.3	53.43	15.180	68.23	14.80	150	44	PK	PASS
5611.98	38.0	53.91	15.880	68.23	14.32	150	357	PK	PASS
5696.07	38.7	54.82	16.170	102.32	47.50	150	107	PK	PASS
5724.55	38.3	54.53	16.250	121.21	66.68	150	178	PK	PASS

Plot for Channel 165

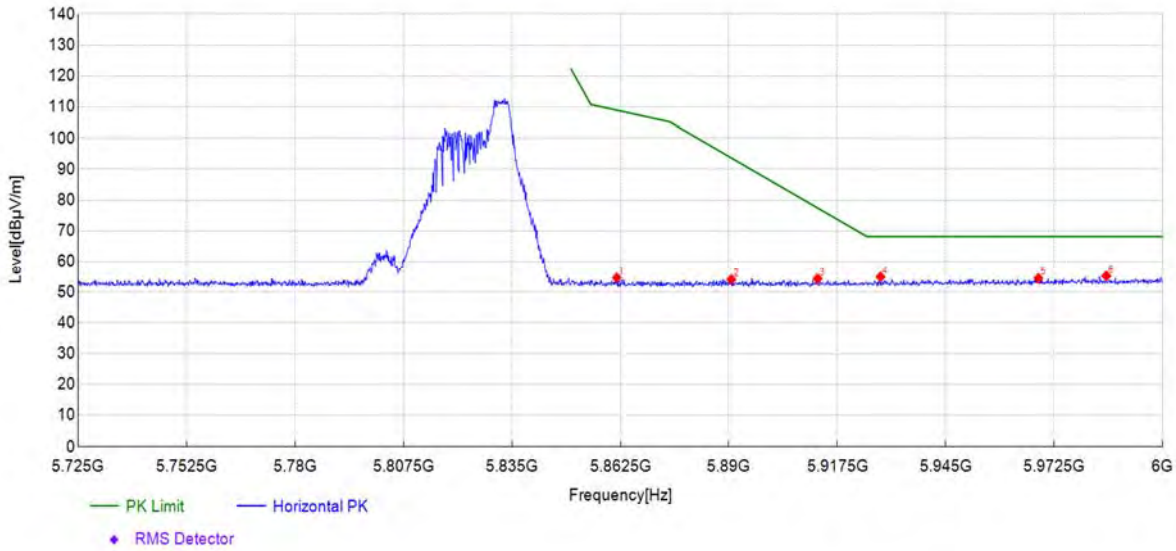

Fre. (MHz)	Reading [dBμV]	Level [dBμV/m]	Factor [dB/m]	Limit [dBμV/m]	Margin [dB]	Height [cm]	Angle [°]	Detector	Verdict
5861.61	38.6	54.60	16.020	108.98	54.38	150	173	PK	PASS
5890.63	37.9	54.01	16.110	93.66	39.65	150	329	PK	PASS
5912.51	38.0	54.27	16.260	77.48	23.21	150	350	PK	PASS
5928.46	38.5	54.90	16.380	68.23	13.33	150	22	PK	PASS
5968.50	37.7	54.44	16.770	68.23	13.79	150	93	PK	PASS
5985.69	38.2	55.17	16.980	68.23	13.06	150	198	PK	PASS

802.11ax (HEW20) _RU106 Mode

Plot for Channel 36

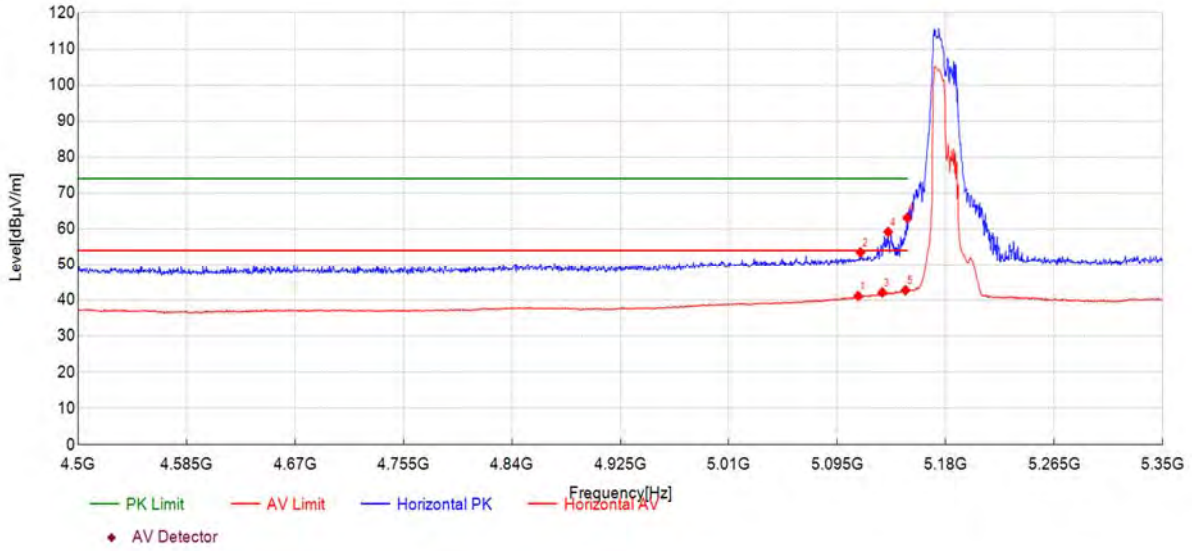

Fre. (MHz)	Reading [dBµV]	Level [dBµV/m]	Factor [dB/m]	Limit [dBµV/m]	Margin [dB]	Height [cm]	Angle [°]	Detector	Verdict
5111.46	27.3	41.14	13.890	54.00	12.86	150	167	AV	PASS
5113.16	39.6	53.51	13.920	74.00	20.49	150	139	PK	PASS
5130.17	27.9	42.12	14.230	54.00	11.88	150	167	AV	PASS
5134.84	44.9	59.17	14.320	74.00	14.83	150	134	PK	PASS
5148.45	28.2	42.73	14.560	54.00	11.27	150	167	AV	PASS
5149.72	48.5	63.09	14.590	74.00	10.91	150	143	PK	PASS