TEST REPORT

APPLICANT	:	JP Morgan Chase Bank N.A
PRODUCT NAME	:	PAYPAD_801_GEN1
MODEL NAME	:	BLADE_801_GEN1
BRAND NAME	:	Chase
FCC ID	:	2BHXP-BLAD08AA
STANDARD(S)	:	47 CFR Part 15 Subpart E
RECEIPT DATE	:	2025-01-10
TEST DATE	:	2025-01-16 to 2025-04-18
ISSUE DATE	:	2025-05-26

Edited by: Su Xiaoxian

Su Xiaoxian (Rapporteur)

Approved by: Shen Junsheng

Shen Junsheng (Supervisor)

NOTE: This document is issued by Shenzhen Morlab Communications Technology Co., Ltd., the test report shall not be reproduced except in full without prior written permission of the company. The test results apply only to the particular sample(s) tested and to the specific tests carried out which is available on request for validation and information confirmed at our website.

MORLAB

Shenzhen Morlab Communications Technology Co., Ltd.
FL.1-3, Building A, FeiYang Science Park, No.8 LongChang Road,
Block67, BaoAn District, ShenZhen , GuangDong Province, P. R. China

Tel: 86-755-36698555 Fax: 86-755-36698525
Http://www.morlab.cn E-mail: service@morlab.cn

DIRECTORY

1. Summary of Test Results ····· 4
1.1. Testing Applied Standards and Methods ····· 5
1.2. Test Equipment and Software List ····· 6
1.3. Measurement Uncertainty ····· 8
1.4. Testing Laboratory ····· 8
2. General Description ····· 9
2.1. Information of Applicant and Manufacturer ····· 9
2.2. Information of EUT ····· 9
2.3. Channel Center Frequency of EUT ····· 11
2.4. Test Configuration of EUT ····· 12
2.5. Test Conditions ····· 13
2.6. Test Setup Layout Diagram ····· 14
3. Description of Test Items and Results ····· 17
3.1. Antenna Requirement ····· 17
3.2. Duty Cycle, Transmission Duration, and Maximum Power Control Level ····· 18
3.3. Conducted Output Power and E.I.R.P. ····· 19
3.4. Occupied Bandwidth and Emission Bandwidth ····· 20
3.5. Power Spectral Density ····· 21
3.6. Emission Mask ····· 22
3.7. Contention Based Protocol ····· 23
3.8. Frequency Stability ····· 25
3.9. Conducted Emission ····· 26
3.10. Restricted Frequency Bands ····· 27
3.11. Radiated Emission ····· 29
Annex A Test Data and Result ····· 31

Change History		
Version	**Date**	**Reason for change**
1.0	2025-05-26	First edition

1. Summary of Test Results

No.	Section	Description	Test Date	Test Engineer	Result	Method Determination /Remark
1	15.203	Antenna Requirement	N/A	N/A	PASS	No deviation
2	ANSI C63.10	Duty Cycle of the Test Signal	Feb. 21, 2025-Feb. 24, 2025	Li Xinpeng	PASS	No deviation
3	15.407(a)	Conducted Output Power and E.I.R.P.	Feb. 21, 2025-Feb. 24, 2025	Li Xinpeng	PASS	No deviation
4	15.407(a)	Occupied Bandwidth and Emission Bandwidth	Feb. 21, 2025-Feb. 24, 2025	Li Xinpeng	PASS	No deviation
5	15.407(a)	Power Spectral Density	Feb. 21, 2025-Feb. 24, 2025	Li Xinpeng	PASS	No deviation
6	15.407(b)	Emission Mask	Feb. 21, 2025-Feb. 24, 2025	Li Xinpeng	PASS	No deviation
7	15.407(d)	Contention Based Protocol	Mar. 22, 2025-Apr. 15, 2025	Li Xinpeng	PASS	No deviation
8	15.407(g)	Frequency Stability	Feb. 24, 2025	Li Xinpeng	PASS	No deviation
9	15.207	Conducted Emission	Mar. 15, 2025	Fan Shengquan	PASS	No deviation
10	15.407(b)	Restricted Frequency Bands	Mar. 04, 2025	Li Hanbin	PASS	No deviation
11	15.407(b)	Radiated Emission	Mar. 04, 2025	Li Hanbin	PASS	No deviation

Note 1: Additions to, deviation, or exclusions from the method shall be judged in the “method determination” column of add, deviate or exclude from the specific method shall be explained in the “Remark” of the above table.

Note 2: When the test result is a critical value, we will use the measurement uncertainty give the judgment result based on the 95% confidence intervals.

1.1. Testing Applied Standards and Methods

According to the specifications of the manufacturer, the EUT must comply with the requirements of the following standards:

No.	Standards or Methods	Description
1	47 CFR Part 15 Subpart E	FCC Technical Requirements
2	ANSI C63.10	Procedures for Compliance Testing of Unlicensed Wireless Devices
3	KDB 789033 D02	Guidelines for compliance testing of U-NII devices
4	KDB 987594 D01	General guideline for U-NII 5,6,7,8 bands under Part 15 Subpart E
5	KDB 987594 D02	Guidelines for compliance testing of U-NII 6GHz devices
6	KDB 987594 D03	Questions and Answers for U-NII 5,6,7,8 bands under Part 15 Subpart E
7	KDB 662911 D01	Emissions Testing of Transmitters with Multiple Outputs in the Same Band

1.2. Test Equipment and Software List

1.2.1. List of Software

Description	Manufacturer	Software Version
Test System	MaiWei	2.0.0.0
JS32-RE	Tonscend	5.0.0
TS+ -[JS32-CE]	Tonscend	2.5.0.0

1.2.2. Conducted Test Equipment

Equipment	Serial No.	Type	Manufacturer	Cal. Date	Due Date
EXA Signal Analyzer	MY53470836	N9010A	Agilent	2025.01.15	2026.01.14
USB Wideband Power Sensor	MY54180008	U2021XA	Agilent	2025.01.15	2026.01.14
Temperature Chamber	12108015	DTL-003S101	YOMA	2024.09.11	2025.09.10
RF Cable (30MHz-26GHz)	CB01	RF01	Morlab	N/A	N/A
Coaxial Cable	CB02	RF02	Morlab	N/A	N/A
SMA Connector	CN01	RF03	HUBER-SUHNER	N/A	N/A
Attenuator	MTJ6004-10	10dB	MTJ cooperation	N/A	N/A

1.2.3. Conducted Emission Test Equipment

Equipment	Serial No.	Type	Manufacturer	Cal. Date	Due Date
Receiver	MY56400093	N9038A	KEYSIGHT	2025.01.06	2026.01.05
LISN	8127449	NSLK 8127	Schwarzbeck	2025.01.09	2026.01.18
Pulse Limiter (10dB)	VTSD 9561 F-B #206	VTSD 9561-F	Schwarzbeck	2024.05.30	2025.05.29
RF Coaxial Cable (DC-100MHz)	BNC	MRE04	Qualwave	2024.07.02	2025.07.01

1.2.4. Radiated Test Equipment

Equipment	Serial No.	Type	Manufacturer	Cal. Date	Due Date
Signal Analyzer	MY56060145	N9020A	Agilent	2024.05.30	2025.05.29
Test Antenna - Bi-Log	9163-519	VULB 9163	Schwarzbeck	2024.06.22	2025.06.21
Test Antenna - Loop	1519-022	FMZB1519	Schwarzbeck	2024.06.03	2025.06.02
Test Antenna – Horn	01774	BBHA 9120D	Schwarzbeck	2024.06.22	2025.06.21
Test Antenna – Horn	BBHA9170 #773	BBHA9170	Schwarzbeck	2024.06.22	2025.06.21
Preamplifier (10MHz-6GHz)	46732	S10M100L3802	LUCIX CORP.	2024.05.30	2025.05.29
Preamplifier (2GHz-18GHz)	61171/61172	S020180L3203	LUCIX CORP.	2024.05.30	2025.05.29
Preamplifier (18GHz-40GHz)	DS77209	DCLNA0118-40C-S	Decentest	2024.05.30	2025.05.29
RF Coaxial Cable (DC-18GHz)	MRE001	PE330	Pasternack	2024.05.30	2025.05.29
RF Coaxial Cable (DC-18GHz)	MRE002	CLU18	Pasternack	2024.05.30	2025.05.29
RF Coaxial Cable (DC-18GHz)	MRE003	CLU18	Pasternack	2024.05.30	2025.05.29
RF Coaxial Cable (DC-40GHz)	22290045	QA360-40-KK-0.5	Qualwave	2024.07.03	2025.07.02
RF Coaxial Cable (DC-40GHz)	22290046	QA360-40-KKF-2	Qualwave	2024.07.03	2025.07.02
RF Coaxial Cable (DC-18GHz)	22120181	QA500-18-NN-5	Qualwave	2024.07.03	2025.07.02
Notch Filter	N/A	WRCG-2400-2483.5-60SS	Wainwright	N/A	N/A
Anechoic Chamber	N/A	9m*6m*6m	CRT	2022.05.10	2025.05.09

1.3. Measurement Uncertainty

Test Items	Uncertainty	Remark
Output Power	±2.22dB	Confidence levels of 95%
Power Spectral Density	±2.22dB	Confidence levels of 95%
Bandwidth	±5%	Confidence levels of 95%
Frequency Stability	±2%	Confidence levels of 95%
Restricted Frequency Bands	±5%	Confidence levels of 95%
Radiated Emission	±2.95dB	Confidence levels of 95%
Conducted Emission	±2.44dB	Confidence levels of 95%

1.4. Testing Laboratory

Laboratory Name:	Shenzhen Morlab Communications Technology Co., Ltd.
Laboratory Address:	FL.3, Building A, FeiYang Science Park, No.8 LongChang Road, Block 67, BaoAn District, ShenZhen, GuangDong Province, P. R. China
Telephone:	+86 755 36698555
Facsimile:	+86 755 36698525
FCC Designation Number:	CN1192
FCC Test Firm Registration Number:	226174

2. General Description

2.1. Information of Applicant and Manufacturer

Applicant:	JP Morgan Chase Bank N.A
Applicant Address:	70 Fargo St, Boston, MA, USA 02210
Manufacturer:	JP Morgan Chase Bank N.A
Manufacturer Address:	70 Fargo St, Boston, MA, USA 02210

2.2. Information of EUT

Product Name:	PAYPAD_801_GEN1			
Sample No.:	1#, 19#, 32#			
Hardware Version:	PVT			
Software Version:	BLADE_801_GEN1.BE2M.20250403			
Modulation Technology:	OFDM, OFDMA			
Modulation Mode:	802.11a, 802.11ax (HEW20), 802.11ax (HEW40), 802.11ax (HEW80), 802.11ax (HEW160)			
U-NII Band:	☒U-NII 5 (5925-6425MHz), ☒U-NII 6 (6425-6525MHz), ☒U-NII 7 (6525-6875MHz), ☒U-NII 8 (6875-7125MHz).			
Operating Frequency Range:	U-NII 5 (5955-6415MHz), U-NII 6 (6435-6515MHz), U-NII 7 (6535-6855MHz), U-NII 8 (6875-7115MHz).			
Equipment Class:	☒Low Power Device	☐6ID ☐6PP ☒6XD ☐6CD		
	☐Standard Power Device	☐6SD ☐6FX ☐6FC		
Antenna Type:	PIFA Antenna			
Antenna Gain (dBi):	Band	ANT 1	ANT 2	Directional Gain Note 2
	U-NII 5	-1.42	-0.71	1.95
	U-NII 6	0.34	1.20	3.79
	U-NII 7	2.10	0.59	4.39
	U-NII 8	0.12	0.17	3.16
Accessory Information:	Battery			
	Brand Name:	Chase		

	Model No.:	860010
	Serial No.:	N/A
	Capacity:	6150mAh
	Rated Voltage:	3.85V
	Charge Limit:	4.4V
	Manufacturer:	Shenzhen GUANGWEI Electronic Technology Co., Ltd.
	USB Cable	
	Model:	HC-0412
	Manufacturer:	N/A

Note 1: The EUT supports a MIMO function.

Modulation Mode	TX Function
☒802.11a	1TX
☒802.11ax	1TX
☒802.11ax	2TX

Note 2: Directional gain is calculated based on KDB 662911 D01

KDB 662911 D01 Directional Gain Calculation			
Clause	Type	Correlation	Calculation formula
F.2.a	Equal G_{ANT} & Power	☐(i). Correlated	$G_{ANT} + 10\log(N_{ANT})$
		☐(ii). Uncorrelated	G_{ANT}
F.2.d	Unequal G_{ANT} & Equal Power	☒(i). Correlated	$10\log[(10^{G1/20} + 10^{G2/20} + \ldots + 10^{GN/20})^2/N_{ANT}]$
		☐(ii). Uncorrelated	$10\log[(10^{G1/10} + 10^{G2/10} + \ldots + 10^{GN/10})/N_{ANT}]$

Where G_{ANT} is the antenna gain in dBi, N_{ANT} is the number of outputs.

Note 3: All radiation test items operate at MIMO mode during the test.

Note 4: The dedicated software was used to control the EUT continuous transmission.

Note 5: For more detailed description, please refer to Specification or User's Manual supplied by the applicant and/or manufacturer.

2.3. Channel Center Frequency of EUT

2.3.1. Channel center frequency of different bandwidths

Channel Center Frequency = 5950MHz + 5 x n_{ch}; 1 ≤ n_{ch} ≤ 233	
Bandwidth	**Value of n_{ch}**
20MHz	1 + 4(n-1); 1 ≤ n ≤ 59
40MHz	3 + 8(n-1); 1 ≤ n ≤ 29
80MHz	7 + 16(n-1); 1 ≤ n ≤ 14
160MHz	15 + 32(n-1); 1 ≤ n ≤ 7

2.3.2. Center Frequency of Low Middle and High Channel in each U-NII band

Bandwidth	LCH/MCH/HCH	n/n_{ch}/Frequency@MHz			
		U-NII 5	U-NII 6	U-NII 7	U-NII 8
20MHz	LCH	1/1/5955	25/97/6435	30/117/6535	47/185/6875
	MCH	12/45/6175	27/105/6475	38/149/6695	53/209/6995
	HCH	24/93/6415	29/113/6515	46/181/6855	59/233/7115
40MHz	LCH	1/3/5965	13/99/6445	16/123/6565	24/187/6885
	MCH	7/51/6205	-/-/-	19/147/6685	26/203/6965
	HCH	12/91/6405	14/107/6485	23/179/6845	29/227/7085
80MHz	LCH	1/7/5985	-/-/-	9/135/6625	13/199/6945
	MCH	4/55/6225	7/103/6465	10/151/6705	-/-/-
	HCH	6/87/6385	-/-/-	11/167/6785	14/215/7025
160MHz	LCH	1/15/6025	-/-/-	-/-/-	-/-/-
	MCH	2/47/6185	-/-/-	5/143/6665	7/207/6985
	HCH	3/79/6345	-/-/-	-/-/-	-/-/-

2.4. Test Configuration of EUT

2.4.1. Modulation Type and Data Rate of EUT

Mode	Bandwidth (MHz)	Modulation Technology	Modulation Type	Data Rate
802.11a	20	OFDM	**BPSK**	**6**/9/12/18/24/36/48/54Mbps
			QPSK	
			16QAM	
			64QAM	
802.11ax	20/40/80/160 (HEW20/40/80/160)	OFDMA	**BPSK**	**MSC0**~MCS11
			QPSK	
			16QAM	
			64QAM	
			256QAM	
			1024QAM	

2.4.2. 802.11ax RU Allocation

BW (MHz)	RU Size			User	RU Offset
	Full (Tone)	Partial			
		(Tone)	BW (MHz)		
20	242	26	2	9	@0/1/2/3/4/5/6/7/8
		52	4	4	@37/38/39/40
		106	8	2	@53/54
40	484	26	2	18	@0/1/2……15/16/17
		52	4	8	@37/38/39/40/41/42/43/44
		106	8	4	@53/54/55/56
		242	20	2	@61/62
80	996	26	2	37	@0/1/2……35/36
		52	4	16	@37/38/39……50/51/52
		106	8	8	@53/54/55/56/57/58/59/60
		242	20	4	@61/62/63/64
		484	40	2	@65/66
160	996x2	26	2	74	@0/1/2……35/36 S0/S1/S2……S35/S36
		52	4	32	@37/38/39……50/51/52

					S37/S38……S51/S52
		106	8	16	@53/54/55/56/57/58/59/60 S53/S54……S59/S60
		242	20	8	@61/62/63/64 S61/S62/S63/S64
		484	40	4	@65/66/S65/S66
		996	80	2	@66/S67

2.4.3. Evaluation of The Worst Case

Investigation has been done on all the possible configurations for searching the worst cases. The following table is a list of the test modes shown in this test report.

Test Items	Mode
Conducted Output Power and E.I.R.P.	ax160, MIMO
Power Spectral Density	a, ax40, MIMO; ax80, MIMO
Occupied Bandwidth and Emission Bandwidth	ax160 Full ru
Emission Mask	Each Bandwidth
Contention Based Protocol	Each U-NII Band and Each Bandwidth
Frequency Stability	Unmodulated Signal
Conducted Emission	Normal Use
Restricted Frequency Bands	ax160 in U-NII 5&8
Radiated Emission	ax160

Note 1: The worst-case mode in all data rates has been determined during the pre-scan, only the test data of the worst-case were recorded in this report.

Note 2: Full RU and Partial RU were evaluated respectively by performing radiated emission test, only the worst data (Full RU) were recorded in the present document.

2.5. Test Conditions

Temperature (°C):	15-35
Relative Humidity (%):	30-60
Atmospheric Pressure (kPa):	86-106

2.6. Test Setup Layout Diagram

2.6.1. Conducted Measurement

1) For Output Power:

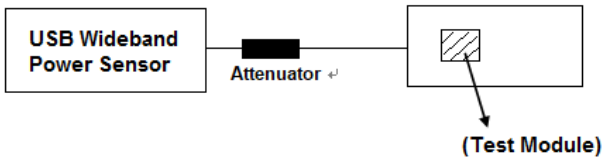

2) For Contention Based Protocol:

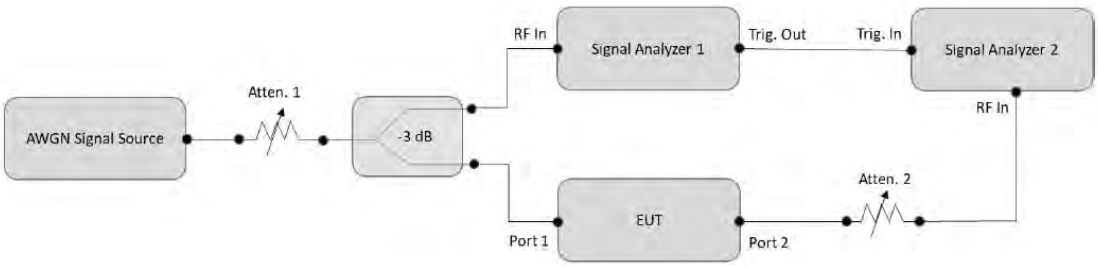

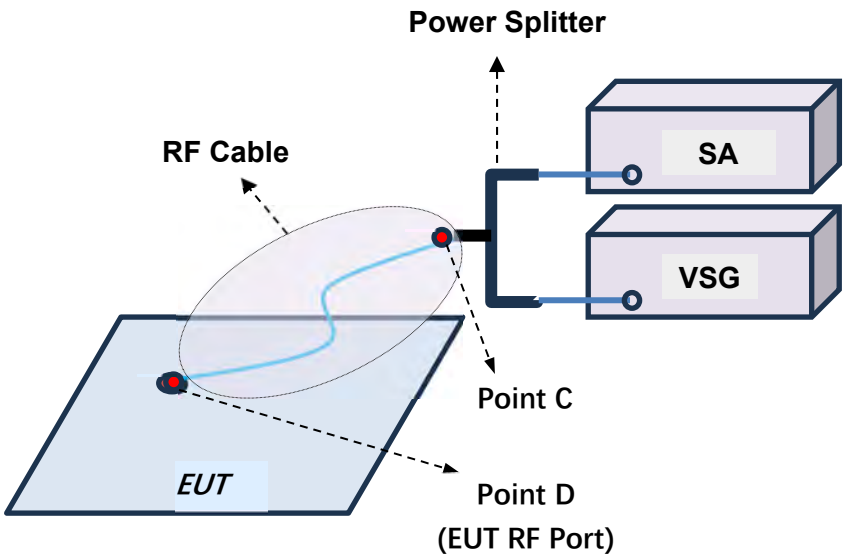

3) For Frequency Stability:

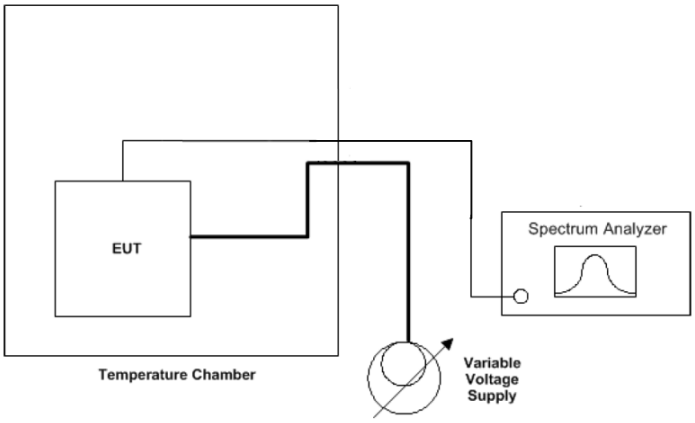

4) For other items:

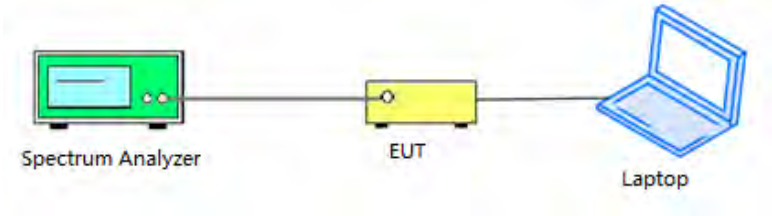

2.6.2. Conducted Emission Measurement

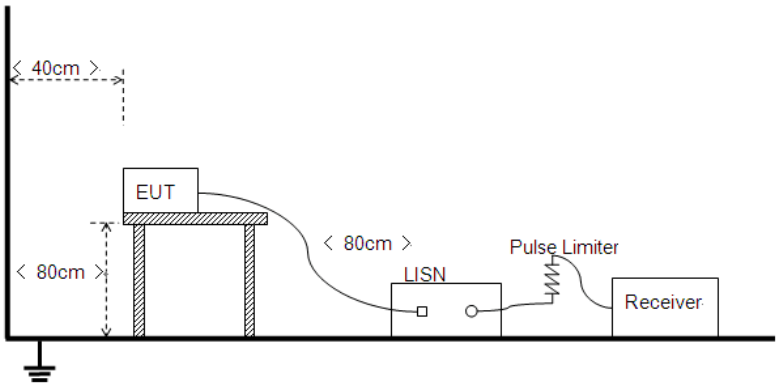

2.6.3. Radiation Measurement

1) For radiated emissions from 9kHz to 30MHz

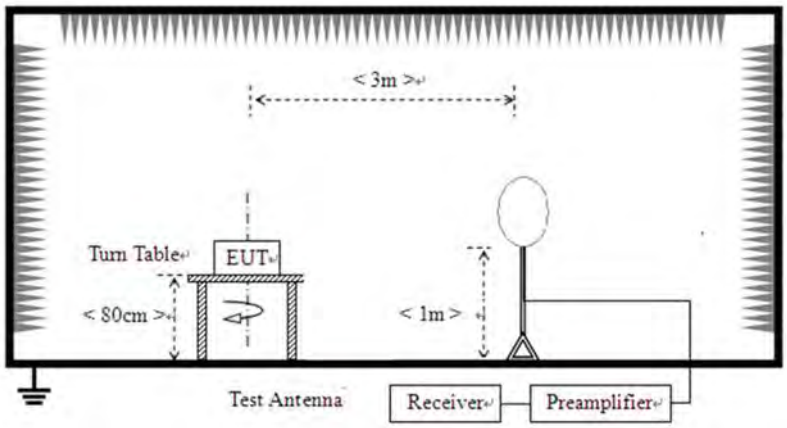

2) For radiated emissions from 30MHz to1GHz

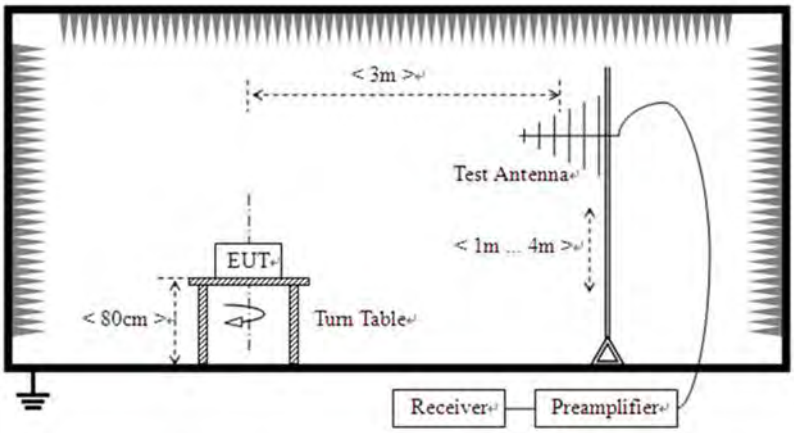

3) For radiated emissions above 1GHz

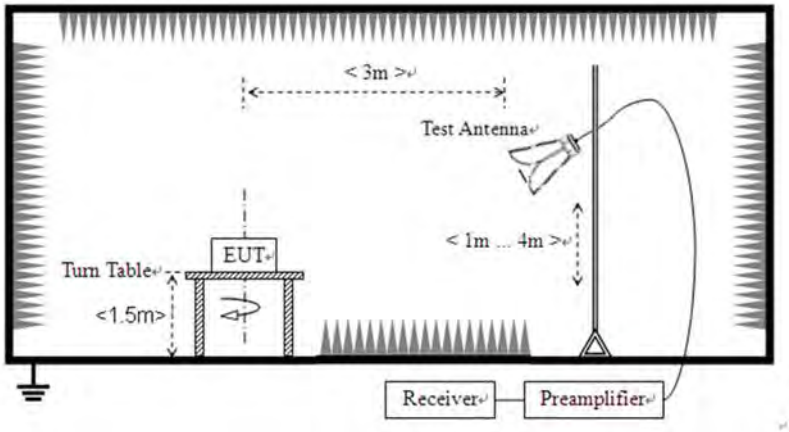

3. Description of Test Items and Results

3.1. Antenna Requirement

3.1.1. Requirement

According to FCC 15.203, an intentional radiator shall be designed to ensure that no antenna other than that furnished by the responsible party shall be used with the device. The use of a permanently attached antenna or of an antenna that uses a unique coupling to the intentional radiator shall be considered sufficient to comply with the provisions of this section.

3.1.2. Test Result

Antenna location	Antenna Type	Coupling Method
☒Internal ☐External	☐FPC Antenna ☐Spring Antenna ☐Ceramic Antenna ☐Integrated Antenna ☐Dipole Antenna ☐PCB Antenna ☒PIFA Antenna	☒I-PEX Connector ☐SMA Connector ☐RP-SMA Connector ☐Metal Shrapnel ☐Layout

3.2. Duty Cycle, Transmission Duration, and Maximum Power Control Level

3.2.1. Requirement

All measurements are to be performed with the EUT transmitting at 100% duty cycle at its maximum power control level; however, if 100% duty cycle cannot be achieved, measurements of duty cycle, x, and maximum-power transmission duration, T, are required for each tested mode of operation. The duty cycle is considered to be constant if variations are less than ±2%; otherwise, the duty cycle is considered to be non-constant.

1) T refers to the minimum transmission duration over which the transmitter is on and is transmitting at its maximum power control level for the tested mode of operation.
2) Duty cycle (x), as used in this document, refers to the fraction of time over which the transmitter is on and is transmitting at its maximum power control level.
3) The term “maximum power control level” is intended to distinguish between operating power levels of the EUT and differences in power levels of individual symbols that occur with some modulation types such as quadrature amplitude modulation (QAM). During testing, the EUT is not required to transmit continuously its highest possible symbol power level. Rather, it shall transmit all of the symbols and shall do so at the highest power control level (i.e., highest operating power level) of the EUT.

3.2.2. Test Procedures

Refer to section II.B.2 of KDB 789033 D02.

3.2.3. Test Setup Layout

Refer to chapter 2.6.1 in this report.

3.2.4. Test Result

Refer to Annex A.1 in this report.

3.3. Conducted Output Power and E.I.R.P.

3.3.1. Requirement

Device Class	U-NII Band	EIRP	Clause
Standard-Power AP	U-NII 5 U-NII 7	36dBm (<=21dBm@>30° for outdoor device)	15.407(a)(4)
Client Connected to Standard-Power AP			
Client Device (Except fixed client)		30dBm (Power below its associated standard power access point's authorized transmit power <=6dB)	15.407(a)(7)
Low-Power AP	U-NII 5 U-NII 6 U-NII 7 U-NII 8	30dBm	15.407(a)(5)
Client Connected to Low-Power AP		24dBm	15.407(a)(8)
Subordinate Device		30dBm	15.407(a)(6)

3.3.2. Test Procedures

Refer to the Method PM-G which in section II.C.1. of KDB 789033 D02.

3.3.3. Test Setup Layout

Refer to chapter 2.6.1 in this report.

3.3.4. Test Result

Refer to Annex A.2 in this report.

3.4. Occupied Bandwidth and Emission Bandwidth

3.4.1. Requirement

The occupied bandwidth is the bandwidth containing 99 % of the power of the signal.

The emission bandwidth here is the width of the spectral envelope of the modulated signal, at an amplitude level reduced from a reference value by a specified ratio of 26dB.

The maximum occupied bandwidth for U-NII devices in the 5.925-7.125 GHz band is 320 megahertz.

There is no requirement on the occupied bandwidth and emission bandwidth itself, but the value of emission bandwidth is required in other test items, such as emission mask, etc.

3.4.1. Test Procedures

Refer to section II.C.1. of KDB 789033 D02.

3.4.2. Test Setup Layout

Refer to chapter 2.6.1 in this report.

3.4.3. Test Result

Refer to Annex A.3 in this report.

3.5. Power Spectral Density

3.5.1. Requirement

Device Class	U-NII Band	EIRP.SD	Clause
Standard-Power AP	U-NII 5 U-NII 7	23dBm/MHz	15.407(a)(4)
Client Connected to Standard-Power AP			
Client Device (Except fixed client)		17dBm/MHz	15.407(a)(7)
Low-Power AP	U-NII 5 U-NII 6 U-NII 7 U-NII 8	5dBm/MHz	15.407(a)(5)
Client Connected to Low-Power AP		-1dBm/MHz	15.407(a)(8)
Subordinate Device		5dBm/MHz	15.407(a)(6)

3.5.2. Test Procedures

Refer to section II.F of KDB 789033 D02.

3.5.3. Test Setup Layout

Refer to chapter 2.6.1 in this report.

3.5.4. Test Result

Refer to Annex A.4 in this report.

3.6. Emission Mask

3.6.1. Requirement

For transmitters operating within the 5.925–7.125GHz bands: Power spectral density must be suppressed by 20dB at 1 MHz outside of channel edge, by 28dB at one channel bandwidth from the channel center, and by 40dB at one- and one-half times the channel bandwidth away from channel center. At frequencies between one megahertz outside an unlicensed device's channel edge and one channel bandwidth from the center of the channel, the limits must be linearly interpolated between 20dB and 28dB suppression, and at frequencies between one and one- and one-half times an unlicensed device's channel bandwidth, the limits must be linearly interpolated between 28dB and 40dB suppression. Emissions removed from the channel center by more than one- and one-half times the channel bandwidth must be suppressed by at least 40dB.

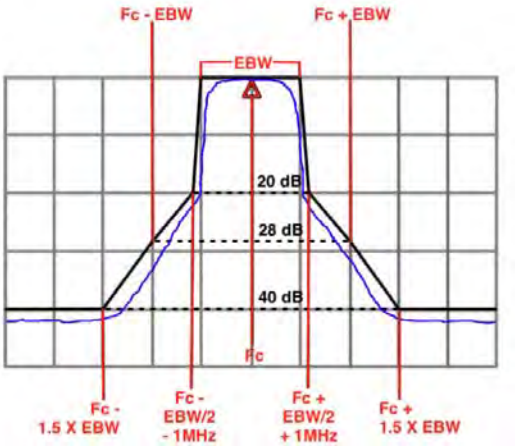

Generic Emission Mask

3.6.2. Test Procedures

Refer to section II.J of KDB 987594 D02.

3.6.3. Test Setup Layout

Refer to chapter 2.6.1 in this report.

3.6.4. Test Result

Refer to Annex A.5 in this report.

3.7. Contention Based Protocol

3.7.1. Requirement

Indoor access points, subordinate devices and client devices operating in the 5.925-7.125GHz band are required to use technologies that include a contention-based protocol to avoid co-channel interference with incumbent devices sharing the band. To ensure incumbent co-channel operations are detected in a technology-agnostic manner, unlicensed devices are required to detect co-channel radio frequency energy (energy detect) and avoid simultaneous transmission.

Unlicensed low-power indoor devices must detect co-channel radio frequency power that is at least -62dBm or lower. Upon detection of energy in the band, unlicensed low power indoor devices must vacate the channel (in which incumbent signal is transmitted) and stay off the incumbent channel as long as detected radio frequency power is equal to or greater than the threshold (-62dBm). The -62dBm (or lower) threshold is referenced to a 0dBi antenna gain.

To ensure incumbent operations are reliably detected in the band, low power indoor devices must detect RF energy throughout their intended operating channel. Additionally, low-power indoor devices must detect co-channel energy with 90% or greater certainty.

<table>
<tr><th>Parameters</th><th>Limit</th></tr>
<tr><td>Detection Threshold</td><td>≤ -62dBm</td></tr>
<tr><td>Detection Probability</td><td>≥ 90%</td></tr>
<tr><td>Simulating Incumbent Signal Type</td><td>AWGN</td></tr>
<tr><td>Simulating Incumbent Signal Bandwidth</td><td>10MHz</td></tr>
<tr><td>Number of tests</td><td>
<table>
<tr><th>If</th><th>Number of Tests</th><th>Placement of Incumbent Transmission</th></tr>
<tr><td>$BW_{EUT} \leq BW_{Inc}$</td><td>Once</td><td>Tune incumbent and EUT transmissions ($f_{c1} = f_{c2}$)</td></tr>
<tr><td>$BW_{Inc} < BW_{EUT} \leq 2BW_{Inc}$</td><td>Once</td><td>Incumbent transmission is contained within BW_{EUT}</td></tr>
<tr><td>$2BW_{Inc} < BW_{EUT} \leq 4BW_{Inc}$</td><td>Twice. Incumbent transmission is contained within BW_{EUT}</td><td>Incumbent transmission is located as closely as possible to the lower edge and upper edge, respectively, of the EUT channel</td></tr>
<tr><td>$BW_{EUT} > 4BW_{Inc}$</td><td>Three times</td><td>Incumbent transmission is located as closely as possible to the lower edge of the EUT channel, in the middle of EUT channel, and as closely as possible to the upper edge of the EUT channel</td></tr>
</table>
where:
BW_{EUT}: Transmission bandwidth of EUT signal
BW_{Inc}: Transmission bandwidth of the simulated incumbent signal (10 MHz wide AWGN signal)
f_{c1}: Center frequency of EUT transmission
f_{c2}: Center frequency of simulated incumbent signal
</td></tr>
</table>

Min_{DL} is the Minimum AWGN single level that the EUT detects and determines the medium is busy.

3.7.2. Test Procedures

Refer to section II.J of KDB 987594 D02.

3.7.3. Test Setup Layout

Refer to chapter 2.6.1 in this report.

3.7.4. Test Result

Refer to Annex A.6 in this report.

3.8. Frequency Stability

3.8.1. Requirement

Manufacturers of U-NII devices are responsible for ensuring frequency stability such that an emission is maintained within the band of operation under all conditions of normal operation as specified in the user's manual.

3.8.2. Test Procedures

Refer to section 6.8 of ANSI C63.10.

3.8.3. Test Setup Layout

Refer to chapter 2.6.1 in this report.

3.8.4. Test Result

Refer to Annex A.7 in this report.

3.9. Conducted Emission

3.9.1. Requirement

According to FCC section 15.207, for an intentional radiator that is designed to be connected to the public utility (AC) power line, the radio frequency voltage that is conducted back onto the AC power line on any frequency within the band 150kHz to 30MHz shall not exceed the limits in the following table, as measured using a 50μH/50Ω line impedance stabilization network (LISN).

Frequency Range (MHz)	Conducted Limit (dBμV)	
	Quai-peak	Average
0.15 - 0.50	66 to 56	56 to 46
0.50 - 5	56	46
5 - 30	60	50

Note:

(a) The lower limit shall apply at the band edges.

(b) The limit decreases linearly with the logarithm of the frequency in the range 0.15 - 0.50MHz.

3.9.2. Test Procedures

The Table-top EUT was placed upon a non-metallic table 0.8m above the horizontal metal reference ground plane. EUT was connected to LISN and LISN was connected to reference Ground Plane. EUT was 80cm from LISN. The set-up and test methods were according to ANSI C63.10.

3.9.3. Test Setup Layout

Refer to chapter 2.6.2 in this report.

3.9.4. Test Result

Refer to Annex A.8 in this report.

3.10. Restricted Frequency Bands

3.10.1. Requirement

Radiated emissions which fall in the restricted bands, as defined in Section 15.205(a), should comply with the radiated emission limits specified in Section 15.209(a) (below table).

Frequency (MHz)	Field Strength (μV/m)	Measurement Distance (m)
0.009 - 0.490	2400/F(kHz)	300
0.490 - 1.705	24000/F(kHz)	30
1.705 - 30.0	30	30
30 - 88	100	3
88 - 216	150	3
216 - 960	200	3
Above 960	500	3

The following formula is used to convert the equipment isotropic radiated power(e.i.r.p.) to field strength (dBμV/m):

$$E = 1000000 \times \sqrt{30P} / 3 \ \mu V/m$$

where P is the EIRP in Watts

Therefore: -27 dBm/MHz = 68.23 dBuV/m

Unwanted emissions below 1 GHz must comply with the general field strength limits set forth in § 15.209. According to FCC section 15.209 (a), except as provided elsewhere in this subpart, the emissions from an intentional radiator shall not exceed the field strength levels specified in the above table.

For Above 1000MHz, the emission limit in above is based on measurement instrumentation employing an average detector, measurement using instrumentation with a peak detector function, corresponding to 20dB above the maximum permitted average limit.

3.10.2. Test Procedures

The EUT is located in a 3m Semi-Anechoic Chamber; the antenna factors, cable loss and so on of the site as factors are calculated to correct the reading.

KDB 789033 Section H) 3)5)6(d)) was used in order to prove compliance

For the Test Antenna:

Test Antenna is 3m away from the EUT. Test Antenna height is varied from 1m to 4m above the ground to determine the maximum value of the field strength.

3.10.3. Test Setup Layout

Refer to chapter 2.6.3 in this report.

3.10.4. Test Result

Refer to Annex A.9 in this report.

3.11. Radiated Emission

3.11.1. Requirement

For transmitters operating within the 5.925–7.125 GHz band: Any emissions outside of the 5.925–7.125 GHz band must not exceed an e.i.r.p. of −27 dBm/MHz.

The following formula is used to convert the equipment isotropic radiated power(e.i.r.p.) to field strength (dBμV/m);

$$E = 1000000 \times \sqrt{30P} / 3 \ \mu V/m$$

where P is the EIRP in Watts

Therefore: -27 dBm/MHz = 68.23 dBuV/m

Unwanted emissions below 1 GHz must comply with the general field strength limits set forth in § 15.209. According to FCC section 15.209 (a), except as provided elsewhere in this subpart, the emissions from an intentional radiator shall not exceed the field strength levels specified in the following table:

Frequency (MHz)	Field Strength (μV/m)	Measurement Distance (m)
0.009 - 0.490	2400/F(kHz)	300
0.490 - 1.705	24000/F(kHz)	30
1.705 - 30.0	30	30
30 - 88	100	3
88 - 216	150	3
216 - 960	200	3
Above 960	500	3

For Above 1000MHz, the emission limit in this paragraph is based on measurement instrumentation employing an average detector, measurement using instrumentation with a peak detector function, corresponding to 20dB above the maximum permitted average limit.

3.11.2. Test Procedures

The EUT is placed on a non-conducting table 80 cm above the ground plane for measurement below 1GHz; 1.5 m above the ground plane for measurement above 1GHz.The antenna to EUT

distance is 3meters. The EUT is configured in accordance with ANSI C63.10. The EUT is set to transmit in a continuous mode.

For measurements below 30MHz, the emission limits shown in the above table are based on measurements employing a CISPR quasi-peak detector except for the frequency bands 9kHz-90 kHz, 110kHz-490 kHz. Radiated emission limits in these two bands are based on measurements employing an average detector.

For measurements below 1GHz the resolution bandwidth is set to 100kHz for peak detection measurements or 120kHz for quasi-peak detection measurements. Peak detection is used unless otherwise noted as quasi-peak.

For measurements above 1GHz the resolution bandwidth is set to 1MHz, the video band width is set to 3MHz for peak measurements and as applicable for average measurements.

The EUT is rotated through 360 degrees to maximize emissions received. The antenna is scanned from 1 to 4 meters above the ground plane to further maximize the emission. Measurements are made with the antenna polarized in both the vertical and the horizontal positions. For measurements above 1 GHz, keeping the measurement antenna aimed at the source of emissions at each frequency of significant emissions, with polarization oriented for maximum response.

3.11.3. Test Setup Layout

Refer to chapter 2.6.3 in this report.

3.11.4. Test Result

Refer to Annex A.10 in this report.

Annex A Test Data and Result

A.1. Duty Cycle of Test Signal

Condition	Mode	Frequency (MHz)	Antenna	Duty Cycle (%)	Correction Factor (dB)	1/T (kHz)
NVNT	a SISO	5955	Ant1	100	0	0
NVNT	a SISO	6175	Ant1	100	0	0
NVNT	a SISO	6415	Ant1	100	0	0
NVNT	a SISO	6435	Ant1	100	0	0
NVNT	a SISO	6475	Ant1	100	0	0
NVNT	a SISO	6515	Ant1	100	0	0
NVNT	a SISO	6535	Ant1	100	0	0
NVNT	a SISO	6695	Ant1	100	0	0
NVNT	a SISO	6855	Ant1	100	0	0
NVNT	a SISO	6875	Ant1	100	0	0
NVNT	a SISO	6995	Ant1	100	0	0
NVNT	a SISO	7115	Ant1	100	0	0
NVNT	a SISO	5955	Ant2	100	0	0
NVNT	a SISO	6175	Ant2	100	0	0
NVNT	a SISO	6415	Ant2	100	0	0
NVNT	a SISO	6435	Ant2	100	0	0
NVNT	a SISO	6475	Ant2	100	0	0
NVNT	a SISO	6515	Ant2	100	0	0
NVNT	a SISO	6535	Ant2	100	0	0
NVNT	a SISO	6695	Ant2	100	0	0
NVNT	a SISO	6855	Ant2	100	0	0
NVNT	a SISO	6875	Ant2	100	0	0
NVNT	a SISO	6995	Ant2	100	0	0
NVNT	a SISO	7115	Ant2	100	0	0
NVNT	ax20 SISO	5955	Ant1	100	0	0
NVNT	ax20 SISO	6175	Ant1	100	0	0
NVNT	ax20 SISO	6415	Ant1	100	0	0
NVNT	ax20 SISO	6435	Ant1	100	0	0
NVNT	ax20 SISO	6475	Ant1	100	0	0
NVNT	ax20 SISO	6515	Ant1	100	0	0
NVNT	ax20 SISO	6535	Ant1	100	0	0
NVNT	ax20 SISO	6695	Ant1	100	0	0

NVNT	ax20 SISO	6855	Ant1	100	0	0
NVNT	ax20 SISO	6875	Ant1	100	0	0
NVNT	ax20 SISO	6995	Ant1	100	0	0
NVNT	ax20 SISO	7115	Ant1	100	0	0
NVNT	ax20 SISO	5955	Ant2	100	0	0
NVNT	ax20 SISO	6175	Ant2	100	0	0
NVNT	ax20 SISO	6415	Ant2	100	0	0
NVNT	ax20 SISO	6435	Ant2	100	0	0
NVNT	ax20 SISO	6475	Ant2	100	0	0
NVNT	ax20 SISO	6515	Ant2	100	0	0
NVNT	ax20 SISO	6535	Ant2	100	0	0
NVNT	ax20 SISO	6695	Ant2	100	0	0
NVNT	ax20 SISO	6855	Ant2	100	0	0
NVNT	ax20 SISO	6875	Ant2	100	0	0
NVNT	ax20 SISO	6995	Ant2	100	0	0
NVNT	ax20 SISO	7115	Ant2	100	0	0
NVNT	ax20 MIMO	5955	Sum	100	0	0
NVNT	ax20 MIMO	6175	Sum	100	0	0
NVNT	ax20 MIMO	6415	Sum	100	0	0
NVNT	ax20 MIMO	6435	Sum	100	0	0
NVNT	ax20 MIMO	6475	Sum	100	0	0
NVNT	ax20 MIMO	6515	Sum	100	0	0
NVNT	ax20 MIMO	6535	Sum	100	0	0
NVNT	ax20 MIMO	6695	Sum	100	0	0
NVNT	ax20 MIMO	6855	Sum	100	0	0
NVNT	ax20 MIMO	6875	Sum	100	0	0
NVNT	ax20 MIMO	6995	Sum	100	0	0
NVNT	ax20 MIMO	7115	Sum	100	0	0
NVNT	ax40 SISO	5965	Ant1	100	0	0
NVNT	ax40 SISO	6205	Ant1	100	0	0
NVNT	ax40 SISO	6405	Ant1	100	0	0
NVNT	ax40 SISO	6445	Ant1	100	0	0
NVNT	ax40 SISO	6485	Ant1	100	0	0
NVNT	ax40 SISO	6565	Ant1	100	0	0
NVNT	ax40 SISO	6685	Ant1	100	0	0
NVNT	ax40 SISO	6845	Ant1	100	0	0
NVNT	ax40 SISO	6885	Ant1	100	0	0
NVNT	ax40 SISO	6965	Ant1	100	0	0

NVNT	ax40 SISO	7085	Ant1	100	0	0
NVNT	ax40 SISO	5965	Ant2	100	0	0
NVNT	ax40 SISO	6205	Ant2	100	0	0
NVNT	ax40 SISO	6405	Ant2	100	0	0
NVNT	ax40 SISO	6445	Ant2	100	0	0
NVNT	ax40 SISO	6485	Ant2	100	0	0
NVNT	ax40 SISO	6565	Ant2	100	0	0
NVNT	ax40 SISO	6685	Ant2	96.55	0.15	0.36
NVNT	ax40 SISO	6845	Ant2	96.55	0.15	0.36
NVNT	ax40 SISO	6885	Ant2	96.55	0.15	0.36
NVNT	ax40 SISO	6965	Ant2	100	0	0
NVNT	ax40 SISO	7085	Ant2	100	0	0
NVNT	ax40 MIMO	5965	Sum	100	0	0
NVNT	ax40 MIMO	6205	Sum	100	0	0
NVNT	ax40 MIMO	6405	Sum	100	0	0
NVNT	ax40 MIMO	6445	Sum	96.55	0.15	0.36
NVNT	ax40 MIMO	6485	Sum	96.55	0.15	0.36
NVNT	ax40 MIMO	6565	Sum	100	0	0
NVNT	ax40 MIMO	6685	Sum	97.22	0.12	0.36
NVNT	ax40 MIMO	6845	Sum	97.22	0.12	0.36
NVNT	ax40 MIMO	6885	Sum	97.22	0.12	0.36
NVNT	ax40 MIMO	6965	Sum	96.55	0.15	0.36
NVNT	ax40 MIMO	7085	Sum	100	0	0
NVNT	ax80 SISO	5985	Ant1	93.33	0.3	0.71
NVNT	ax80 SISO	6225	Ant1	93.33	0.3	0.71
NVNT	ax80 SISO	6385	Ant1	100	0	0
NVNT	ax80 SISO	6465	Ant1	93.33	0.3	0.71
NVNT	ax80 SISO	6625	Ant1	93.33	0.3	0.71
NVNT	ax80 SISO	6705	Ant1	93.33	0.3	0.71
NVNT	ax80 SISO	6785	Ant1	100	0	0
NVNT	ax80 SISO	6945	Ant1	100	0	0
NVNT	ax80 SISO	7025	Ant1	93.33	0.3	0.71
NVNT	ax80 SISO	5985	Ant2	100	0	0
NVNT	ax80 SISO	6225	Ant2	100	0	0
NVNT	ax80 SISO	6385	Ant2	100	0	0
NVNT	ax80 SISO	6465	Ant2	100	0	0
NVNT	ax80 SISO	6625	Ant2	94.67	0.24	0.7
NVNT	ax80 SISO	6705	Ant2	93.33	0.3	0.71

NVNT	ax80 SISO	6785	Ant2	100	0	0
NVNT	ax80 SISO	6945	Ant2	100	0	0
NVNT	ax80 SISO	7025	Ant2	100	0	0
NVNT	ax80 MIMO	5985	Sum	100	0	0
NVNT	ax80 MIMO	6225	Sum	100	0	0
NVNT	ax80 MIMO	6385	Sum	94.67	0.24	0.7
NVNT	ax80 MIMO	6465	Sum	93.33	0.3	0.71
NVNT	ax80 MIMO	6625	Sum	93.33	0.3	0.71
NVNT	ax80 MIMO	6705	Sum	93.33	0.3	0.71
NVNT	ax80 MIMO	6785	Sum	93.33	0.3	0.71
NVNT	ax80 MIMO	6945	Sum	93.33	0.3	0.71
NVNT	ax80 MIMO	7025	Sum	100	0	0
NVNT	ax160 SISO	6025	Ant1	100	0	0
NVNT	ax160 SISO	6185	Ant1	100	0	0
NVNT	ax160 SISO	6345	Ant1	100	0	0
NVNT	ax160 SISO	6665	Ant1	100	0	0
NVNT	ax160 SISO	6985	Ant1	100	0	0
NVNT	ax160 SISO	6025	Ant2	100	0	0
NVNT	ax160 SISO	6185	Ant2	100	0	0
NVNT	ax160 SISO	6345	Ant2	100	0	0
NVNT	ax160 SISO	6665	Ant2	100	0	0
NVNT	ax160 SISO	6985	Ant2	100	0	0
NVNT	ax160 MIMO	6025	Sum	100	0	0
NVNT	ax160 MIMO	6185	Sum	100	0	0
NVNT	ax160 MIMO	6345	Sum	100	0	0
NVNT	ax160 MIMO	6665	Sum	100	0	0
NVNT	ax160 MIMO	6985	Sum	100	0	0
NVNT	ax20 26@0 SISO	5955	Ant1	100	0	0
NVNT	ax20 26@0 SISO	6175	Ant1	100	0	0
NVNT	ax20 26@0 SISO	6415	Ant1	99.9	0	0
NVNT	ax20 26@0 SISO	6435	Ant1	100	0	0
NVNT	ax20 26@0 SISO	6475	Ant1	100	0	0
NVNT	ax20 26@0 SISO	6515	Ant1	100	0	0
NVNT	ax20 26@0 SISO	6535	Ant1	99.9	0	0
NVNT	ax20 26@0 SISO	6695	Ant1	100	0	0
NVNT	ax20 26@0 SISO	6855	Ant1	100	0	0
NVNT	ax20 26@0 SISO	6875	Ant1	100	0	0
NVNT	ax20 26@0 SISO	6995	Ant1	99.9	0	0

NVNT	ax20 26@0 SISO	7115	Ant1	100	0	0
NVNT	ax20 26@0 SISO	5955	Ant2	100	0	0
NVNT	ax20 26@0 SISO	6175	Ant2	99.9	0	0
NVNT	ax20 26@0 SISO	6415	Ant2	100	0	0
NVNT	ax20 26@0 SISO	6435	Ant2	100	0	0
NVNT	ax20 26@0 SISO	6475	Ant2	100	0	0
NVNT	ax20 26@0 SISO	6515	Ant2	100	0	0
NVNT	ax20 26@0 SISO	6535	Ant2	100	0	0
NVNT	ax20 26@0 SISO	6695	Ant2	100	0	0
NVNT	ax20 26@0 SISO	6855	Ant2	100	0	0
NVNT	ax20 26@0 SISO	6875	Ant2	100	0	0
NVNT	ax20 26@0 SISO	6995	Ant2	100	0	0
NVNT	ax20 26@0 SISO	7115	Ant2	100	0	0
NVNT	ax20 26@0 MIMO	5955	Sum	100	0	0
NVNT	ax20 26@0 MIMO	6175	Sum	99.9	0	0
NVNT	ax20 26@0 MIMO	6415	Sum	100	0	0
NVNT	ax20 26@0 MIMO	6435	Sum	100	0	0
NVNT	ax20 26@0 MIMO	6475	Sum	100	0	0
NVNT	ax20 26@0 MIMO	6515	Sum	99.9	0	0
NVNT	ax20 26@0 MIMO	6535	Sum	100	0	0
NVNT	ax20 26@0 MIMO	6695	Sum	100	0	0
NVNT	ax20 26@0 MIMO	6855	Sum	100	0	0
NVNT	ax20 26@0 MIMO	6875	Sum	100	0	0
NVNT	ax20 26@0 MIMO	6995	Sum	100	0	0
NVNT	ax20 26@0 MIMO	7115	Sum	99.9	0	0
NVNT	ax20 52@37 SISO	5955	Ant1	100	0	0

NVNT	ax20 52@37 SISO	6175	Ant1	100	0	0
NVNT	ax20 52@37 SISO	6415	Ant1	99.9	0	0
NVNT	ax20 52@37 SISO	6435	Ant1	100	0	0
NVNT	ax20 52@37 SISO	6475	Ant1	100	0	0
NVNT	ax20 52@37 SISO	6515	Ant1	100	0	0
NVNT	ax20 52@37 SISO	6535	Ant1	100	0	0
NVNT	ax20 52@37 SISO	6695	Ant1	100	0	0
NVNT	ax20 52@37 SISO	6855	Ant1	100	0	0
NVNT	ax20 52@37 SISO	6875	Ant1	100	0	0
NVNT	ax20 52@37 SISO	6995	Ant1	100	0	0
NVNT	ax20 52@37 SISO	7115	Ant1	100	0	0
NVNT	ax20 52@37 SISO	5955	Ant2	100	0	0
NVNT	ax20 52@37 SISO	6175	Ant2	100	0	0
NVNT	ax20 52@37 SISO	6415	Ant2	99.9	0	0
NVNT	ax20 52@37 SISO	6435	Ant2	100	0	0
NVNT	ax20 52@37 SISO	6475	Ant2	100	0	0
NVNT	ax20 52@37 SISO	6515	Ant2	100	0	0
NVNT	ax20 52@37 SISO	6535	Ant2	100	0	0
NVNT	ax20 52@37 SISO	6695	Ant2	100	0	0
NVNT	ax20 52@37	6855	Ant2	100	0	0

	SISO					
NVNT	ax20 52@37 SISO	6875	Ant2	100	0	0
NVNT	ax20 52@37 SISO	6995	Ant2	100	0	0
NVNT	ax20 52@37 SISO	7115	Ant2	100	0	0
NVNT	ax20 52@37 MIMO	5955	Sum	100	0	0
NVNT	ax20 52@37 MIMO	6175	Sum	100	0	0
NVNT	ax20 52@37 MIMO	6415	Sum	100	0	0
NVNT	ax20 52@37 MIMO	6435	Sum	100	0	0
NVNT	ax20 52@37 MIMO	6475	Sum	100	0	0
NVNT	ax20 52@37 MIMO	6515	Sum	100	0	0
NVNT	ax20 52@37 MIMO	6535	Sum	100	0	0
NVNT	ax20 52@37 MIMO	6695	Sum	100	0	0
NVNT	ax20 52@37 MIMO	6855	Sum	100	0	0
NVNT	ax20 52@37 MIMO	6875	Sum	100	0	0
NVNT	ax20 52@37 MIMO	6995	Sum	100	0	0
NVNT	ax20 52@37 MIMO	7115	Sum	100	0	0
NVNT	ax20 106@53 SISO	5955	Ant1	100	0	0
NVNT	ax20 106@53 SISO	6175	Ant1	100	0	0
NVNT	ax20 106@53 SISO	6415	Ant1	100	0	0
NVNT	ax20 106@53 SISO	6435	Ant1	100	0	0

NVNT	ax20 106@53 SISO	6475	Ant1	100	0	0
NVNT	ax20 106@53 SISO	6515	Ant1	100	0	0
NVNT	ax20 106@53 SISO	6535	Ant1	100	0	0
NVNT	ax20 106@53 SISO	6695	Ant1	100	0	0
NVNT	ax20 106@53 SISO	6855	Ant1	100	0	0
NVNT	ax20 106@53 SISO	6875	Ant1	100	0	0
NVNT	ax20 106@53 SISO	6995	Ant1	100	0	0
NVNT	ax20 106@53 SISO	7115	Ant1	100	0	0
NVNT	ax20 106@53 SISO	5955	Ant2	100	0	0
NVNT	ax20 106@53 SISO	6175	Ant2	100	0	0
NVNT	ax20 106@53 SISO	6415	Ant2	100	0	0
NVNT	ax20 106@53 SISO	6435	Ant2	100	0	0
NVNT	ax20 106@53 SISO	6475	Ant2	100	0	0
NVNT	ax20 106@53 SISO	6515	Ant2	100	0	0
NVNT	ax20 106@53 SISO	6535	Ant2	100	0	0
NVNT	ax20 106@53 SISO	6695	Ant2	100	0	0
NVNT	ax20 106@53 SISO	6855	Ant2	100	0	0
NVNT	ax20 106@53 SISO	6875	Ant2	100	0	0
NVNT	ax20 106@53 SISO	6995	Ant2	100	0	0
NVNT	ax20 106@53	7115	Ant2	100	0	0

	SISO					
NVNT	ax20 106@53 MIMO	5955	Sum	100	0	0
NVNT	ax20 106@53 MIMO	6175	Sum	100	0	0
NVNT	ax20 106@53 MIMO	6415	Sum	100	0	0
NVNT	ax20 106@53 MIMO	6435	Sum	100	0	0
NVNT	ax20 106@53 MIMO	6475	Sum	100	0	0
NVNT	ax20 106@53 MIMO	6515	Sum	100	0	0
NVNT	ax20 106@53 MIMO	6535	Sum	100	0	0
NVNT	ax20 106@53 MIMO	6695	Sum	100	0	0
NVNT	ax20 106@53 MIMO	6855	Sum	100	0	0
NVNT	ax20 106@53 MIMO	6875	Sum	100	0	0
NVNT	ax20 106@53 MIMO	6995	Sum	100	0	0
NVNT	ax20 106@53 MIMO	7115	Sum	100	0	0
NVNT	ax40 26@0 SISO	5965	Ant1	100	0	0
NVNT	ax40 26@0 SISO	5965	Ant2	100	0	0
NVNT	ax40 26@0 MIMO	5965	Sum	100	0	0
NVNT	ax40 52@37 SISO	5965	Ant1	100	0	0
NVNT	ax40 52@37 SISO	5965	Ant2	100	0	0
NVNT	ax40 52@37 MIMO	5965	Sum	100	0	0
NVNT	ax40 106@53 SISO	5965	Ant1	100	0	0
NVNT	ax40 106@53 SISO	5965	Ant2	100	0	0

NVNT	ax40 106@53 MIMO	5965	Sum	100	0	0
NVNT	ax40 242@61 SISO	5965	Ant1	100	0	0
NVNT	ax40 242@61 SISO	5965	Ant2	100	0	0
NVNT	ax40 242@61 MIMO	5965	Sum	100	0	0
NVNT	ax80 26@0 SISO	5985	Ant1	100	0	0
NVNT	ax80 26@0 SISO	5985	Ant2	100	0	0
NVNT	ax80 26@0 MIMO	5985	Sum	100	0	0
NVNT	ax80 52@37 SISO	5985	Ant1	100	0	0
NVNT	ax80 52@37 SISO	5985	Ant2	100	0	0
NVNT	ax80 52@37 MIMO	5985	Sum	100	0	0
NVNT	ax80 106@53 SISO	5985	Ant1	100	0	0
NVNT	ax80 106@53 SISO	5985	Ant2	100	0	0
NVNT	ax80 106@53 MIMO	5985	Sum	100	0	0
NVNT	ax80 242@61 SISO	5985	Ant1	100	0	0
NVNT	ax80 242@61 SISO	5985	Ant2	100	0	0
NVNT	ax80 242@61 MIMO	5985	Sum	100	0	0
NVNT	ax80 484@65 SISO	5985	Ant1	100	0	0
NVNT	ax80 484@65 SISO	5985	Ant2	100	0	0
NVNT	ax80 484@65 MIMO	5985	Sum	100	0	0
NVNT	ax160 26@0 SISO	6025	Ant1	100	0	0
NVNT	ax160 26@0	6025	Ant2	100	0	0

	SISO					
NVNT	ax160 26@0 MIMO	6025	Sum	99.22	0.03	0.2
NVNT	ax160 52@74 SISO	6025	Ant1	100	0	0
NVNT	ax160 52@74 SISO	6025	Ant2	100	0	0
NVNT	ax160 52@74 MIMO	6025	Sum	99.9	0	0
NVNT	ax160 106@106 SISO	6025	Ant1	100	0	0
NVNT	ax160 106@106 SISO	6025	Ant2	100	0	0
NVNT	ax160 106@106 MIMO	6025	Sum	100	0	0
NVNT	ax160 242@122 SISO	6025	Ant1	100	0	0
NVNT	ax160 242@122 SISO	6025	Ant2	100	0	0
NVNT	ax160 242@122 MIMO	6025	Sum	100	0	0
NVNT	ax160 484@130 SISO	6025	Ant1	100	0	0
NVNT	ax160 484@130 SISO	6025	Ant2	100	0	0
NVNT	ax160 484@130 MIMO	6025	Sum	100	0	0
NVNT	ax160 966@134 SISO	6025	Ant1	100	0	0
NVNT	ax160 966@134 SISO	6025	Ant2	100	0	0
NVNT	ax160 966@134 MIMO	6025	Sum	100	0	0

A.2. Conducted Output Power and E.I.R.P.

Condition	Mode	Frequency (MHz)	Antenna	Conducted Power (dBm)	Duty Factor (dB)	Total Power (dBm)	Gain (dBi)	eirp Power	Limit (dBm)	Verdict
NVNT	a SISO	5955	Ant1	7.68	0	7.68	2.1	9.78	24	Pass
NVNT	a SISO	6175	Ant1	7.66	0	7.66	2.1	9.76	24	Pass
NVNT	a SISO	6415	Ant1	5.89	0	5.89	2.1	7.99	24	Pass
NVNT	a SISO	6435	Ant1	7.39	0	7.39	2.1	9.49	24	Pass
NVNT	a SISO	6475	Ant1	7.36	0	7.36	2.1	9.46	24	Pass
NVNT	a SISO	6515	Ant1	6.85	0	6.85	2.1	8.95	24	Pass
NVNT	a SISO	6535	Ant1	7.28	0	7.28	2.1	9.38	24	Pass
NVNT	a SISO	6695	Ant1	7.82	0	7.82	2.1	9.92	24	Pass
NVNT	a SISO	6855	Ant1	7.33	0	7.33	2.1	9.43	24	Pass
NVNT	a SISO	6875	Ant1	7.32	0	7.32	2.1	9.42	24	Pass
NVNT	a SISO	6995	Ant1	7.76	0	7.76	2.1	9.86	24	Pass
NVNT	a SISO	7115	Ant1	7.54	0	7.54	2.1	9.64	24	Pass
NVNT	a SISO	5955	Ant2	8.08	0	8.08	1.2	9.28	24	Pass
NVNT	a SISO	6175	Ant2	7.84	0	7.84	1.2	9.04	24	Pass
NVNT	a SISO	6415	Ant2	6.6	0	6.6	1.2	7.8	24	Pass
NVNT	a SISO	6435	Ant2	7.88	0	7.88	1.2	9.08	24	Pass
NVNT	a SISO	6475	Ant2	8.01	0	8.01	1.2	9.21	24	Pass
NVNT	a SISO	6515	Ant2	7.82	0	7.82	1.2	9.02	24	Pass
NVNT	a SISO	6535	Ant2	8.11	0	8.11	1.2	9.31	24	Pass
NVNT	a SISO	6695	Ant2	8.2	0	8.2	1.2	9.4	24	Pass
NVNT	a SISO	6855	Ant2	8.48	0	8.48	1.2	9.68	24	Pass
NVNT	a SISO	6875	Ant2	8.46	0	8.46	1.2	9.66	24	Pass
NVNT	a SISO	6995	Ant2	7.86	0	7.86	1.2	9.06	24	Pass
NVNT	a SISO	7115	Ant2	8.35	0	8.35	1.2	9.55	24	Pass
NVNT	ax20 SISO	5955	Ant1	7.33	0	7.33	2.1	9.43	24	Pass
NVNT	ax20 SISO	6175	Ant1	7.5	0	7.5	2.1	9.6	24	Pass
NVNT	ax20 SISO	6415	Ant1	5.51	0	5.51	2.1	7.61	24	Pass
NVNT	ax20 SISO	6435	Ant1	6.92	0	6.92	2.1	9.02	24	Pass
NVNT	ax20 SISO	6475	Ant1	6.89	0	6.89	2.1	8.99	24	Pass
NVNT	ax20 SISO	6515	Ant1	6.57	0	6.57	2.1	8.67	24	Pass
NVNT	ax20 SISO	6535	Ant1	6.99	0	6.99	2.1	9.09	24	Pass
NVNT	ax20 SISO	6695	Ant1	7.2	0	7.2	2.1	9.3	24	Pass
NVNT	ax20 SISO	6855	Ant1	6.89	0	6.89	2.1	8.99	24	Pass
NVNT	ax20 SISO	6875	Ant1	6.65	0	6.65	2.1	8.75	24	Pass

NVNT	ax20 SISO	6995	Ant1	7.1	0	7.1	2.1	9.2	24	Pass
NVNT	ax20 SISO	7115	Ant1	6.86	0	6.86	2.1	8.96	24	Pass
NVNT	ax20 SISO	5955	Ant2	7.87	0	7.87	1.2	9.07	24	Pass
NVNT	ax20 SISO	6175	Ant2	7.8	0	7.8	1.2	9	24	Pass
NVNT	ax20 SISO	6415	Ant2	6.41	0	6.41	1.2	7.61	24	Pass
NVNT	ax20 SISO	6435	Ant2	7.68	0	7.68	1.2	8.88	24	Pass
NVNT	ax20 SISO	6475	Ant2	7.82	0	7.82	1.2	9.02	24	Pass
NVNT	ax20 SISO	6515	Ant2	7.73	0	7.73	1.2	8.93	24	Pass
NVNT	ax20 SISO	6535	Ant2	7.96	0	7.96	1.2	9.16	24	Pass
NVNT	ax20 SISO	6695	Ant2	7.76	0	7.76	1.2	8.96	24	Pass
NVNT	ax20 SISO	6855	Ant2	8.47	0	8.47	1.2	9.67	24	Pass
NVNT	ax20 SISO	6875	Ant2	8.32	0	8.32	1.2	9.52	24	Pass
NVNT	ax20 SISO	6995	Ant2	7.78	0	7.78	1.2	8.98	24	Pass
NVNT	ax20 SISO	7115	Ant2	7.98	0	7.98	1.2	9.18	24	Pass
NVNT	ax20 MIMO	5955	Ant1	4.02	0	4.02	2.1	6.12	24	Pass
NVNT	ax20 MIMO	5955	Ant2	4.85	0	4.85	1.2	6.05	24	Pass
NVNT	ax20 MIMO	5955	Sum					9.1	24	Pass
NVNT	ax20 MIMO	6175	Ant1	4.54	0	4.54	2.1	6.64	24	Pass
NVNT	ax20 MIMO	6175	Ant2	5.01	0	5.01	1.2	6.21	24	Pass
NVNT	ax20 MIMO	6175	Sum					9.44	24	Pass
NVNT	ax20 MIMO	6415	Ant1	2.22	0	2.22	2.1	4.32	24	Pass
NVNT	ax20 MIMO	6415	Ant2	3.6	0	3.6	1.2	4.8	24	Pass
NVNT	ax20 MIMO	6415	Sum					7.58	24	Pass
NVNT	ax20 MIMO	6435	Ant1	3.83	0	3.83	2.1	5.93	24	Pass
NVNT	ax20 MIMO	6435	Ant2	4.93	0	4.93	1.2	6.13	24	Pass
NVNT	ax20 MIMO	6435	Sum					9.04	24	Pass
NVNT	ax20 MIMO	6475	Ant1	3.23	0	3.23	2.1	5.33	24	Pass
NVNT	ax20 MIMO	6475	Ant2	5.05	0	5.05	1.2	6.25	24	Pass
NVNT	ax20 MIMO	6475	Sum					8.82	24	Pass
NVNT	ax20 MIMO	6515	Ant1	3.42	0	3.42	2.1	5.52	24	Pass
NVNT	ax20 MIMO	6515	Ant2	4.86	0	4.86	1.2	6.06	24	Pass
NVNT	ax20 MIMO	6515	Sum					8.81	24	Pass
NVNT	ax20 MIMO	6535	Ant1	4.01	0	4.01	2.1	6.11	24	Pass
NVNT	ax20 MIMO	6535	Ant2	5.15	0	5.15	1.2	6.35	24	Pass
NVNT	ax20 MIMO	6535	Sum					9.24	24	Pass
NVNT	ax20 MIMO	6695	Ant1	4.39	0	4.39	2.1	6.49	24	Pass
NVNT	ax20 MIMO	6695	Ant2	5.06	0	5.06	1.2	6.26	24	Pass
NVNT	ax20 MIMO	6695	Sum					9.39	24	Pass

NVNT	ax20 MIMO	6855	Ant1	3.87	0	3.87	2.1	5.97	24	Pass
NVNT	ax20 MIMO	6855	Ant2	5.44	0	5.44	1.2	6.64	24	Pass
NVNT	ax20 MIMO	6855	Sum					9.33	24	Pass
NVNT	ax20 MIMO	6875	Ant1	3.79	0	3.79	2.1	5.89	24	Pass
NVNT	ax20 MIMO	6875	Ant2	5.39	0	5.39	1.2	6.59	24	Pass
NVNT	ax20 MIMO	6875	Sum					9.26	24	Pass
NVNT	ax20 MIMO	6995	Ant1	4.37	0	4.37	2.1	6.47	24	Pass
NVNT	ax20 MIMO	6995	Ant2	5	0	5	1.2	6.2	24	Pass
NVNT	ax20 MIMO	6995	Sum					9.35	24	Pass
NVNT	ax20 MIMO	7115	Ant1	4.03	0	4.03	2.1	6.13	24	Pass
NVNT	ax20 MIMO	7115	Ant2	5.03	0	5.03	1.2	6.23	24	Pass
NVNT	ax20 MIMO	7115	Sum					9.19	24	Pass
NVNT	ax40 SISO	5965	Ant1	9.52	0	9.52	2.1	11.62	24	Pass
NVNT	ax40 SISO	6205	Ant1	9.72	0	9.72	2.1	11.82	24	Pass
NVNT	ax40 SISO	6405	Ant1	8.84	0	8.84	2.1	10.94	24	Pass
NVNT	ax40 SISO	6445	Ant1	9.22	0	9.22	2.1	11.32	24	Pass
NVNT	ax40 SISO	6485	Ant1	8.94	0	8.94	2.1	11.04	24	Pass
NVNT	ax40 SISO	6565	Ant1	9.08	0	9.08	2.1	11.18	24	Pass
NVNT	ax40 SISO	6685	Ant1	9.43	0	9.43	2.1	11.53	24	Pass
NVNT	ax40 SISO	6845	Ant1	8.88	0	8.88	2.1	10.98	24	Pass
NVNT	ax40 SISO	6885	Ant1	9.19	0	9.19	2.1	11.29	24	Pass
NVNT	ax40 SISO	6965	Ant1	9.43	0	9.43	2.1	11.53	24	Pass
NVNT	ax40 SISO	7085	Ant1	9.08	0	9.08	2.1	11.18	24	Pass
NVNT	ax40 SISO	5965	Ant2	10.35	0	10.35	1.2	11.55	24	Pass
NVNT	ax40 SISO	6205	Ant2	10.11	0	10.11	1.2	11.31	24	Pass
NVNT	ax40 SISO	6405	Ant2	10.14	0	10.14	1.2	11.34	24	Pass
NVNT	ax40 SISO	6445	Ant2	10.04	0	10.04	1.2	11.24	24	Pass
NVNT	ax40 SISO	6485	Ant2	9.93	0	9.93	1.2	11.13	24	Pass
NVNT	ax40 SISO	6565	Ant2	10.15	0	10.15	1.2	11.35	24	Pass
NVNT	ax40 SISO	6685	Ant2	10.16	0	10.16	1.2	11.36	24	Pass
NVNT	ax40 SISO	6845	Ant2	11.16	0	11.16	1.2	12.36	24	Pass
NVNT	ax40 SISO	6885	Ant2	10.94	0	10.94	1.2	12.14	24	Pass
NVNT	ax40 SISO	6965	Ant2	10.36	0	10.36	1.2	11.56	24	Pass
NVNT	ax40 SISO	7085	Ant2	10.61	0	10.61	1.2	11.81	24	Pass
NVNT	ax40 MIMO	5965	Ant1	7.1	0	7.1	2.1	9.2	24	Pass
NVNT	ax40 MIMO	5965	Ant2	8.4	0	8.4	1.2	9.6	24	Pass
NVNT	ax40 MIMO	5965	Sum					12.41	24	Pass
NVNT	ax40 MIMO	6205	Ant1	7.26	0	7.26	2.1	9.36	24	Pass

NVNT	ax40 MIMO	6205	Ant2	8.39	0	8.39	1.2	9.59	24	Pass
NVNT	ax40 MIMO	6205	Sum					12.49	24	Pass
NVNT	ax40 MIMO	6405	Ant1	6.27	0	6.27	2.1	8.37	24	Pass
NVNT	ax40 MIMO	6405	Ant2	8.33	0	8.33	1.2	9.53	24	Pass
NVNT	ax40 MIMO	6405	Sum					12	24	Pass
NVNT	ax40 MIMO	6445	Ant1	6.68	0	6.68	2.1	8.78	24	Pass
NVNT	ax40 MIMO	6445	Ant2	8.4	0	8.4	1.2	9.6	24	Pass
NVNT	ax40 MIMO	6445	Sum					12.22	24	Pass
NVNT	ax40 MIMO	6485	Ant1	5.9	0	5.9	2.1	8	24	Pass
NVNT	ax40 MIMO	6485	Ant2	8.26	0	8.26	1.2	9.46	24	Pass
NVNT	ax40 MIMO	6485	Sum					11.8	24	Pass
NVNT	ax40 MIMO	6565	Ant1	6.14	0	6.14	2.1	8.24	24	Pass
NVNT	ax40 MIMO	6565	Ant2	8.45	0	8.45	1.2	9.65	24	Pass
NVNT	ax40 MIMO	6565	Sum					12.01	24	Pass
NVNT	ax40 MIMO	6685	Ant1	6.45	0	6.45	2.1	8.55	24	Pass
NVNT	ax40 MIMO	6685	Ant2	8.46	0	8.46	1.2	9.66	24	Pass
NVNT	ax40 MIMO	6685	Sum					12.15	24	Pass
NVNT	ax40 MIMO	6845	Ant1	6.51	0	6.51	2.1	8.61	24	Pass
NVNT	ax40 MIMO	6845	Ant2	8.56	0	8.56	1.2	9.76	24	Pass
NVNT	ax40 MIMO	6845	Sum					12.23	24	Pass
NVNT	ax40 MIMO	6885	Ant1	6.23	0	6.23	2.1	8.33	24	Pass
NVNT	ax40 MIMO	6885	Ant2	9.05	0	9.05	1.2	10.25	24	Pass
NVNT	ax40 MIMO	6885	Sum					12.41	24	Pass
NVNT	ax40 MIMO	6965	Ant1	6.35	0	6.35	2.1	8.45	24	Pass
NVNT	ax40 MIMO	6965	Ant2	8.53	0	8.53	1.2	9.73	24	Pass
NVNT	ax40 MIMO	6965	Sum					12.15	24	Pass
NVNT	ax40 MIMO	7085	Ant1	6.3	0	6.3	2.1	8.4	24	Pass
NVNT	ax40 MIMO	7085	Ant2	8.88	0	8.88	1.2	10.08	24	Pass
NVNT	ax40 MIMO	7085	Sum					12.33	24	Pass
NVNT	ax80 SISO	5985	Ant1	11.13	0	11.13	2.1	13.23	24	Pass
NVNT	ax80 SISO	6225	Ant1	11.43	0	11.43	2.1	13.53	24	Pass
NVNT	ax80 SISO	6385	Ant1	10.91	0	10.91	2.1	13.01	24	Pass
NVNT	ax80 SISO	6465	Ant1	10.64	0	10.64	2.1	12.74	24	Pass
NVNT	ax80 SISO	6625	Ant1	10.81	0	10.81	2.1	12.91	24	Pass
NVNT	ax80 SISO	6705	Ant1	10.82	0	10.82	2.1	12.92	24	Pass
NVNT	ax80 SISO	6785	Ant1	11.37	0	11.37	2.1	13.47	24	Pass
NVNT	ax80 SISO	6945	Ant1	11.79	0	11.79	2.1	13.89	24	Pass
NVNT	ax80 SISO	7025	Ant1	11.5	0	11.5	2.1	13.6	24	Pass

NVNT	ax80 SISO	5985	Ant2	13.45	0	13.45	1.2	14.65	24	Pass
NVNT	ax80 SISO	6225	Ant2	13.13	0	13.13	1.2	14.33	24	Pass
NVNT	ax80 SISO	6385	Ant2	13.64	0	13.64	1.2	14.84	24	Pass
NVNT	ax80 SISO	6465	Ant2	13.43	0	13.43	1.2	14.63	24	Pass
NVNT	ax80 SISO	6625	Ant2	13.56	0	13.56	1.2	14.76	24	Pass
NVNT	ax80 SISO	6705	Ant2	13.44	0	13.44	1.2	14.64	24	Pass
NVNT	ax80 SISO	6785	Ant2	13.53	0	13.53	1.2	14.73	24	Pass
NVNT	ax80 SISO	6945	Ant2	13.44	0	13.44	1.2	14.64	24	Pass
NVNT	ax80 SISO	7025	Ant2	14.01	0	14.01	1.2	15.21	24	Pass
NVNT	ax80 MIMO	5985	Ant1	8.72	0	8.72	2.1	10.82	24	Pass
NVNT	ax80 MIMO	5985	Ant2	10.47	0	10.47	1.2	11.67	24	Pass
NVNT	ax80 MIMO	5985	Sum					14.28	24	Pass
NVNT	ax80 MIMO	6225	Ant1	9.52	0	9.52	2.1	11.62	24	Pass
NVNT	ax80 MIMO	6225	Ant2	11.61	0	11.61	1.2	12.81	24	Pass
NVNT	ax80 MIMO	6225	Sum					15.27	24	Pass
NVNT	ax80 MIMO	6385	Ant1	7.84	0	7.84	2.1	9.94	24	Pass
NVNT	ax80 MIMO	6385	Ant2	10.5	0	10.5	1.2	11.7	24	Pass
NVNT	ax80 MIMO	6385	Sum					13.92	24	Pass
NVNT	ax80 MIMO	6465	Ant1	7.74	0	7.74	2.1	9.84	24	Pass
NVNT	ax80 MIMO	6465	Ant2	10.13	0	10.13	1.2	11.33	24	Pass
NVNT	ax80 MIMO	6465	Sum					13.66	24	Pass
NVNT	ax80 MIMO	6625	Ant1	7.5	0	7.5	2.1	9.6	24	Pass
NVNT	ax80 MIMO	6625	Ant2	10.17	0	10.17	1.2	11.37	24	Pass
NVNT	ax80 MIMO	6625	Sum					13.58	24	Pass
NVNT	ax80 MIMO	6705	Ant1	7.71	0	7.71	2.1	9.81	24	Pass
NVNT	ax80 MIMO	6705	Ant2	10.15	0	10.15	1.2	11.35	24	Pass
NVNT	ax80 MIMO	6705	Sum					13.66	24	Pass
NVNT	ax80 MIMO	6785	Ant1	7.76	0	7.76	2.1	9.86	24	Pass
NVNT	ax80 MIMO	6785	Ant2	10.11	0	10.11	1.2	11.31	24	Pass
NVNT	ax80 MIMO	6785	Sum					13.66	24	Pass
NVNT	ax80 MIMO	6945	Ant1	7.76	0	7.76	2.1	9.86	24	Pass
NVNT	ax80 MIMO	6945	Ant2	9.9	0	9.9	1.2	11.1	24	Pass
NVNT	ax80 MIMO	6945	Sum					13.53	24	Pass
NVNT	ax80 MIMO	7025	Ant1	7.5	0	7.5	2.1	9.6	24	Pass
NVNT	ax80 MIMO	7025	Ant2	10.46	0	10.46	1.2	11.66	24	Pass
NVNT	ax80 MIMO	7025	Sum					13.76	24	Pass
NVNT	ax160 SISO	6025	Ant1	13.14	0	13.14	2.1	15.24	24	Pass
NVNT	ax160 SISO	6185	Ant1	13.62	0	13.62	2.1	15.72	24	Pass

NVNT	ax160 SISO	6345	Ant1	13.03	0	13.03	2.1	15.13	24	Pass
NVNT	ax160 SISO	6665	Ant1	12.9	0	12.9	2.1	15	24	Pass
NVNT	ax160 SISO	6985	Ant1	13.63	0	13.63	2.1	15.73	24	Pass
NVNT	ax160 SISO	6025	Ant2	12.01	0	12.01	1.2	13.21	24	Pass
NVNT	ax160 SISO	6185	Ant2	12.19	0	12.19	1.2	13.39	24	Pass
NVNT	ax160 SISO	6345	Ant2	13.12	0	13.12	1.2	14.32	24	Pass
NVNT	ax160 SISO	6665	Ant2	12.76	0	12.76	1.2	13.96	24	Pass
NVNT	ax160 SISO	6985	Ant2	12.71	0	12.71	1.2	13.91	24	Pass
NVNT	ax160 MIMO	6025	Ant1	10.69	0	10.69	2.1	12.79	24	Pass
NVNT	ax160 MIMO	6025	Ant2	12.03	0	12.03	1.2	13.23	24	Pass
NVNT	ax160 MIMO	6025	Sum					16.03	24	Pass
NVNT	ax160 MIMO	6185	Ant1	10.08	0	10.08	2.1	12.18	24	Pass
NVNT	ax160 MIMO	6185	Ant2	12.18	0	12.18	1.2	13.38	24	Pass
NVNT	ax160 MIMO	6185	Sum					15.83	24	Pass
NVNT	ax160 MIMO	6345	Ant1	10.01	0	10.01	2.1	12.11	24	Pass
NVNT	ax160 MIMO	6345	Ant2	13.14	0	13.14	1.2	14.34	24	Pass
NVNT	ax160 MIMO	6345	Sum					16.38	24	Pass
NVNT	ax160 MIMO	6665	Ant1	9.82	0	9.82	2.1	11.92	24	Pass
NVNT	ax160 MIMO	6665	Ant2	12.79	0	12.79	1.2	13.99	24	Pass
NVNT	ax160 MIMO	6665	Sum					16.09	24	Pass
NVNT	ax160 MIMO	6985	Ant1	11.78	0	11.78	2.1	13.88	24	Pass
NVNT	ax160 MIMO	6985	Ant2	13.88	0	13.88	1.2	15.08	24	Pass
NVNT	ax160 MIMO	6985	Sum					17.53	24	Pass
NVNT	ax20 26@0 SISO	5955	Ant1	2.39	0	2.39	2.1	4.49	24	Pass
NVNT	ax20 26@0 SISO	6175	Ant1	-1.48	0	-1.48	2.1	0.62	24	Pass
NVNT	ax20 26@0 SISO	6415	Ant1	-3.4	0	-3.4	2.1	-1.3	24	Pass
NVNT	ax20 26@0 SISO	6435	Ant1	-1.56	0	-1.56	2.1	0.54	24	Pass
NVNT	ax20 26@0 SISO	6475	Ant1	-1.96	0	-1.96	2.1	0.14	24	Pass
NVNT	ax20 26@0 SISO	6515	Ant1	-2.29	0	-2.29	2.1	-0.19	24	Pass
NVNT	ax20 26@0 SISO	6535	Ant1	-1.68	0	-1.68	2.1	0.42	24	Pass
NVNT	ax20 26@0	6695	Ant1	-1.05	0	-1.05	2.1	1.05	24	Pass

	SISO									
NVNT	ax20 26@0 SISO	6855	Ant1	-0.91	0	-0.91	2.1	1.19	24	Pass
NVNT	ax20 26@0 SISO	6875	Ant1	-1.02	0	-1.02	2.1	1.08	24	Pass
NVNT	ax20 26@0 SISO	6995	Ant1	-0.96	0	-0.96	2.1	1.14	24	Pass
NVNT	ax20 26@0 SISO	7115	Ant1	-1.21	0	-1.21	2.1	0.89	24	Pass
NVNT	ax20 26@0 SISO	5955	Ant2	0.34	0	0.34	1.2	1.54	24	Pass
NVNT	ax20 26@0 SISO	6175	Ant2	0.31	0	0.31	1.2	1.51	24	Pass
NVNT	ax20 26@0 SISO	6415	Ant2	-1.28	0	-1.28	1.2	-0.08	24	Pass
NVNT	ax20 26@0 SISO	6435	Ant2	0.12	0	0.12	1.2	1.32	24	Pass
NVNT	ax20 26@0 SISO	6475	Ant2	0.19	0	0.19	1.2	1.39	24	Pass
NVNT	ax20 26@0 SISO	6515	Ant2	0.11	0	0.11	1.2	1.31	24	Pass
NVNT	ax20 26@0 SISO	6535	Ant2	0.39	0	0.39	1.2	1.59	24	Pass
NVNT	ax20 26@0 SISO	6695	Ant2	0.25	0	0.25	1.2	1.45	24	Pass
NVNT	ax20 26@0 SISO	6855	Ant2	0.54	0	0.54	1.2	1.74	24	Pass
NVNT	ax20 26@0 SISO	6875	Ant2	0.68	0	0.68	1.2	1.88	24	Pass
NVNT	ax20 26@0 SISO	6995	Ant2	0.49	0	0.49	1.2	1.69	24	Pass
NVNT	ax20 26@0 SISO	7115	Ant2	0.45	0	0.45	1.2	1.65	24	Pass
NVNT	ax20 26@0 MIMO	5955	Ant1	-4.26	0	-4.26	2.1	-2.16	24	Pass
NVNT	ax20 26@0 MIMO	5955	Ant2	-2.49	0	-2.49	1.2	-1.29	24	Pass
NVNT	ax20 26@0 MIMO	5955	Sum					1.31	24	Pass

NVNT	ax20 26@0 MIMO	6175	Ant1	-4.46	0	-4.46	2.1	-2.36	24	Pass
NVNT	ax20 26@0 MIMO	6175	Ant2	-2.78	0	-2.78	1.2	-1.58	24	Pass
NVNT	ax20 26@0 MIMO	6175	Sum					1.06	24	Pass
NVNT	ax20 26@0 MIMO	6415	Ant1	-6.34	0	-6.34	2.1	-4.24	24	Pass
NVNT	ax20 26@0 MIMO	6415	Ant2	-4.21	0	-4.21	1.2	-3.01	24	Pass
NVNT	ax20 26@0 MIMO	6415	Sum					-0.57	24	Pass
NVNT	ax20 26@0 MIMO	6435	Ant1	-4.78	0	-4.78	2.1	-2.68	24	Pass
NVNT	ax20 26@0 MIMO	6435	Ant2	-2.79	0	-2.79	1.2	-1.59	24	Pass
NVNT	ax20 26@0 MIMO	6435	Sum					0.91	24	Pass
NVNT	ax20 26@0 MIMO	6475	Ant1	-4.92	0	-4.92	2.1	-2.82	24	Pass
NVNT	ax20 26@0 MIMO	6475	Ant2	-2.65	0	-2.65	1.2	-1.45	24	Pass
NVNT	ax20 26@0 MIMO	6475	Sum					0.93	24	Pass
NVNT	ax20 26@0 MIMO	6515	Ant1	-5.25	0	-5.25	2.1	-3.15	24	Pass
NVNT	ax20 26@0 MIMO	6515	Ant2	-2.77	0	-2.77	1.2	-1.57	24	Pass
NVNT	ax20 26@0 MIMO	6515	Sum					0.72	24	Pass
NVNT	ax20 26@0 MIMO	6535	Ant1	-4.99	0	-4.99	2.1	-2.89	24	Pass
NVNT	ax20 26@0 MIMO	6535	Ant2	-2.48	0	-2.48	1.2	-1.28	24	Pass
NVNT	ax20 26@0 MIMO	6535	Sum					1	24	Pass
NVNT	ax20 26@0 MIMO	6695	Ant1	-3.93	0	-3.93	2.1	-1.83	24	Pass
NVNT	ax20 26@0	6695	Ant2	-2.81	0	-2.81	1.2	-1.61	24	Pass

	MIMO									
NVNT	ax20 26@0 MIMO	6695	Sum					1.29	24	Pass
NVNT	ax20 26@0 MIMO	6855	Ant1	-4.6	0	-4.6	2.1	-2.5	24	Pass
NVNT	ax20 26@0 MIMO	6855	Ant2	-2.29	0	-2.29	1.2	-1.09	24	Pass
NVNT	ax20 26@0 MIMO	6855	Sum					1.27	24	Pass
NVNT	ax20 26@0 MIMO	6875	Ant1	-5.06	0	-5.06	2.1	-2.96	24	Pass
NVNT	ax20 26@0 MIMO	6875	Ant2	-2.3	0	-2.3	1.2	-1.1	24	Pass
NVNT	ax20 26@0 MIMO	6875	Sum					1.08	24	Pass
NVNT	ax20 26@0 MIMO	6995	Ant1	-4.33	0	-4.33	2.1	-2.23	24	Pass
NVNT	ax20 26@0 MIMO	6995	Ant2	-2.49	0	-2.49	1.2	-1.29	24	Pass
NVNT	ax20 26@0 MIMO	6995	Sum					1.28	24	Pass
NVNT	ax20 26@0 MIMO	7115	Ant1	-4.44	0	-4.44	2.1	-2.34	24	Pass
NVNT	ax20 26@0 MIMO	7115	Ant2	-2.36	0	-2.36	1.2	-1.16	24	Pass
NVNT	ax20 26@0 MIMO	7115	Sum					1.3	24	Pass
NVNT	ax20 52@37 SISO	5955	Ant1	1.1	0	1.1	2.1	3.2	24	Pass
NVNT	ax20 52@37 SISO	6175	Ant1	1.29	0	1.29	2.1	3.39	24	Pass
NVNT	ax20 52@37 SISO	6415	Ant1	-0.64	0	-0.64	2.1	1.46	24	Pass
NVNT	ax20 52@37 SISO	6435	Ant1	0.72	0	0.72	2.1	2.82	24	Pass
NVNT	ax20 52@37 SISO	6475	Ant1	0.62	0	0.62	2.1	2.72	24	Pass
NVNT	ax20 52@37 SISO	6515	Ant1	0.4	0	0.4	2.1	2.5	24	Pass

NVNT	ax20 52@37 SISO	6535	Ant1	1.38	0	1.38	2.1	3.48	24	Pass
NVNT	ax20 52@37 SISO	6695	Ant1	1.7	0	1.7	2.1	3.8	24	Pass
NVNT	ax20 52@37 SISO	6855	Ant1	1.38	0	1.38	2.1	3.48	24	Pass
NVNT	ax20 52@37 SISO	6875	Ant1	-1.52	0	-1.52	2.1	0.58	24	Pass
NVNT	ax20 52@37 SISO	6995	Ant1	0.57	0	0.57	2.1	2.67	24	Pass
NVNT	ax20 52@37 SISO	7115	Ant1	0.43	0	0.43	2.1	2.53	24	Pass
NVNT	ax20 52@37 SISO	5955	Ant2	3.4	0	3.4	1.2	4.6	24	Pass
NVNT	ax20 52@37 SISO	6175	Ant2	3.15	0	3.15	1.2	4.35	24	Pass
NVNT	ax20 52@37 SISO	6415	Ant2	1.69	0	1.69	1.2	2.89	24	Pass
NVNT	ax20 52@37 SISO	6435	Ant2	3.19	0	3.19	1.2	4.39	24	Pass
NVNT	ax20 52@37 SISO	6475	Ant2	3.43	0	3.43	1.2	4.63	24	Pass
NVNT	ax20 52@37 SISO	6515	Ant2	3.31	0	3.31	1.2	4.51	24	Pass
NVNT	ax20 52@37 SISO	6535	Ant2	3.55	0	3.55	1.2	4.75	24	Pass
NVNT	ax20 52@37 SISO	6695	Ant2	3.23	0	3.23	1.2	4.43	24	Pass
NVNT	ax20 52@37 SISO	6855	Ant2	3.7	0	3.7	1.2	4.9	24	Pass
NVNT	ax20 52@37 SISO	6875	Ant2	3.69	0	3.69	1.2	4.89	24	Pass
NVNT	ax20 52@37 SISO	6995	Ant2	3.49	0	3.49	1.2	4.69	24	Pass
NVNT	ax20 52@37 SISO	7115	Ant2	3.5	0	3.5	1.2	4.7	24	Pass
NVNT	ax20 52@37 MIMO	5955	Ant1	-1.45	0	-1.45	2.1	0.65	24	Pass
NVNT	ax20 52@37	5955	Ant2	0.29	0	0.29	1.2	1.49	24	Pass

	MIMO									
NVNT	ax20 52@37 MIMO	5955	Sum					4.1	24	Pass
NVNT	ax20 52@37 MIMO	6175	Ant1	-1.54	0	-1.54	2.1	0.56	24	Pass
NVNT	ax20 52@37 MIMO	6175	Ant2	0.29	0	0.29	1.2	1.49	24	Pass
NVNT	ax20 52@37 MIMO	6175	Sum					4.06	24	Pass
NVNT	ax20 52@37 MIMO	6415	Ant1	-3.33	0	-3.33	2.1	-1.23	24	Pass
NVNT	ax20 52@37 MIMO	6415	Ant2	-1.25	0	-1.25	1.2	-0.05	24	Pass
NVNT	ax20 52@37 MIMO	6415	Sum					2.41	24	Pass
NVNT	ax20 52@37 MIMO	6435	Ant1	-1.81	0	-1.81	2.1	0.29	24	Pass
NVNT	ax20 52@37 MIMO	6435	Ant2	0.09	0	0.09	1.2	1.29	24	Pass
NVNT	ax20 52@37 MIMO	6435	Sum					3.83	24	Pass
NVNT	ax20 52@37 MIMO	6475	Ant1	-1.83	0	-1.83	2.1	0.27	24	Pass
NVNT	ax20 52@37 MIMO	6475	Ant2	0.29	0	0.29	1.2	1.49	24	Pass
NVNT	ax20 52@37 MIMO	6475	Sum					3.93	24	Pass
NVNT	ax20 52@37 MIMO	6515	Ant1	-2.56	0	-2.56	2.1	-0.46	24	Pass
NVNT	ax20 52@37 MIMO	6515	Ant2	0.08	0	0.08	1.2	1.28	24	Pass
NVNT	ax20 52@37 MIMO	6515	Sum					3.51	24	Pass
NVNT	ax20 52@37 MIMO	6535	Ant1	-2.09	0	-2.09	2.1	0.01	24	Pass
NVNT	ax20 52@37 MIMO	6535	Ant2	0.55	0	0.55	1.2	1.75	24	Pass
NVNT	ax20 52@37 MIMO	6535	Sum					3.98	24	Pass

NVNT	ax20 52@37 MIMO	6695	Ant1	-1.82	0	-1.82	2.1	0.28	24	Pass
NVNT	ax20 52@37 MIMO	6695	Ant2	0.4	0	0.4	1.2	1.6	24	Pass
NVNT	ax20 52@37 MIMO	6695	Sum					4	24	Pass
NVNT	ax20 52@37 MIMO	6855	Ant1	-2.08	0	-2.08	2.1	0.02	24	Pass
NVNT	ax20 52@37 MIMO	6855	Ant2	0.67	0	0.67	1.2	1.87	24	Pass
NVNT	ax20 52@37 MIMO	6855	Sum					4.05	24	Pass
NVNT	ax20 52@37 MIMO	6875	Ant1	-2.09	0	-2.09	2.1	0.01	24	Pass
NVNT	ax20 52@37 MIMO	6875	Ant2	0.66	0	0.66	1.2	1.86	24	Pass
NVNT	ax20 52@37 MIMO	6875	Sum					4.04	24	Pass
NVNT	ax20 52@37 MIMO	6995	Ant1	-2.3	0	-2.3	2.1	-0.2	24	Pass
NVNT	ax20 52@37 MIMO	6995	Ant2	0.46	0	0.46	1.2	1.66	24	Pass
NVNT	ax20 52@37 MIMO	6995	Sum					3.84	24	Pass
NVNT	ax20 52@37 MIMO	7115	Ant1	-2.31	0	-2.31	2.1	-0.21	24	Pass
NVNT	ax20 52@37 MIMO	7115	Ant2	0.65	0	0.65	1.2	1.85	24	Pass
NVNT	ax20 52@37 MIMO	7115	Sum					3.95	24	Pass
NVNT	ax20 106@53 SISO	5955	Ant1	4.43	0	4.43	2.1	6.53	24	Pass
NVNT	ax20 106@53 SISO	6175	Ant1	4.72	0	4.72	2.1	6.82	24	Pass
NVNT	ax20 106@53 SISO	6415	Ant1	-2.01	0	-2.01	2.1	0.09	24	Pass

NVNT	ax20 106@53 SISO	6435	Ant1	4.14	0	4.14	2.1	6.24	24	Pass
NVNT	ax20 106@53 SISO	6475	Ant1	4.29	0	4.29	2.1	6.39	24	Pass
NVNT	ax20 106@53 SISO	6515	Ant1	3.76	0	3.76	2.1	5.86	24	Pass
NVNT	ax20 106@53 SISO	6535	Ant1	4.11	0	4.11	2.1	6.21	24	Pass
NVNT	ax20 106@53 SISO	6695	Ant1	4.78	0	4.78	2.1	6.88	24	Pass
NVNT	ax20 106@53 SISO	6855	Ant1	4.43	0	4.43	2.1	6.53	24	Pass
NVNT	ax20 106@53 SISO	6875	Ant1	4.23	0	4.23	2.1	6.33	24	Pass
NVNT	ax20 106@53 SISO	6995	Ant1	4.67	0	4.67	2.1	6.77	24	Pass
NVNT	ax20 106@53 SISO	7115	Ant1	4.45	0	4.45	2.1	6.55	24	Pass
NVNT	ax20 106@53 SISO	5955	Ant2	5.03	0	5.03	1.2	6.23	24	Pass
NVNT	ax20 106@53 SISO	6175	Ant2	5.03	0	5.03	1.2	6.23	24	Pass
NVNT	ax20 106@53 SISO	6415	Ant2	3.71	0	3.71	1.2	4.91	24	Pass
NVNT	ax20 106@53 SISO	6435	Ant2	5.07	0	5.07	1.2	6.27	24	Pass

NVNT	ax20 106@53 SISO	6475	Ant2	5.18	0	5.18	1.2	6.38	24	Pass
NVNT	ax20 106@53 SISO	6515	Ant2	4.99	0	4.99	1.2	6.19	24	Pass
NVNT	ax20 106@53 SISO	6535	Ant2	5.24	0	5.24	1.2	6.44	24	Pass
NVNT	ax20 106@53 SISO	6695	Ant2	5.21	0	5.21	1.2	6.41	24	Pass
NVNT	ax20 106@53 SISO	6855	Ant2	5.68	0	5.68	1.2	6.88	24	Pass
NVNT	ax20 106@53 SISO	6875	Ant2	5.59	0	5.59	1.2	6.79	24	Pass
NVNT	ax20 106@53 SISO	6995	Ant2	5.25	0	5.25	1.2	6.45	24	Pass
NVNT	ax20 106@53 SISO	7115	Ant2	5.28	0	5.28	1.2	6.48	24	Pass
NVNT	ax20 106@53 MIMO	5955	Ant1	2.78	0	2.78	2.1	4.88	24	Pass
NVNT	ax20 106@53 MIMO	5955	Ant2	3.37	0	3.37	1.2	4.57	24	Pass
NVNT	ax20 106@53 MIMO	5955	Sum					7.74	24	Pass
NVNT	ax20 106@53 MIMO	6175	Ant1	3.14	0	3.14	2.1	5.24	24	Pass
NVNT	ax20 106@53 MIMO	6175	Ant2	3.41	0	3.41	1.2	4.61	24	Pass

NVNT	ax20 106@53 MIMO	6175	Sum					7.95	24	Pass
NVNT	ax20 106@53 MIMO	6415	Ant1	0.95	0	0.95	2.1	3.05	24	Pass
NVNT	ax20 106@53 MIMO	6415	Ant2	1.84	0	1.84	1.2	3.04	24	Pass
NVNT	ax20 106@53 MIMO	6415	Sum					6.06	24	Pass
NVNT	ax20 106@53 MIMO	6435	Ant1	2.49	0	2.49	2.1	4.59	24	Pass
NVNT	ax20 106@53 MIMO	6435	Ant2	3.18	0	3.18	1.2	4.38	24	Pass
NVNT	ax20 106@53 MIMO	6435	Sum					7.5	24	Pass
NVNT	ax20 106@53 MIMO	6475	Ant1	2.41	0	2.41	2.1	4.51	24	Pass
NVNT	ax20 106@53 MIMO	6475	Ant2	3.37	0	3.37	1.2	4.57	24	Pass
NVNT	ax20 106@53 MIMO	6475	Sum					7.55	24	Pass
NVNT	ax20 106@53 MIMO	6515	Ant1	2.12	0	2.12	2.1	4.22	24	Pass
NVNT	ax20 106@53 MIMO	6515	Ant2	3.33	0	3.33	1.2	4.53	24	Pass
NVNT	ax20 106@53 MIMO	6515	Sum					7.39	24	Pass

NVNT	ax20 106@53 MIMO	6535	Ant1	2.5	0	2.5	2.1	4.6	24	Pass
NVNT	ax20 106@53 MIMO	6535	Ant2	3.55	0	3.55	1.2	4.75	24	Pass
NVNT	ax20 106@53 MIMO	6535	Sum					7.69	24	Pass
NVNT	ax20 106@53 MIMO	6695	Ant1	3	0	3	2.1	5.1	24	Pass
NVNT	ax20 106@53 MIMO	6695	Ant2	3.36	0	3.36	1.2	4.56	24	Pass
NVNT	ax20 106@53 MIMO	6695	Sum					7.85	24	Pass
NVNT	ax20 106@53 MIMO	6855	Ant1	2.66	0	2.66	2.1	4.76	24	Pass
NVNT	ax20 106@53 MIMO	6855	Ant2	3.84	0	3.84	1.2	5.04	24	Pass
NVNT	ax20 106@53 MIMO	6855	Sum					7.91	24	Pass
NVNT	ax20 106@53 MIMO	6875	Ant1	2.67	0	2.67	2.1	4.77	24	Pass
NVNT	ax20 106@53 MIMO	6875	Ant2	3.79	0	3.79	1.2	4.99	24	Pass
NVNT	ax20 106@53 MIMO	6875	Sum					7.89	24	Pass
NVNT	ax20 106@53 MIMO	6995	Ant1	2.66	0	2.66	2.1	4.76	24	Pass

NVNT	ax20 106@53 MIMO	6995	Ant2	3.54	0	3.54	1.2	4.74	24	Pass
NVNT	ax20 106@53 MIMO	6995	Sum					7.76	24	Pass
NVNT	ax20 106@53 MIMO	7115	Ant1	2.36	0	2.36	2.1	4.46	24	Pass
NVNT	ax20 106@53 MIMO	7115	Ant2	3.72	0	3.72	1.2	4.92	24	Pass
NVNT	ax20 106@53 MIMO	7115	Sum					7.71	24	Pass
NVNT	ax40 26@0 SISO	5965	Ant1	-0.08	0	-0.08	2.1	2.02	24	Pass
NVNT	ax40 26@0 SISO	5965	Ant2	0.74	0	0.74	1.2	1.94	24	Pass
NVNT	ax40 26@0 MIMO	5965	Ant1	-3.09	0	-3.09	2.1	-0.99	24	Pass
NVNT	ax40 26@0 MIMO	5965	Ant2	-2.11	0	-2.11	1.2	-0.91	24	Pass
NVNT	ax40 26@0 MIMO	5965	Sum					2.06	24	Pass
NVNT	ax40 52@37 SISO	5965	Ant1	2.69	0	2.69	2.1	4.79	24	Pass
NVNT	ax40 52@37 SISO	5965	Ant2	3.91	0	3.91	1.2	5.11	24	Pass
NVNT	ax40 52@37 MIMO	5965	Ant1	0.01	0	0.01	2.1	2.11	24	Pass
NVNT	ax40 52@37 MIMO	5965	Ant2	0.95	0	0.95	1.2	2.15	24	Pass
NVNT	ax40 52@37 MIMO	5965	Sum					5.14	24	Pass
NVNT	ax40 106@53 SISO	5965	Ant1	4.8	0	4.8	2.1	6.9	24	Pass
NVNT	ax40	5965	Ant2	5.61	0	5.61	1.2	6.81	24	Pass

	106@53 SISO									
NVNT	ax40 106@53 MIMO	5965	Ant1	2.92	0	2.92	2.1	5.02	24	Pass
NVNT	ax40 106@53 MIMO	5965	Ant2	3.85	0	3.85	1.2	5.05	24	Pass
NVNT	ax40 106@53 MIMO	5965	Sum					8.05	24	Pass
NVNT	ax40 242@61 SISO	5965	Ant1	9.08	0	9.08	2.1	11.18	24	Pass
NVNT	ax40 242@61 SISO	5965	Ant2	10.31	0	10.31	1.2	11.51	24	Pass
NVNT	ax40 242@61 MIMO	5965	Ant1	6.3	0	6.3	2.1	8.4	24	Pass
NVNT	ax40 242@61 MIMO	5965	Ant2	7.58	0	7.58	1.2	8.78	24	Pass
NVNT	ax40 242@61 MIMO	5965	Sum					11.6	24	Pass
NVNT	ax80 26@0 SISO	5985	Ant1	-0.13	0	-0.13	2.1	1.97	24	Pass
NVNT	ax80 26@0 SISO	5985	Ant2	1.67	0	1.67	1.2	2.87	24	Pass
NVNT	ax80 26@0 MIMO	5985	Ant1	-3.28	0	-3.28	2.1	-1.18	24	Pass
NVNT	ax80 26@0 MIMO	5985	Ant2	-1.19	0	-1.19	1.2	0.01	24	Pass
NVNT	ax80 26@0 MIMO	5985	Sum					2.47	24	Pass
NVNT	ax80 52@37 SISO	5985	Ant1	3.08	0	3.08	2.1	5.18	24	Pass
NVNT	ax80 52@37	5985	Ant2	4.74	0	4.74	1.2	5.94	24	Pass

	SISO									
NVNT	ax80 52@37 MIMO	5985	Ant1	-0.16	0	-0.16	2.1	1.94	24	Pass
NVNT	ax80 52@37 MIMO	5985	Ant2	1.82	0	1.82	1.2	3.02	24	Pass
NVNT	ax80 52@37 MIMO	5985	Sum					5.52	24	Pass
NVNT	ax80 106@53 SISO	5985	Ant1	4.57	0	4.57	2.1	6.67	24	Pass
NVNT	ax80 106@53 SISO	5985	Ant2	6.4	0	6.4	1.2	7.6	24	Pass
NVNT	ax80 106@53 MIMO	5985	Ant1	2.91	0	2.91	2.1	5.01	24	Pass
NVNT	ax80 106@53 MIMO	5985	Ant2	4.54	0	4.54	1.2	5.74	24	Pass
NVNT	ax80 106@53 MIMO	5985	Sum					8.4	24	Pass
NVNT	ax80 242@61 SISO	5985	Ant1	9.64	0	9.64	2.1	11.74	24	Pass
NVNT	ax80 242@61 SISO	5985	Ant2	11.16	0	11.16	1.2	12.36	24	Pass
NVNT	ax80 484@65 SISO	5985	Ant1	11.24	0	11.24	2.1	13.34	24	Pass
NVNT	ax80 484@65 SISO	5985	Ant2	12.6	0	12.6	1.2	13.8	24	Pass
NVNT	ax160 26@0 SISO	6025	Ant1	-1.05	0	-1.05	2.1	1.05	24	Pass
NVNT	ax160 26@0 SISO	6025	Ant2	-1.09	0	-1.09	1.2	0.11	24	Pass
NVNT	ax160 26@0	6025	Ant1	-7.41	0	-7.41	2.1	-5.31	24	Pass

	MIMO									
NVNT	ax160 26@0 MIMO	6025	Ant2	-4.74	0	-4.74	1.2	-3.54	24	Pass
NVNT	ax160 26@0 MIMO	6025	Sum					-1.33	24	Pass
NVNT	ax160 52@74 SISO	6025	Ant1	1.62	0	1.62	2.1	3.72	24	Pass
NVNT	ax160 52@74 SISO	6025	Ant2	2.21	0	2.21	1.2	3.41	24	Pass
NVNT	ax160 52@74 MIMO	6025	Ant1	-1.42	0	-1.42	2.1	0.68	24	Pass
NVNT	ax160 52@74 MIMO	6025	Ant2	-0.93	0	-0.93	1.2	0.27	24	Pass
NVNT	ax160 52@74 MIMO	6025	Sum					3.49	24	Pass
NVNT	ax160 106@106 SISO	6025	Ant1	4.93	0	4.93	2.1	7.03	24	Pass
NVNT	ax160 106@106 SISO	6025	Ant2	6.08	0	6.08	1.2	7.28	24	Pass
NVNT	ax160 106@106 MIMO	6025	Ant1	2.29	0	2.29	2.1	4.39	24	Pass
NVNT	ax160 106@106 MIMO	6025	Ant2	3.44	0	3.44	1.2	4.64	24	Pass
NVNT	ax160 106@106 MIMO	6025	Sum					7.53	24	Pass
NVNT	ax160 242@122 SISO	6025	Ant1	8.16	0	8.16	2.1	10.26	24	Pass
NVNT	ax160	6025	Ant2	8.92	0	8.92	1.2	10.12	24	Pass

	242@122 SISO									
NVNT	ax160 242@122 MIMO	6025	Ant1	5.2	0	5.2	2.1	7.3	24	Pass
NVNT	ax160 242@122 MIMO	6025	Ant2	6.25	0	6.25	1.2	7.45	24	Pass
NVNT	ax160 242@122 MIMO	6025	Sum					10.39	24	Pass
NVNT	ax160 484@130 SISO	6025	Ant1	10.81	0	10.81	2.1	12.91	24	Pass
NVNT	ax160 484@130 SISO	6025	Ant2	11.7	0	11.7	1.2	12.9	24	Pass
NVNT	ax160 484@130 MIMO	6025	Ant1	7.77	0	7.77	2.1	9.87	24	Pass
NVNT	ax160 484@130 MIMO	6025	Ant2	9	0	9	1.2	10.2	24	Pass
NVNT	ax160 484@130 MIMO	6025	Sum					13.05	24	Pass
NVNT	ax160 966@134 SISO	6025	Ant1	13.33	0	13.33	2.1	15.43	24	Pass
NVNT	ax160 966@134 SISO	6025	Ant2	15.24	0	15.24	1.2	16.44	24	Pass
NVNT	ax160 966@134 MIMO	6025	Ant1	10.58	0	10.58	2.1	12.68	24	Pass
NVNT	ax160 966@134 MIMO	6025	Ant2	12.3	0	12.3	1.2	13.5	24	Pass
NVNT	ax160	6025	Sum					16.12	24	Pass

	966@134 MIMO									

A.3. Occupied Bandwidth and Emission Bandwidth

a. Emission Bandwidth

Condition	Mode	Frequency (MHz)	Antenna	-26 dB Bandwidth (MHz)
NVNT	a SISO	5955	Ant1	19.49
NVNT	a SISO	6175	Ant1	19.18
NVNT	a SISO	6415	Ant1	19.92
NVNT	a SISO	6435	Ant1	18.83
NVNT	a SISO	6475	Ant1	19.52
NVNT	a SISO	6515	Ant1	19.17
NVNT	a SISO	6535	Ant1	19.37
NVNT	a SISO	6695	Ant1	19.14
NVNT	a SISO	6855	Ant1	19.24
NVNT	a SISO	6875	Ant1	18.96
NVNT	a SISO	6995	Ant1	19.03
NVNT	a SISO	7115	Ant1	19.28
NVNT	a SISO	5955	Ant2	19.59
NVNT	a SISO	6175	Ant2	18.86
NVNT	a SISO	6415	Ant2	19.21
NVNT	a SISO	6435	Ant2	19.18
NVNT	a SISO	6475	Ant2	19.36
NVNT	a SISO	6515	Ant2	19.45
NVNT	a SISO	6535	Ant2	19.28
NVNT	a SISO	6695	Ant2	19.64
NVNT	a SISO	6855	Ant2	19.26
NVNT	a SISO	6875	Ant2	18.9
NVNT	a SISO	6995	Ant2	19.53
NVNT	a SISO	7115	Ant2	19.14
NVNT	ax20 SISO	5955	Ant1	21.04
NVNT	ax20 SISO	6175	Ant1	20.79
NVNT	ax20 SISO	6415	Ant1	20.88
NVNT	ax20 SISO	6435	Ant1	20.79
NVNT	ax20 SISO	6475	Ant1	20.99
NVNT	ax20 SISO	6515	Ant1	20.6
NVNT	ax20 SISO	6535	Ant1	20.75
NVNT	ax20 SISO	6695	Ant1	20.6
NVNT	ax20 SISO	6855	Ant1	20.81
NVNT	ax20 SISO	6875	Ant1	20.64

NVNT	ax20 SISO	6995	Ant1	20.54
NVNT	ax20 SISO	7115	Ant1	20.54
NVNT	ax20 SISO	5955	Ant2	20.51
NVNT	ax20 SISO	6175	Ant2	21.04
NVNT	ax20 SISO	6415	Ant2	20.84
NVNT	ax20 SISO	6435	Ant2	20.96
NVNT	ax20 SISO	6475	Ant2	20.57
NVNT	ax20 SISO	6515	Ant2	20.6
NVNT	ax20 SISO	6535	Ant2	20.83
NVNT	ax20 SISO	6695	Ant2	20.96
NVNT	ax20 SISO	6855	Ant2	21.07
NVNT	ax20 SISO	6875	Ant2	20.55
NVNT	ax20 SISO	6995	Ant2	21.14
NVNT	ax20 SISO	7115	Ant2	20.83
NVNT	ax40 SISO	5965	Ant1	40.54
NVNT	ax40 SISO	6205	Ant1	40.2
NVNT	ax40 SISO	6405	Ant1	40.16
NVNT	ax40 SISO	6445	Ant1	40.21
NVNT	ax40 SISO	6485	Ant1	40.35
NVNT	ax40 SISO	6565	Ant1	40.59
NVNT	ax40 SISO	6685	Ant1	40.15
NVNT	ax40 SISO	6845	Ant1	40.44
NVNT	ax40 SISO	6885	Ant1	40.1
NVNT	ax40 SISO	6965	Ant1	40.6
NVNT	ax40 SISO	7085	Ant1	40.11
NVNT	ax40 SISO	5965	Ant2	40.09
NVNT	ax40 SISO	6205	Ant2	40.34
NVNT	ax40 SISO	6405	Ant2	40.11
NVNT	ax40 SISO	6445	Ant2	40.01
NVNT	ax40 SISO	6485	Ant2	40.81
NVNT	ax40 SISO	6565	Ant2	40.41
NVNT	ax40 SISO	6685	Ant2	39.97
NVNT	ax40 SISO	6845	Ant2	40.43
NVNT	ax40 SISO	6885	Ant2	39.99
NVNT	ax40 SISO	6965	Ant2	40.12
NVNT	ax40 SISO	7085	Ant2	40.13
NVNT	ax80 SISO	5985	Ant1	81.51
NVNT	ax80 SISO	6225	Ant1	82.21

NVNT	ax80 SISO	6385	Ant1	81.27
NVNT	ax80 SISO	6465	Ant1	81.57
NVNT	ax80 SISO	6625	Ant1	81.12
NVNT	ax80 SISO	6705	Ant1	80.9
NVNT	ax80 SISO	6785	Ant1	81.21
NVNT	ax80 SISO	6945	Ant1	81.82
NVNT	ax80 SISO	7025	Ant1	81
NVNT	ax80 SISO	5985	Ant2	81.3
NVNT	ax80 SISO	6225	Ant2	81.66
NVNT	ax80 SISO	6385	Ant2	81
NVNT	ax80 SISO	6465	Ant2	81.68
NVNT	ax80 SISO	6625	Ant2	81.57
NVNT	ax80 SISO	6705	Ant2	81.19
NVNT	ax80 SISO	6785	Ant2	81.27
NVNT	ax80 SISO	6945	Ant2	81.21
NVNT	ax80 SISO	7025	Ant2	80.96
NVNT	ax160 SISO	6025	Ant1	164.1
NVNT	ax160 SISO	6185	Ant1	163.3
NVNT	ax160 SISO	6345	Ant1	164.6
NVNT	ax160 SISO	6665	Ant1	163.6
NVNT	ax160 SISO	6985	Ant1	164.2
NVNT	ax160 SISO	6025	Ant2	164.4
NVNT	ax160 SISO	6185	Ant2	165
NVNT	ax160 SISO	6345	Ant2	165.8
NVNT	ax160 SISO	6665	Ant2	164.6
NVNT	ax160 SISO	6985	Ant2	164.2
NVNT	ax20 26@0 SISO	5955	Ant1	20.98
NVNT	ax20 26@0 SISO	6175	Ant1	20.69
NVNT	ax20 26@0 SISO	6415	Ant1	20.74
NVNT	ax20 26@0 SISO	6435	Ant1	20.98
NVNT	ax20 26@0 SISO	6475	Ant1	21.09
NVNT	ax20 26@0 SISO	6515	Ant1	21.12
NVNT	ax20 26@0 SISO	6535	Ant1	21.01
NVNT	ax20 26@0 SISO	6695	Ant1	20.63
NVNT	ax20 26@0 SISO	6855	Ant1	21.13
NVNT	ax20 26@0 SISO	6875	Ant1	20.91
NVNT	ax20 26@0 SISO	6995	Ant1	21.02
NVNT	ax20 26@0 SISO	7115	Ant1	20.98

NVNT	ax20 26@0 SISO	5955	Ant2	20.95
NVNT	ax20 26@0 SISO	6175	Ant2	20.97
NVNT	ax20 26@0 SISO	6415	Ant2	20.63
NVNT	ax20 26@0 SISO	6435	Ant2	21
NVNT	ax20 26@0 SISO	6475	Ant2	20.84
NVNT	ax20 26@0 SISO	6515	Ant2	20.74
NVNT	ax20 26@0 SISO	6535	Ant2	21.14
NVNT	ax20 26@0 SISO	6695	Ant2	20.56
NVNT	ax20 26@0 SISO	6855	Ant2	20.78
NVNT	ax20 26@0 SISO	6875	Ant2	21.21
NVNT	ax20 26@0 SISO	6995	Ant2	20.81
NVNT	ax20 26@0 SISO	7115	Ant2	20.8
NVNT	ax20 52@37 SISO	5955	Ant1	21.38
NVNT	ax20 52@37 SISO	6175	Ant1	21.06
NVNT	ax20 52@37 SISO	6415	Ant1	21.41
NVNT	ax20 52@37 SISO	6435	Ant1	20.6
NVNT	ax20 52@37 SISO	6475	Ant1	20.8
NVNT	ax20 52@37 SISO	6515	Ant1	21.14
NVNT	ax20 52@37 SISO	6535	Ant1	20.75
NVNT	ax20 52@37 SISO	6695	Ant1	21.28
NVNT	ax20 52@37 SISO	6855	Ant1	21.72
NVNT	ax20 52@37 SISO	6875	Ant1	21.56
NVNT	ax20 52@37 SISO	6995	Ant1	22
NVNT	ax20 52@37 SISO	7115	Ant1	21.35
NVNT	ax20 52@37 SISO	5955	Ant2	21.83
NVNT	ax20 52@37 SISO	6175	Ant2	21.82
NVNT	ax20 52@37 SISO	6415	Ant2	21.42
NVNT	ax20 52@37 SISO	6435	Ant2	21.26
NVNT	ax20 52@37 SISO	6475	Ant2	21.46
NVNT	ax20 52@37 SISO	6515	Ant2	21.82
NVNT	ax20 52@37 SISO	6535	Ant2	21.52
NVNT	ax20 52@37 SISO	6695	Ant2	21.47
NVNT	ax20 52@37 SISO	6855	Ant2	21.1
NVNT	ax20 52@37 SISO	6875	Ant2	21.53
NVNT	ax20 52@37 SISO	6995	Ant2	21.57
NVNT	ax20 52@37 SISO	7115	Ant2	21.71
NVNT	ax20 106@53 SISO	5955	Ant1	21.91
NVNT	ax20 106@53 SISO	6175	Ant1	21.63

NVNT	ax20 106@53 SISO	6415	Ant1	21.85
NVNT	ax20 106@53 SISO	6435	Ant1	21.58
NVNT	ax20 106@53 SISO	6475	Ant1	21.03
NVNT	ax20 106@53 SISO	6515	Ant1	21.21
NVNT	ax20 106@53 SISO	6535	Ant1	21.33
NVNT	ax20 106@53 SISO	6695	Ant1	21.8
NVNT	ax20 106@53 SISO	6855	Ant1	21.83
NVNT	ax20 106@53 SISO	6875	Ant1	20.99
NVNT	ax20 106@53 SISO	6995	Ant1	21.66
NVNT	ax20 106@53 SISO	7115	Ant1	21.62
NVNT	ax20 106@53 SISO	5955	Ant2	21.75
NVNT	ax20 106@53 SISO	6175	Ant2	22.39
NVNT	ax20 106@53 SISO	6415	Ant2	21.86
NVNT	ax20 106@53 SISO	6435	Ant2	21.93
NVNT	ax20 106@53 SISO	6475	Ant2	22.14
NVNT	ax20 106@53 SISO	6515	Ant2	21.28
NVNT	ax20 106@53 SISO	6535	Ant2	21.95
NVNT	ax20 106@53 SISO	6695	Ant2	22.11
NVNT	ax20 106@53 SISO	6855	Ant2	22.22
NVNT	ax20 106@53 SISO	6875	Ant2	22.01
NVNT	ax20 106@53 SISO	6995	Ant2	22.01
NVNT	ax20 106@53 SISO	7115	Ant2	21.91
NVNT	ax40 26@0 SISO	5965	Ant1	41.16
NVNT	ax40 26@0 SISO	5965	Ant2	41.24
NVNT	ax40 52@37 SISO	5965	Ant1	41.44
NVNT	ax40 52@37 SISO	5965	Ant2	40.9
NVNT	ax40 106@53 SISO	5965	Ant1	41.42
NVNT	ax40 106@53 SISO	5965	Ant2	40.84
NVNT	ax40 242@61 SISO	5965	Ant1	42.82
NVNT	ax40 242@61 SISO	5965	Ant2	42.54
NVNT	ax80 26@0 SISO	5985	Ant1	82.51
NVNT	ax80 26@0 SISO	5985	Ant2	80.34
NVNT	ax80 52@37 SISO	5985	Ant1	83.95
NVNT	ax80 52@37 SISO	5985	Ant2	84.25
NVNT	ax80 106@53 SISO	5985	Ant1	84.85
NVNT	ax80 106@53 SISO	5985	Ant2	84.81
NVNT	ax80 242@61 SISO	5985	Ant1	83.14
NVNT	ax80 242@61 SISO	5985	Ant2	83.22

NVNT	ax80 484@65 SISO	5985	Ant1	85.94
NVNT	ax80 484@65 SISO	5985	Ant2	85.44
NVNT	ax160 26@0 SISO	6025	Ant1	159
NVNT	ax160 26@0 SISO	6025	Ant2	163.9
NVNT	ax160 52@74 SISO	6025	Ant1	164
NVNT	ax160 52@74 SISO	6025	Ant2	166.4
NVNT	ax160 106@106 SISO	6025	Ant1	156.5
NVNT	ax160 106@106 SISO	6025	Ant2	165.5
NVNT	ax160 242@122 SISO	6025	Ant1	166.5
NVNT	ax160 242@122 SISO	6025	Ant2	170.1
NVNT	ax160 484@130 SISO	6025	Ant1	167.6
NVNT	ax160 484@130 SISO	6025	Ant2	168.1
NVNT	ax160 966@134 SISO	6025	Ant1	167.7
NVNT	ax160 966@134 SISO	6025	Ant2	169.7

Test Graphs

-26dB Bandwidth NVNT a 5955MHz Ant1 SISO

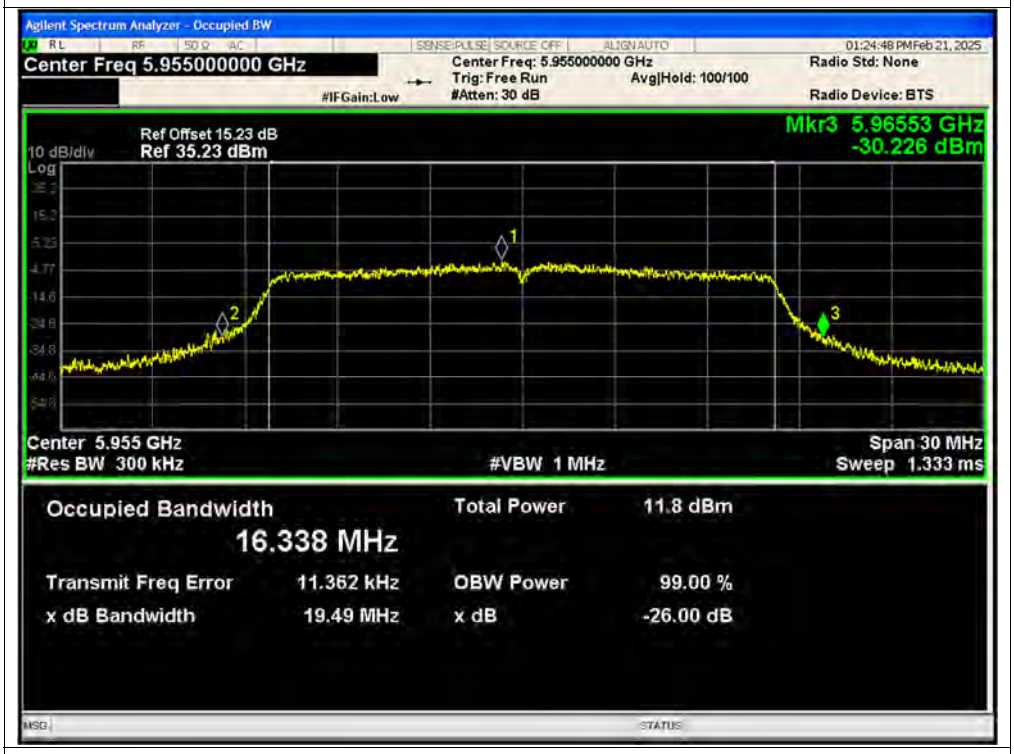

-26dB Bandwidth NVNT a 6175MHz Ant1 SISO

-26dB Bandwidth NVNT a 6415MHz Ant1 SISO

-26dB Bandwidth NVNT a 6435MHz Ant1 SISO

-26dB Bandwidth NVNT a 6475MHz Ant1 SISO

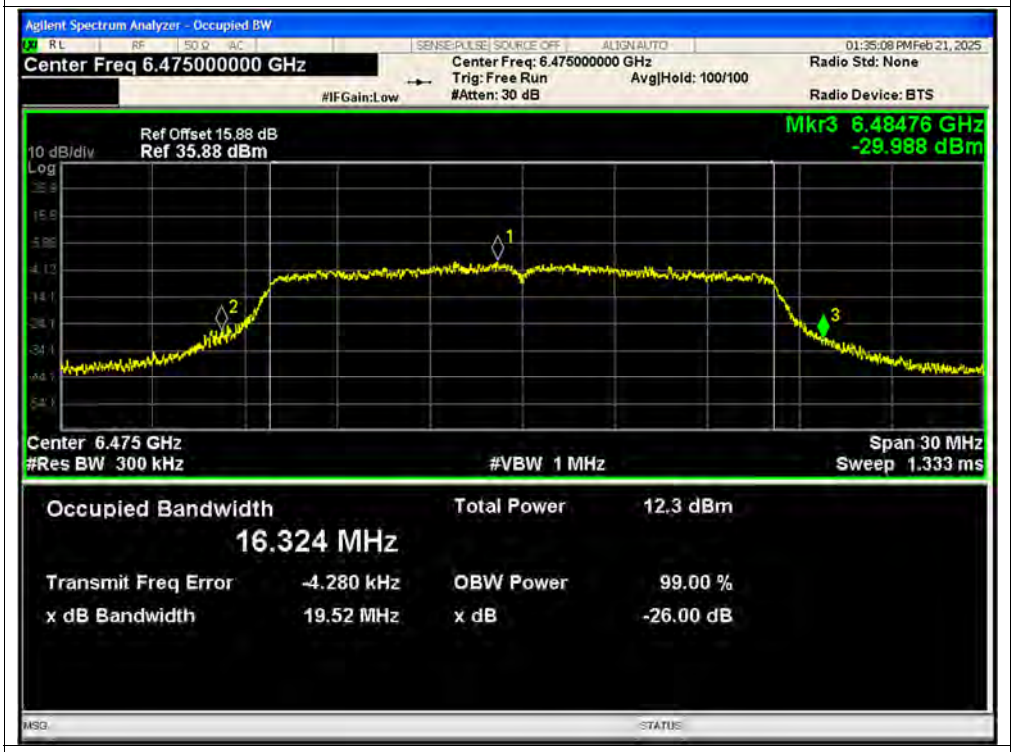

-26dB Bandwidth NVNT a 6515MHz Ant1 SISO

-26dB Bandwidth NVNT a 6535MHz Ant1 SISO

-26dB Bandwidth NVNT a 6695MHz Ant1 SISO

-26dB Bandwidth NVNT a 6855MHz Ant1 SISO

-26dB Bandwidth NVNT a 6875MHz Ant1 SISO

-26dB Bandwidth NVNT a 6995MHz Ant1 SISO

-26dB Bandwidth NVNT a 7115MHz Ant1 SISO

-26dB Bandwidth NVNT a 5955MHz Ant2 SISO

-26dB Bandwidth NVNT a 6175MHz Ant2 SISO

-26dB Bandwidth NVNT a 6415MHz Ant2 SISO

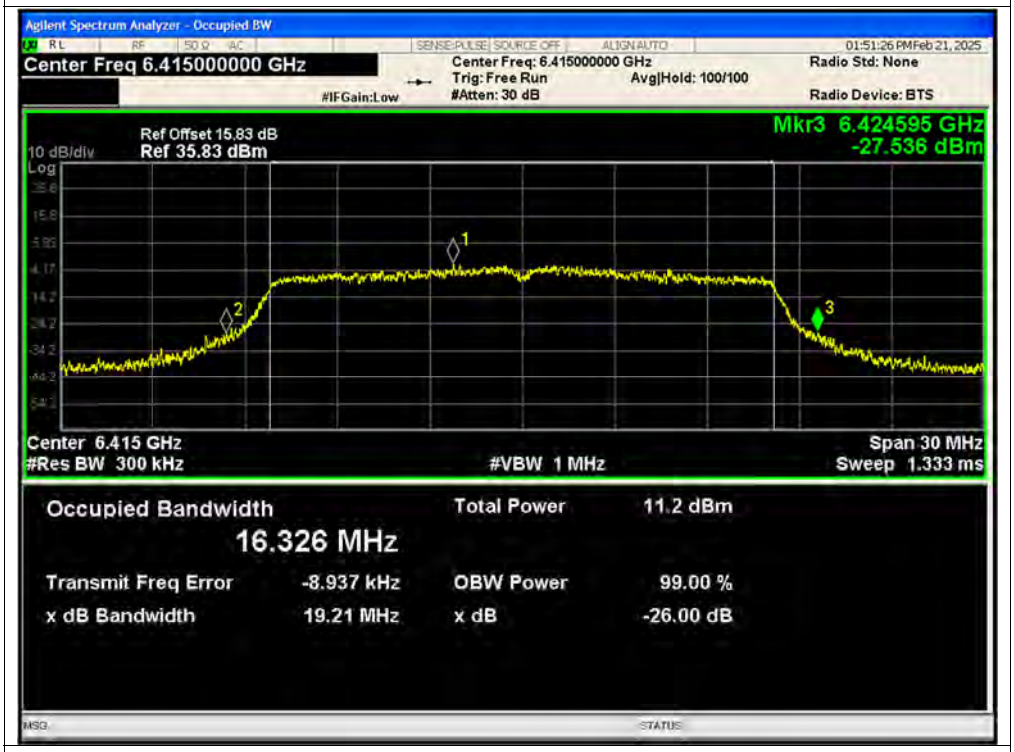

-26dB Bandwidth NVNT a 6435MHz Ant2 SISO

-26dB Bandwidth NVNT a 6475MHz Ant2 SISO

-26dB Bandwidth NVNT a 6515MHz Ant2 SISO

-26dB Bandwidth NVNT a 6535MHz Ant2 SISO

-26dB Bandwidth NVNT a 6695MHz Ant2 SISO

-26dB Bandwidth NVNT a 6855MHz Ant2 SISO

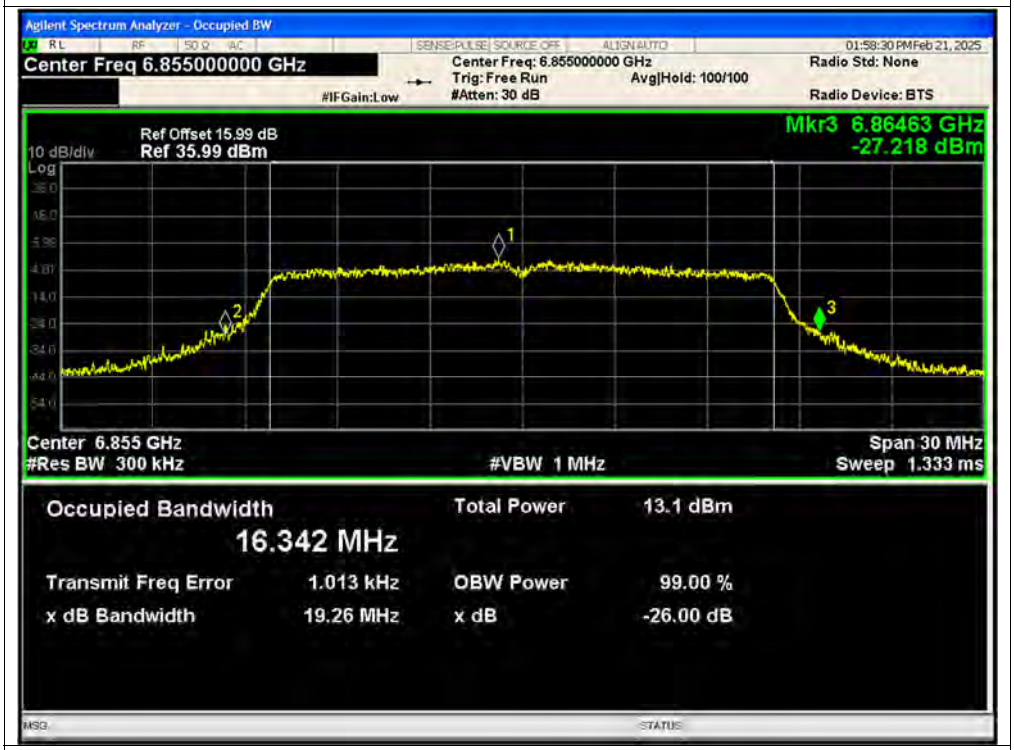

-26dB Bandwidth NVNT a 6875MHz Ant2 SISO

-26dB Bandwidth NVNT a 6995MHz Ant2 SISO

-26dB Bandwidth NVNT a 7115MHz Ant2 SISO

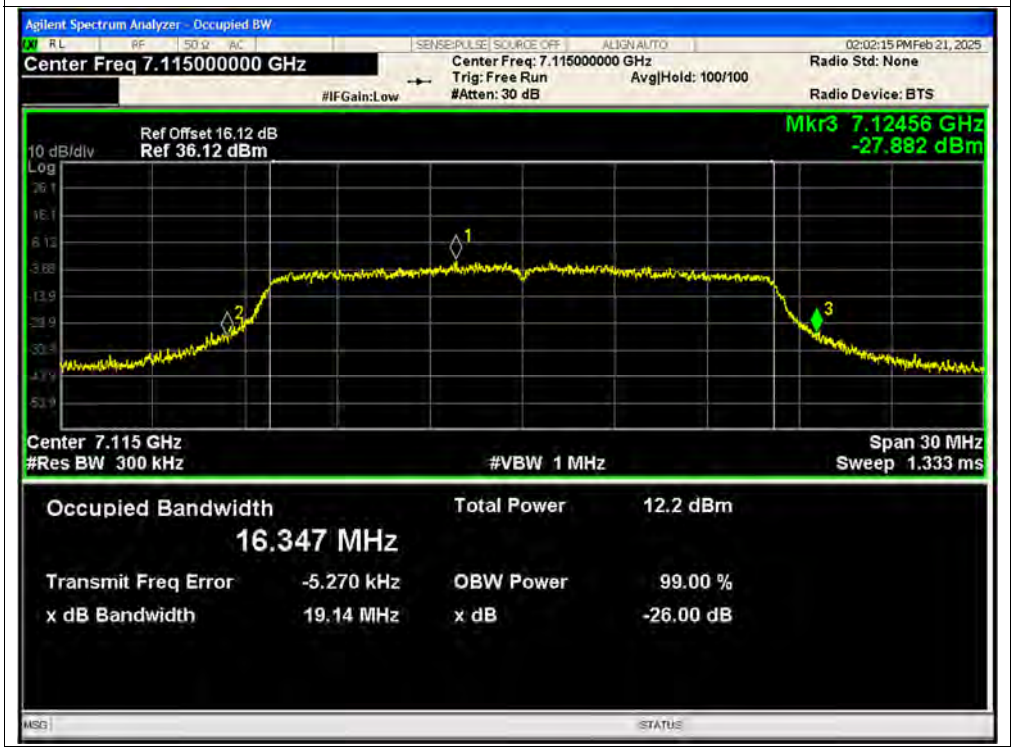

-26dB Bandwidth NVNT ax20 5955MHz Ant1 SISO

-26dB Bandwidth NVNT ax20 6175MHz Ant1 SISO

-26dB Bandwidth NVNT ax20 6415MHz Ant1 SISO

-26dB Bandwidth NVNT ax20 6435MHz Ant1 SISO

-26dB Bandwidth NVNT ax20 6475MHz Ant1 SISO

-26dB Bandwidth NVNT ax20 6515MHz Ant1 SISO

-26dB Bandwidth NVNT ax20 6535MHz Ant1 SISO

-26dB Bandwidth NVNT ax20 6695MHz Ant1 SISO

-26dB Bandwidth NVNT ax20 6855MHz Ant1 SISO

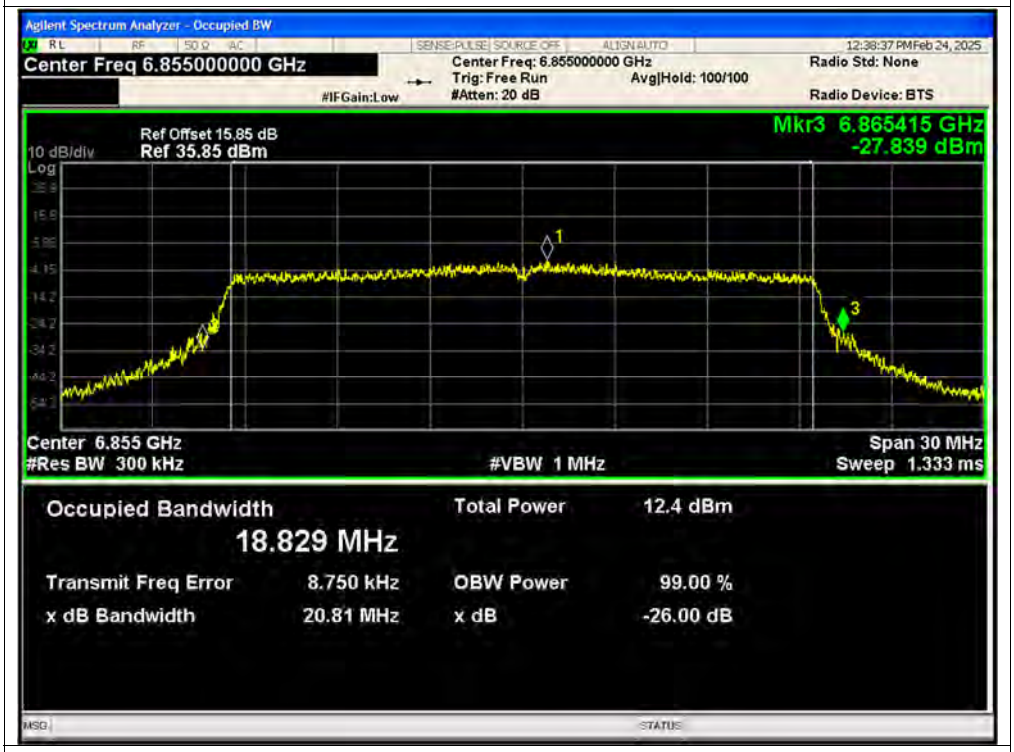

-26dB Bandwidth NVNT ax20 6875MHz Ant1 SISO

-26dB Bandwidth NVNT ax20 6995MHz Ant1 SISO

-26dB Bandwidth NVNT ax20 7115MHz Ant1 SISO

-26dB Bandwidth NVNT ax20 5955MHz Ant2 SISO

-26dB Bandwidth NVNT ax20 6175MHz Ant2 SISO

-26dB Bandwidth NVNT ax20 6415MHz Ant2 SISO

-26dB Bandwidth NVNT ax20 6435MHz Ant2 SISO

-26dB Bandwidth NVNT ax20 6475MHz Ant2 SISO

-26dB Bandwidth NVNT ax20 6515MHz Ant2 SISO

-26dB Bandwidth NVNT ax20 6535MHz Ant2 SISO

-26dB Bandwidth NVNT ax20 6695MHz Ant2 SISO

-26dB Bandwidth NVNT ax20 6855MHz Ant2 SISO

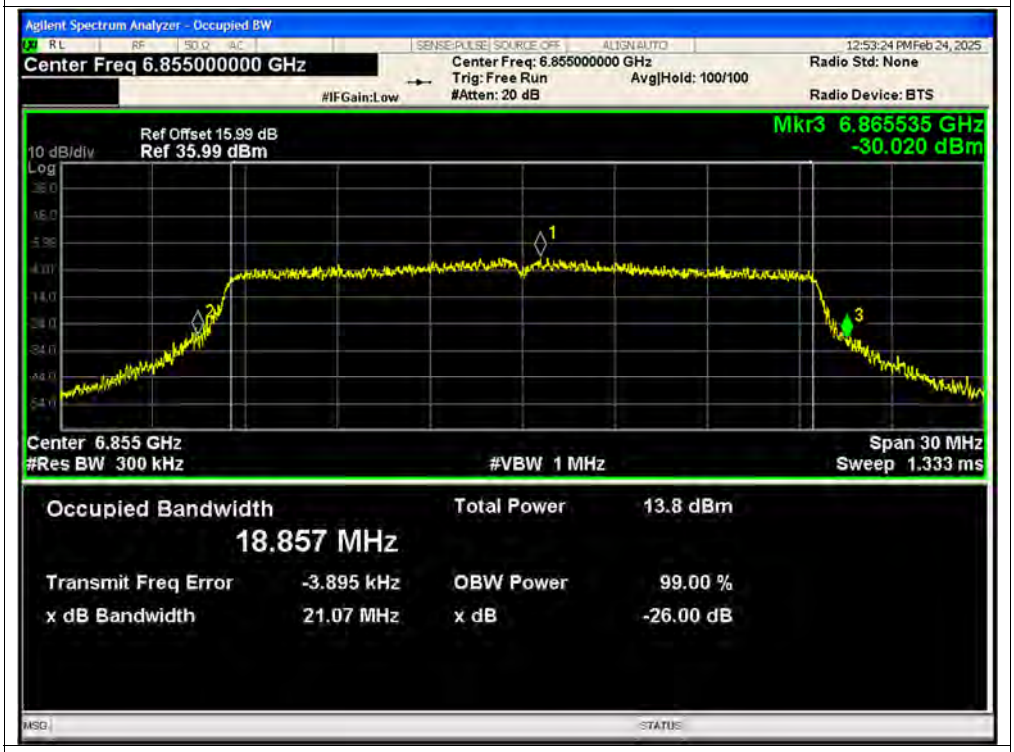

-26dB Bandwidth NVNT ax20 6875MHz Ant2 SISO

-26dB Bandwidth NVNT ax20 6995MHz Ant2 SISO

-26dB Bandwidth NVNT ax20 7115MHz Ant2 SISO

-26dB Bandwidth NVNT ax40 5965MHz Ant1 SISO

-26dB Bandwidth NVNT ax40 6205MHz Ant1 SISO

-26dB Bandwidth NVNT ax40 6405MHz Ant1 SISO

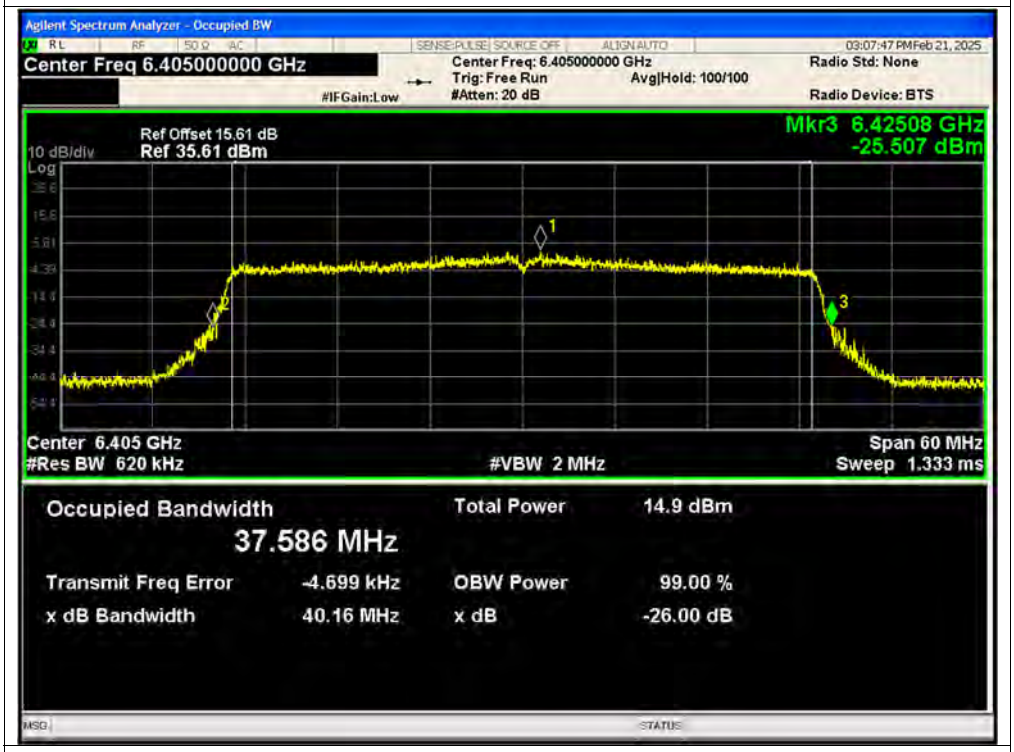

-26dB Bandwidth NVNT ax40 6445MHz Ant1 SISO

-26dB Bandwidth NVNT ax40 6485MHz Ant1 SISO

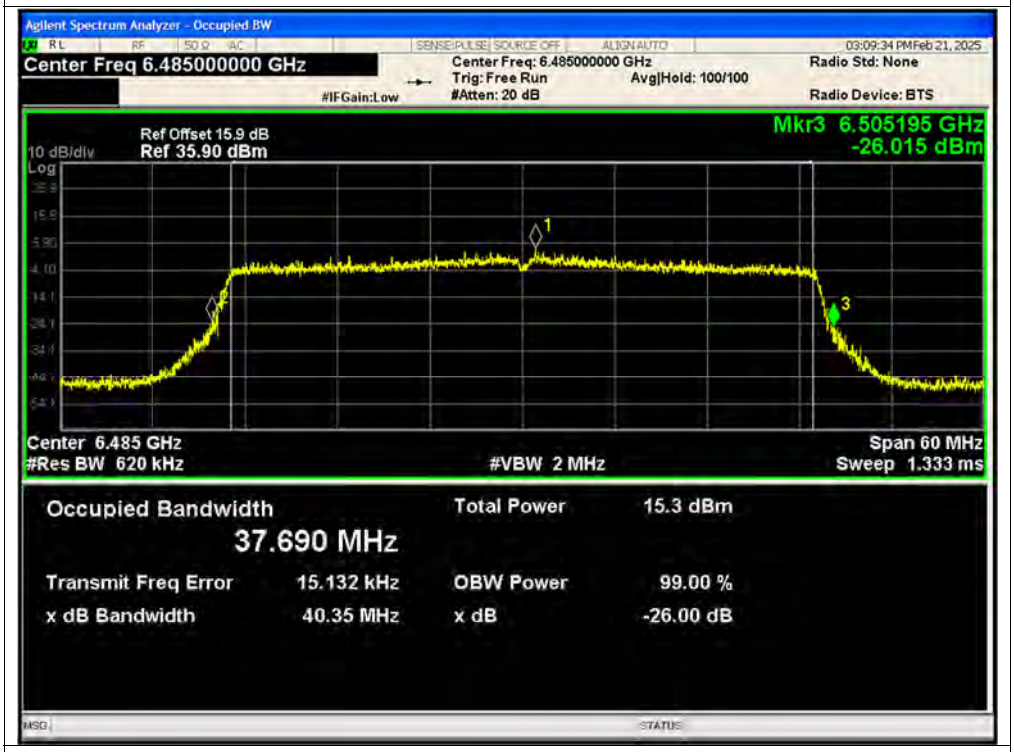

-26dB Bandwidth NVNT ax40 6565MHz Ant1 SISO

-26dB Bandwidth NVNT ax40 6685MHz Ant1 SISO

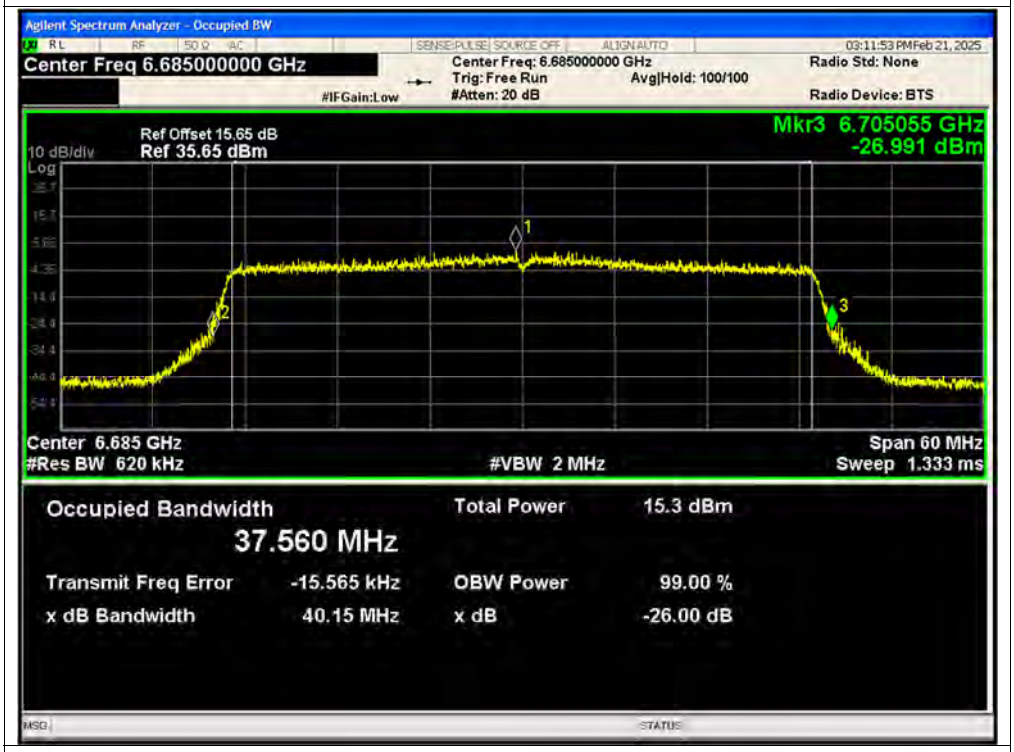

-26dB Bandwidth NVNT ax40 6845MHz Ant1 SISO

-26dB Bandwidth NVNT ax40 6885MHz Ant1 SISO

-26dB Bandwidth NVNT ax40 6965MHz Ant1 SISO

-26dB Bandwidth NVNT ax40 7085MHz Ant1 SISO

-26dB Bandwidth NVNT ax40 5965MHz Ant2 SISO

-26dB Bandwidth NVNT ax40 6205MHz Ant2 SISO

-26dB Bandwidth NVNT ax40 6405MHz Ant2 SISO

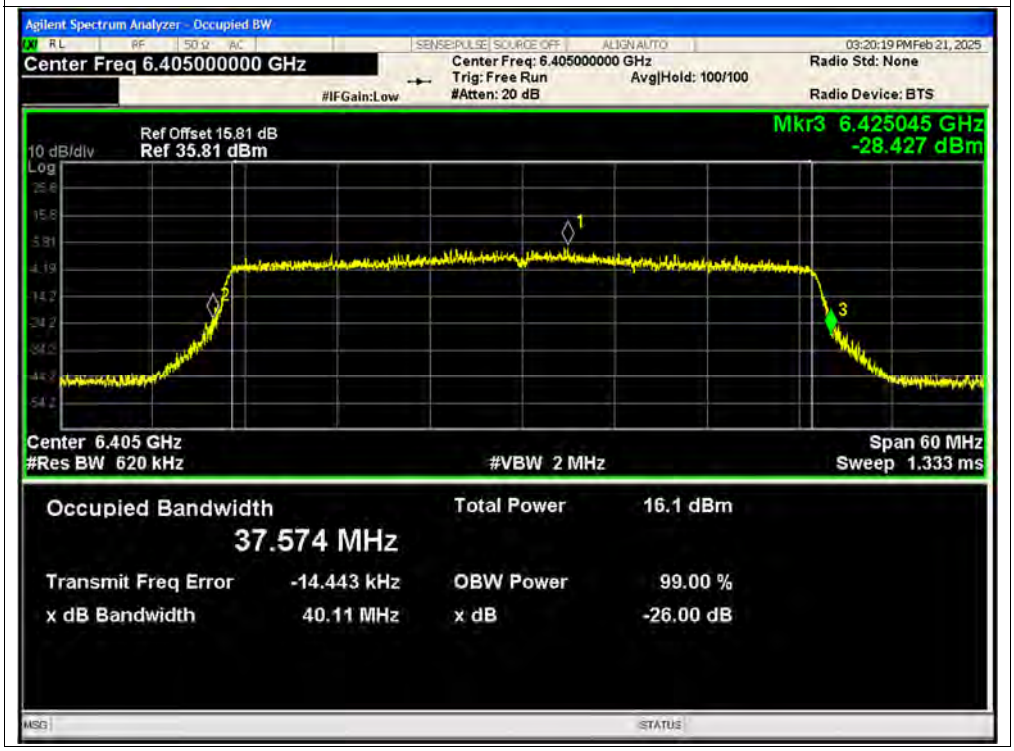

-26dB Bandwidth NVNT ax40 6445MHz Ant2 SISO

-26dB Bandwidth NVNT ax40 6485MHz Ant2 SISO

-26dB Bandwidth NVNT ax40 6565MHz Ant2 SISO

-26dB Bandwidth NVNT ax40 6685MHz Ant2 SISO

-26dB Bandwidth NVNT ax40 6845MHz Ant2 SISO

-26dB Bandwidth NVNT ax40 6885MHz Ant2 SISO

-26dB Bandwidth NVNT ax40 6965MHz Ant2 SISO

-26dB Bandwidth NVNT ax40 7085MHz Ant2 SISO

-26dB Bandwidth NVNT ax80 5985MHz Ant1 SISO

-26dB Bandwidth NVNT ax80 6225MHz Ant1 SISO

-26dB Bandwidth NVNT ax80 6385MHz Ant1 SISO

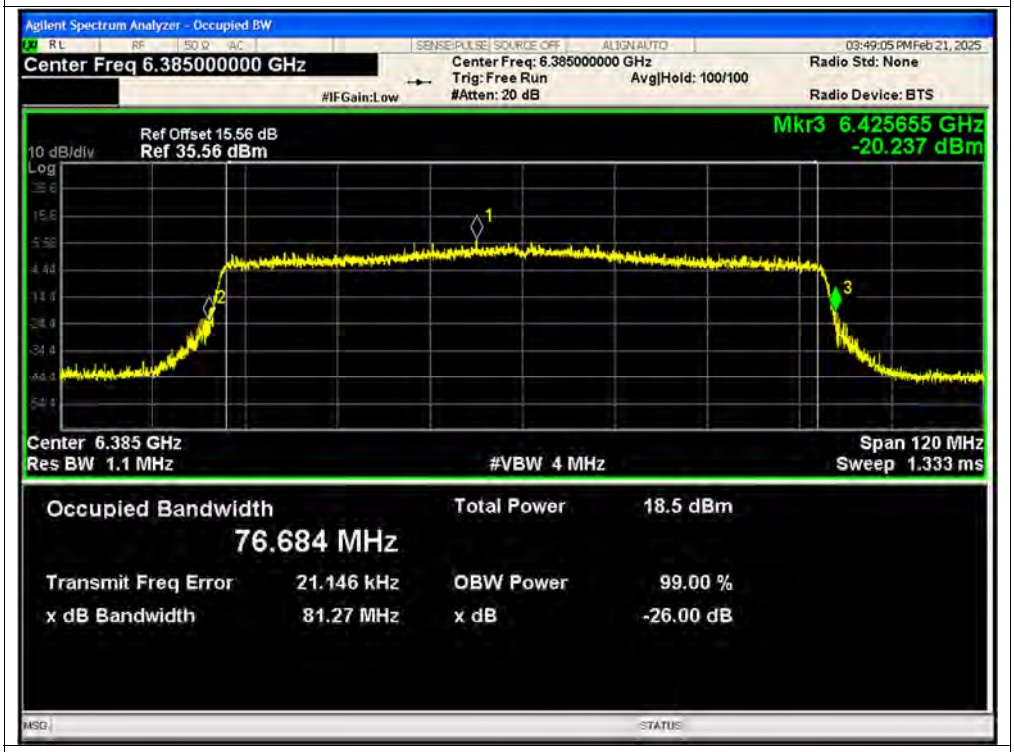

-26dB Bandwidth NVNT ax80 6465MHz Ant1 SISO

-26dB Bandwidth NVNT ax80 6625MHz Ant1 SISO

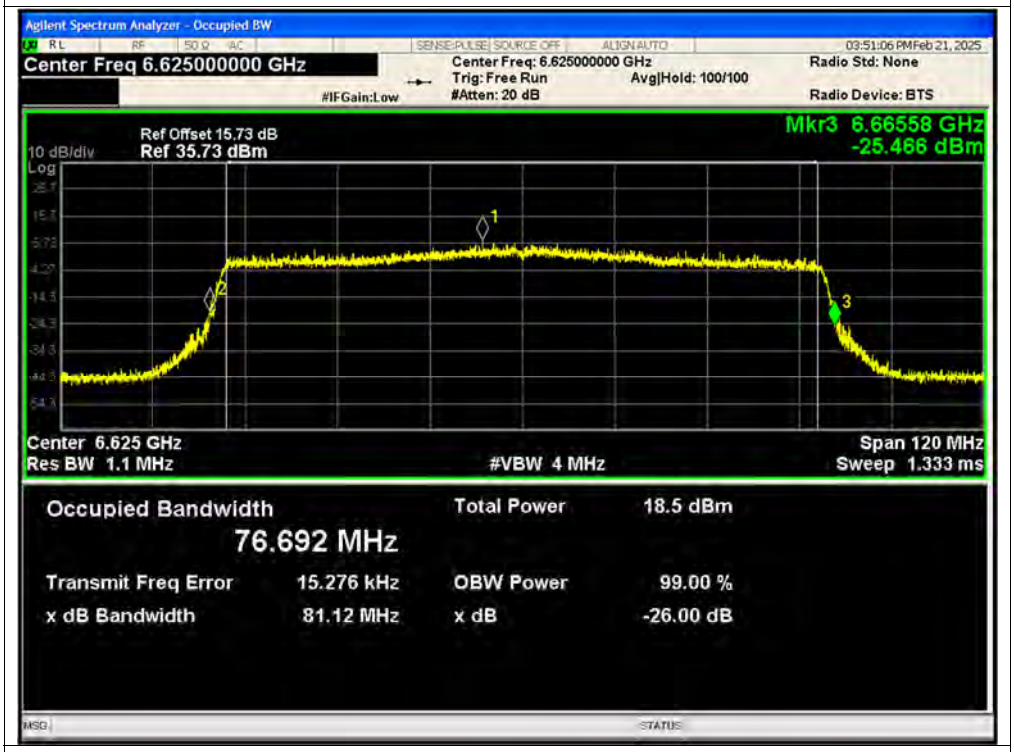

-26dB Bandwidth NVNT ax80 6705MHz Ant1 SISO

-26dB Bandwidth NVNT ax80 6785MHz Ant1 SISO

-26dB Bandwidth NVNT ax80 6945MHz Ant1 SISO

-26dB Bandwidth NVNT ax80 7025MHz Ant1 SISO

-26dB Bandwidth NVNT ax80 5985MHz Ant2 SISO

-26dB Bandwidth NVNT ax80 6225MHz Ant2 SISO

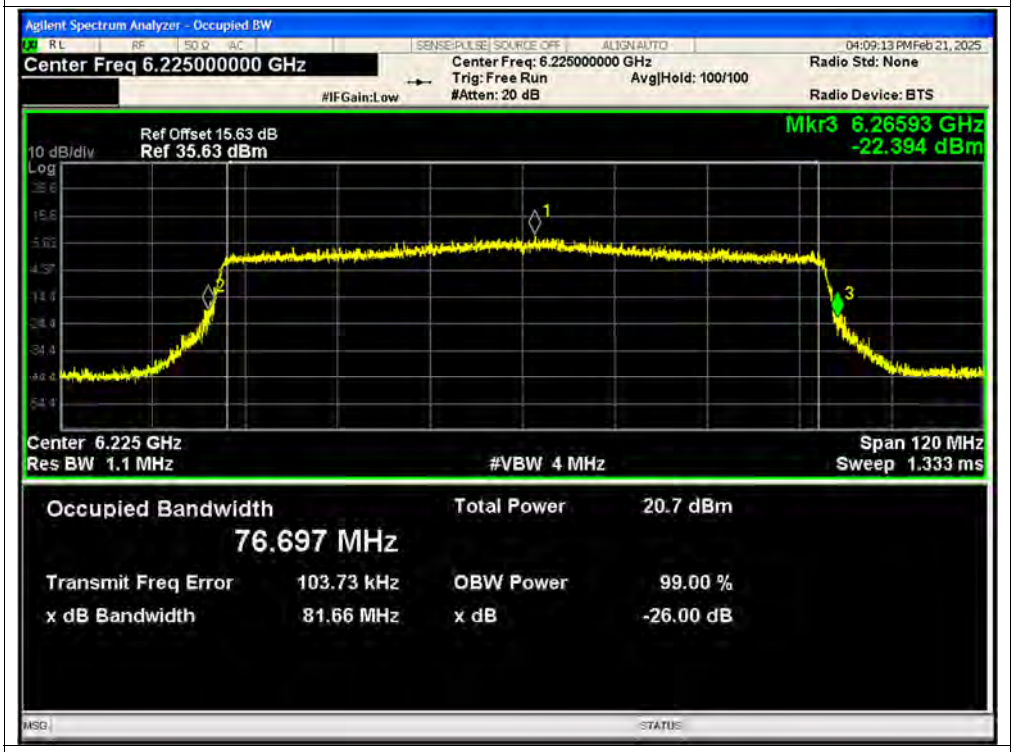

-26dB Bandwidth NVNT ax80 6385MHz Ant2 SISO

-26dB Bandwidth NVNT ax80 6465MHz Ant2 SISO

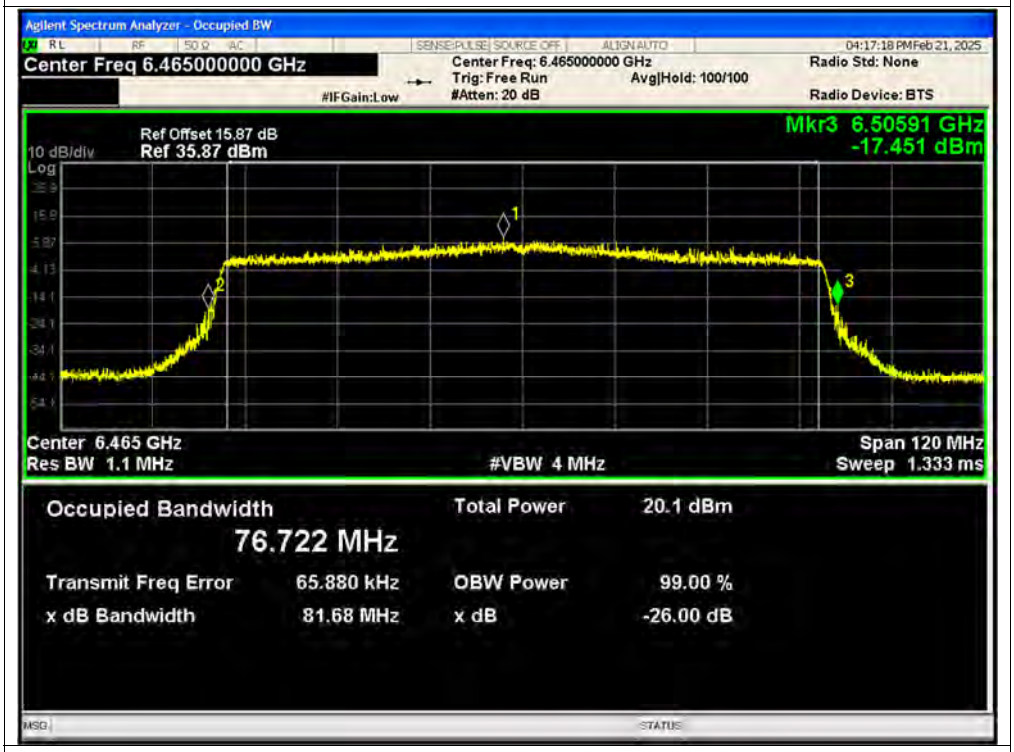

-26dB Bandwidth NVNT ax80 6625MHz Ant2 SISO

-26dB Bandwidth NVNT ax80 6705MHz Ant2 SISO

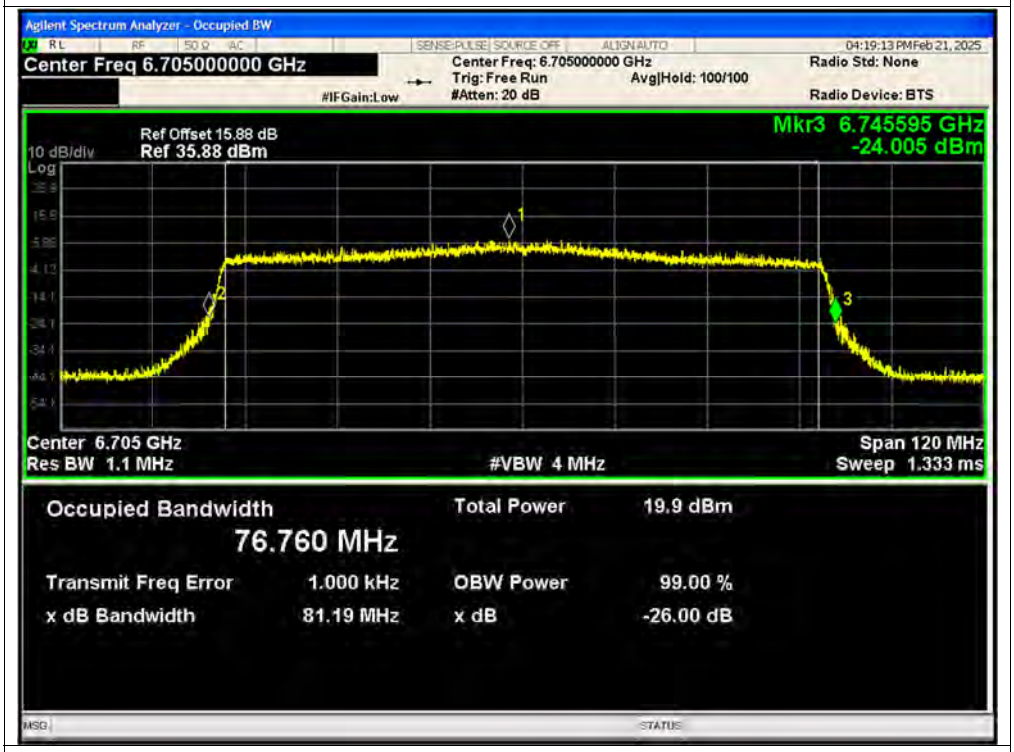

-26dB Bandwidth NVNT ax80 6785MHz Ant2 SISO

-26dB Bandwidth NVNT ax80 6945MHz Ant2 SISO

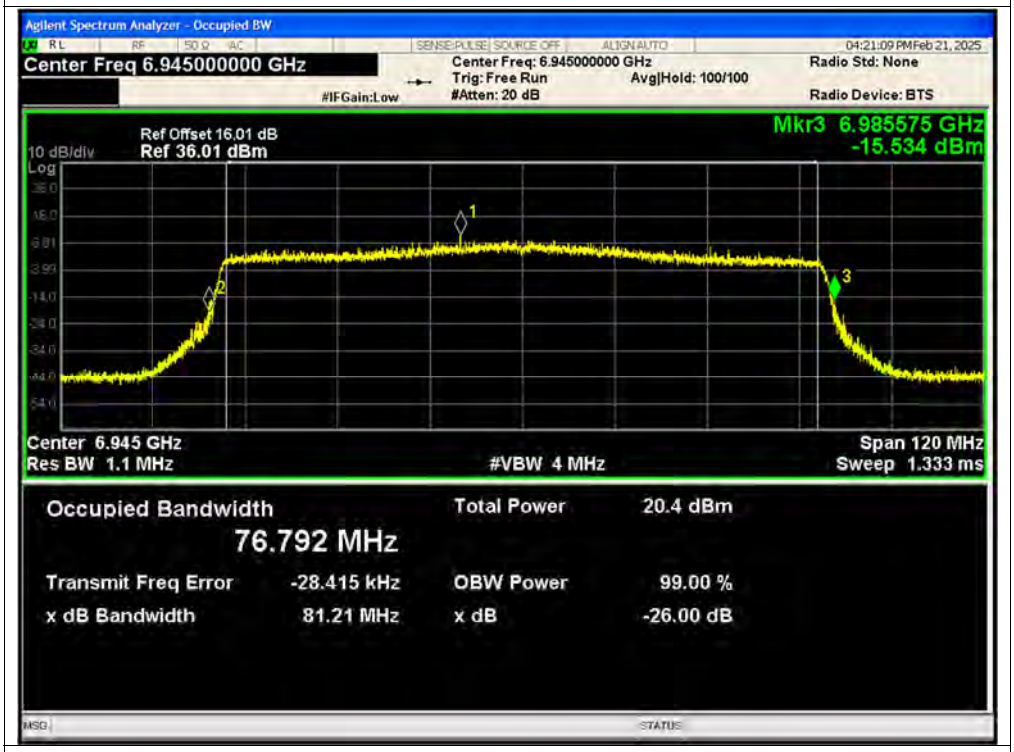

-26dB Bandwidth NVNT ax80 7025MHz Ant2 SISO

-26dB Bandwidth NVNT ax160 6025MHz Ant1 SISO

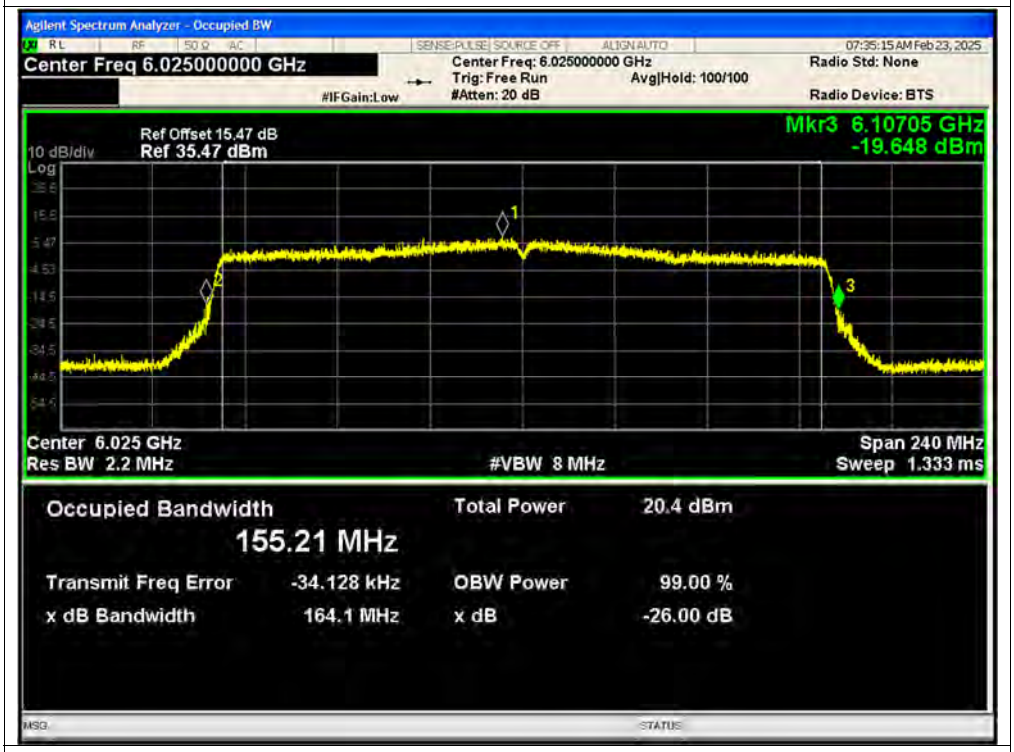

-26dB Bandwidth NVNT ax160 6185MHz Ant1 SISO

-26dB Bandwidth NVNT ax160 6345MHz Ant1 SISO

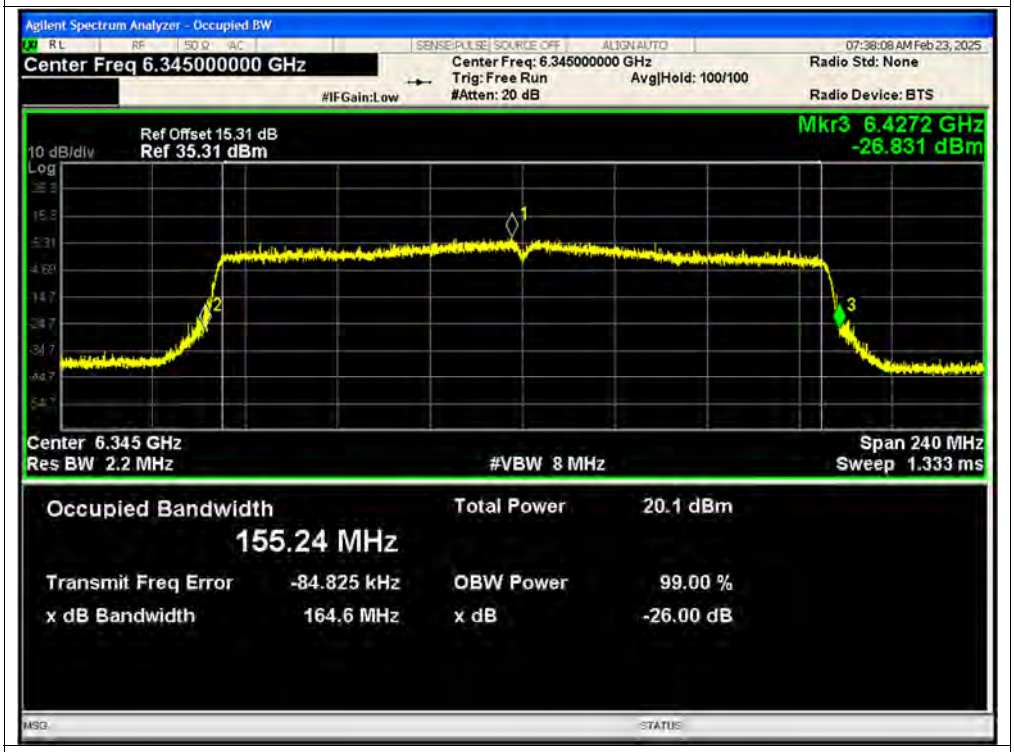

-26dB Bandwidth NVNT ax160 6665MHz Ant1 SISO

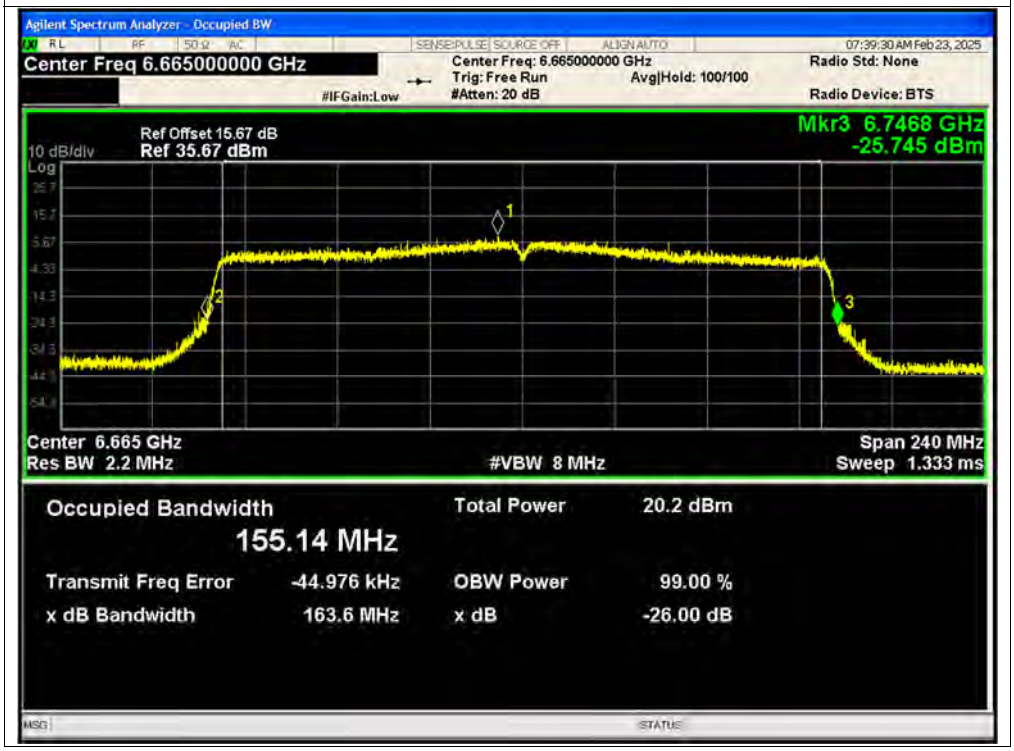

-26dB Bandwidth NVNT ax160 6985MHz Ant1 SISO

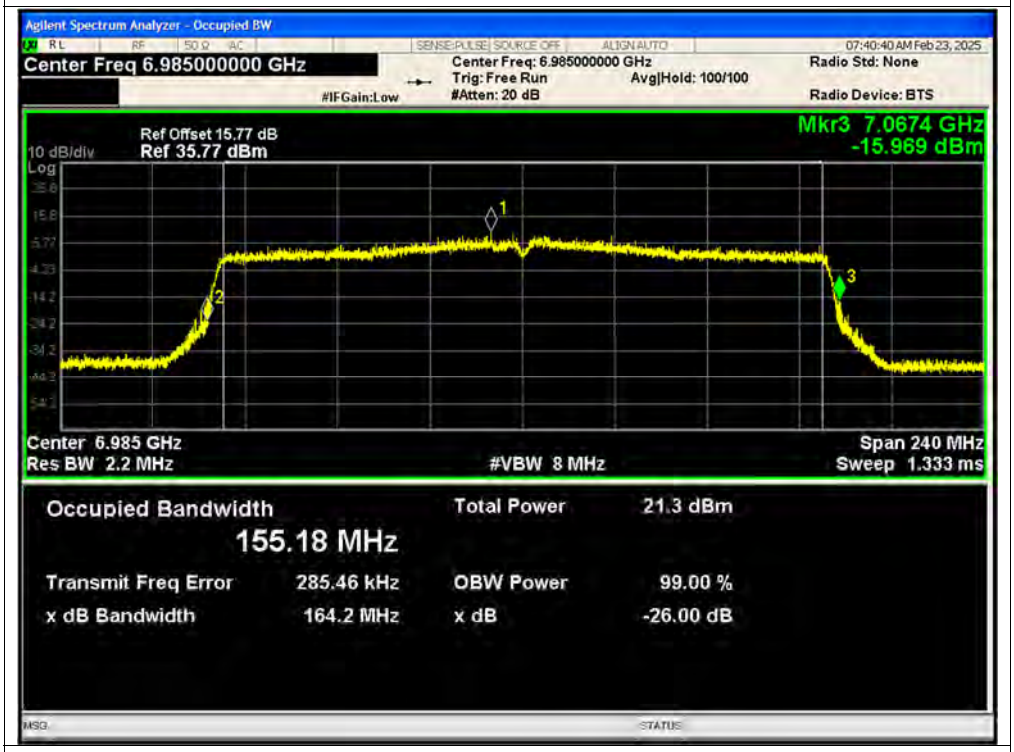

-26dB Bandwidth NVNT ax160 6025MHz Ant2 SISO

-26dB Bandwidth NVNT ax160 6185MHz Ant2 SISO

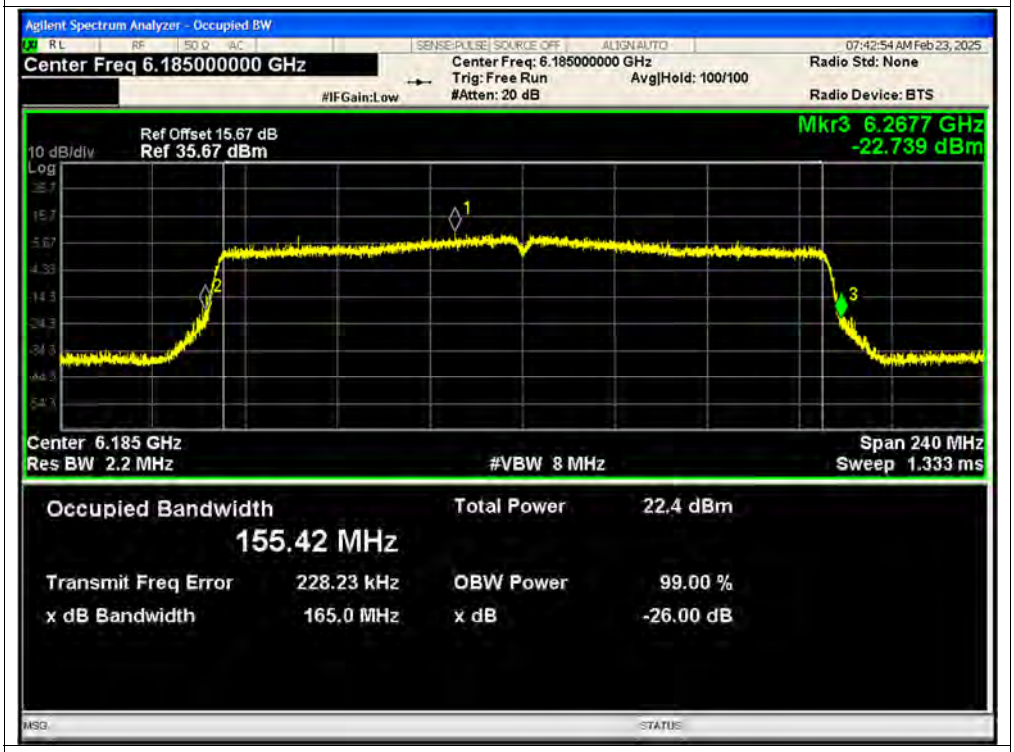

-26dB Bandwidth NVNT ax160 6345MHz Ant2 SISO

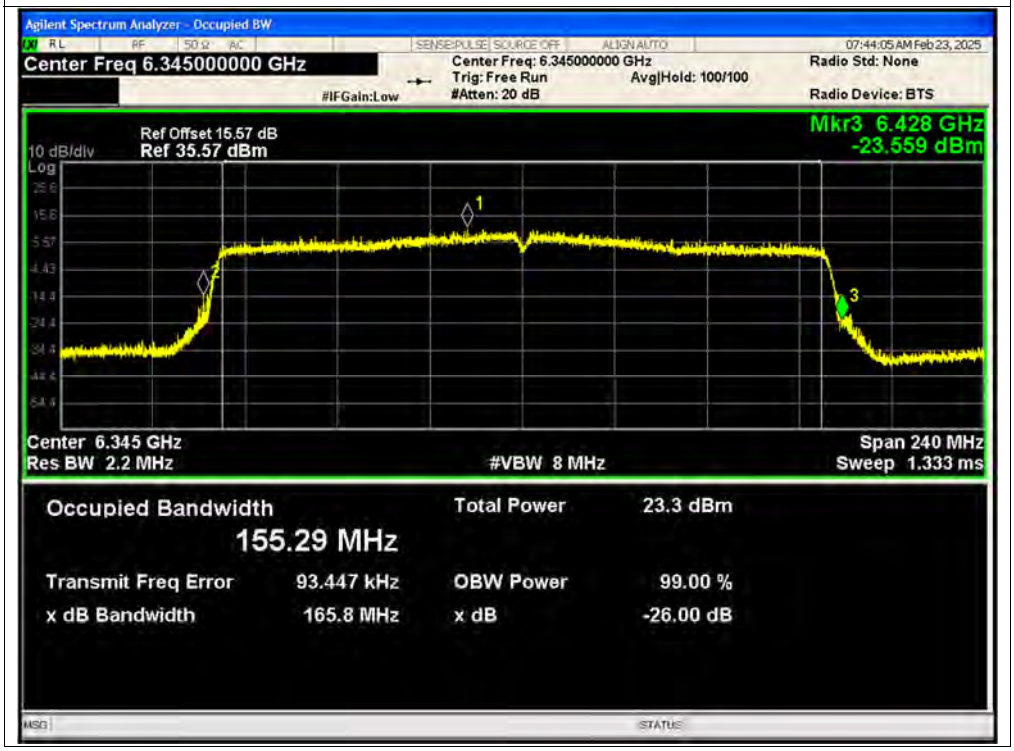

-26dB Bandwidth NVNT ax160 6665MHz Ant2 SISO

-26dB Bandwidth NVNT ax160 6985MHz Ant2 SISO

-26dB Bandwidth NVNT ax20 26@0 5955MHz Ant1 SISO

-26dB Bandwidth NVNT ax20 26@0 6175MHz Ant1 SISO

-26dB Bandwidth NVNT ax20 26@0 6415MHz Ant1 SISO

-26dB Bandwidth NVNT ax20 26@0 6435MHz Ant1 SISO

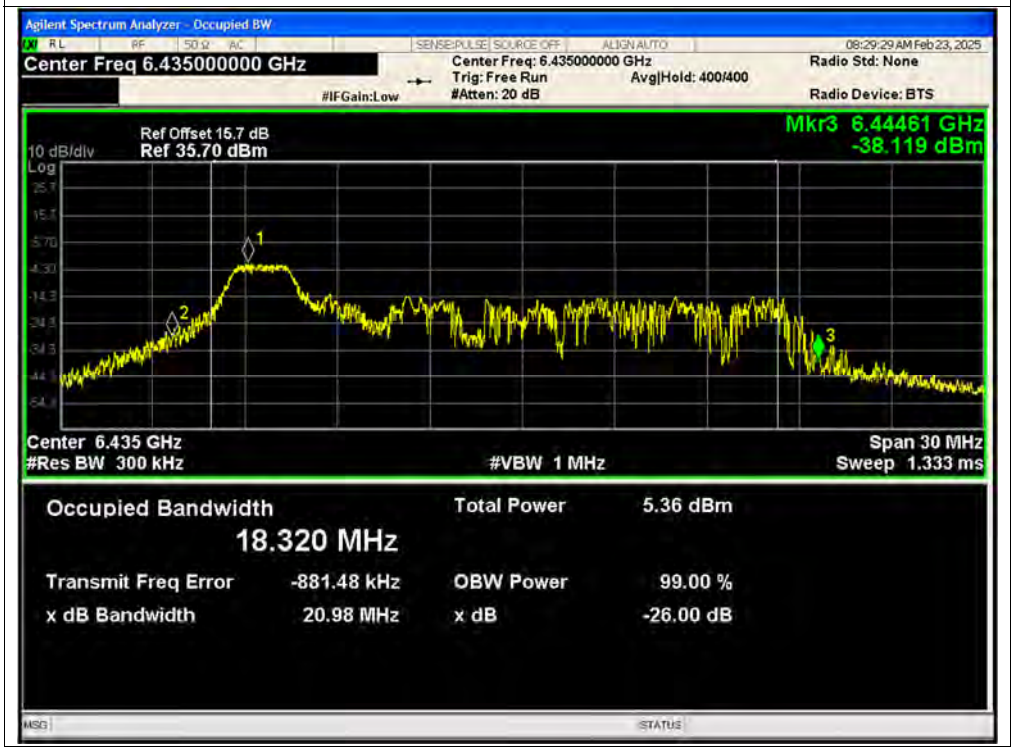

-26dB Bandwidth NVNT ax20 26@0 6475MHz Ant1 SISO

-26dB Bandwidth NVNT ax20 26@0 6515MHz Ant1 SISO

-26dB Bandwidth NVNT ax20 26@0 6535MHz Ant1 SISO

-26dB Bandwidth NVNT ax20 26@0 6695MHz Ant1 SISO

-26dB Bandwidth NVNT ax20 26@0 6855MHz Ant1 SISO

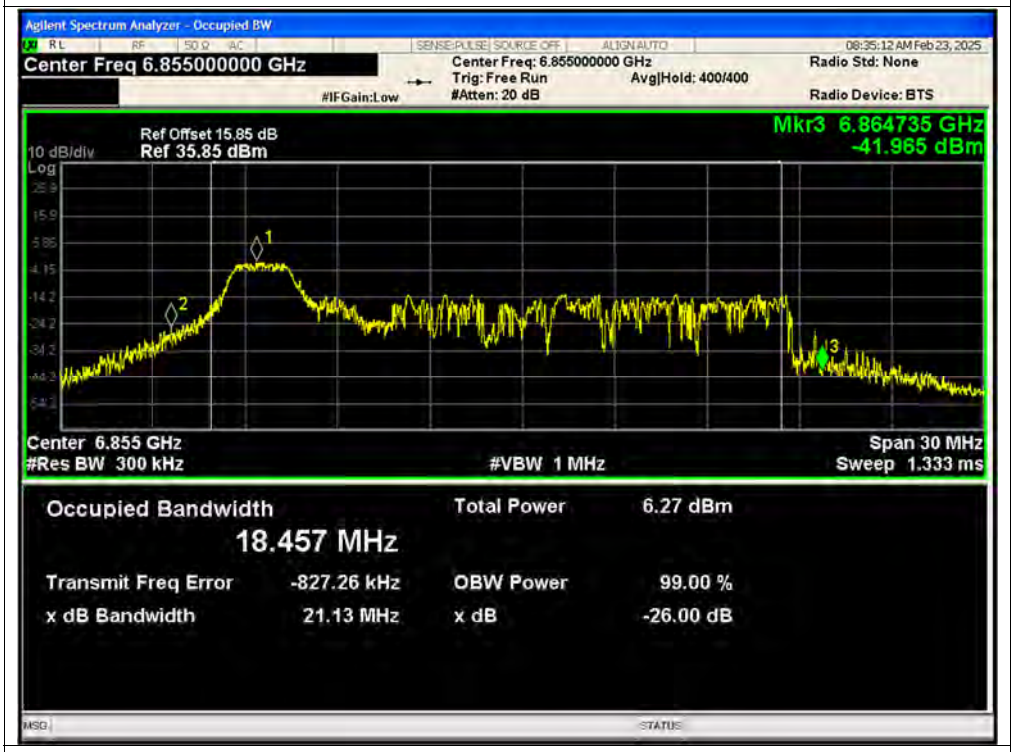

-26dB Bandwidth NVNT ax20 26@0 6875MHz Ant1 SISO

-26dB Bandwidth NVNT ax20 26@0 6995MHz Ant1 SISO

-26dB Bandwidth NVNT ax20 26@0 7115MHz Ant1 SISO

-26dB Bandwidth NVNT ax20 26@0 5955MHz Ant2 SISO

-26dB Bandwidth NVNT ax20 26@0 6175MHz Ant2 SISO

-26dB Bandwidth NVNT ax20 26@0 6415MHz Ant2 SISO

-26dB Bandwidth NVNT ax20 26@0 6435MHz Ant2 SISO

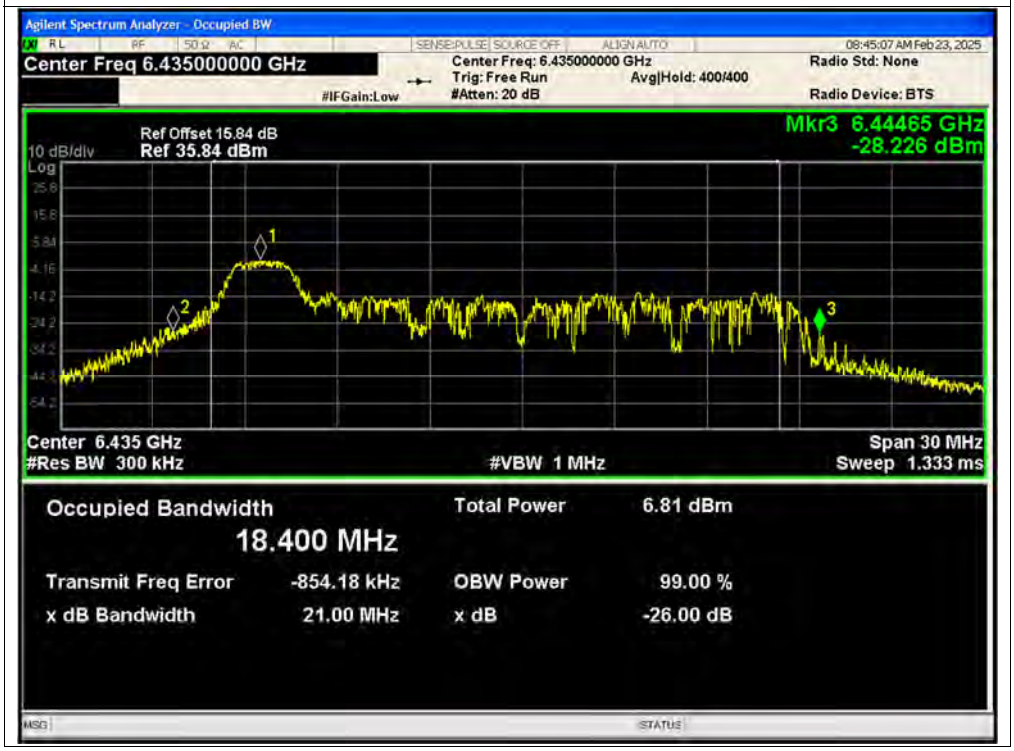

-26dB Bandwidth NVNT ax20 26@0 6475MHz Ant2 SISO

-26dB Bandwidth NVNT ax20 26@0 6515MHz Ant2 SISO

-26dB Bandwidth NVNT ax20 26@0 6535MHz Ant2 SISO

-26dB Bandwidth NVNT ax20 26@0 6695MHz Ant2 SISO

-26dB Bandwidth NVNT ax20 26@0 6855MHz Ant2 SISO

-26dB Bandwidth NVNT ax20 26@0 6875MHz Ant2 SISO

-26dB Bandwidth NVNT ax20 26@0 6995MHz Ant2 SISO

-26dB Bandwidth NVNT ax20 26@0 7115MHz Ant2 SISO

-26dB Bandwidth NVNT ax20 52@37 5955MHz Ant1 SISO

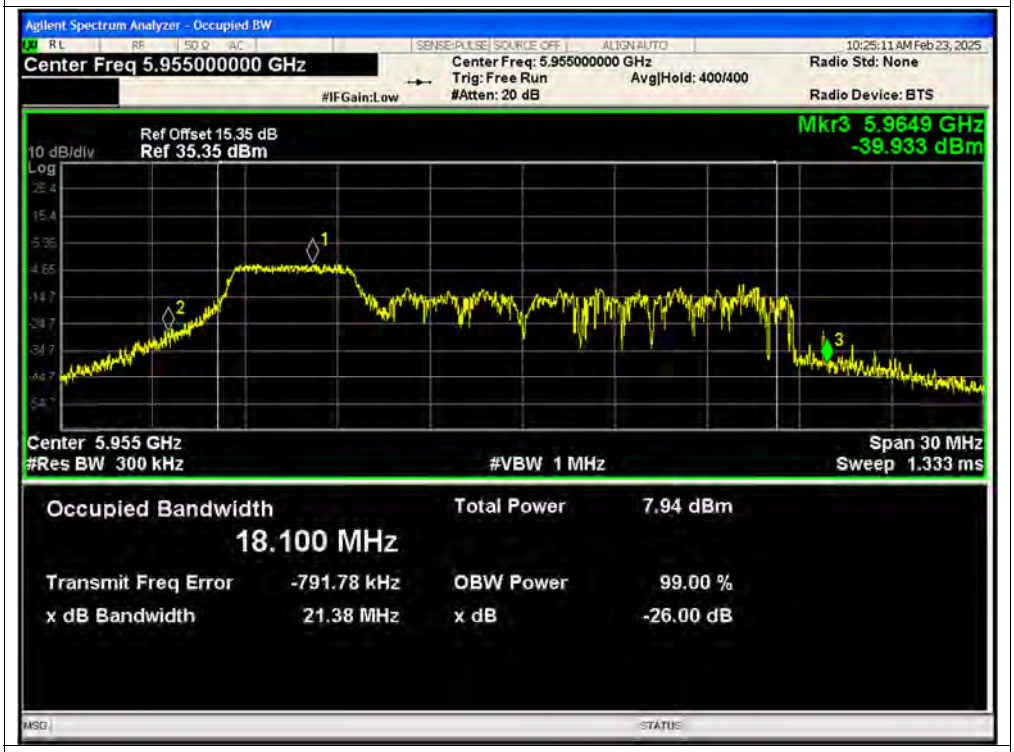

-26dB Bandwidth NVNT ax20 52@37 6175MHz Ant1 SISO

-26dB Bandwidth NVNT ax20 52@37 6415MHz Ant1 SISO

-26dB Bandwidth NVNT ax20 52@37 6435MHz Ant1 SISO

-26dB Bandwidth NVNT ax20 52@37 6475MHz Ant1 SISO

-26dB Bandwidth NVNT ax20 52@37 6515MHz Ant1 SISO

-26dB Bandwidth NVNT ax20 52@37 6535MHz Ant1 SISO

-26dB Bandwidth NVNT ax20 52@37 6695MHz Ant1 SISO

-26dB Bandwidth NVNT ax20 52@37 6855MHz Ant1 SISO

-26dB Bandwidth NVNT ax20 52@37 6875MHz Ant1 SISO

-26dB Bandwidth NVNT ax20 52@37 6995MHz Ant1 SISO

-26dB Bandwidth NVNT ax20 52@37 7115MHz Ant1 SISO