Contention Based Protocol NVNT ax160 6665MHz Interfere 6665 MHz_4

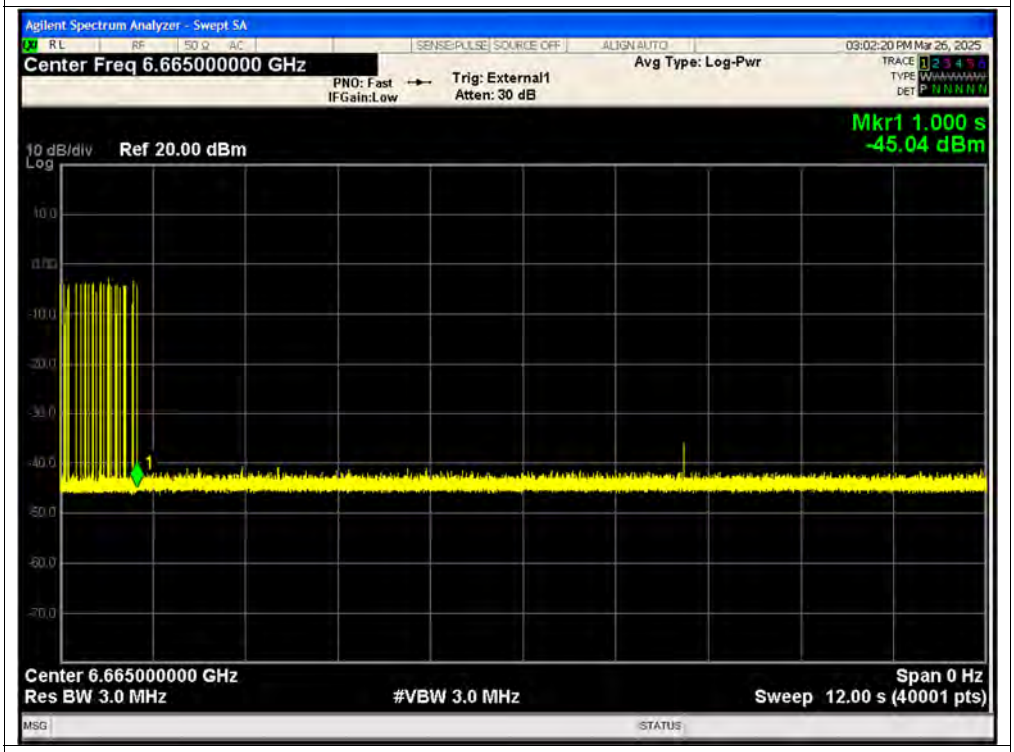

Contention Based Protocol NVNT ax160 6665MHz Interfere 6665 MHz_5

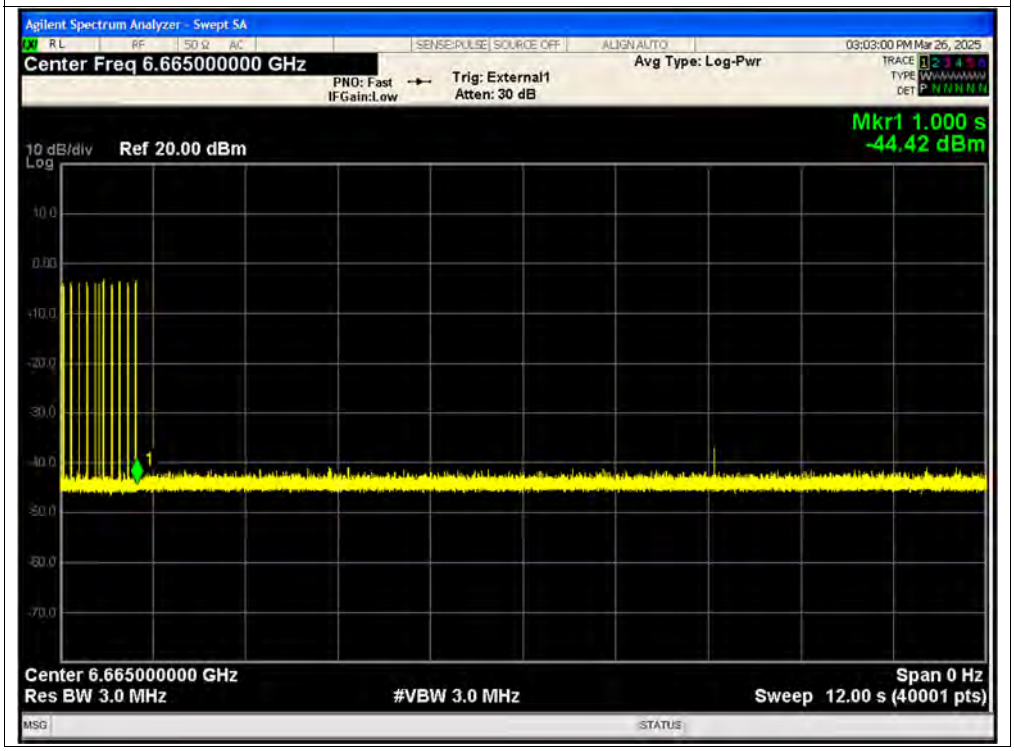

Contention Based Protocol NVNT ax160 6665MHz Interfere 6665 MHz_6

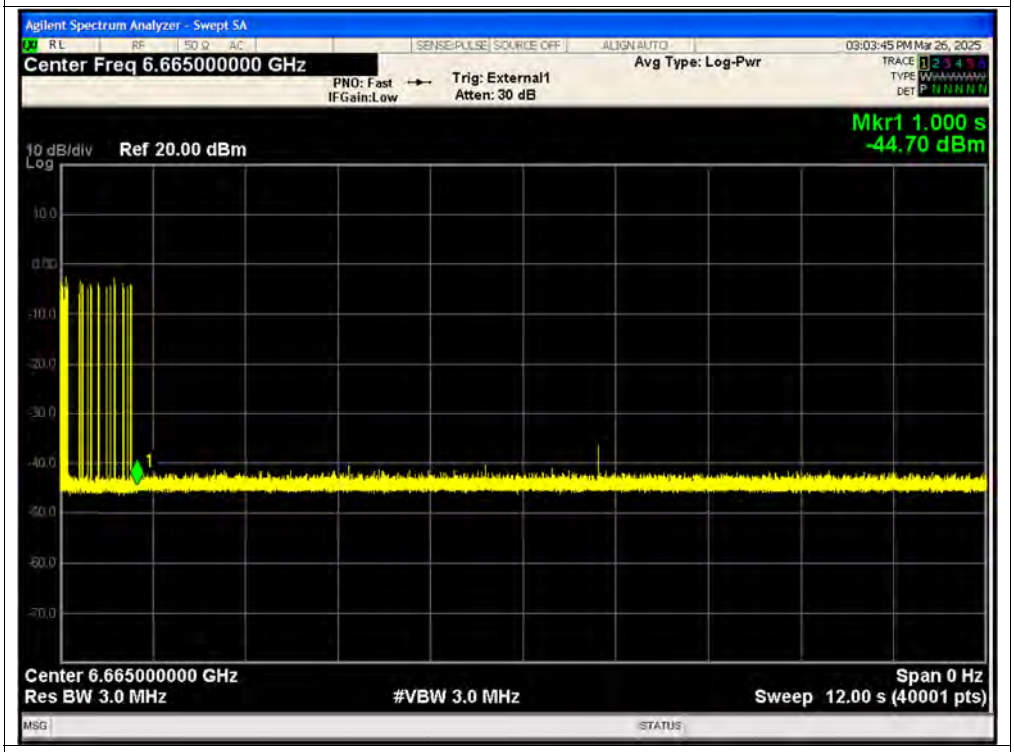

Contention Based Protocol NVNT ax160 6665MHz Interfere 6665 MHz_7

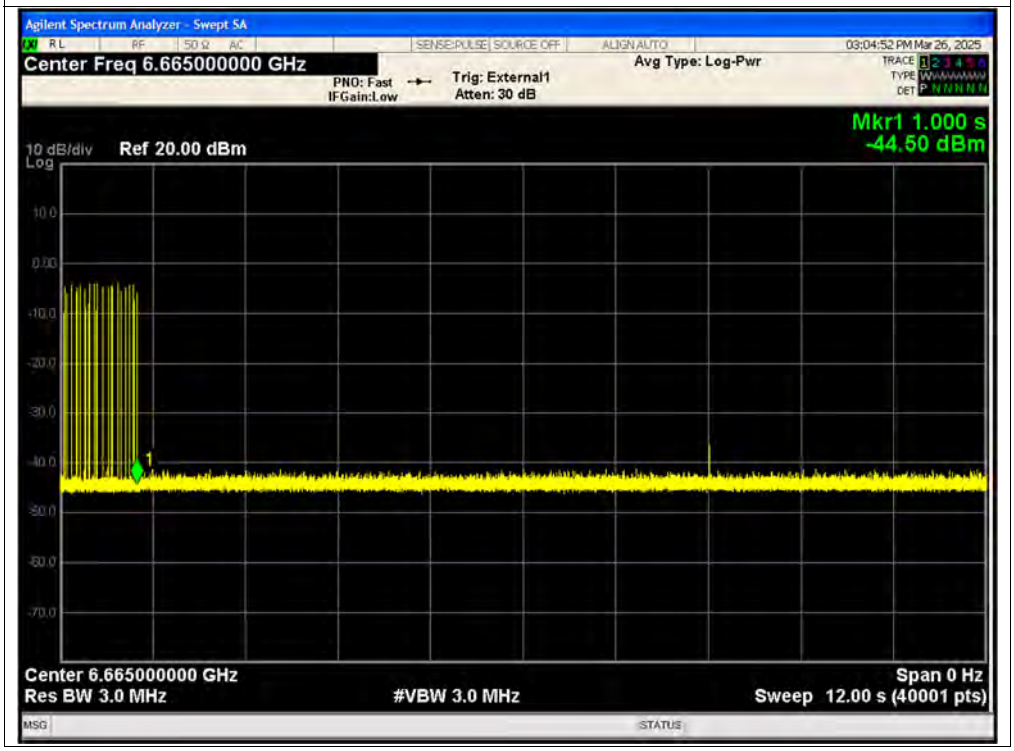

Contention Based Protocol NVNT ax160 6665MHz Interfere 6665 MHz_8

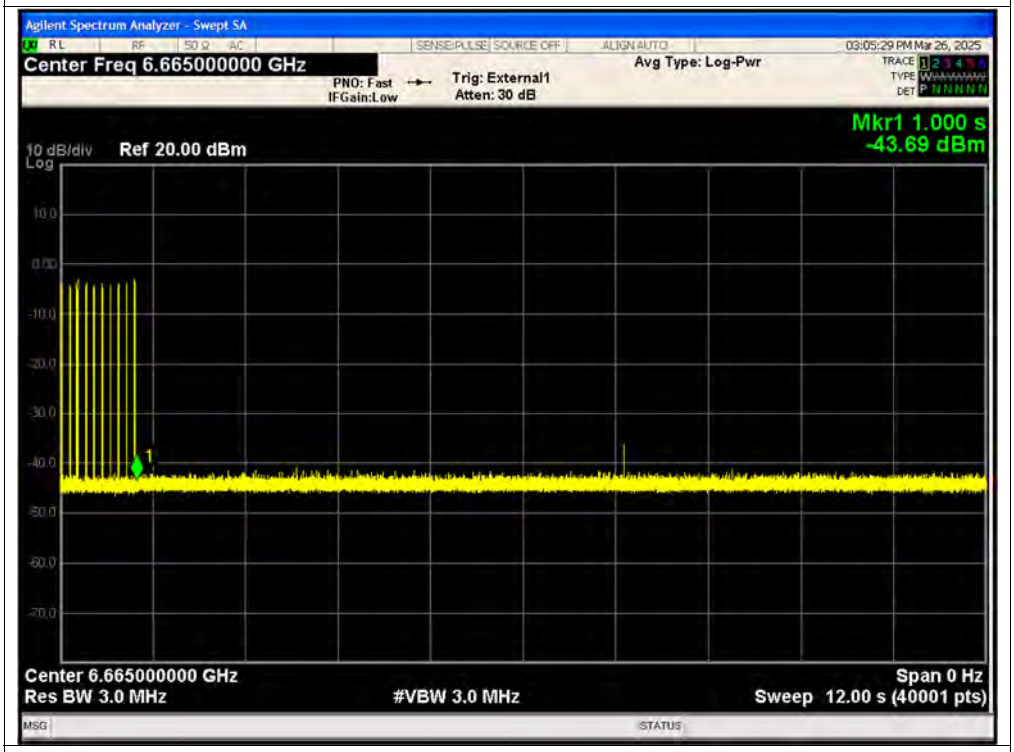

Contention Based Protocol NVNT ax160 6665MHz Interfere 6665 MHz_9

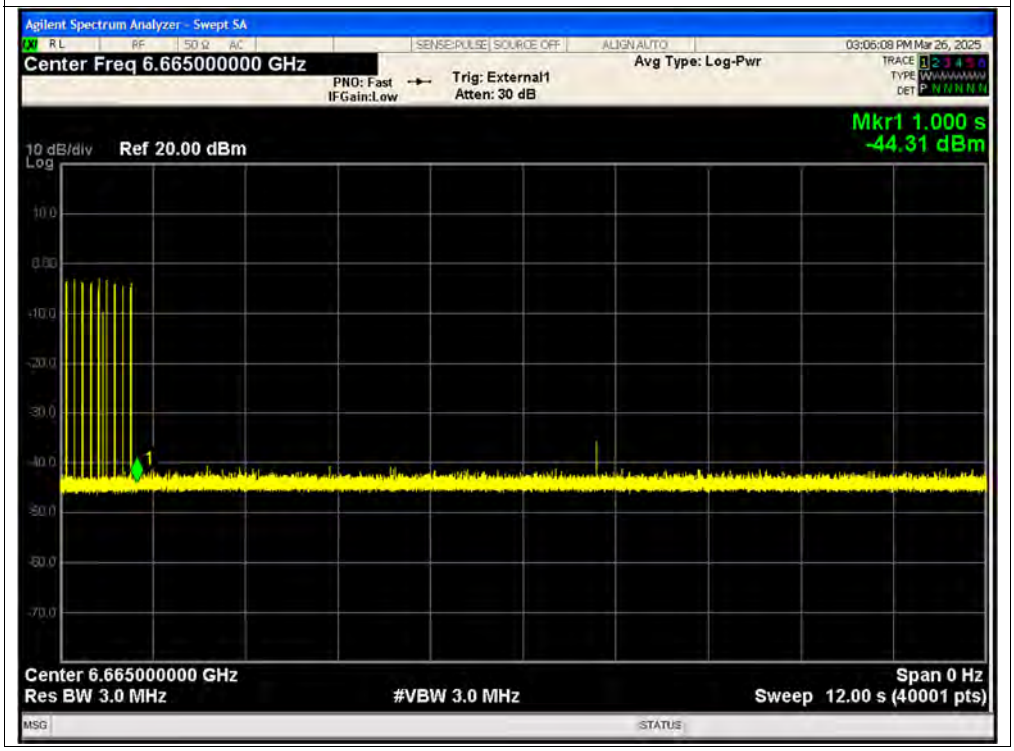

Contention Based Protocol NVNT ax160 6665MHz Interfere 6665 MHz_10

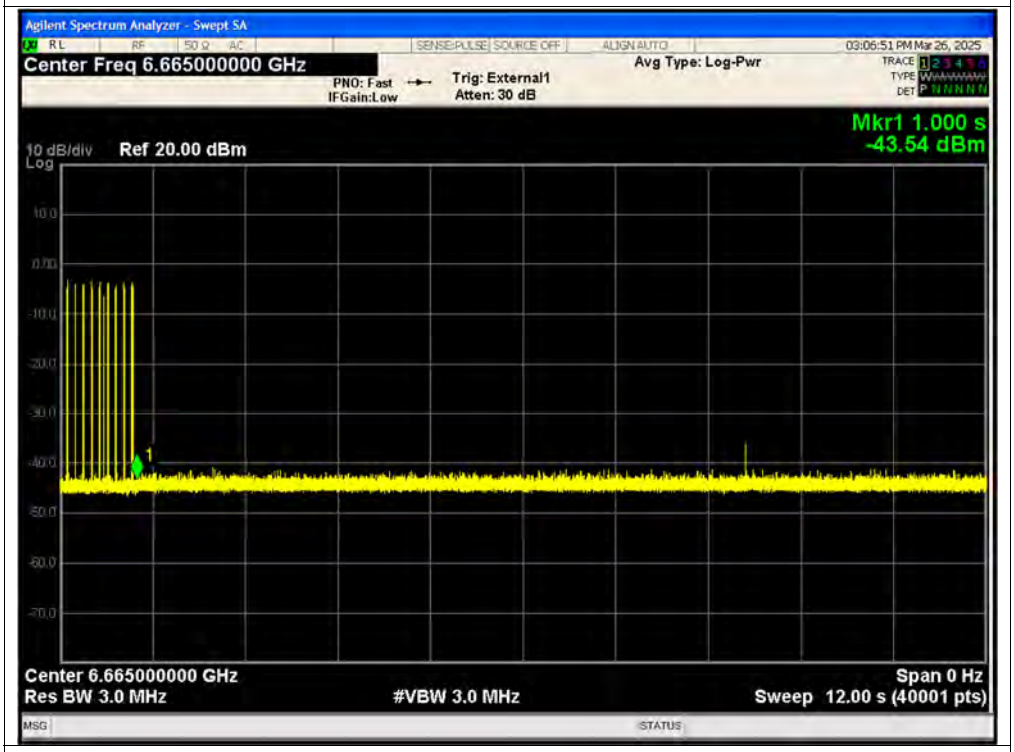

Contention Based Protocol NVNT ax160 6665MHz Interfere 6665 MHz_Minimum

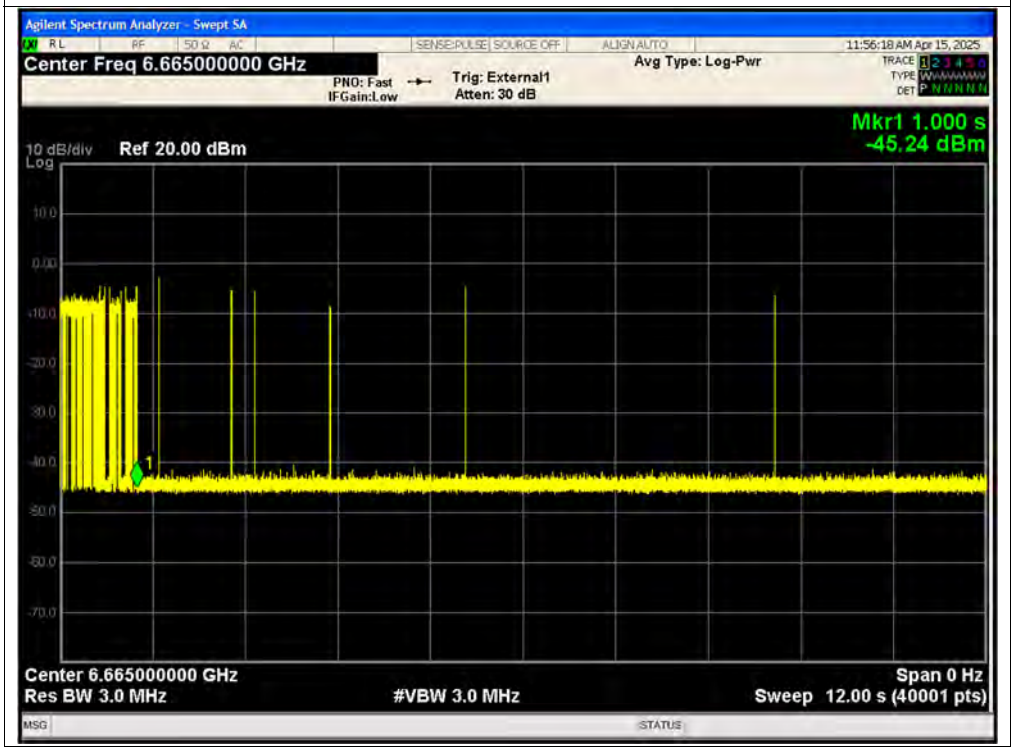

Contention Based Protocol NVNT ax160 6665MHz Interfere 6740 MHz_1

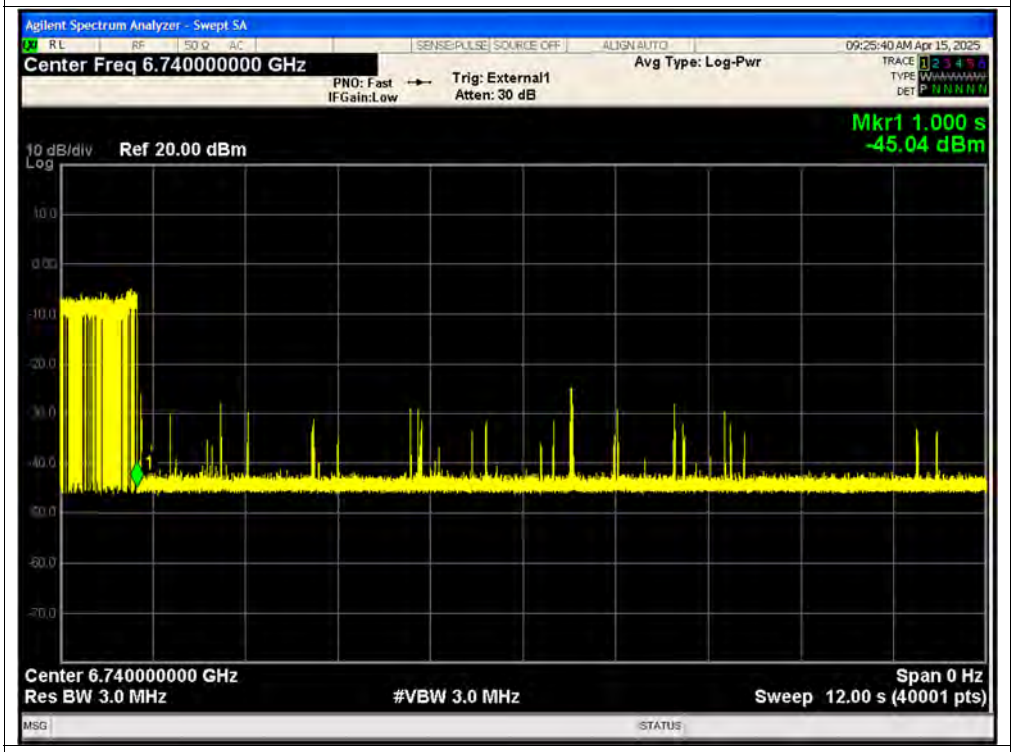

Contention Based Protocol NVNT ax160 6665MHz Interfere 6740 MHz_2

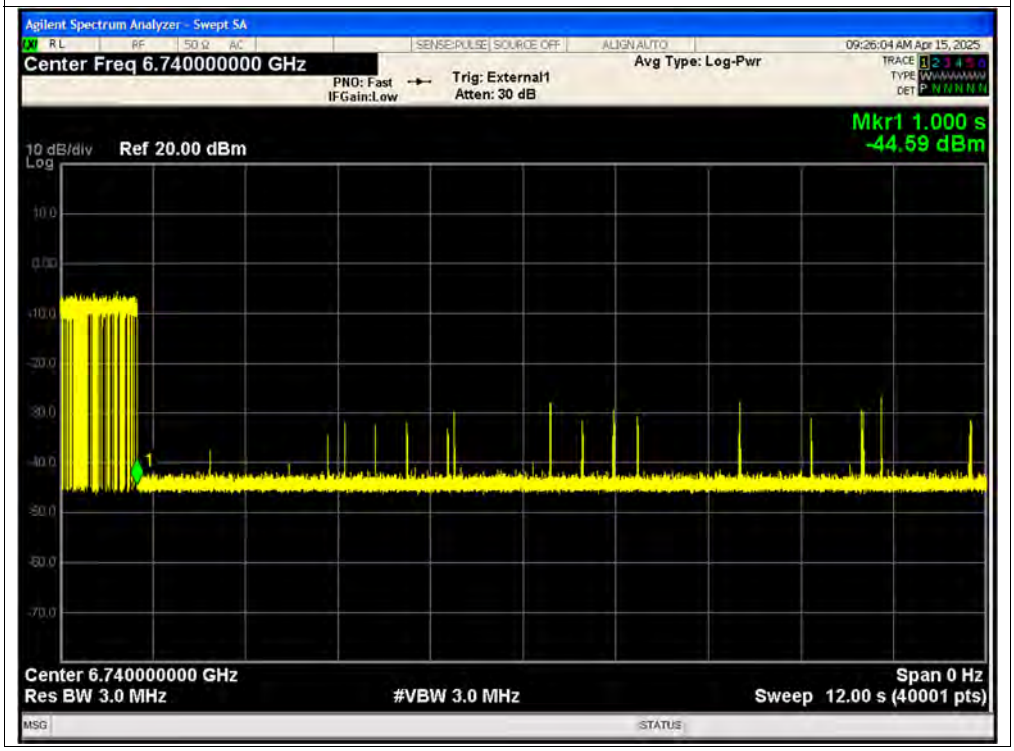

Contention Based Protocol NVNT ax160 6665MHz Interfere 6740 MHz_3

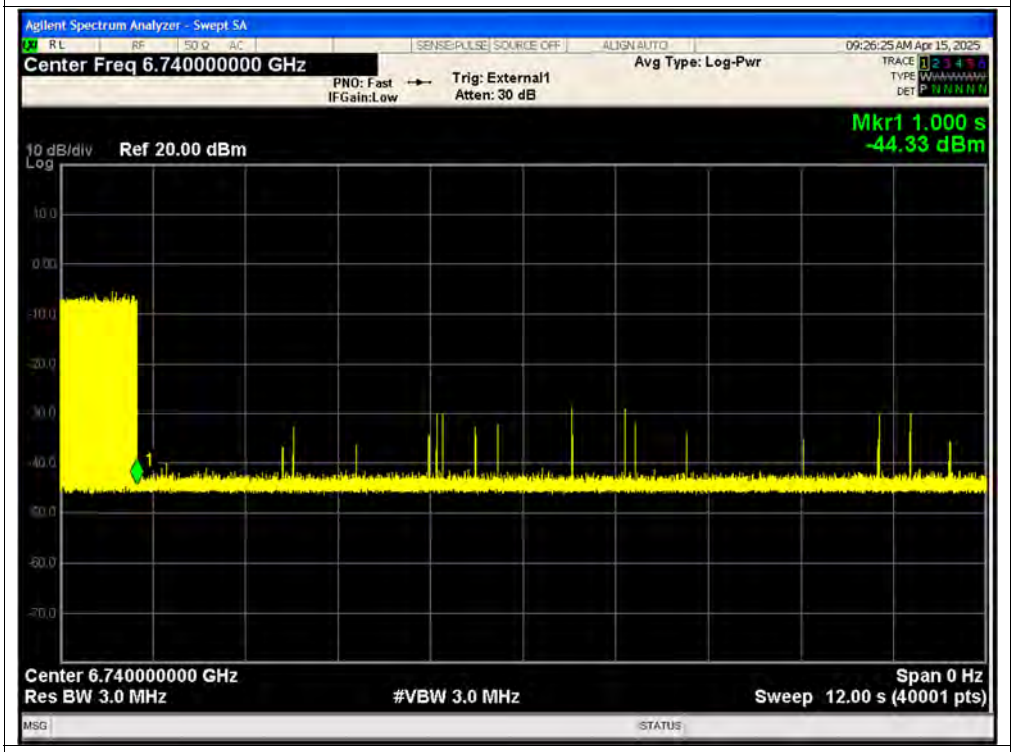

Contention Based Protocol NVNT ax160 6665MHz Interfere 6740 MHz_4

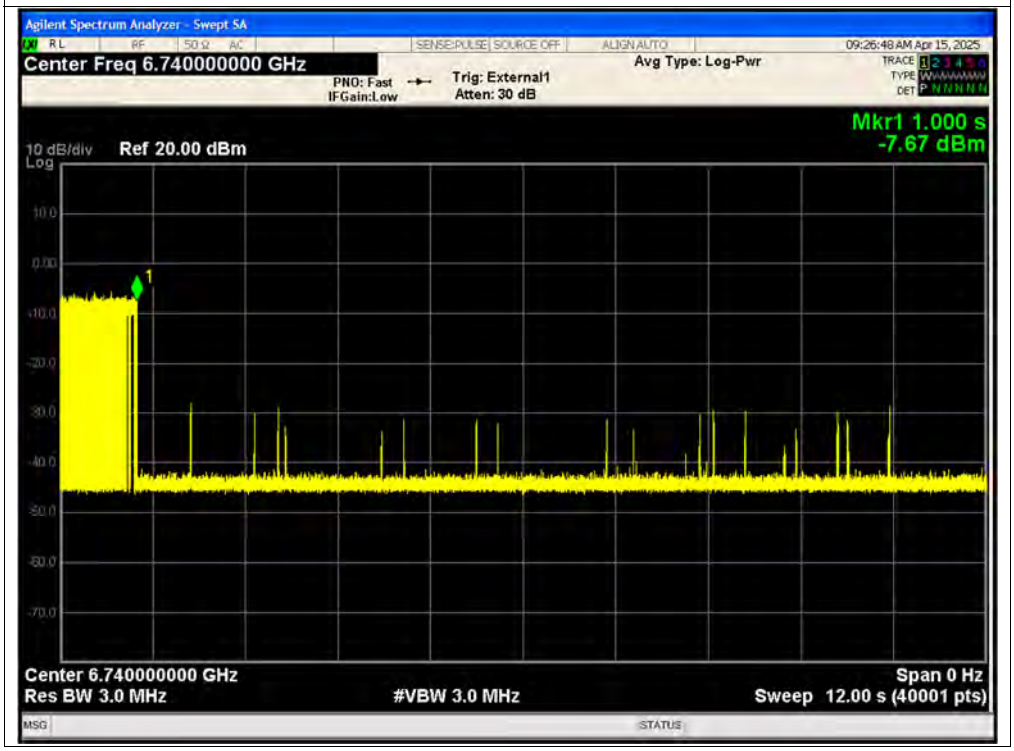

Contention Based Protocol NVNT ax160 6665MHz Interfere 6740 MHz_5

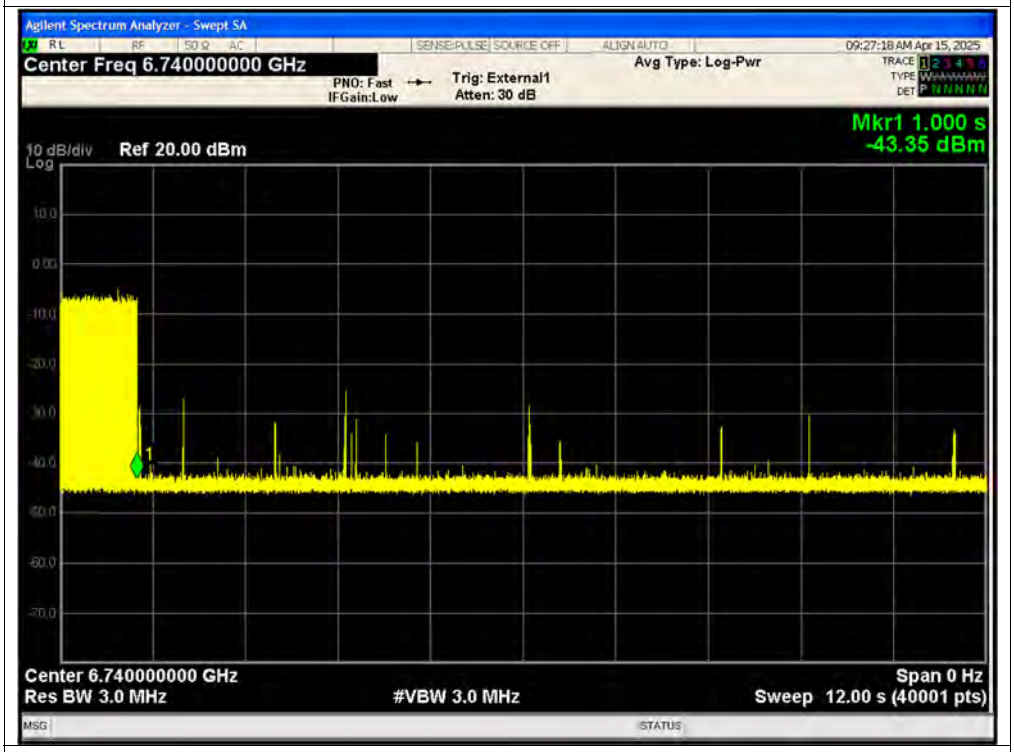

Contention Based Protocol NVNT ax160 6665MHz Interfere 6740 MHz_6

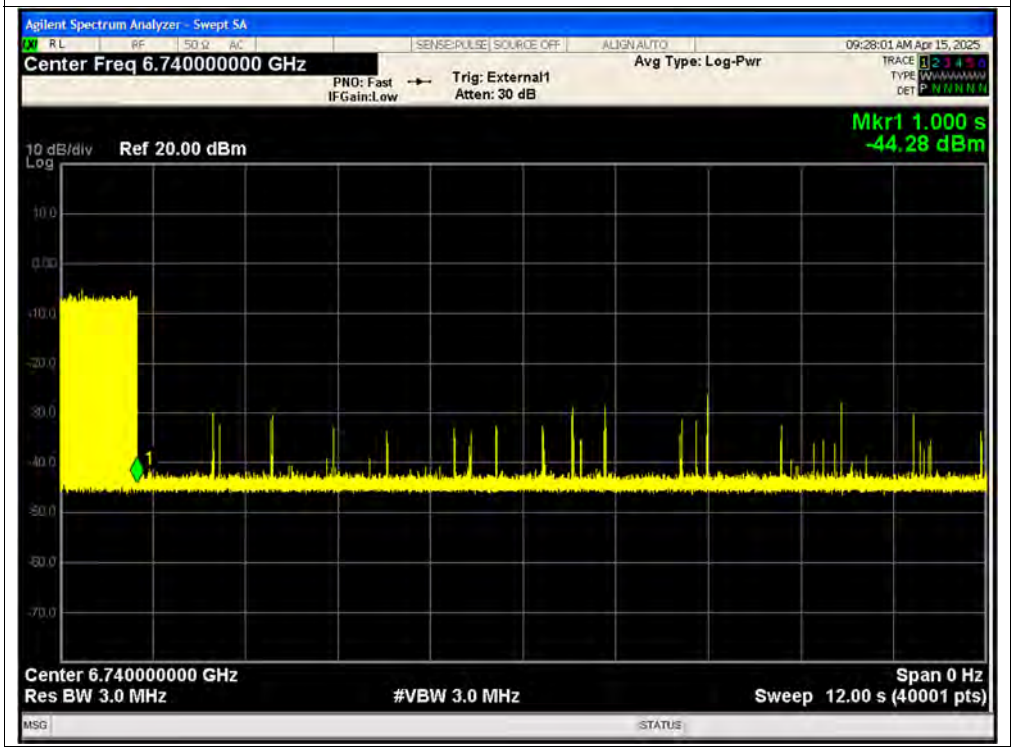

Contention Based Protocol NVNT ax160 6665MHz Interfere 6740 MHz_7

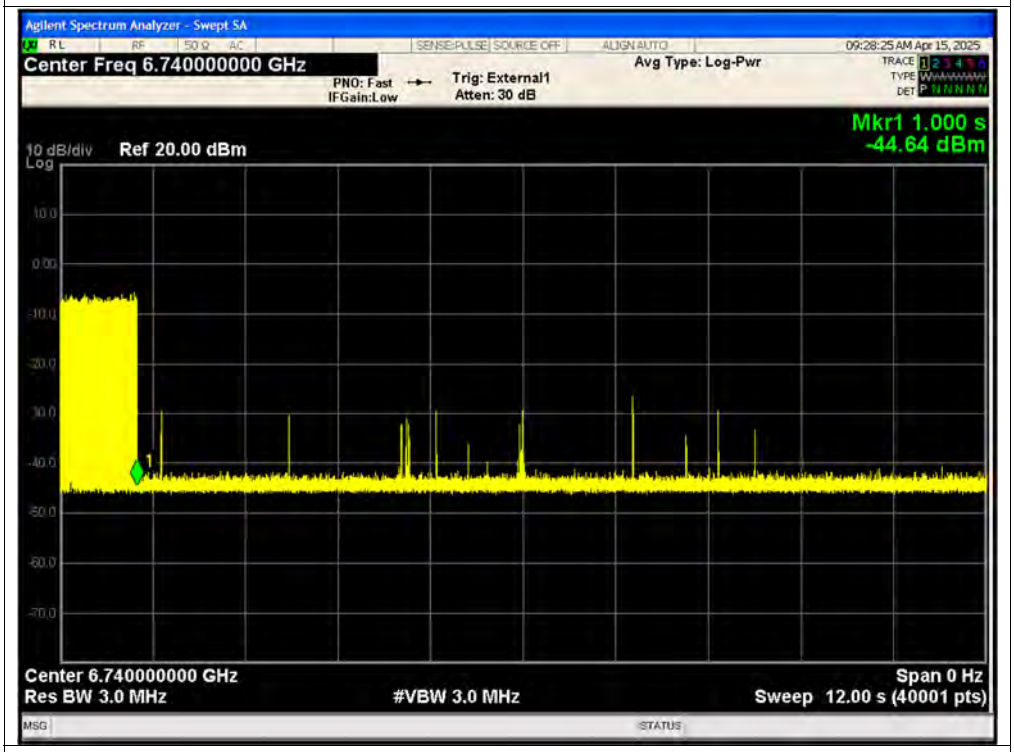

Contention Based Protocol NVNT ax160 6665MHz Interfere 6740 MHz_8

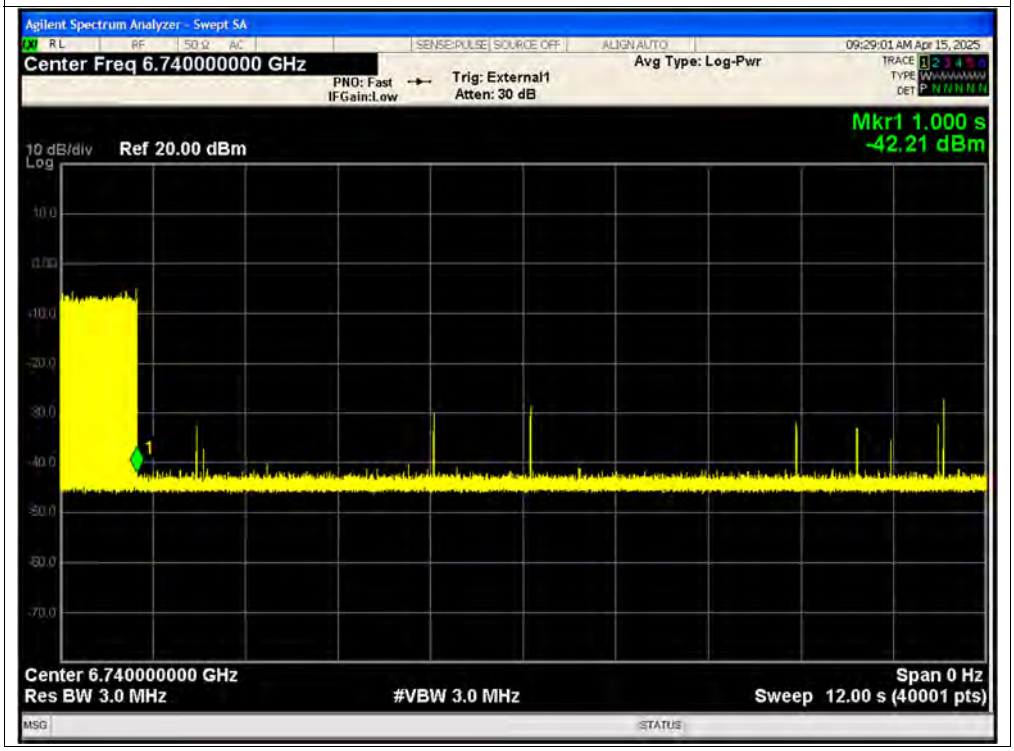

Contention Based Protocol NVNT ax160 6665MHz Interfere 6740 MHz_9

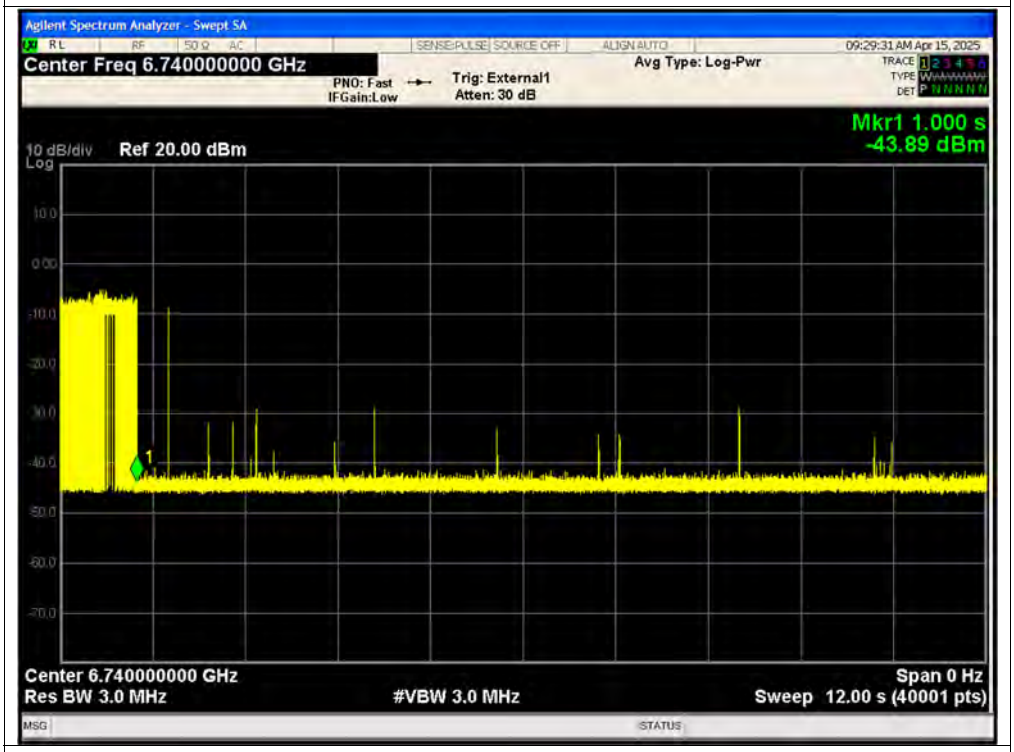

Contention Based Protocol NVNT ax160 6665MHz Interfere 6740 MHz_10

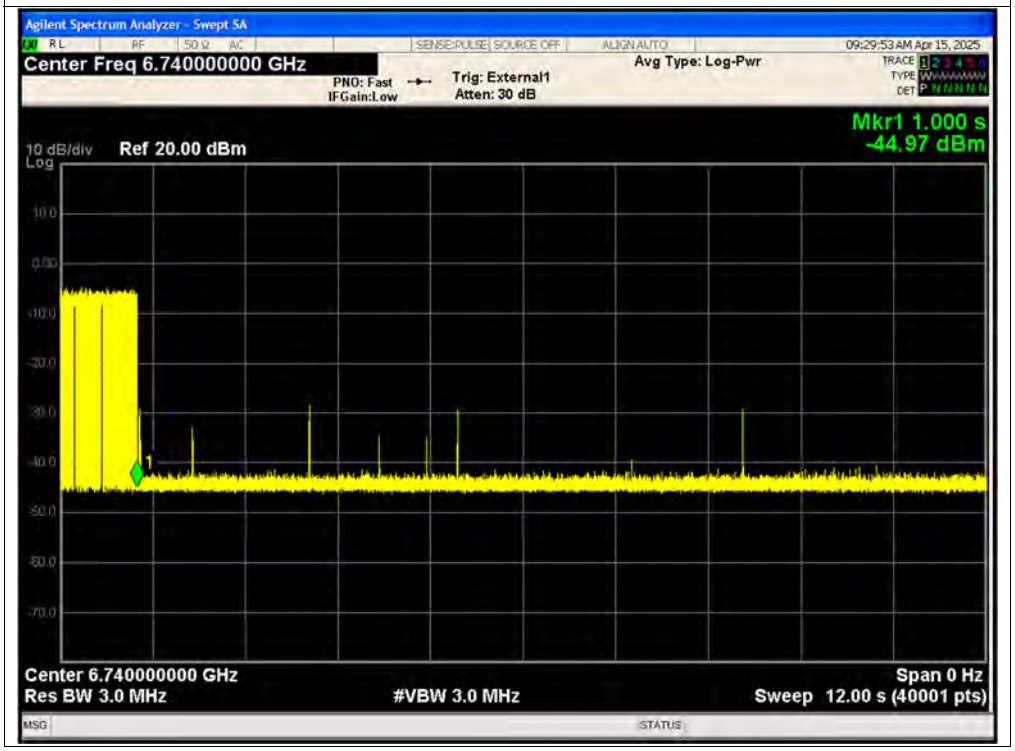

Contention Based Protocol NVNT ax160 6665MHz Interfere 6740 MHz_Minimum

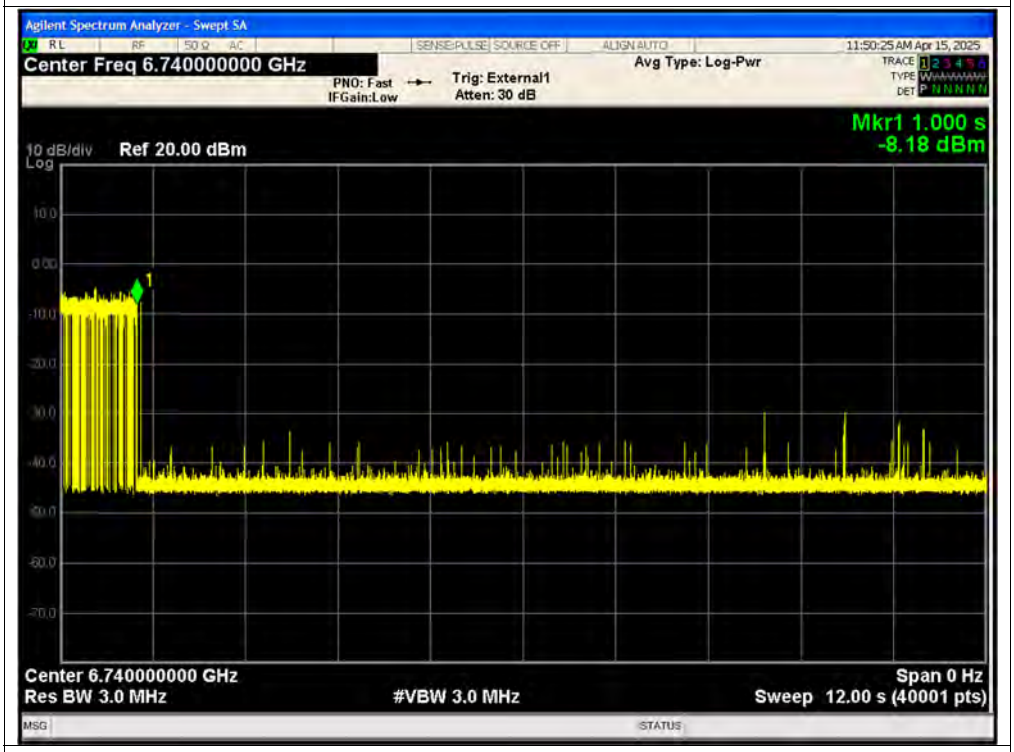

Contention Based Protocol NVNT ax160 6985MHz Interfere 6910 MHz_1

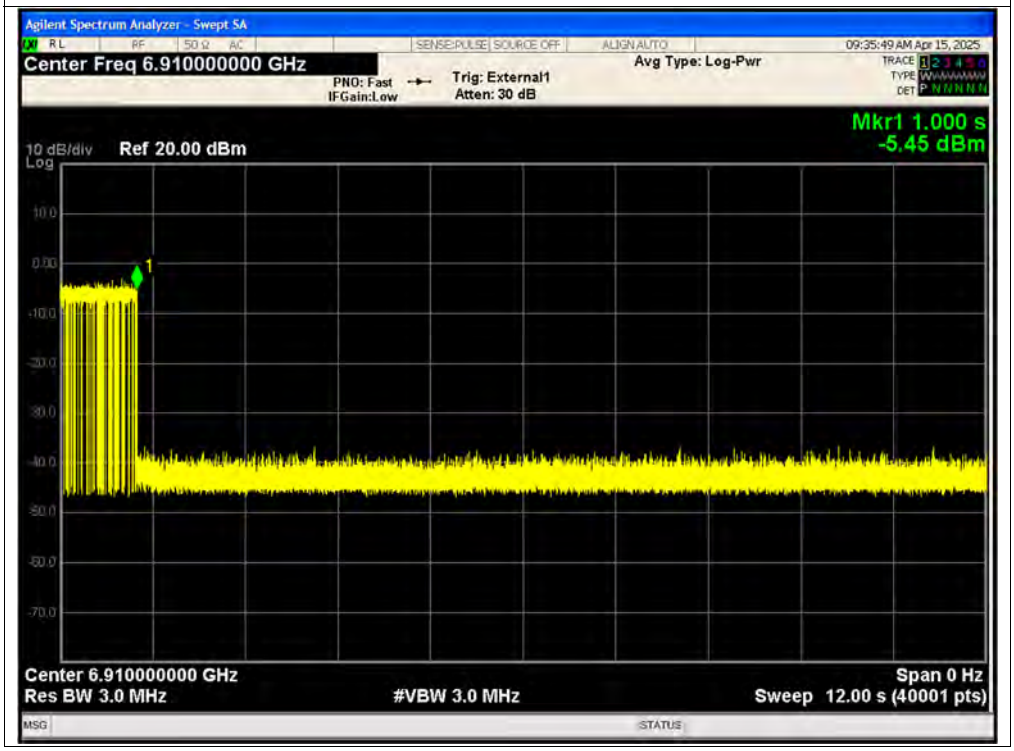

Contention Based Protocol NVNT ax160 6985MHz Interfere 6910 MHz_2

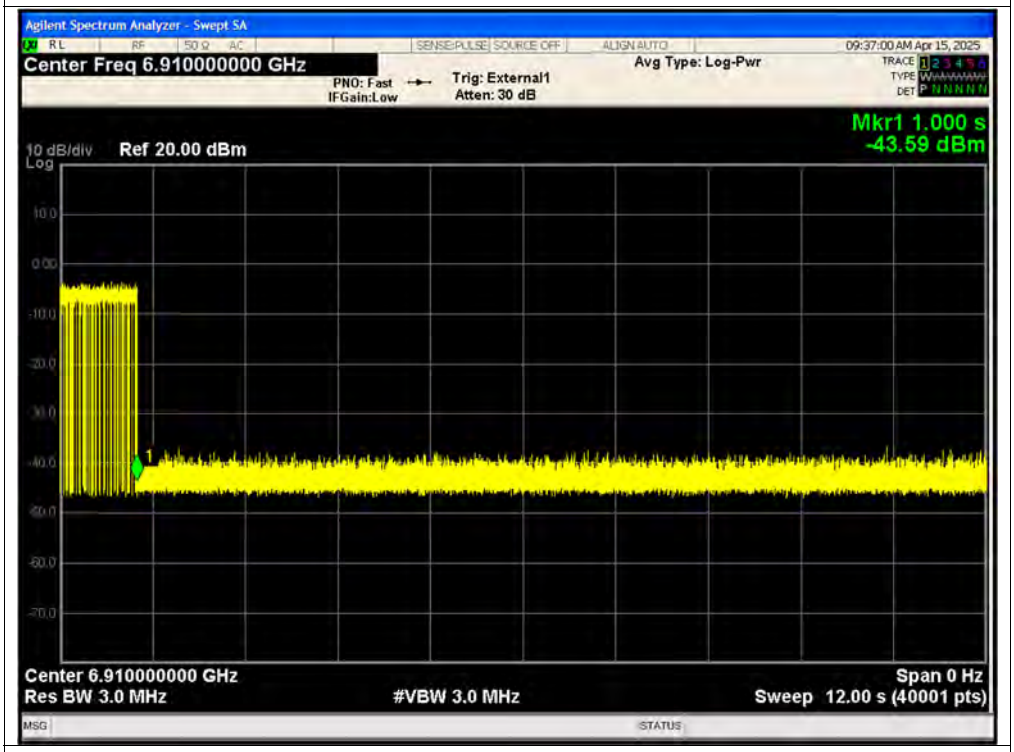

Contention Based Protocol NVNT ax160 6985MHz Interfere 6910 MHz_3

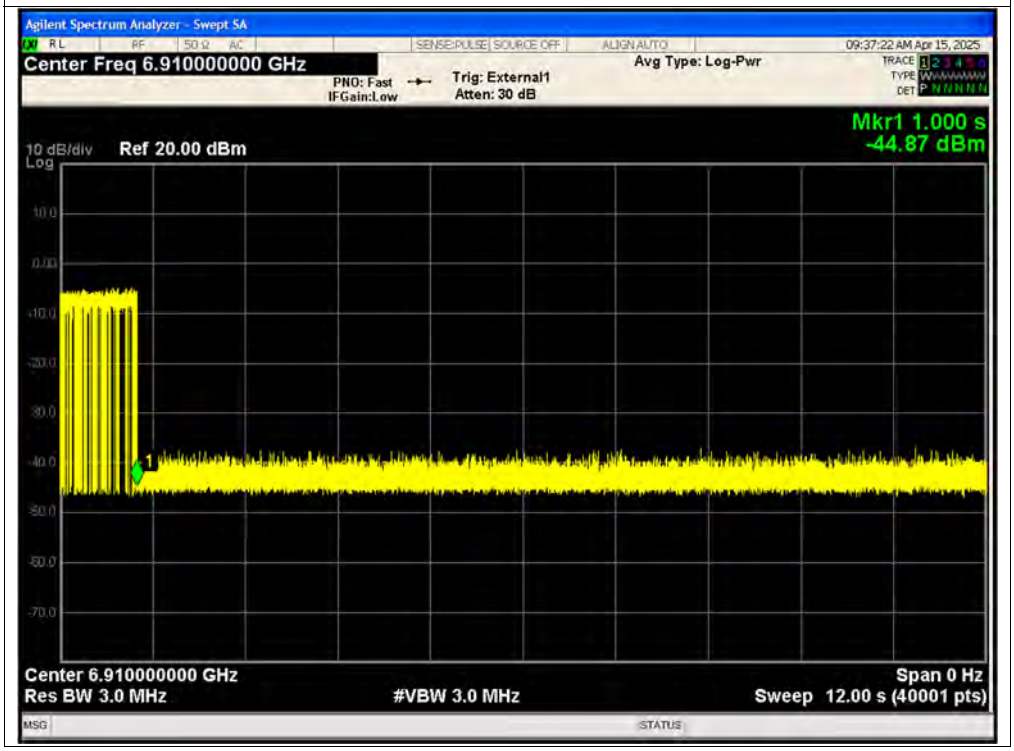

Contention Based Protocol NVNT ax160 6985MHz Interfere 6910 MHz_4

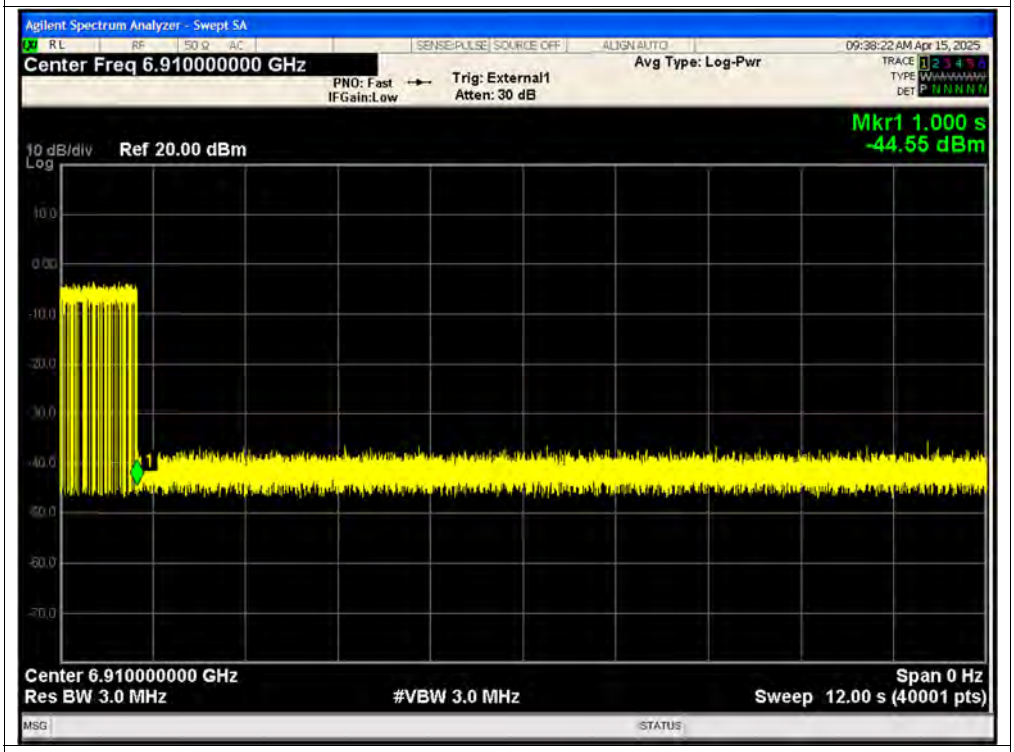

Contention Based Protocol NVNT ax160 6985MHz Interfere 6910 MHz_5

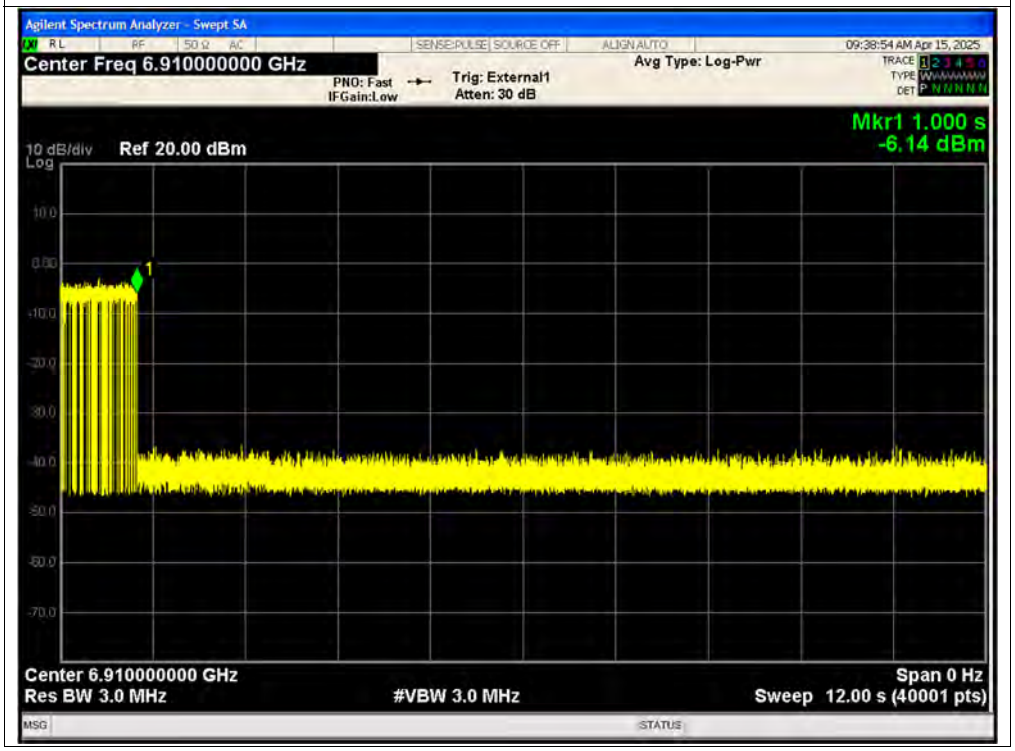

Contention Based Protocol NVNT ax160 6985MHz Interfere 6910 MHz_6

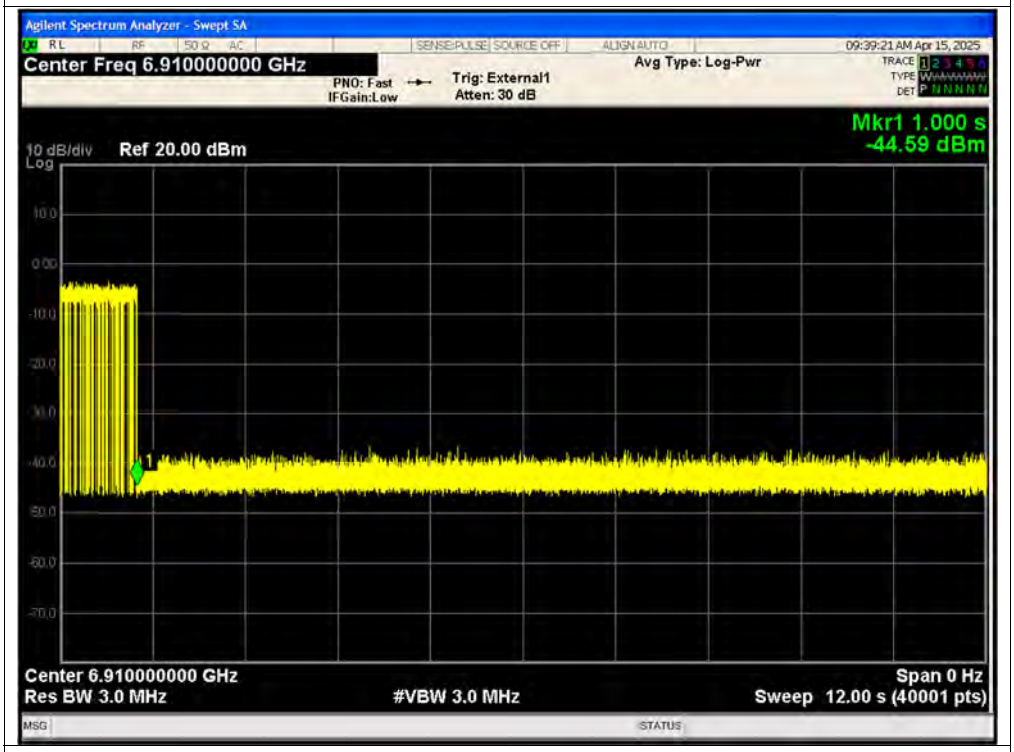

Contention Based Protocol NVNT ax160 6985MHz Interfere 6910 MHz_7

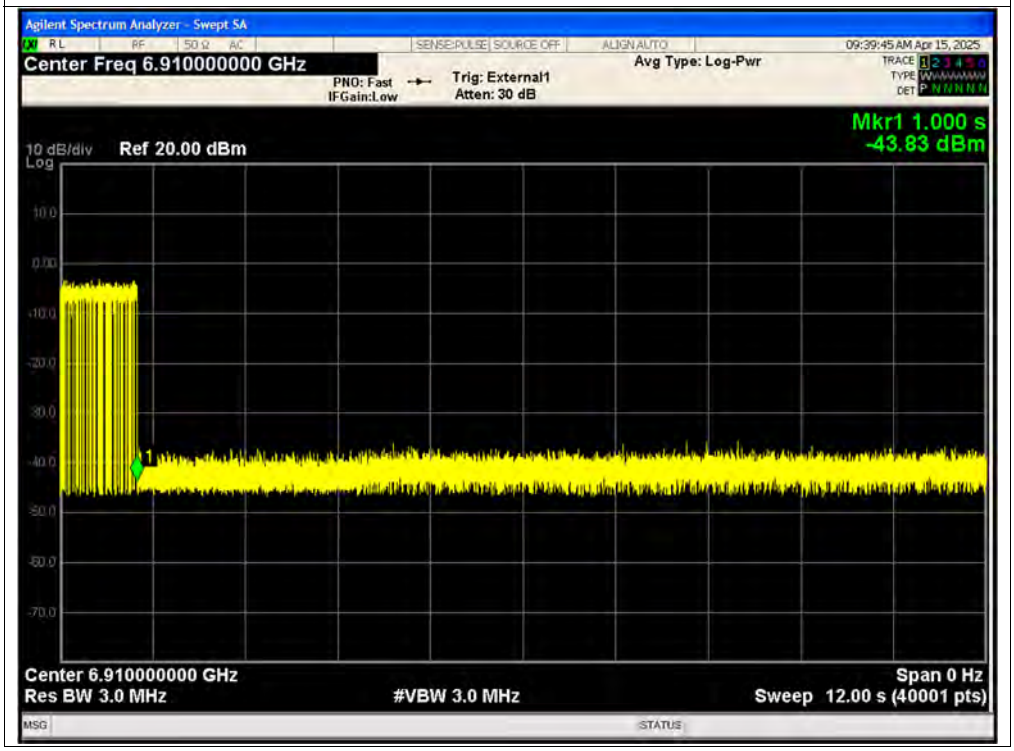

Contention Based Protocol NVNT ax160 6985MHz Interfere 6910 MHz_8

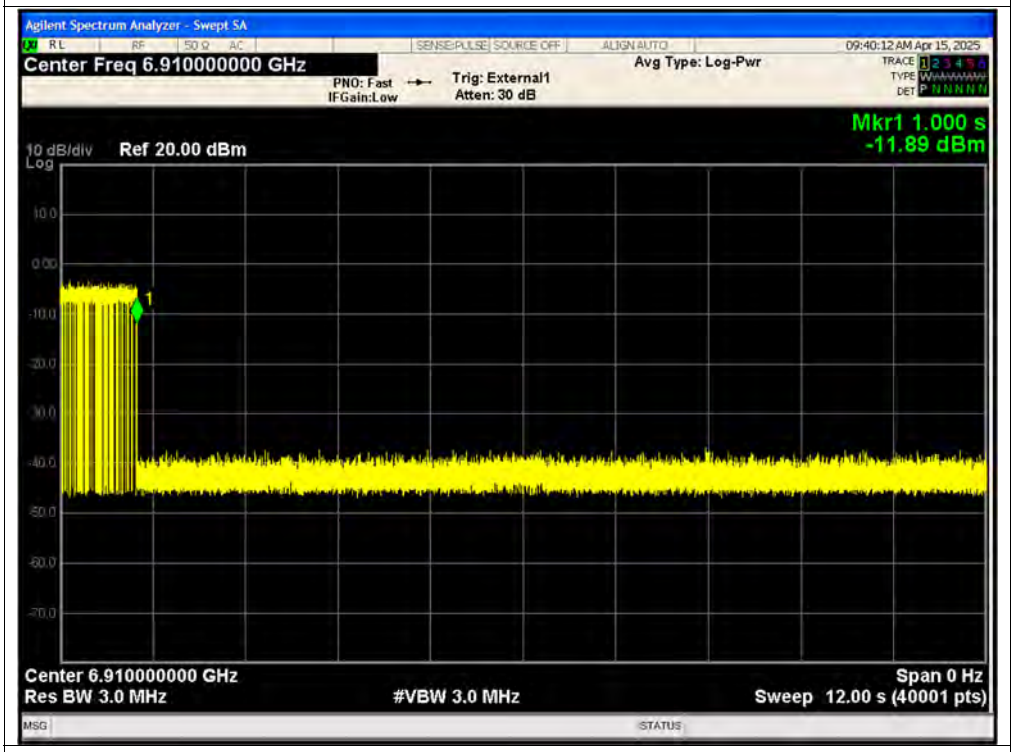

Contention Based Protocol NVNT ax160 6985MHz Interfere 6910 MHz_9

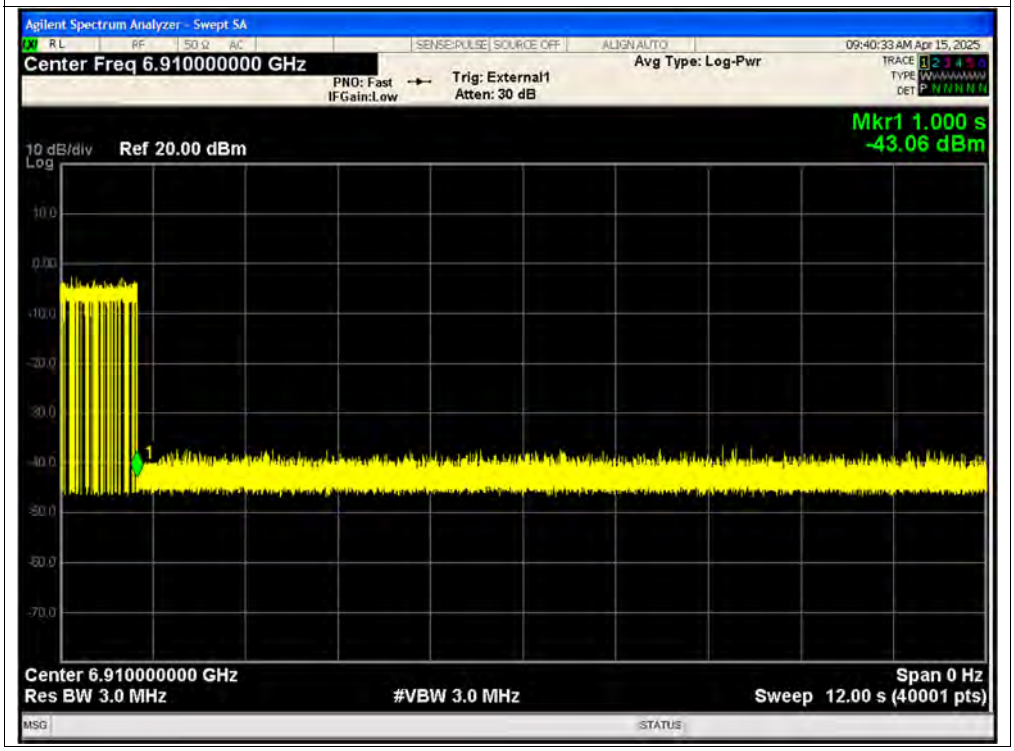

Contention Based Protocol NVNT ax160 6985MHz Interfere 6910 MHz_10

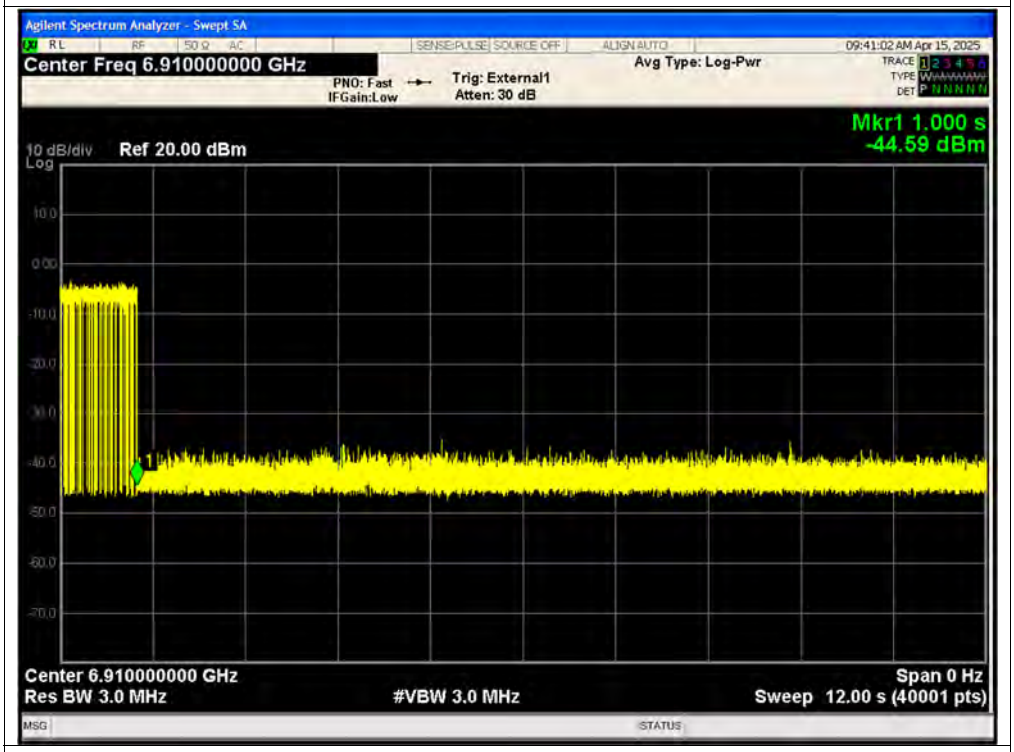

Contention Based Protocol NVNT ax160 6985MHz Interfere 6910 MHz_Minimum

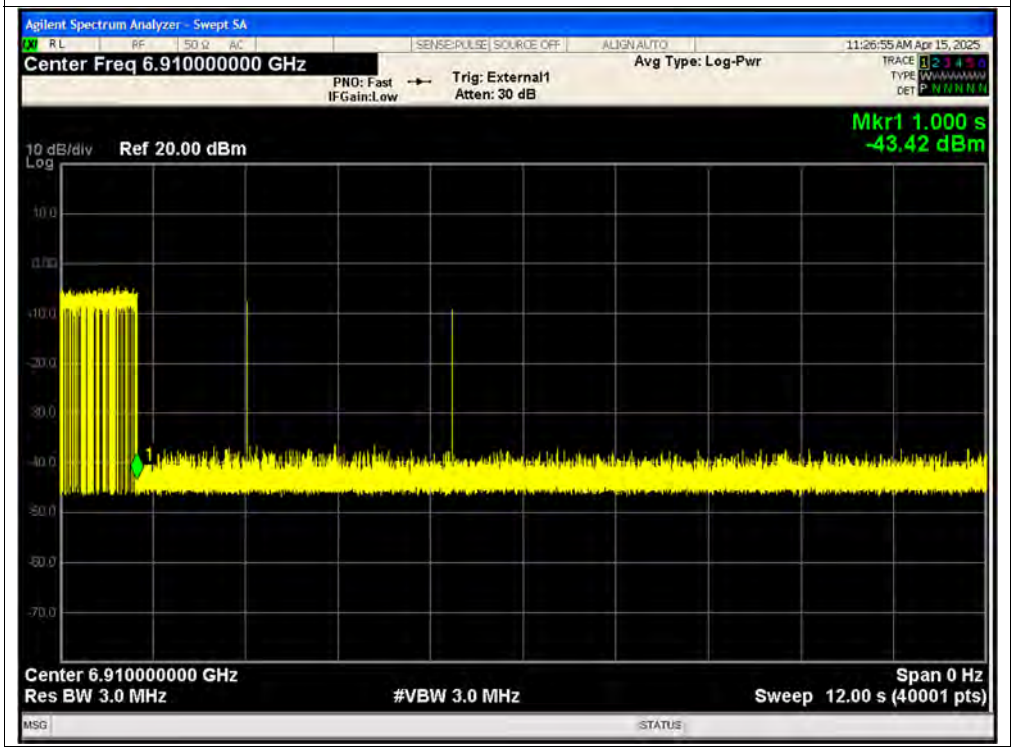

Contention Based Protocol NVNT ax160 6985MHz Interfere 6985 MHz_1

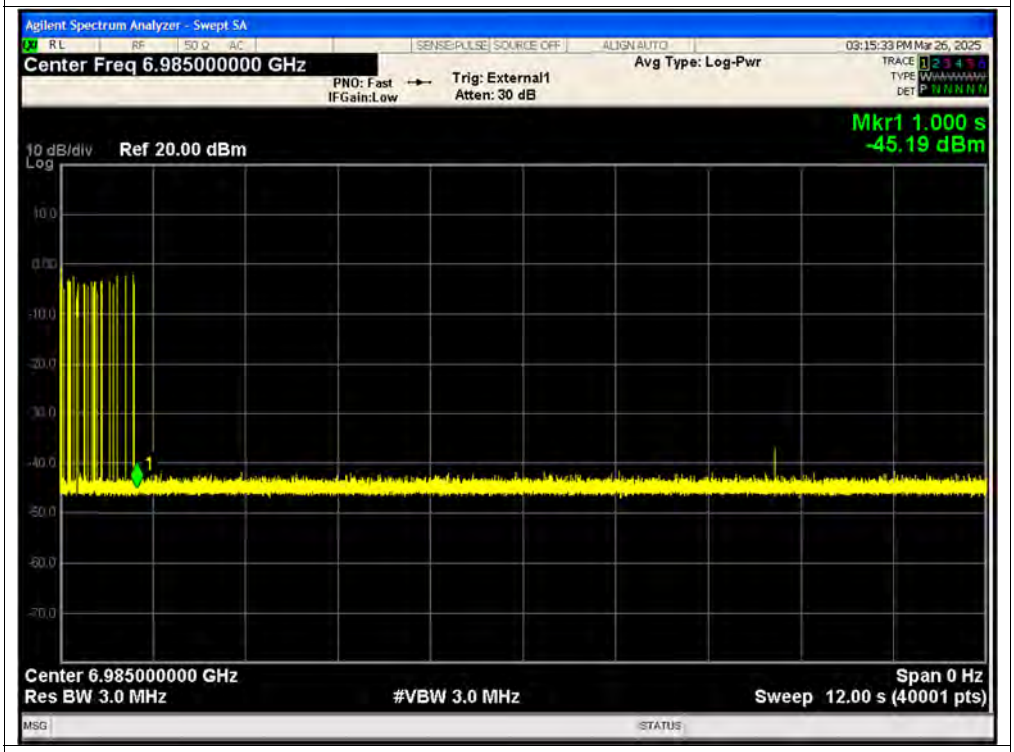

Contention Based Protocol NVNT ax160 6985MHz Interfere 6985 MHz_2

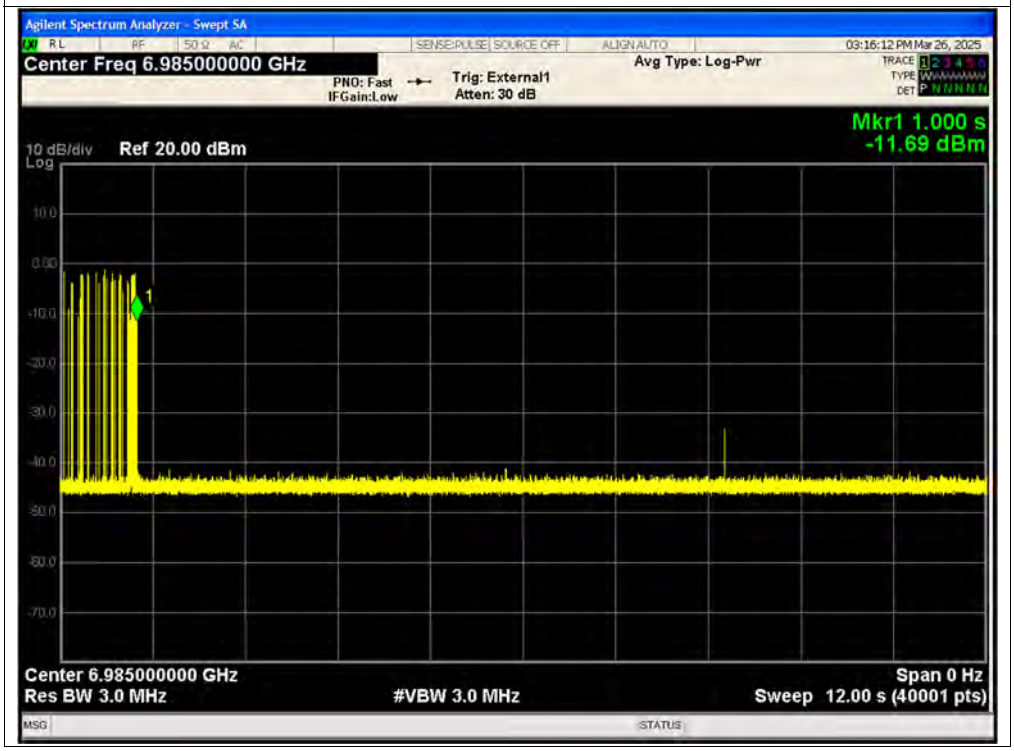

Contention Based Protocol NVNT ax160 6985MHz Interfere 6985 MHz_3

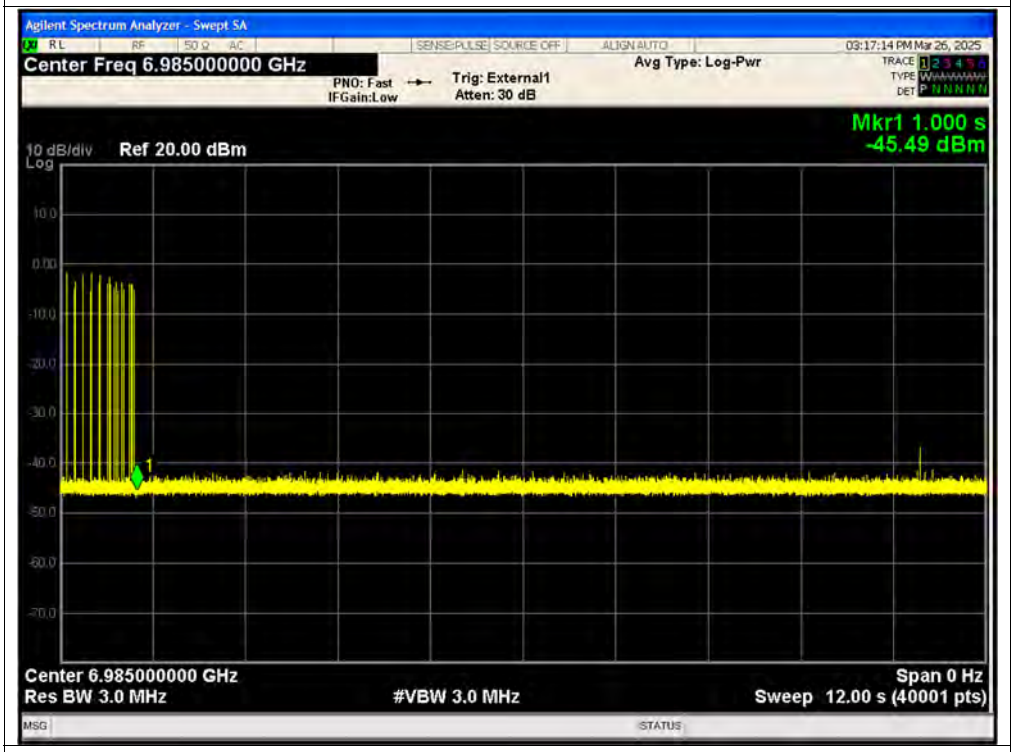

Contention Based Protocol NVNT ax160 6985MHz Interfere 6985 MHz_4

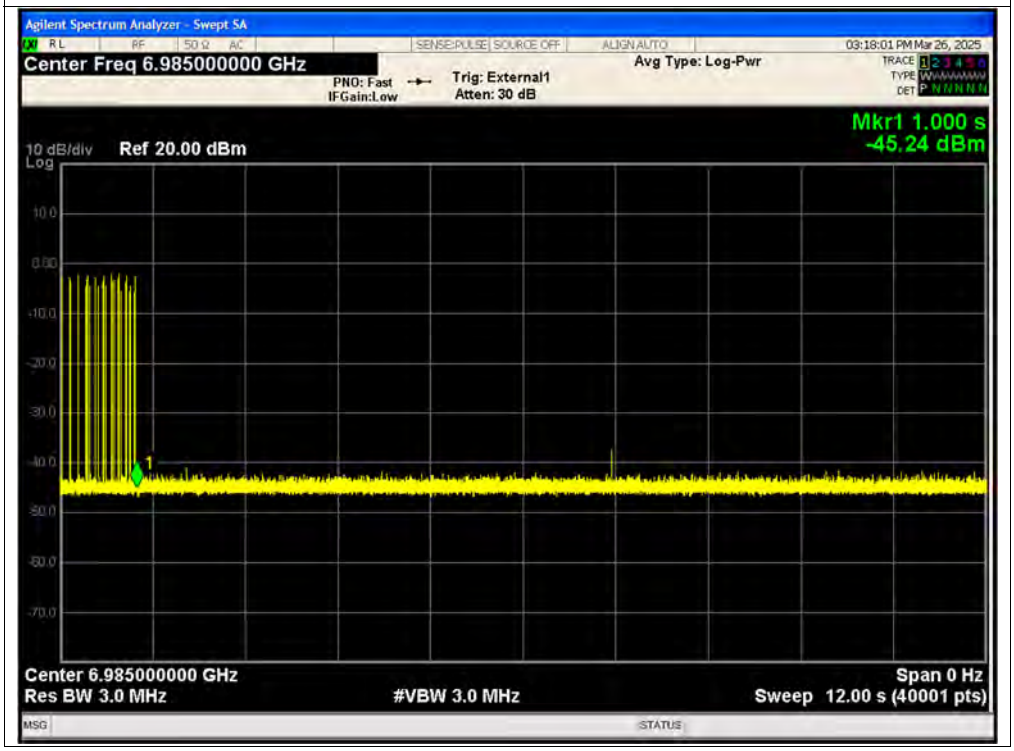

Contention Based Protocol NVNT ax160 6985MHz Interfere 6985 MHz_5

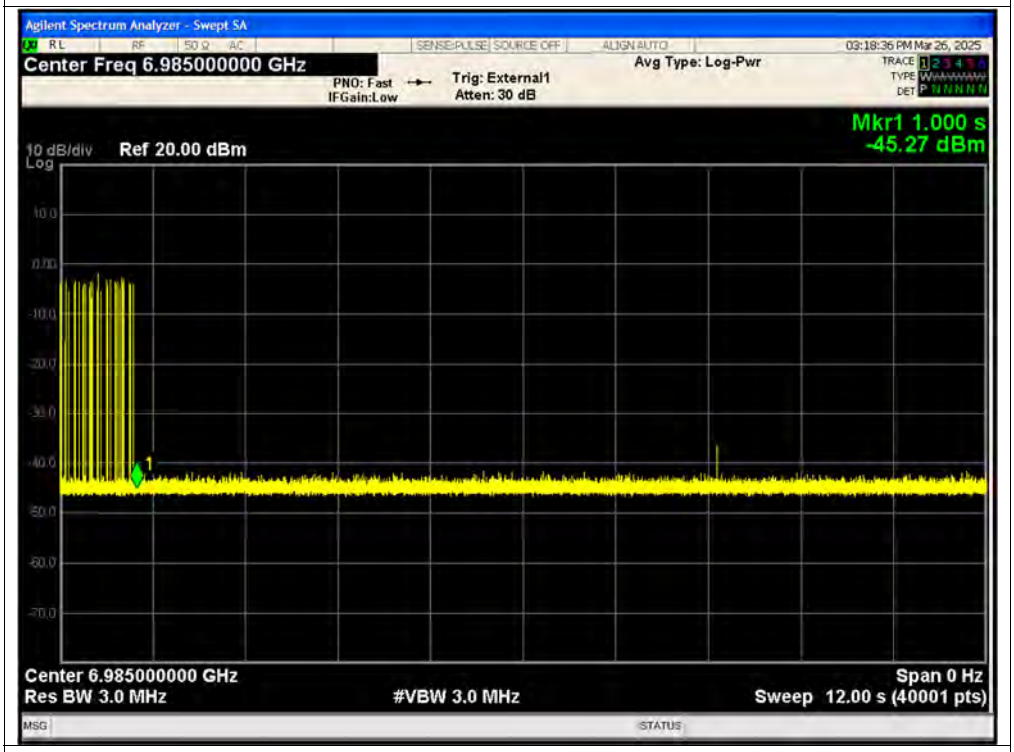

Contention Based Protocol NVNT ax160 6985MHz Interfere 6985 MHz_6

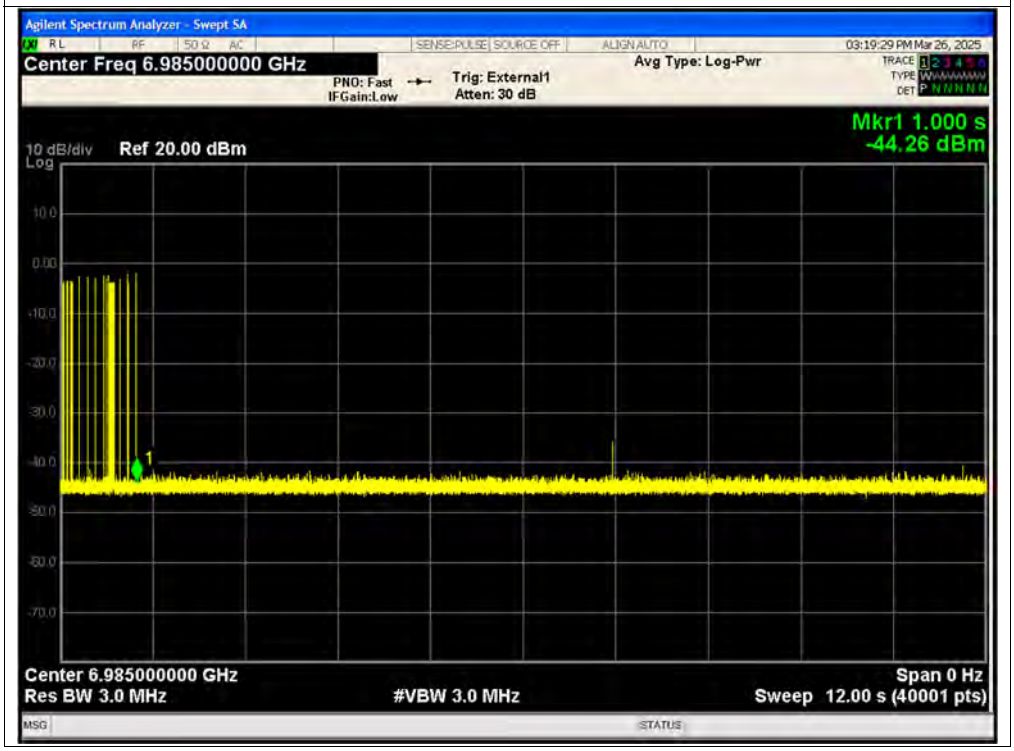

Contention Based Protocol NVNT ax160 6985MHz Interfere 6985 MHz_7

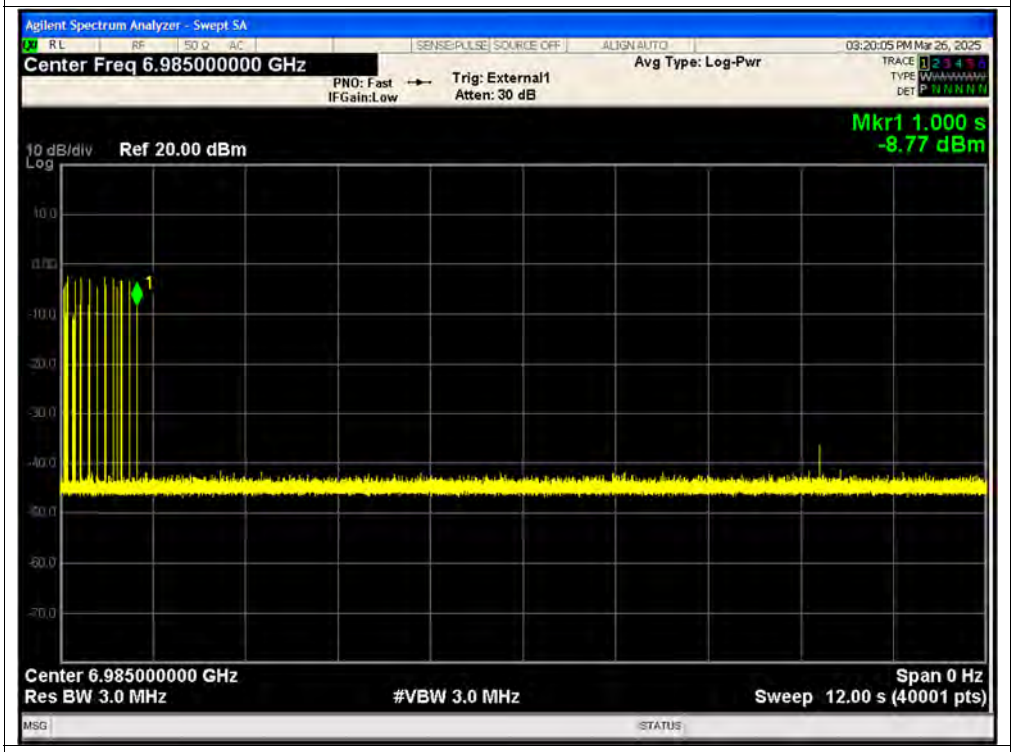

Contention Based Protocol NVNT ax160 6985MHz Interfere 6985 MHz_8

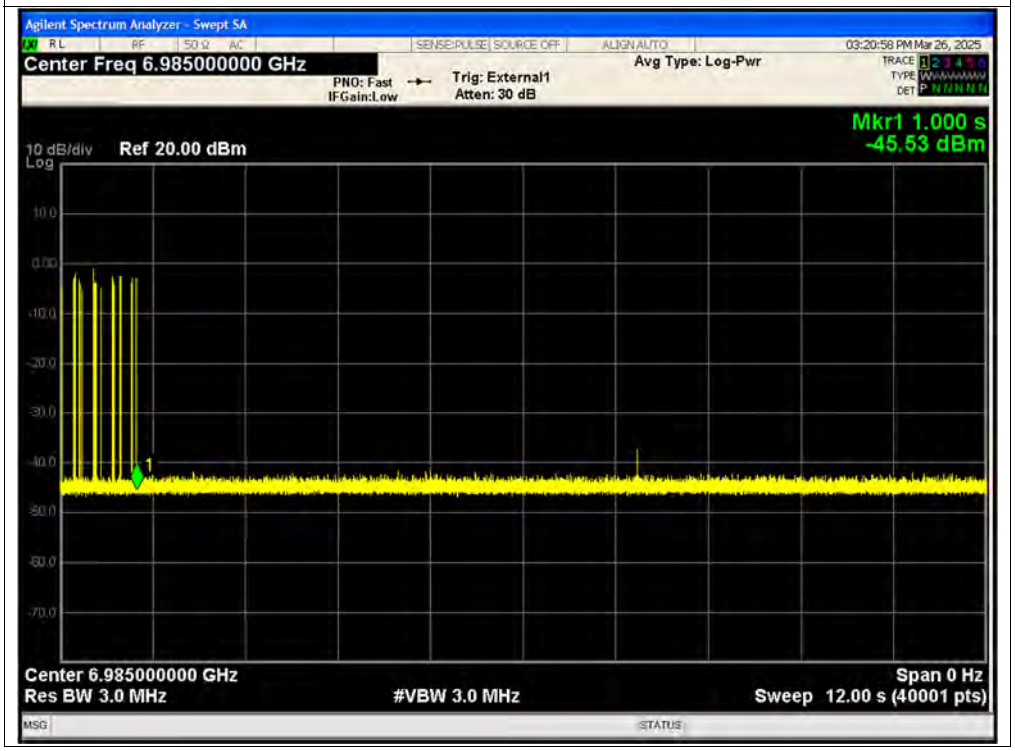

Contention Based Protocol NVNT ax160 6985MHz Interfere 6985 MHz_9

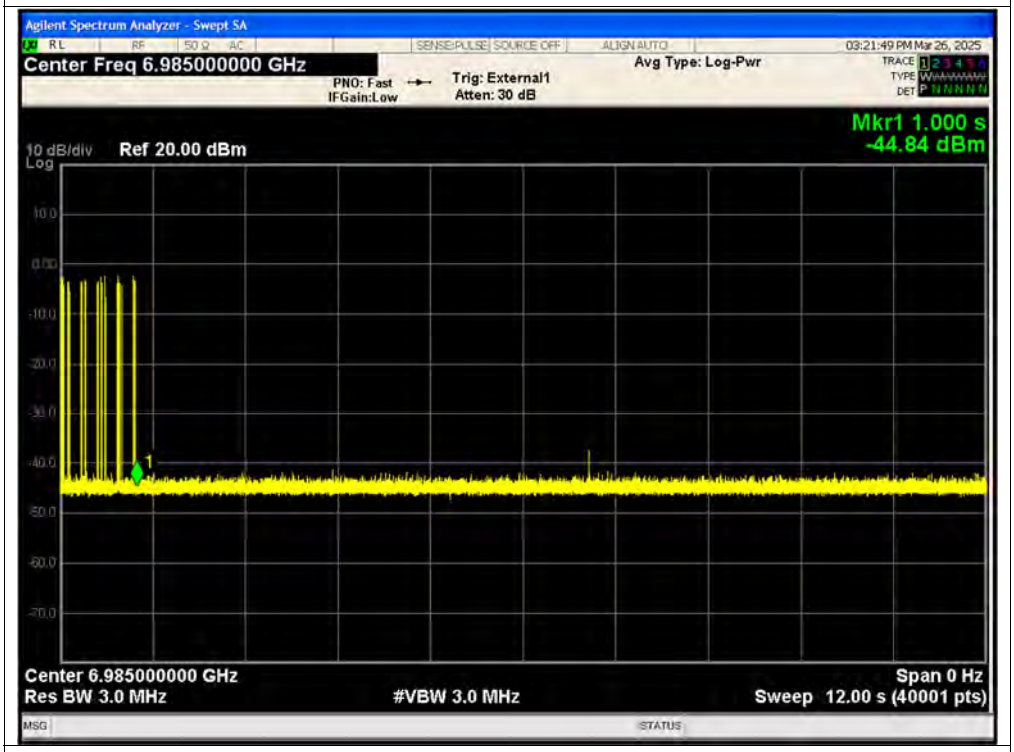

Contention Based Protocol NVNT ax160 6985MHz Interfere 6985 MHz_10

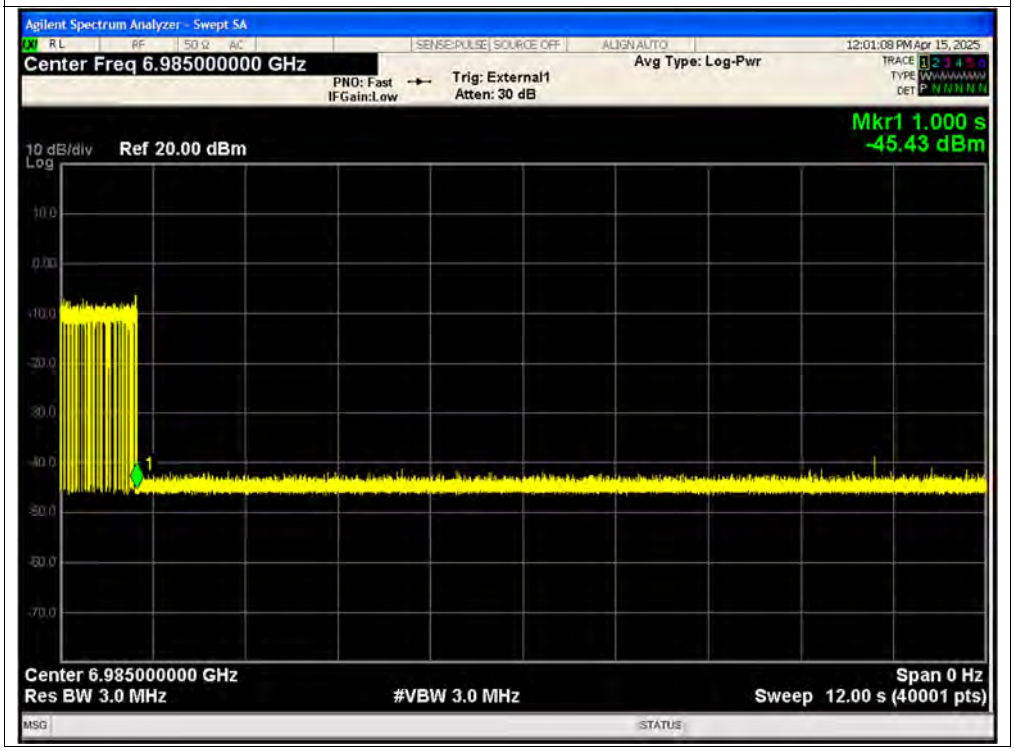

Contention Based Protocol NVNT ax160 6985MHz Interfere 6985 MHz_Minimum

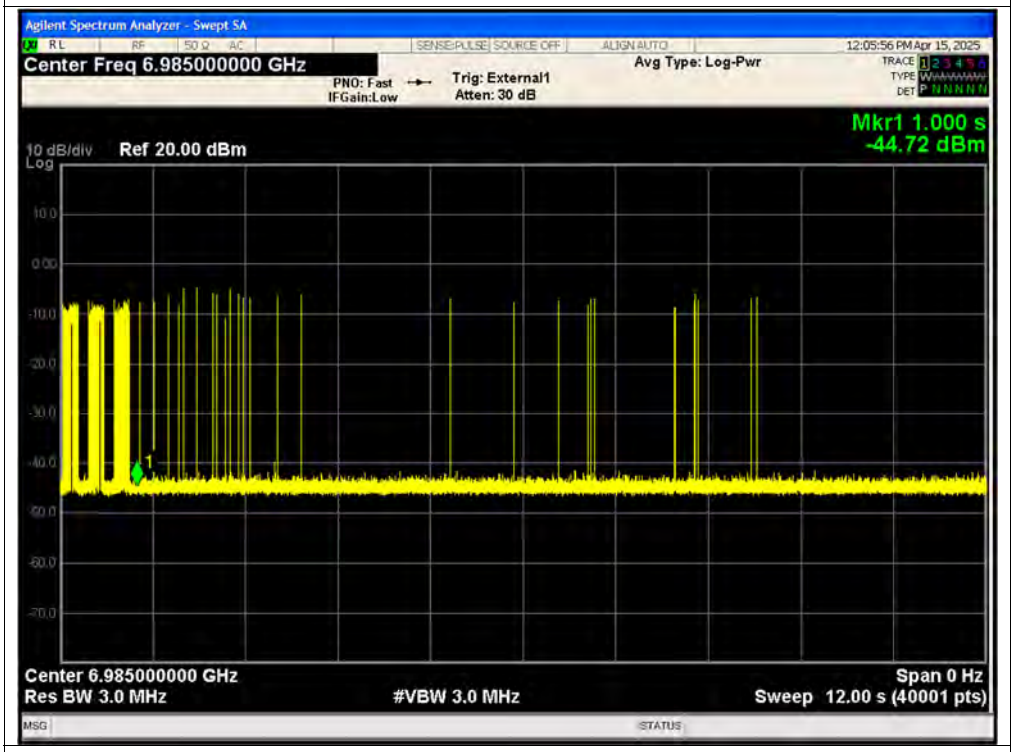

Contention Based Protocol NVNT ax160 6985MHz Interfere 7060 MHz_1

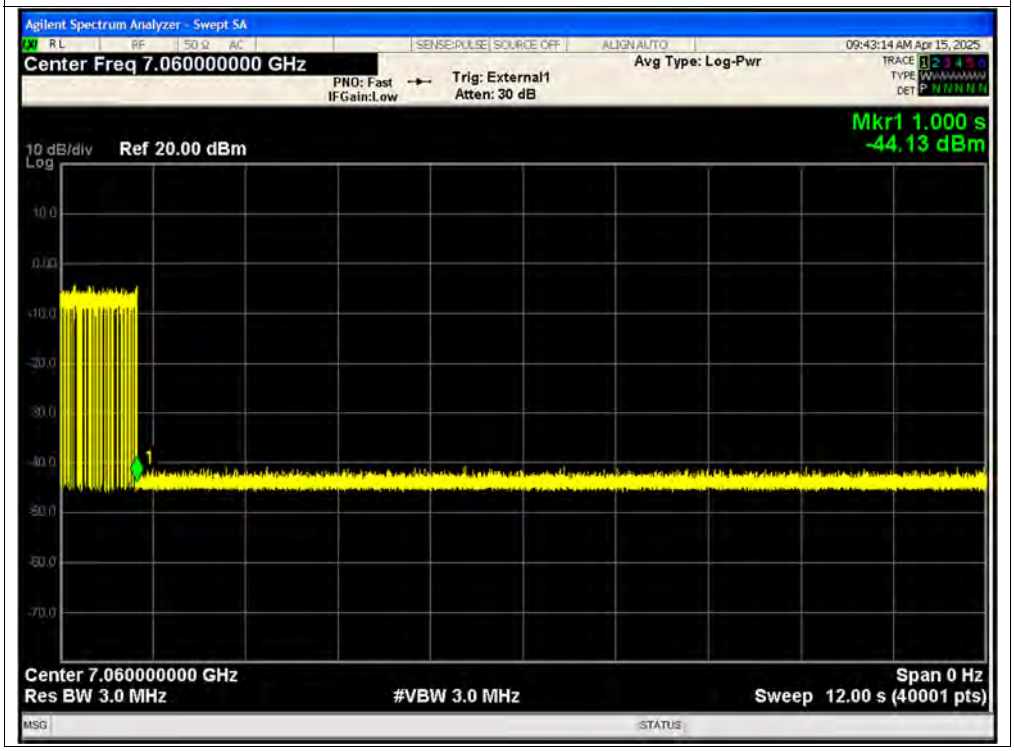

Contention Based Protocol NVNT ax160 6985MHz Interfere 7060 MHz_2

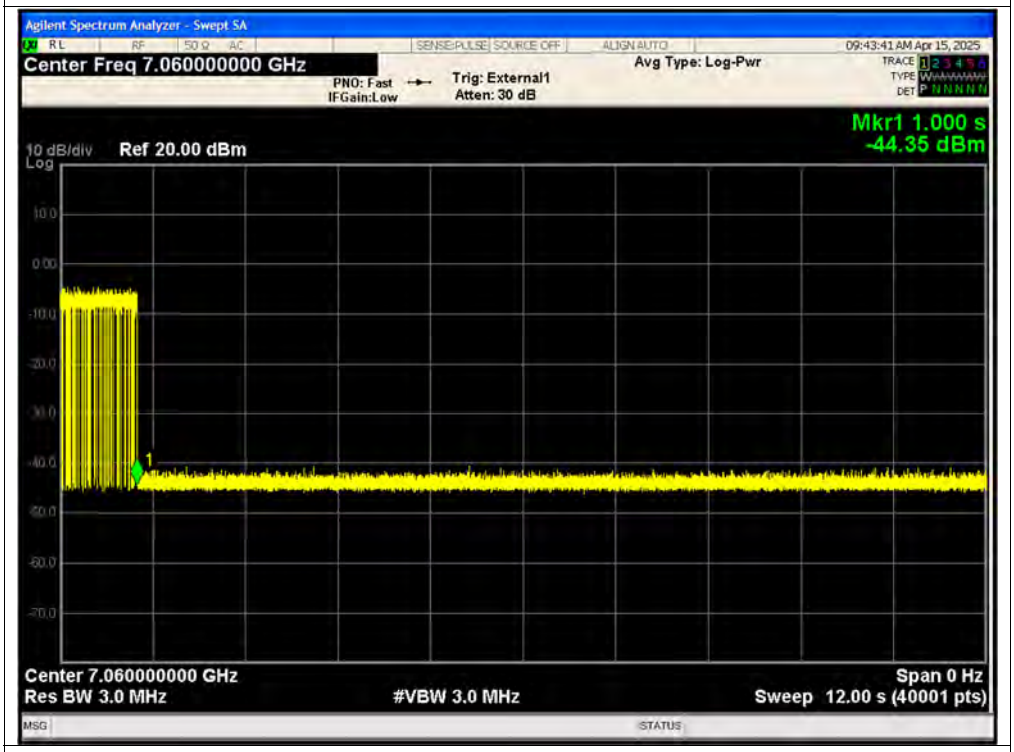

Contention Based Protocol NVNT ax160 6985MHz Interfere 7060 MHz_3

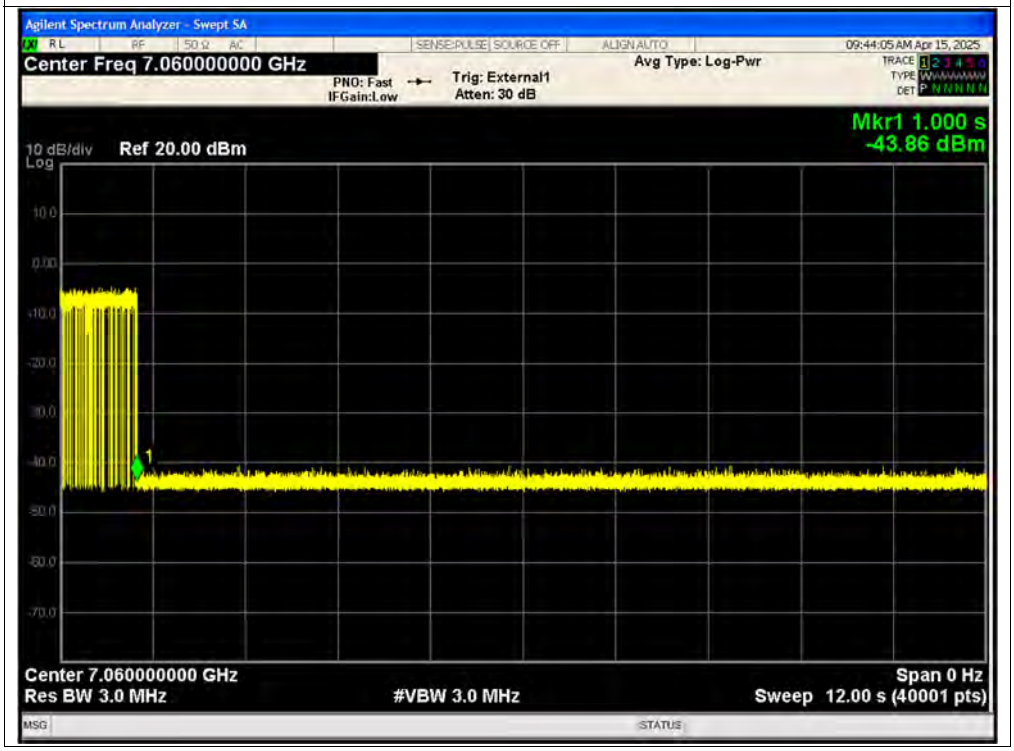

Contention Based Protocol NVNT ax160 6985MHz Interfere 7060 MHz_4

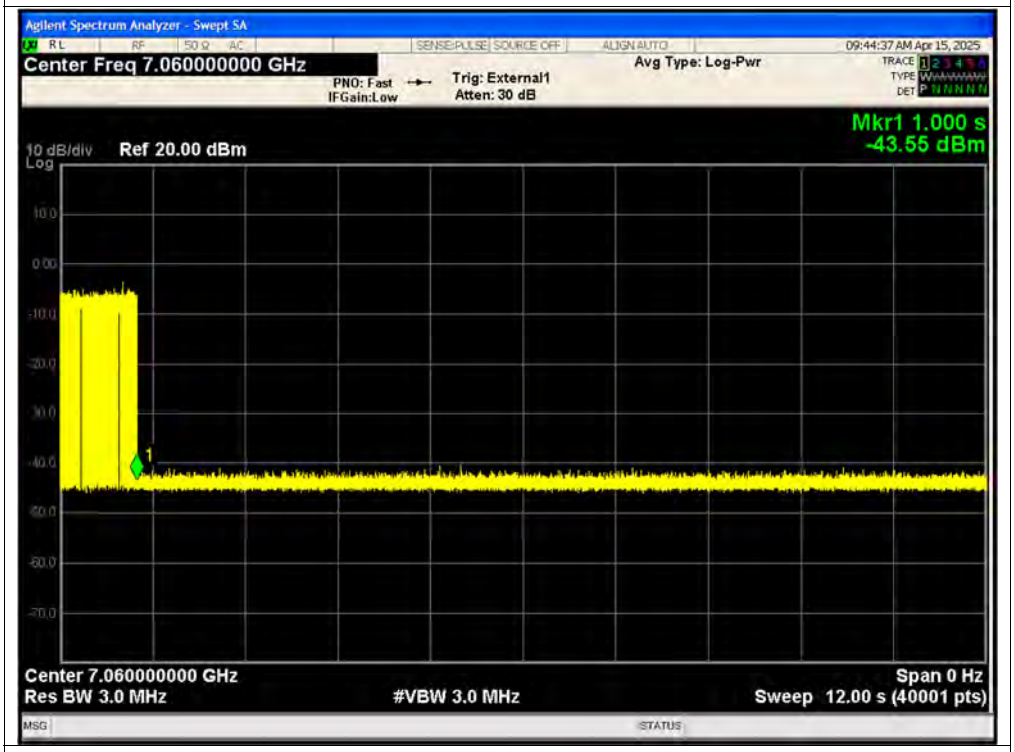

Contention Based Protocol NVNT ax160 6985MHz Interfere 7060 MHz_5

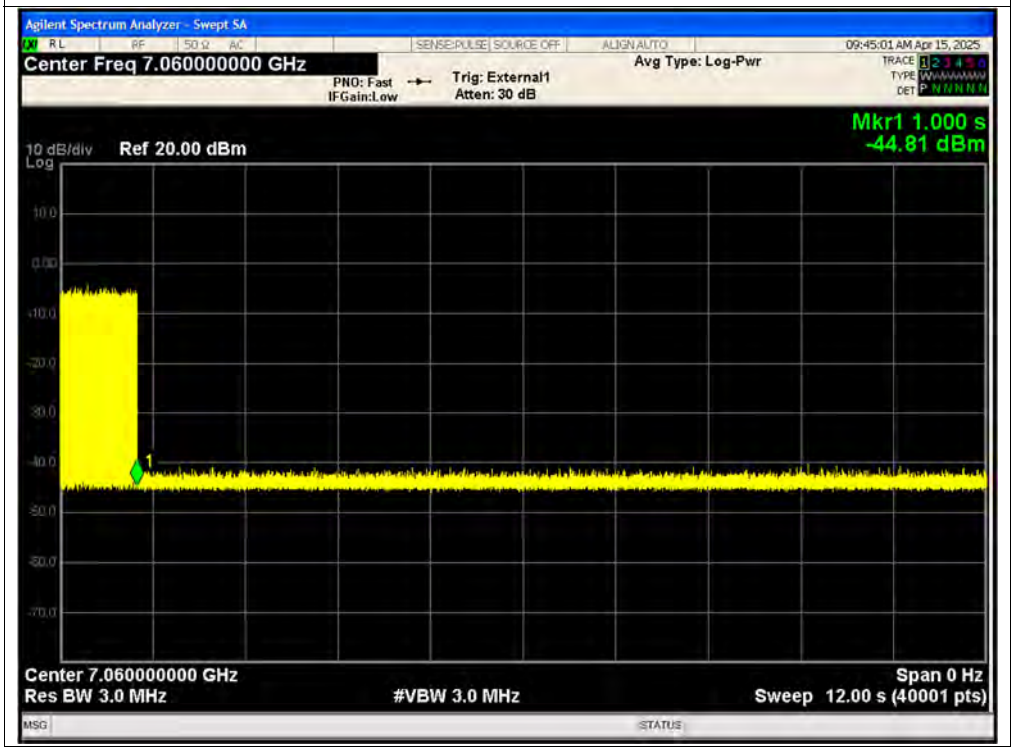

Contention Based Protocol NVNT ax160 6985MHz Interfere 7060 MHz_6

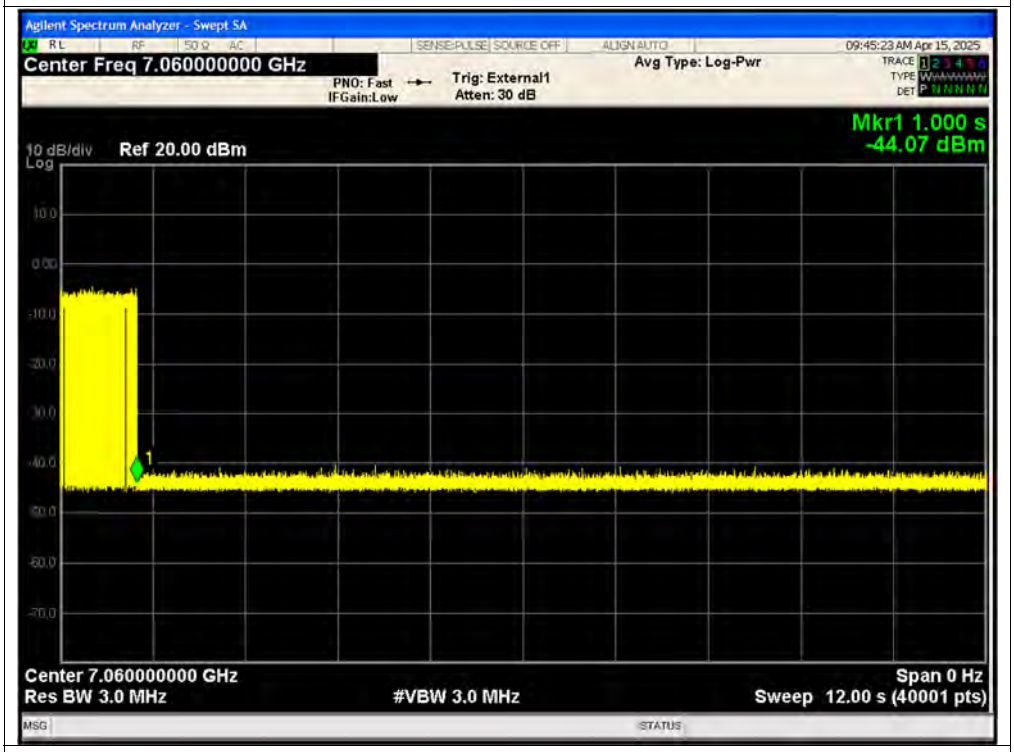

Contention Based Protocol NVNT ax160 6985MHz Interfere 7060 MHz_7

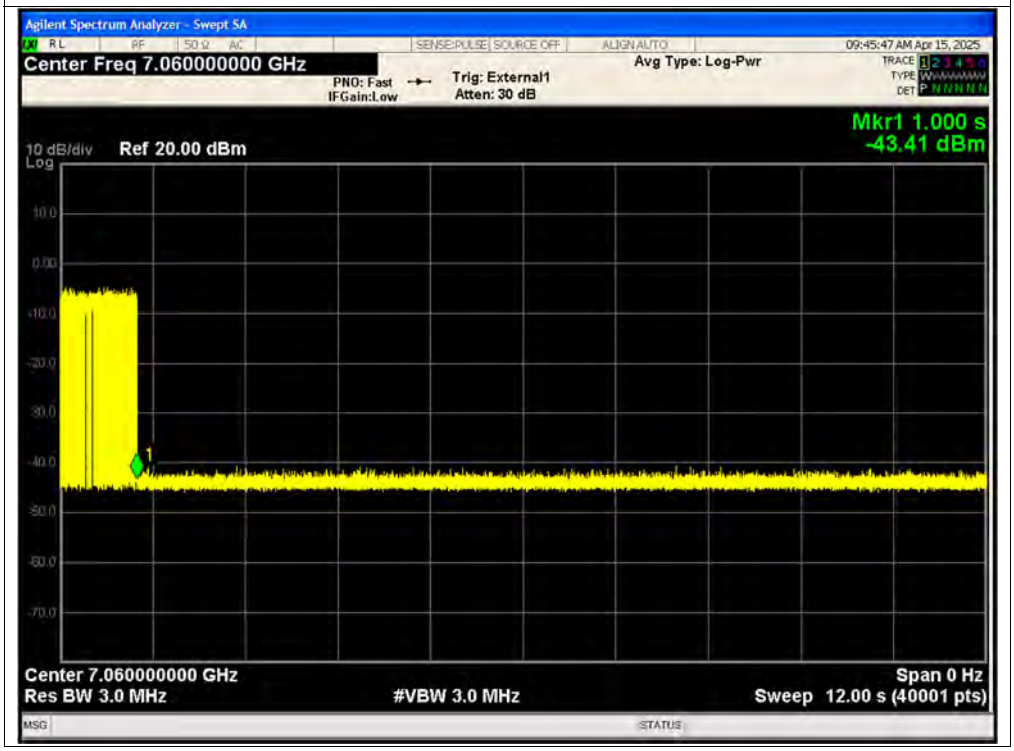

Contention Based Protocol NVNT ax160 6985MHz Interfere 7060 MHz_8

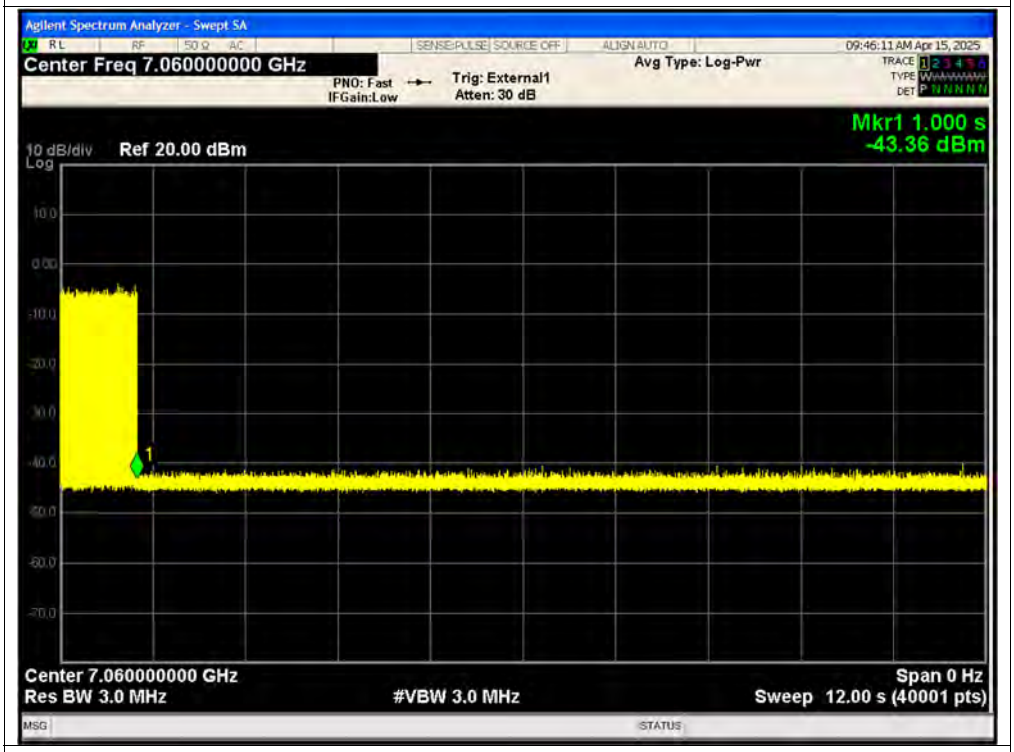

Contention Based Protocol NVNT ax160 6985MHz Interfere 7060 MHz_9

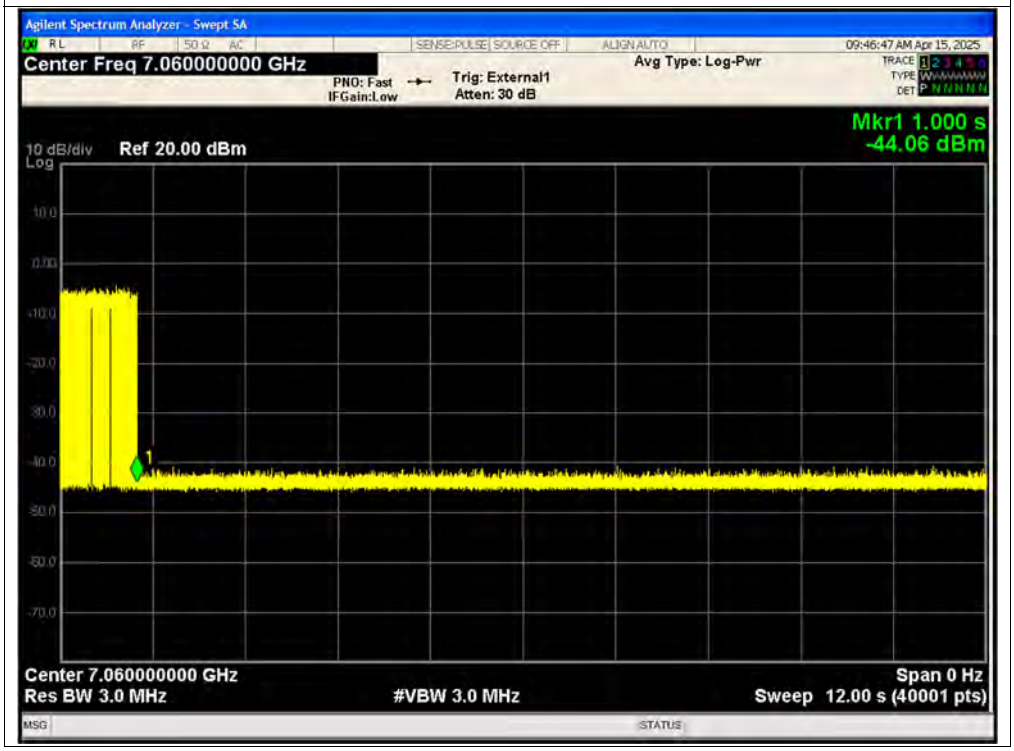

Contention Based Protocol NVNT ax160 6985MHz Interfere 7060 MHz_10

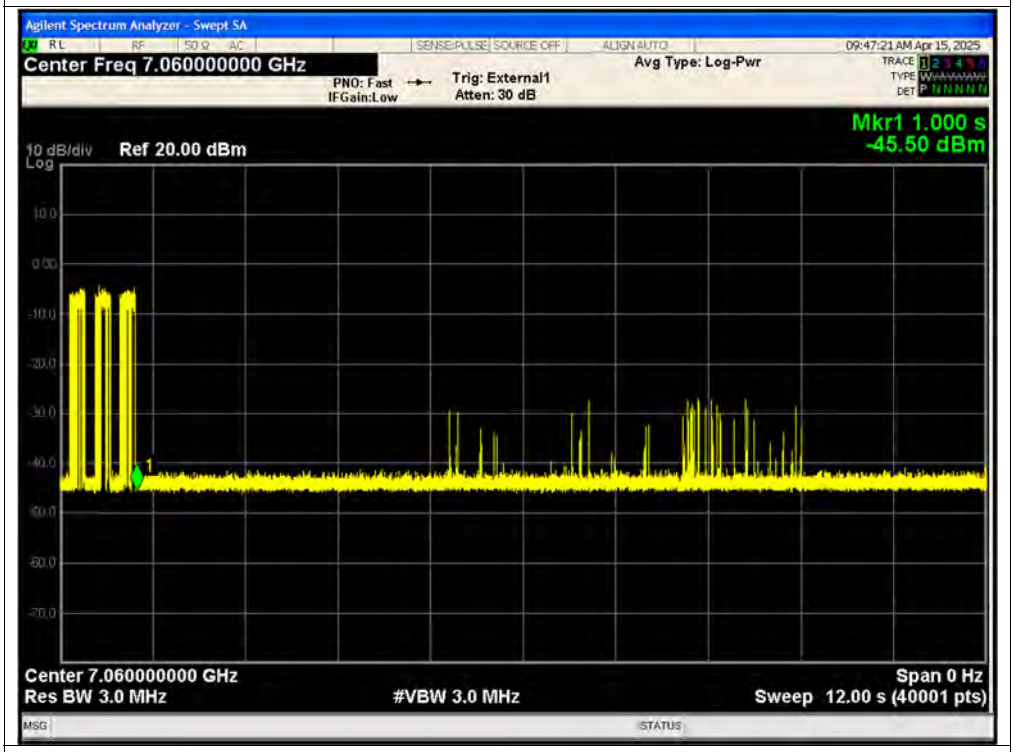

Contention Based Protocol NVNT ax160 6985MHz Interfere 7060 MHz_Minimum

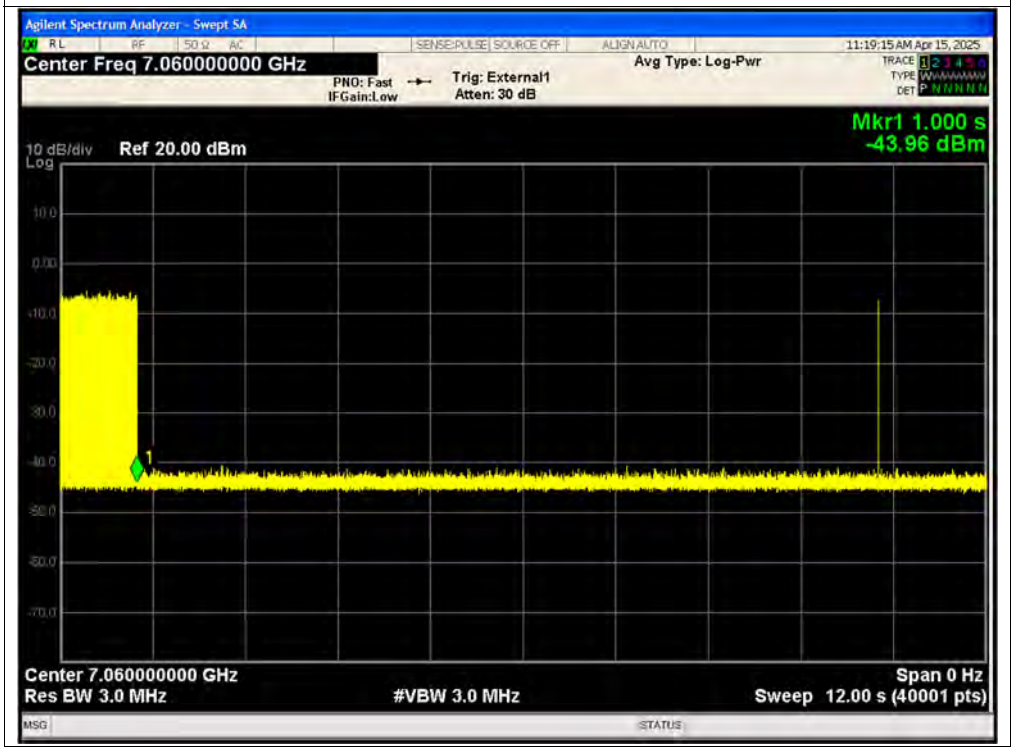

c. Detection Probability Summary

Condition	Mode	Frequency (MHz)	Antenna	AWGN Location	AWGN Frequency (MHz)	Test Number	Number Detected	Result (%)	Limit (%)	Verdict
NVNT	ax20	6175	Ant1	Center	6175	10	9	90	90	Pass
NVNT	ax20	6475	Ant1	Center	6475	10	10	100	90	Pass
NVNT	ax20	6695	Ant1	Center	6695	10	10	100	90	Pass
NVNT	ax20	6995	Ant1	Center	6995	10	10	100	90	Pass
NVNT	ax160	6185	Ant1	Low	6110	10	10	100	90	Pass
NVNT	ax160	6185	Ant1	Center	6185	10	10	100	90	Pass
NVNT	ax160	6185	Ant1	High	6260	10	10	100	90	Pass
NVNT	ax160	6665	Ant1	Low	6590	10	10	100	90	Pass
NVNT	ax160	6665	Ant1	Center	6665	10	10	100	90	Pass
NVNT	ax160	6665	Ant1	High	6740	10	9	90	90	Pass
NVNT	ax160	6985	Ant1	Low	6910	10	10	100	90	Pass
NVNT	ax160	6985	Ant1	Center	6985	10	10	100	90	Pass
NVNT	ax160	6985	Ant1	High	7060	10	10	100	90	Pass

A.7. Frequency Stability

Condition	Mode	Frequency (MHz)	Antenna	Measured Frequency (MHz)	Frequency Error (Hz)	Deviation (ppm)	Limit (ppm)	Verdict
20C 3.6V	CW	5955	Ant1	5954.989	-11000	-1.85	25	Pass
20C 3.85V	CW	5955	Ant1	5954.988	-12000	-2.02	25	Pass
20C 4.4V	CW	5955	Ant1	5954.989	-11000	-1.85	25	Pass
-10C 3.85V	CW	5955	Ant1	5954.988	-12000	-2.02	25	Pass
0C 3.85V	CW	5955	Ant1	5954.988	-12000	-2.02	25	Pass
10C 3.85V	CW	5955	Ant1	5954.988	-12000	-2.02	25	Pass
30C 3.85V	CW	5955	Ant1	5954.988	-12000	-2.02	25	Pass
40C 3.85V	CW	5955	Ant1	5954.988	-12000	-2.02	25	Pass
50C 3.85V	CW	5955	Ant1	5954.988	-12000	-2.02	25	Pass
20C 3.6V	CW	6435	Ant1	6434.988	-12000	-1.86	25	Pass
20C 3.85V	CW	6435	Ant1	6434.988	-12000	-1.86	25	Pass
20C 4.4V	CW	6435	Ant1	6434.988	-12000	-1.86	25	Pass
-10C 3.85V	CW	6435	Ant1	6434.988	-12000	-1.86	25	Pass
0C 3.85V	CW	6435	Ant1	6434.988	-12000	-1.86	25	Pass
10C 3.85V	CW	6435	Ant1	6434.988	-12000	-1.86	25	Pass
30C 3.85V	CW	6435	Ant1	6434.988	-12000	-1.86	25	Pass
40C 3.85V	CW	6435	Ant1	6434.988	-12000	-1.86	25	Pass
50C 3.85V	CW	6435	Ant1	6434.987	-13000	-2.02	25	Pass
20C 3.6V	CW	6535	Ant1	6534.987	-13000	-1.99	25	Pass
20C 3.85V	CW	6535	Ant1	6534.988	-12000	-1.84	25	Pass
20C 4.4V	CW	6535	Ant1	6534.987	-13000	-1.99	25	Pass
-10C 3.87V	CW	6535	Ant1	6534.987	-13000	-1.99	25	Pass
0C 3.87V	CW	6535	Ant1	6534.987	-13000	-1.99	25	Pass
10C 3.87V	CW	6535	Ant1	6534.988	-12000	-1.84	25	Pass
20C 3.87V	CW	6535	Ant1	6534.987	-13000	-1.99	25	Pass
30C 3.87V	CW	6535	Ant1	6534.988	-12000	-1.84	25	Pass
40C 3.87V	CW	6535	Ant1	6534.987	-13000	-1.99	25	Pass
50C 3.87V	CW	6535	Ant1	6534.988	-12000	-1.84	25	Pass
20C 3.6V	CW	6875	Ant1	6874.987	-13000	-1.89	25	Pass
20C 3.85V	CW	6875	Ant1	6874.987	-13000	-1.89	25	Pass
20C 4.4V	CW	6875	Ant1	6874.987	-13000	-1.89	25	Pass
-10C 3.85V	CW	6875	Ant1	6874.987	-13000	-1.89	25	Pass
0C 3.85V	CW	6875	Ant1	6874.987	-13000	-1.89	25	Pass
10C 3.85V	CW	6875	Ant1	6874.987	-13000	-1.89	25	Pass

30C 3.85V	CW	6875	Ant1	6874.987	-13000	-1.89	25	Pass
40C 3.85V	CW	6875	Ant1	6874.986	-14000	-2.04	25	Pass
50C 3.85V	CW	6875	Ant1	6874.987	-13000	-1.89	25	Pass

A.8. Conducted Emission

The maximum conducted interference is searched using Peak (PK), if the emission levels more than the AV and QP limits, and that have narrow margins from the AV and QP limits will be re-measured with AV and QP detectors. Tests for both L phase and N phase lines of the power mains connected to the EUT are performed. Set RBW=9kHz, VBW=30kHz. Refer to recorded points and plots below.

Note: Both of the test voltage AC 120V/60Hz and AC 230V/50Hz were considered and tested respectively, only the results of the worst case AC 120V/60Hz were recorded in this report.

A. Test Setup:

Test Mode: EUT+Adapter+Data cable+WIFI TX

Test voltage: AC 120V/60Hz

The measurement results are obtained as below:

E [dBμV] $=U_R + L_{Cable\ loss}$ [dB] + A_{Factor}

U_R: Receiver Reading

A_{Factor}: Voltage division factor of LISN

B. Test Plot:

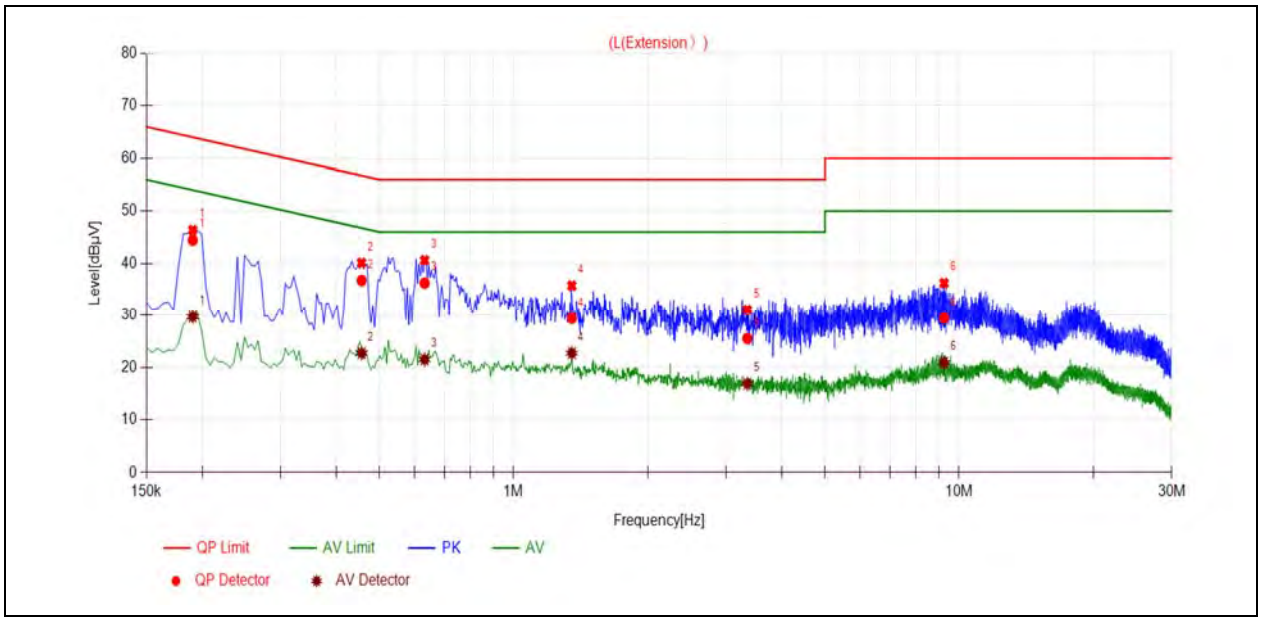

(L Phase)

No.	Fre. (MHz)	Emission Level (dBµV)		Limit (dBµV)		Power-line	Verdict
		Quai-peak	Average	Quai-peak	Average		
1	0.1905	44.46	29.70	64.01	54.01	Line	PASS
2	0.4560	36.76	22.72	56.77	46.77		PASS
3	0.6314	36.25	21.49	56.00	46.00		PASS
4	1.3515	29.42	22.70	56.00	46.00		PASS
5	3.3452	25.52	16.85	56.00	46.00		PASS
6	9.2530	29.45	20.88	60.00	50.00		PASS

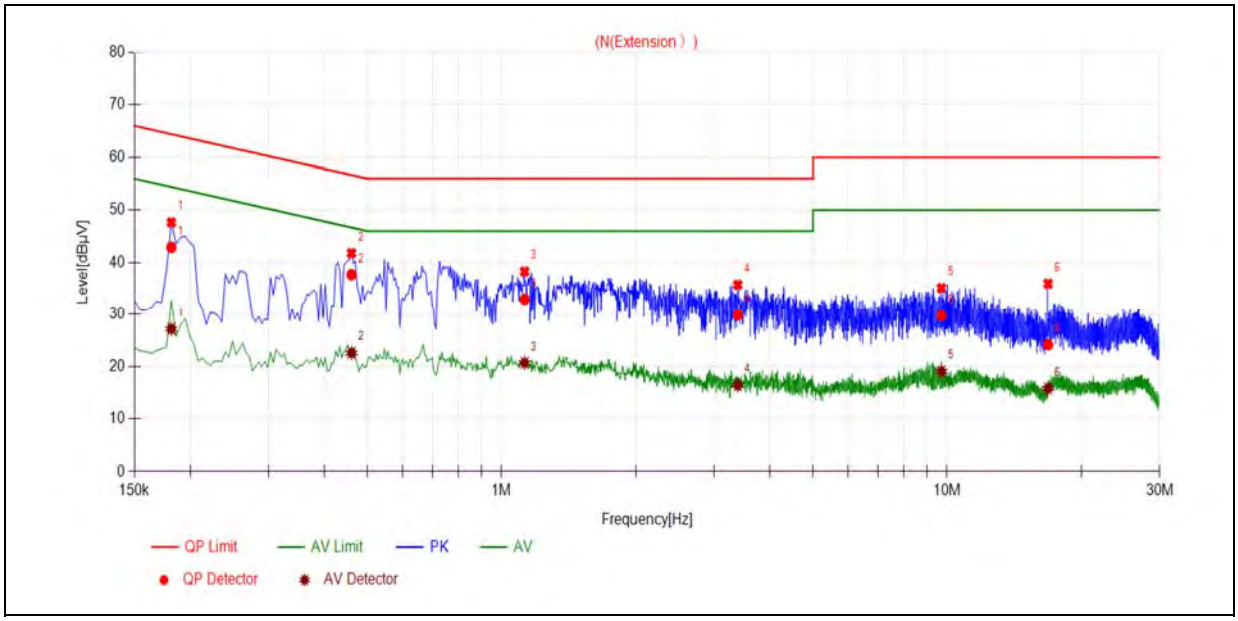

(N Phase)

No.	Fre. (MHz)	Emission Level (dBµV)		Limit (dBµV)		Power-line	Verdict
		Quai-peak	Average	Quai-peak	Average		
1	0.1815	42.91	27.15	64.42	54.42	Neutral	PASS
2	0.4605	37.68	22.55	56.68	46.68		PASS
3	1.1264	32.94	20.65	56.00	46.00		PASS
4	3.3898	29.88	16.39	56.00	46.00		PASS
5	9.7119	29.77	19.03	60.00	50.00		PASS
6	16.8448	24.14	15.80	60.00	50.00		PASS

A.9. Restricted Frequency Bands

Note 1: Restricted Frequency Bands were performed when antenna was at vertical and horizontal polarity, and only the worse test condition (horizontal) was recorded in this test report.
Note 2: Restricted Frequency Bands were performed in X, Y, Z axis direction, and only the worst axis (X axis) test condition was recorded in this test report.
Note 3: All test modes and bandwidth were considered and evaluated respectively by performing full test, only the worst data were recorded for each bandwidth.

802.11a Mode

Plot for Channel 1

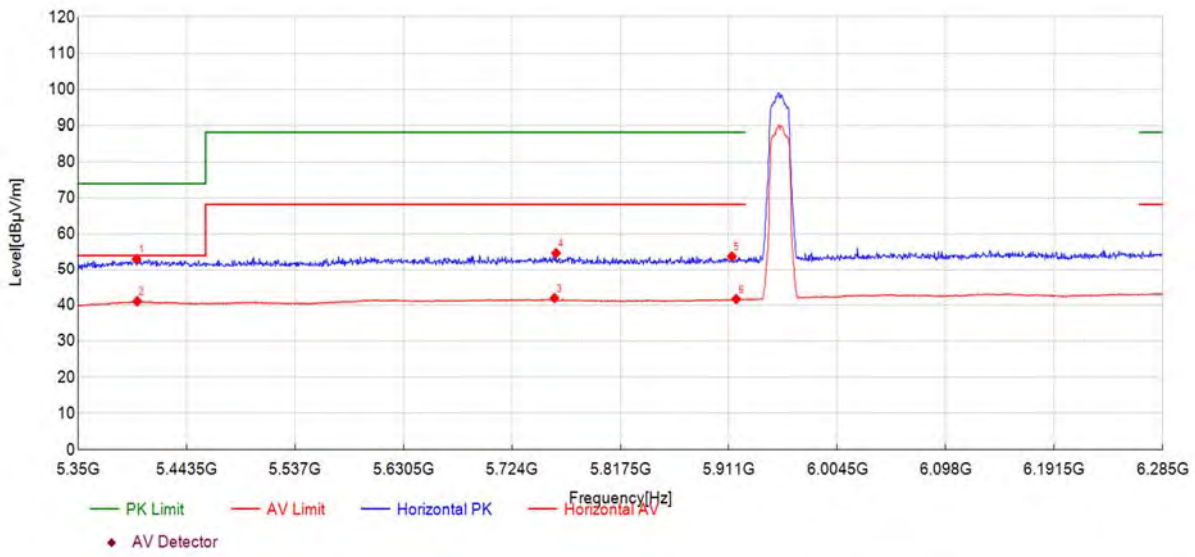

Fre. (MHz)	Reading [dBµV]	Level [dBµV/m]	Factor [dB/m]	Limit [dBµV/m]	Margin [dB]	Height [cm]	Angle [°]	Detector	Verdict
5400.52	37.4	53.06	15.670	74.00	20.94	150	111	PK	PASS
5400.98	25.4	41.07	15.660	54.00	12.93	150	228	AV	PASS
5760.67	25.7	41.96	16.230	68.23	26.27	150	106	AV	PASS
5762.07	38.5	54.70	16.220	88.23	33.53	150	41	PK	PASS
5913.62	37.5	53.79	16.260	88.23	34.44	150	111	PK	PASS
5917.36	25.4	41.68	16.280	68.23	26.55	150	308	AV	PASS

Plot for Channel 233

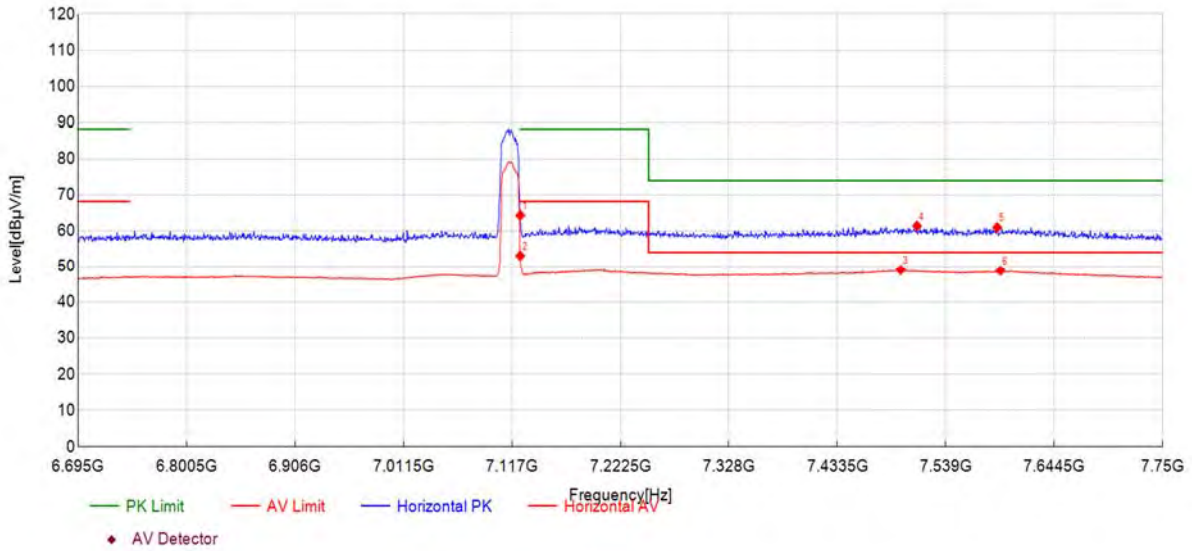

Fre. (MHz)	Reading [dBµV]	Level [dBµV/m]	Factor [dB/m]	Limit [dBµV/m]	Margin [dB]	Height [cm]	Angle [°]	Detector	Verdict
7125.13	42.1	64.35	22.210	88.23	23.88	150	187	PK	PASS
7125.13	30.9	53.11	22.210	68.23	15.12	150	183	AV	PASS
7495.09	26.0	49.09	23.120	54.00	4.91	150	288	AV	PASS
7510.92	38.3	61.41	23.090	74.00	12.59	150	6	PK	PASS
7589.03	37.7	61.01	23.290	74.00	12.99	150	168	PK	PASS
7592.20	25.5	48.84	23.330	54.00	5.16	150	307	AV	PASS

802.11ax (HEW40) Mode

Plot for Channel 3

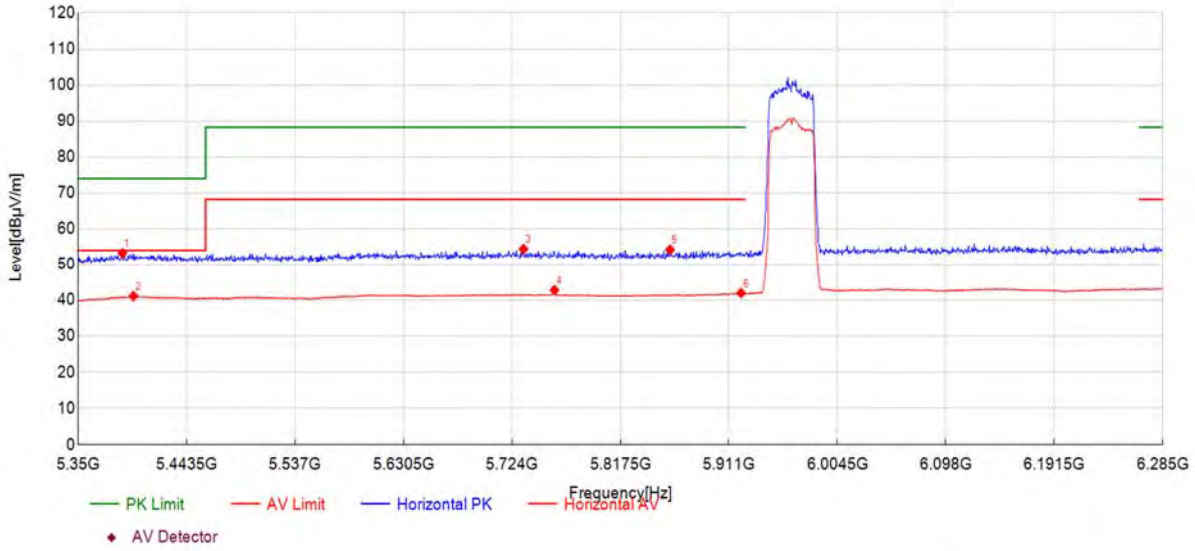

Fre. (MHz)	Reading [dBµV]	Level [dBµV/m]	Factor [dB/m]	Limit [dBµV/m]	Margin [dB]	Height [cm]	Angle [°]	Detector	Verdict
5388.35	37.8	53.27	15.520	74.00	20.73	150	24	PK	PASS
5397.71	25.5	41.11	15.650	54.00	12.89	150	282	AV	PASS
5734.01	38.2	54.45	16.260	88.23	33.78	150	296	PK	PASS
5760.67	26.6	42.79	16.230	68.23	25.44	150	324	AV	PASS
5860.30	38.2	54.23	16.010	88.23	34.00	150	310	PK	PASS
5921.57	25.6	41.96	16.320	68.23	26.27	150	188	AV	PASS

Plot for Channel 227

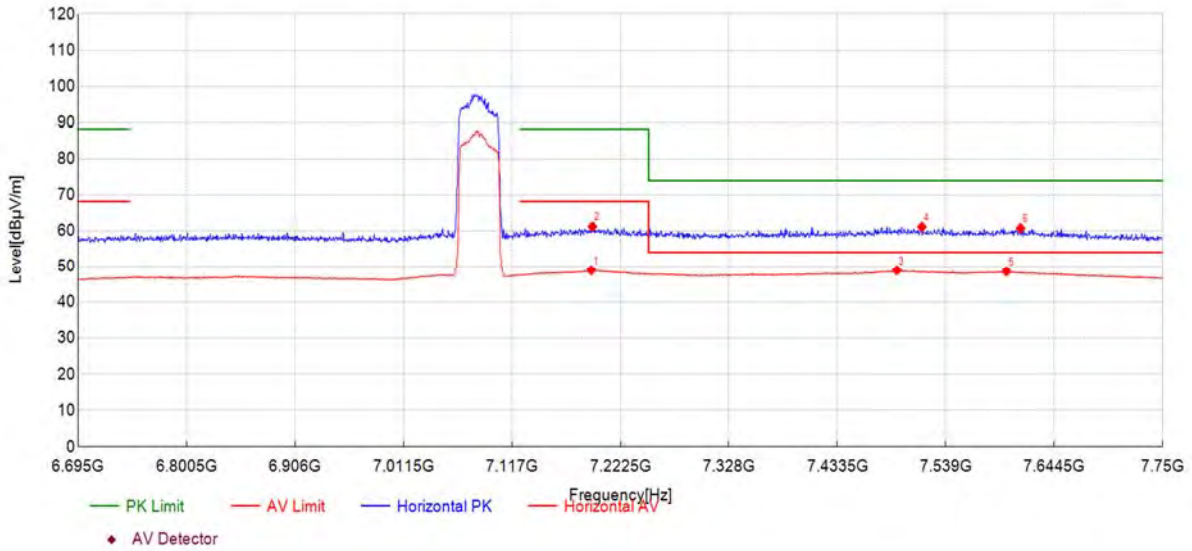

Fre. (MHz)	Reading [dBµV]	Level [dBµV/m]	Factor [dB/m]	Limit [dBµV/m]	Margin [dB]	Height [cm]	Angle [°]	Detector	Verdict
7194.26	25.9	48.99	23.130	68.23	19.24	150	340	AV	PASS
7195.32	38.1	61.24	23.150	88.23	26.99	150	189	PK	PASS
7491.40	25.9	48.94	23.090	54.00	5.06	150	255	AV	PASS
7515.67	38.1	61.13	23.060	74.00	12.87	150	95	PK	PASS
7598.00	25.3	48.64	23.390	54.00	5.36	150	273	AV	PASS
7611.73	37.5	60.78	23.330	74.00	13.22	150	175	PK	PASS

802.11ax (HEW80) Mode

Plot for Channel 7

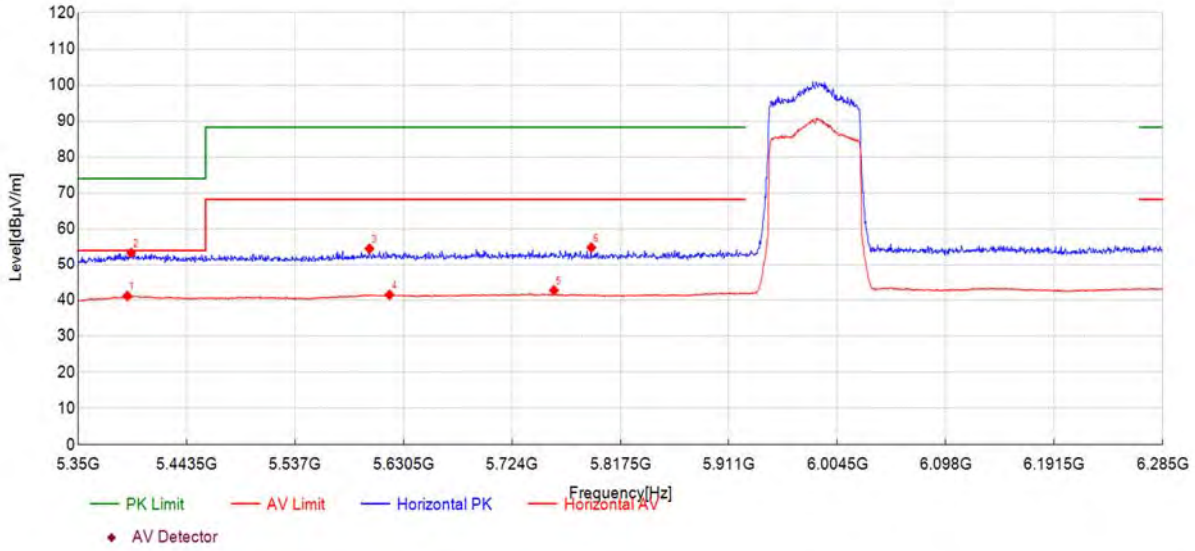

Fre. (MHz)	Reading [dBµV]	Level [dBµV/m]	Factor [dB/m]	Limit [dBµV/m]	Margin [dB]	Height [cm]	Angle [°]	Detector	Verdict
5392.56	25.6	41.13	15.580	54.00	12.87	150	30	AV	PASS
5395.84	37.7	53.34	15.620	74.00	20.66	150	232	PK	PASS
5601.17	38.7	54.56	15.910	88.23	33.67	150	6	PK	PASS
5618.48	25.6	41.46	15.880	68.23	26.77	150	35	AV	PASS
5760.20	26.5	42.69	16.230	68.23	25.54	150	147	AV	PASS
5792.48	38.8	54.87	16.040	88.23	33.36	150	274	PK	PASS

Plot for Channel 215

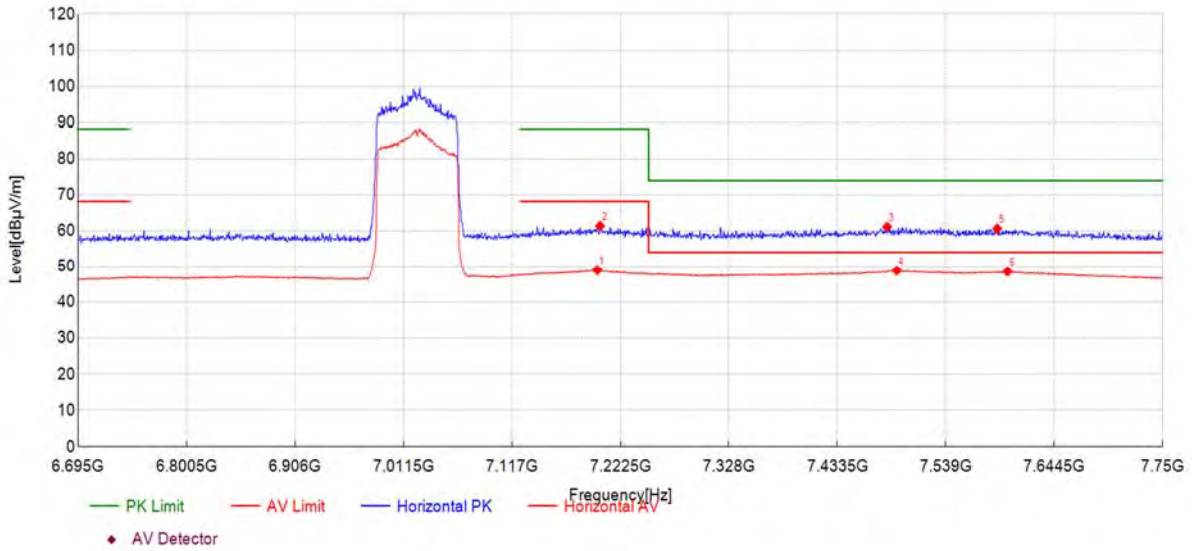

Fre. (MHz)	Reading [dBμV]	Level [dBμV/m]	Factor [dB/m]	Limit [dBμV/m]	Margin [dB]	Height [cm]	Angle [°]	Detector	Verdict
7200.07	25.8	49.03	23.210	68.23	19.20	150	358	AV	PASS
7202.71	38.2	61.40	23.170	88.23	26.83	150	212	PK	PASS
7481.90	38.1	61.15	23.030	74.00	12.85	150	3	PK	PASS
7491.40	25.8	48.88	23.090	54.00	5.12	150	122	AV	PASS
7589.03	37.4	60.67	23.290	74.00	13.33	150	226	PK	PASS
7599.06	25.2	48.58	23.410	54.00	5.42	150	127	AV	PASS

802.11ax (HEW160) Mode

Plot for Channel 15

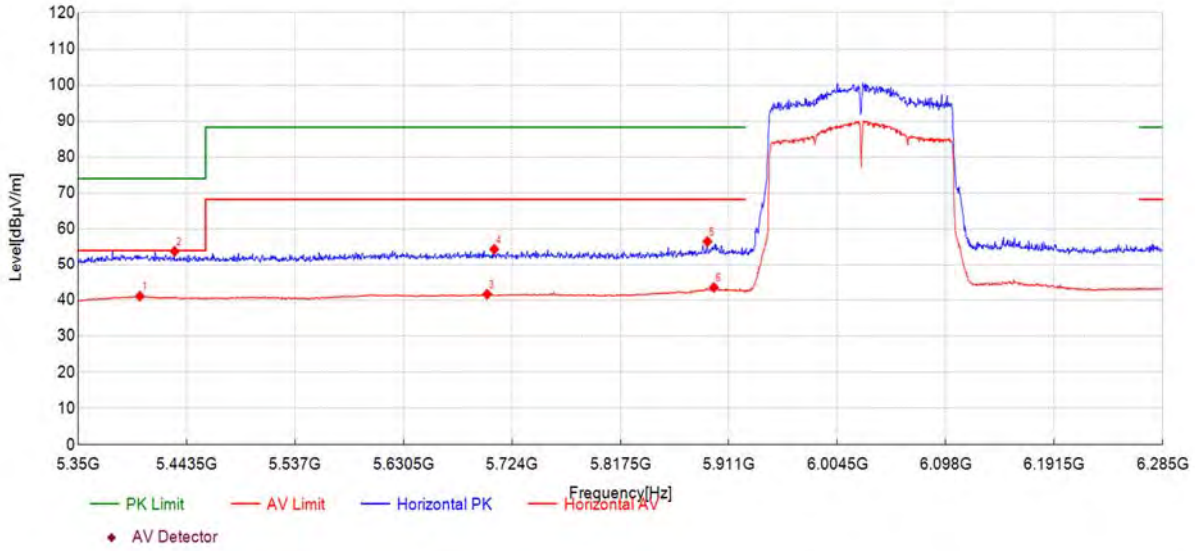

Fre. (MHz)	Reading [dBµV]	Level [dBµV/m]	Factor [dB/m]	Limit [dBµV/m]	Margin [dB]	Height [cm]	Angle [°]	Detector	Verdict
5403.32	25.4	41.07	15.640	54.00	12.93	150	109	AV	PASS
5433.26	38.5	53.82	15.280	74.00	20.18	150	348	PK	PASS
5702.67	25.4	41.64	16.200	68.23	26.59	150	198	AV	PASS
5708.75	38.2	54.39	16.210	88.23	33.84	150	235	PK	PASS
5892.57	40.4	56.54	16.120	88.23	31.69	150	128	PK	PASS
5898.18	27.4	43.49	16.140	68.23	24.74	150	169	AV	PASS

Plot for Channel 207

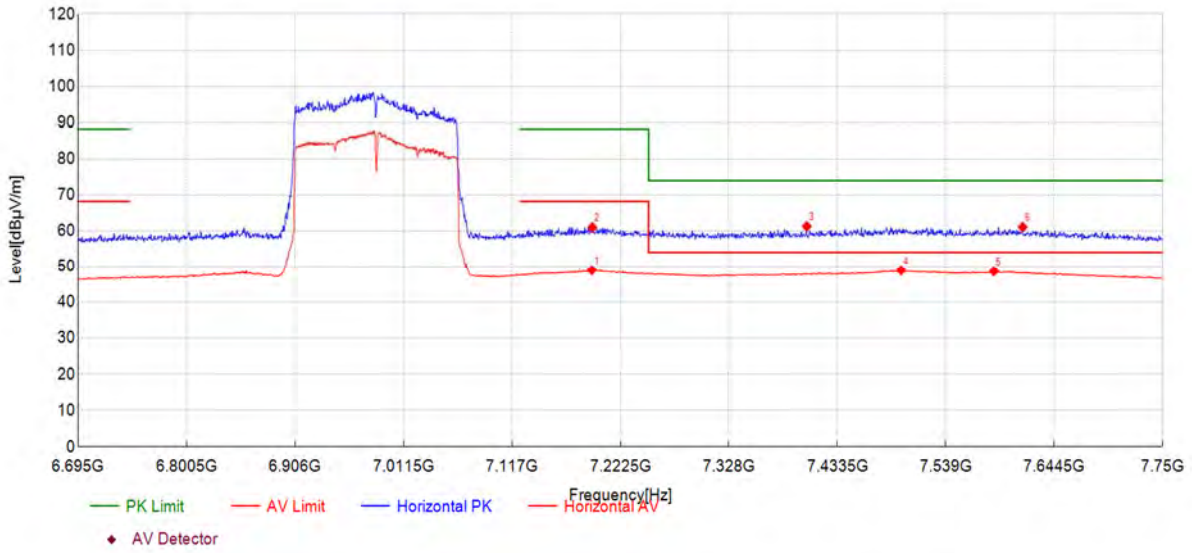

Fre. (MHz)	Reading [dBµV]	Level [dBµV/m]	Factor [dB/m]	Limit [dBµV/m]	Margin [dB]	Height [cm]	Angle [°]	Detector	Verdict
7194.79	25.9	49.00	23.140	68.23	19.23	150	274	AV	PASS
7195.32	37.9	61.04	23.150	88.23	27.19	150	213	PK	PASS
7403.79	38.5	61.31	22.790	74.00	12.69	150	0	PK	PASS
7495.62	25.8	48.94	23.120	54.00	5.06	150	21	AV	PASS
7585.87	25.4	48.68	23.260	54.00	5.32	150	354	AV	PASS
7613.84	37.8	61.10	23.310	74.00	12.90	150	106	PK	PASS

A.10. Radiated Emission

According to ANSI C63.10, because of peak detection will yield amplitudes equal to or greater than amplitudes measured with the quasi-peak (or average) detector, the measurement data from a spectrum analyzer peak detector will represent the worst-case results, if the peak measured value complies with the quasi-peak (or average) limit, it is unnecessary to perform a quasi-peak measurement (or average).

The measurement results are obtained as below:
E [dBμV/m] $=U_R + A_T + A_{Factor}$ [dB]; $A_T = L_{Cable\ loss}$ [dB]$-G_{preamp}$ [dB]
A_T: Total correction Factor except Antenna
U_R: Receiver Reading
G_{preamp}: Preamplifier Gain
A_{Factor}: Antenna Factor at 3m
During the test, the total correction Factor A_T and A_{Factor} were built in test software.
Note1: All radiated emission tests were performed in X, Y, Z axis direction. And only the worst axis (X axis) test condition was recorded in this test report.
Note2: For the frequency, which started from 9kHz to 30MHz, was pre-scanned and the result which was 20dB lower than the limit was not recorded.
Note3: For the frequency, which started from 18GHz to 40GHz, was pre-scanned and the result which was 20dB lower than the limit was not recorded.
Note 4: All test modes, bandwidth and channel were considered and evaluated respectively by performing full test, only the worst data were recorded for each bandwidth.

Field strength of fundamental:

Frequency (MHz)	Reading_Peak (dBμV/m)	Antenna Factor (dB)	Path Loss (dB)	Detector	Antenna Polarity
6173.62	81.7	99.61	17.920	PK	Vertical

The field strength (the lowest) of fundamental is more than 20dB higher than the unwanted emissions, in accordance with FCC part 15.215(b).

802.11a Mode

Plot for Channel 1

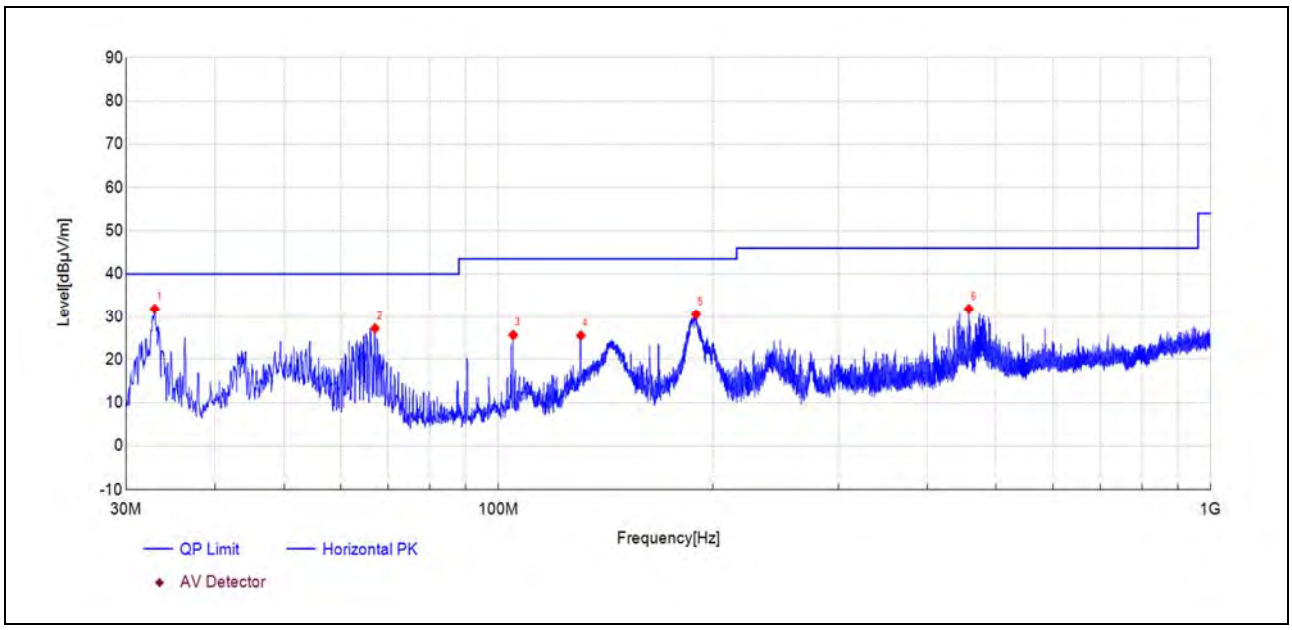

(Antenna Horizontal, 30MHz to 1GHz)

Fre. (MHz)	Reading [dBµV]	Level [dBµV/m]	Factor [dB/m]	Limit [dBµV/m]	Margin [dB]	Height [cm]	Angle [°]	Detector	Verdict
32.91	62.3	31.82	-30.460	40.00	8.18	150	84	PK	PASS
67.10	58.2	27.19	-31.010	40.00	12.81	150	131	PK	PASS
104.89	54.9	25.67	-29.230	43.50	17.83	150	255	PK	PASS
130.55	57.4	25.55	-31.840	43.50	17.95	150	289	PK	PASS
189.43	60.5	30.50	-29.960	43.50	13.00	150	214	PK	PASS
457.65	53.3	31.81	-21.490	46.00	14.19	150	35	PK	PASS

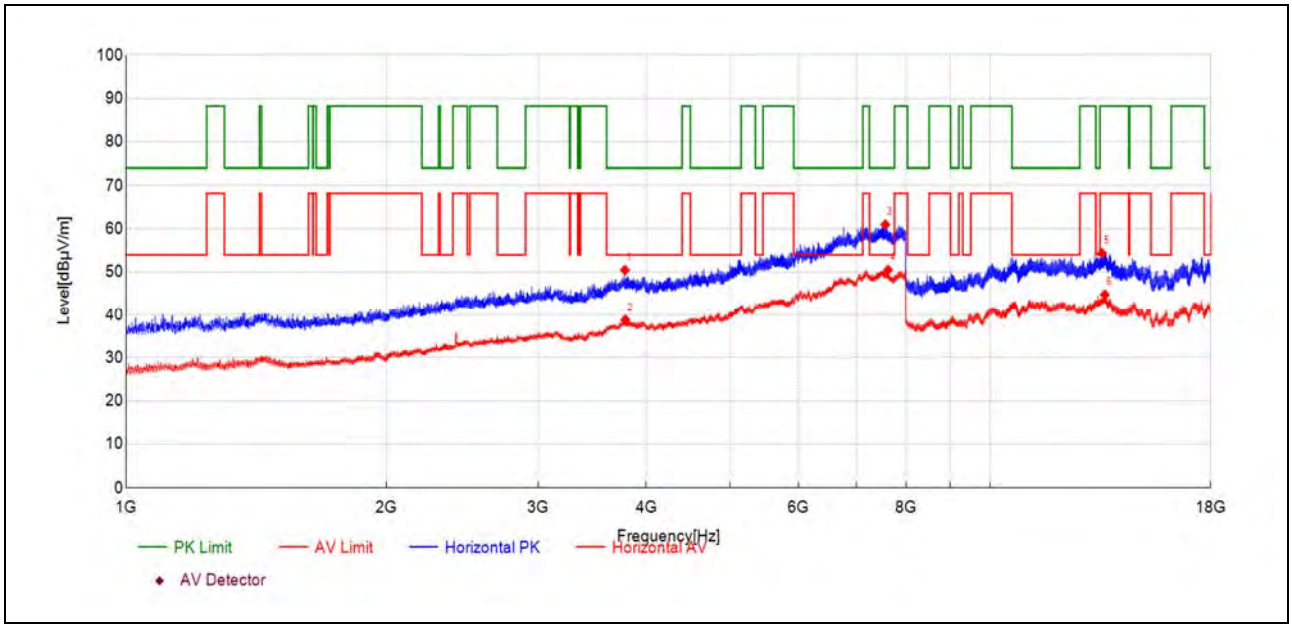

(Antenna Horizontal, 1GHz to 18GHz)

Fre. (MHz)	Reading [dBµV]	Level [dBµV/m]	Factor [dB/m]	Limit [dBµV/m]	Margin [dB]	Height [cm]	Angle [°]	Detector	Verdict
3779.19	38.9	50.45	11.510	74.00	23.55	150	330	PK	PASS
3782.45	27.2	38.77	11.540	54.00	15.23	150	60	AV	PASS
7562.70	35.0	60.98	25.970	74.00	13.02	150	194	PK	PASS
7618.24	24.3	50.49	26.180	54.00	3.51	150	210	AV	PASS
13475.98	37.5	54.38	16.910	88.23	33.85	150	24	PK	PASS
13572.17	27.7	44.75	17.100	68.23	23.48	150	308	AV	PASS

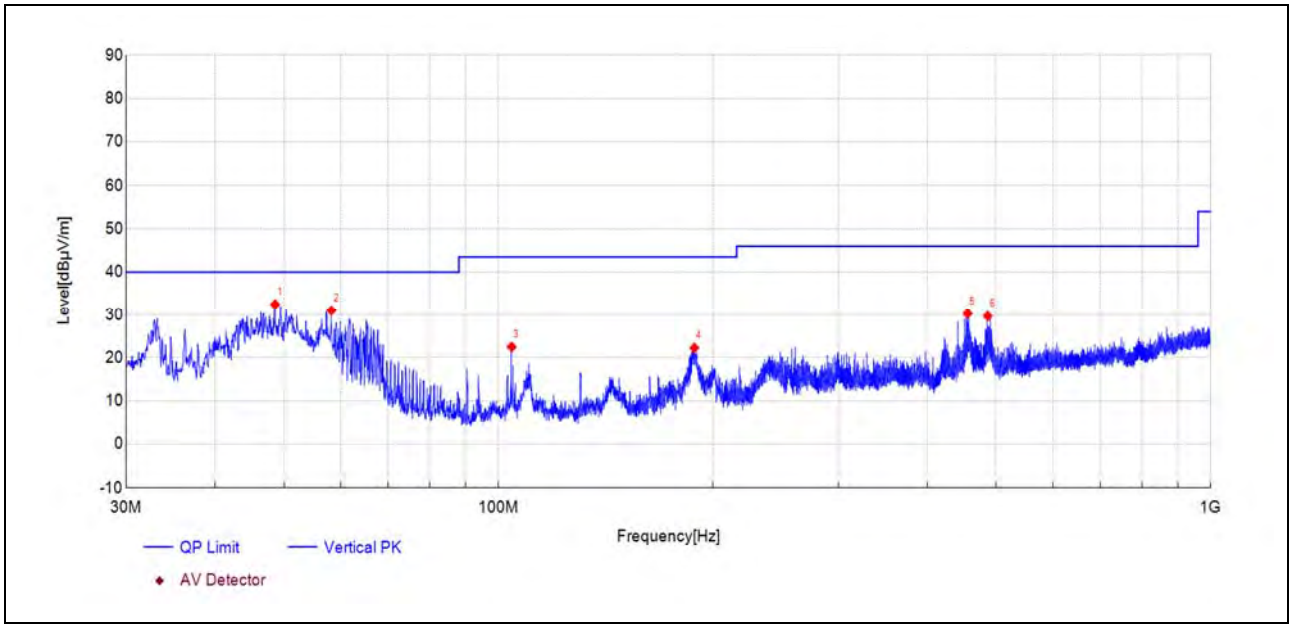

(Antenna Vertical, 30MHz to 1GHz)

Fre. (MHz)	Reading [dBµV]	Level [dBµV/m]	Factor [dB/m]	Limit [dBµV/m]	Margin [dB]	Height [cm]	Angle [°]	Detector	Verdict
48.58	60.8	32.45	-28.390	40.00	7.55	150	274	PK	PASS
58.28	59.2	30.98	-28.210	40.00	9.02	150	97	PK	PASS
104.35	52.0	22.49	-29.490	43.50	21.01	150	308	PK	PASS
188.36	52.3	22.25	-30.050	43.50	21.25	150	200	PK	PASS
455.80	51.9	30.25	-21.610	46.00	15.75	150	50	PK	PASS
486.36	50.1	29.65	-20.430	46.00	16.35	150	50	PK	PASS

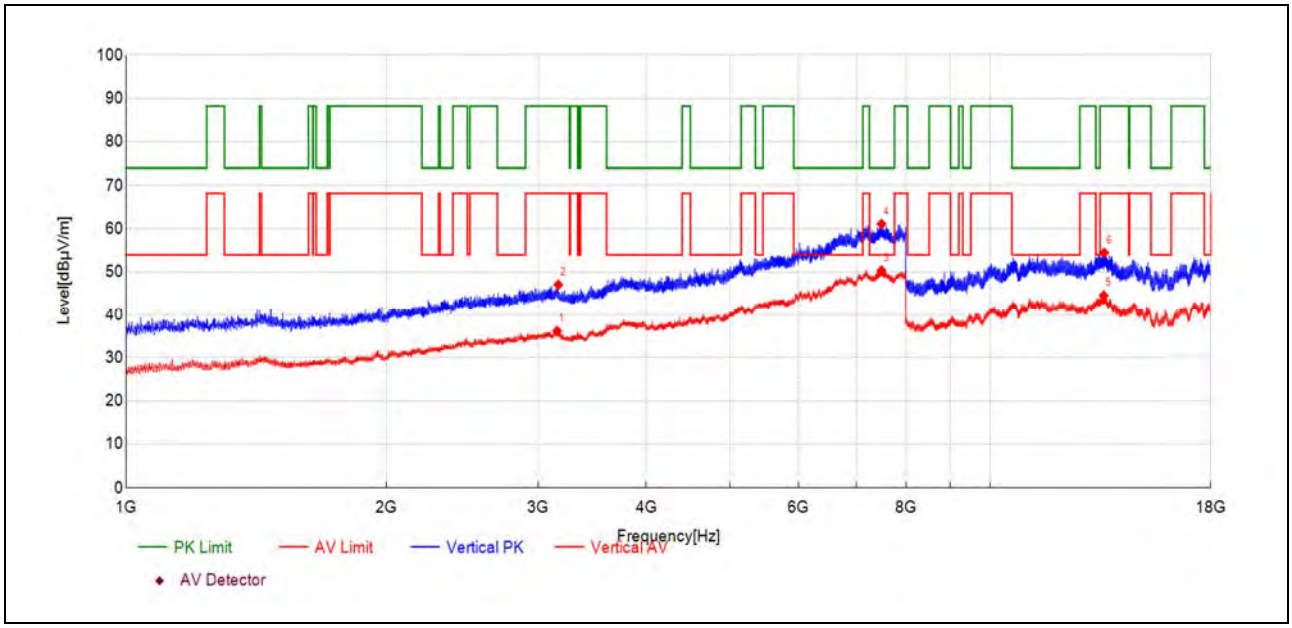

(Antenna Vertical, 1GHz to 18GHz)

Fre. (MHz)	Reading [dBµV]	Level [dBµV/m]	Factor [dB/m]	Limit [dBµV/m]	Margin [dB]	Height [cm]	Angle [°]	Detector	Verdict
3153.81	27.1	36.15	9.020	68.23	32.08	150	290	AV	PASS
3164.08	38.1	47.07	8.930	88.23	41.16	150	219	PK	PASS
7485.23	24.1	50.37	26.300	54.00	3.63	150	235	AV	PASS
7485.70	34.8	61.13	26.310	74.00	12.87	150	108	PK	PASS
13535.50	27.5	44.55	17.080	68.23	23.68	150	0	AV	PASS
13552.65	37.4	54.45	17.090	88.23	33.78	150	124	PK	PASS

Plot for Channel 105

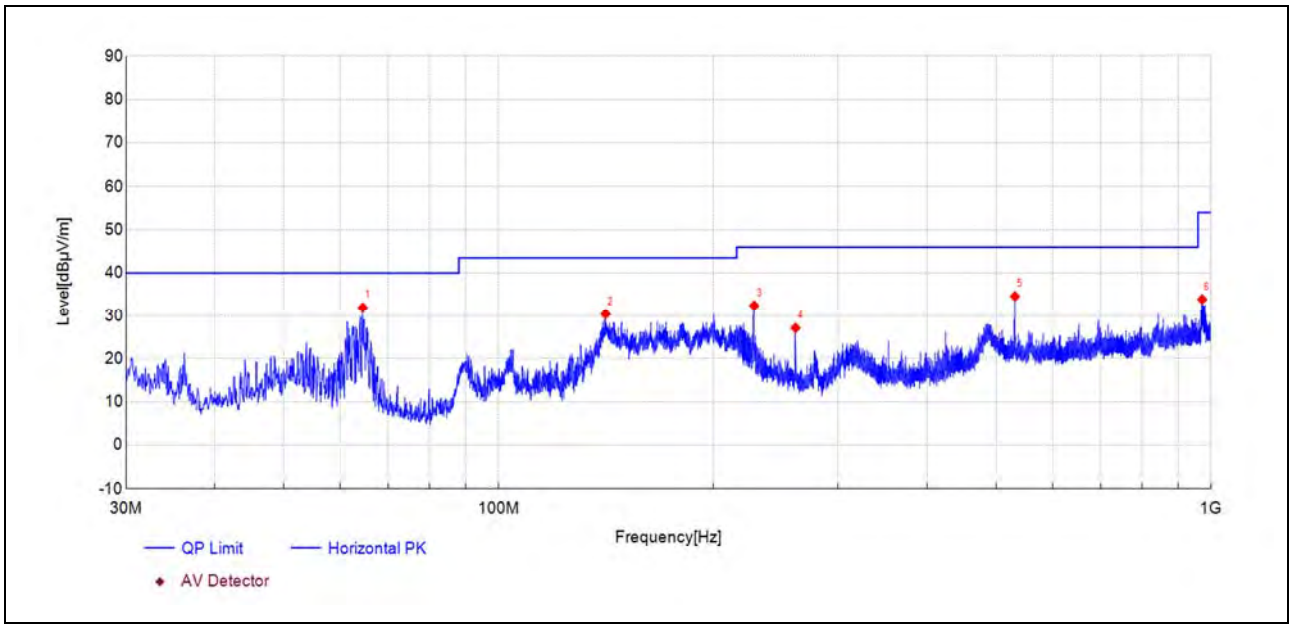

(Antenna Horizontal, 30MHz to 1GHz)

Fre. (MHz)	Reading [dBμV]	Level [dBμV/m]	Factor [dB/m]	Limit [dBμV/m]	Margin [dB]	Height [cm]	Angle [°]	Detector	Verdict
64.49	61.1	31.91	-29.220	40.00	8.09	150	108	PK	PASS
141.41	62.4	30.35	-32.080	43.50	13.15	150	136	PK	PASS
228.62	60.7	32.40	-28.270	46.00	13.60	150	325	PK	PASS
261.31	55.0	27.11	-27.870	46.00	18.89	150	352	PK	PASS
531.08	53.5	34.57	-18.930	46.00	11.43	150	73	PK	PASS
972.84	45.0	33.87	-11.170	54.00	20.13	150	151	PK	PASS

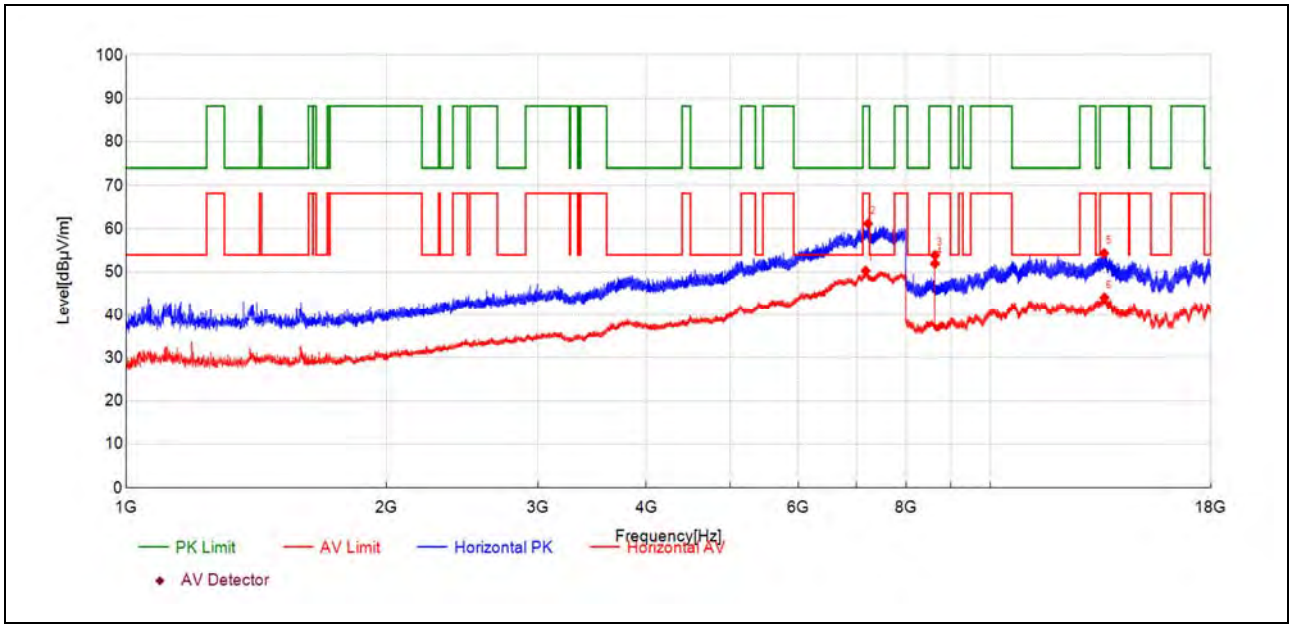

(Antenna Horizontal, 1GHz to 18GHz)

Fre. (MHz)	Reading [dBµV]	Level [dBµV/m]	Factor [dB/m]	Limit [dBµV/m]	Margin [dB]	Height [cm]	Angle [°]	Detector	Verdict
7177.21	24.2	50.31	26.070	68.23	17.92	150	289	AV	PASS
7224.35	35.4	61.23	25.810	88.23	27.00	150	216	PK	PASS
8633.36	47.5	53.91	6.380	88.23	34.32	150	102	PK	PASS
8633.84	45.6	51.98	6.380	68.23	16.25	150	125	AV	PASS
13549.79	37.3	54.35	17.090	88.23	33.88	150	111	PK	PASS
13559.31	27.0	44.09	17.100	68.23	24.14	150	327	AV	PASS

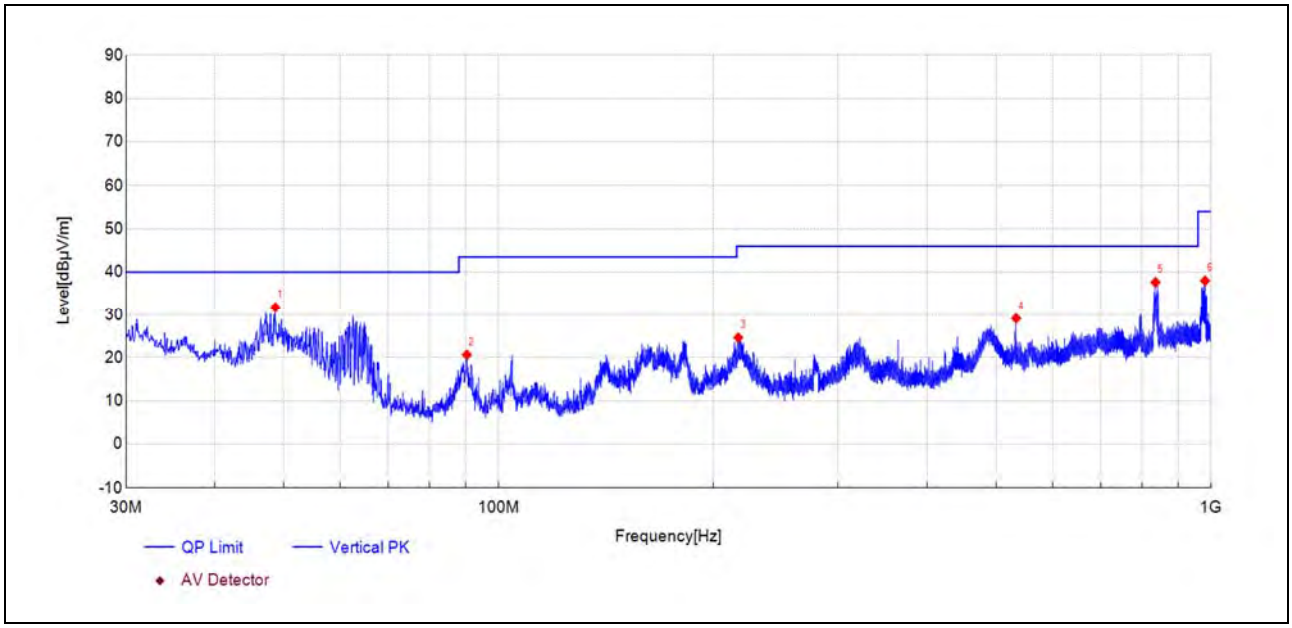

(Antenna Vertical, 30MHz to 1GHz)

Fre. (MHz)	Reading [dBµV]	Level [dBµV/m]	Factor [dB/m]	Limit [dBµV/m]	Margin [dB]	Height [cm]	Angle [°]	Detector	Verdict
48.62	60.1	31.72	-28.390	40.00	8.28	150	3	PK	PASS
90.29	52.2	20.67	-31.530	43.50	22.83	150	210	PK	PASS
217.12	53.5	24.63	-28.870	46.00	21.37	150	301	PK	PASS
533.16	48.2	29.13	-19.020	46.00	16.87	150	160	PK	PASS
836.40	51.5	37.64	-13.830	46.00	8.36	150	344	PK	PASS
981.96	49.2	38.00	-11.230	54.00	16.00	150	83	PK	PASS

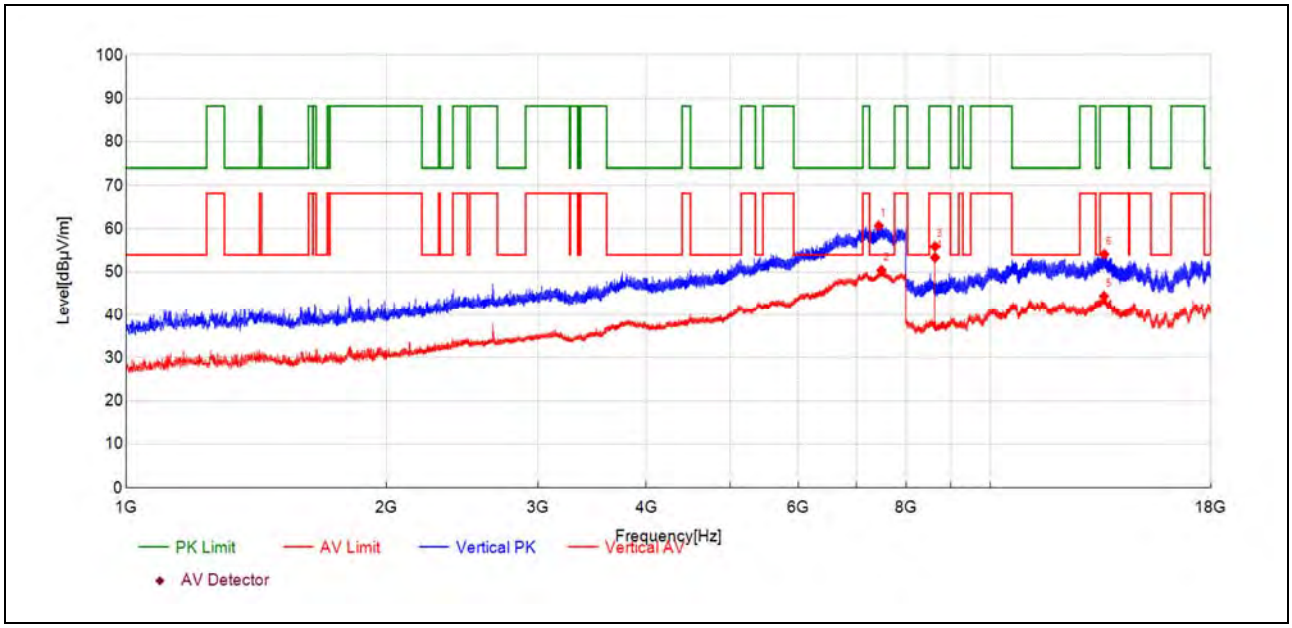

(Antenna Vertical, 1GHz to 18GHz)

Fre. (MHz)	Reading [dBµV]	Level [dBµV/m]	Factor [dB/m]	Limit [dBµV/m]	Margin [dB]	Height [cm]	Angle [°]	Detector	Verdict
7431.10	34.5	60.72	26.220	74.00	13.28	150	219	PK	PASS
7486.63	23.9	50.44	26.580	54.00	3.56	150	35	AV	PASS
8633.36	49.5	55.92	6.380	88.23	32.31	150	343	PK	PASS
8633.84	47.0	53.39	6.380	68.23	14.84	150	343	AV	PASS
13546.45	27.3	44.41	17.090	68.23	23.82	150	285	AV	PASS
13558.84	37.0	54.12	17.100	88.23	34.11	150	208	PK	PASS

Plot for Channel 149

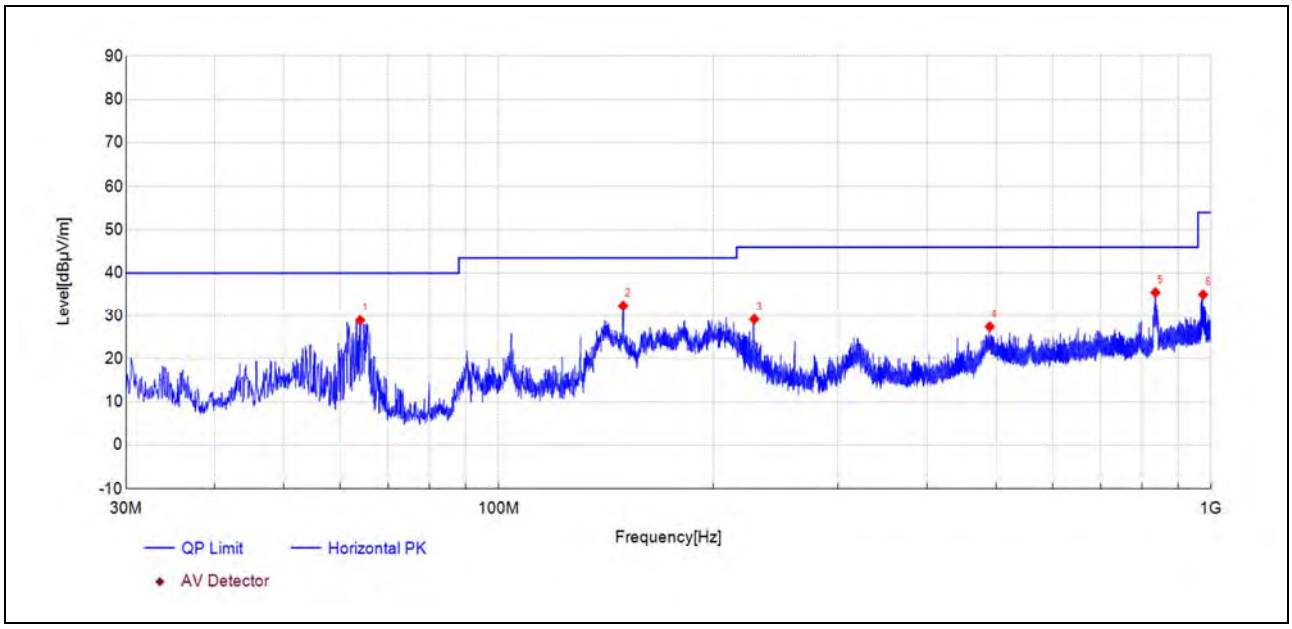

(Antenna Horizontal, 30MHz to 1GHz)

Fre. (MHz)	Reading [dBμV]	Level [dBμV/m]	Factor [dB/m]	Limit [dBμV/m]	Margin [dB]	Height [cm]	Angle [°]	Detector	Verdict
63.95	58.1	28.89	-29.210	40.00	11.11	150	130	PK	PASS
149.66	64.0	32.39	-31.570	43.50	11.11	150	23	PK	PASS
228.67	57.4	29.15	-28.260	46.00	16.85	150	9	PK	PASS
489.71	47.9	27.37	-20.490	46.00	18.63	150	298	PK	PASS
836.45	49.3	35.49	-13.840	46.00	10.51	150	143	PK	PASS
975.80	45.9	35.02	-10.890	54.00	18.98	150	143	PK	PASS

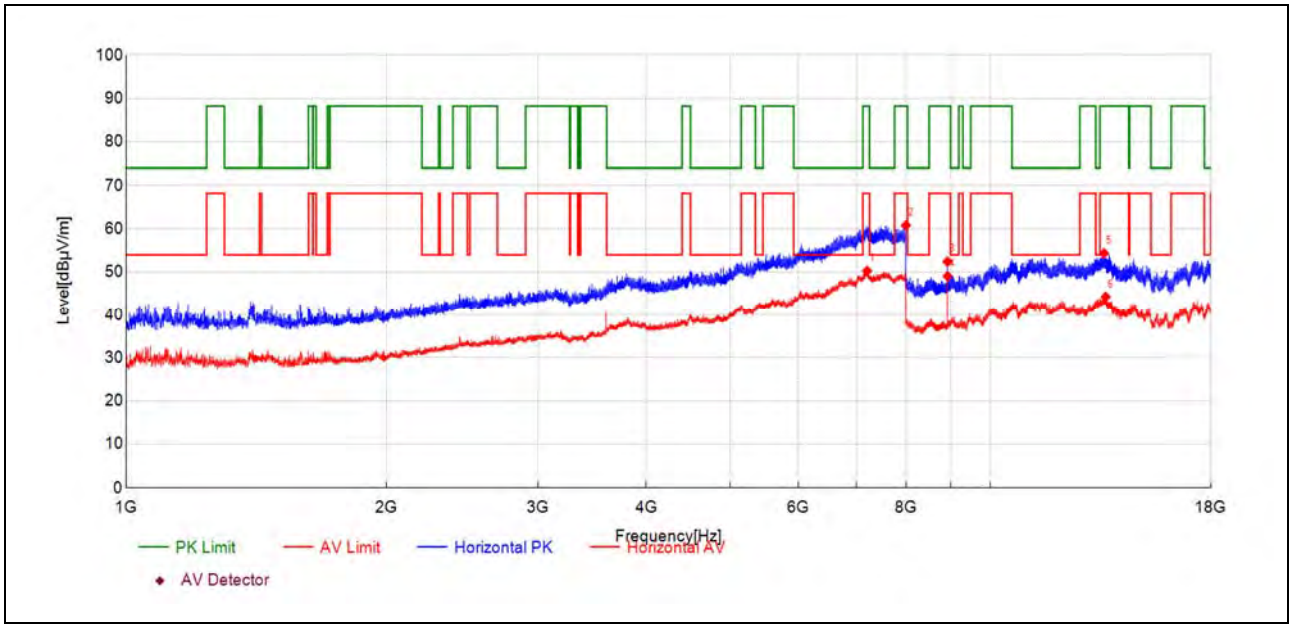

(Antenna Horizontal, 1GHz to 18GHz)

Fre. (MHz)	Reading [dBµV]	Level [dBµV/m]	Factor [dB/m]	Limit [dBµV/m]	Margin [dB]	Height [cm]	Angle [°]	Detector	Verdict
7206.61	23.8	50.28	26.460	68.23	17.95	150	299	AV	PASS
7989.73	33.9	60.80	26.870	88.23	27.43	150	18	PK	PASS
8926.71	46.0	52.44	6.460	88.23	35.79	150	225	PK	PASS
8927.19	42.6	49.06	6.460	68.23	19.17	150	120	AV	PASS
13545.50	37.3	54.36	17.090	88.23	33.87	150	5	PK	PASS
13605.98	27.2	44.27	17.060	68.23	23.96	150	283	AV	PASS

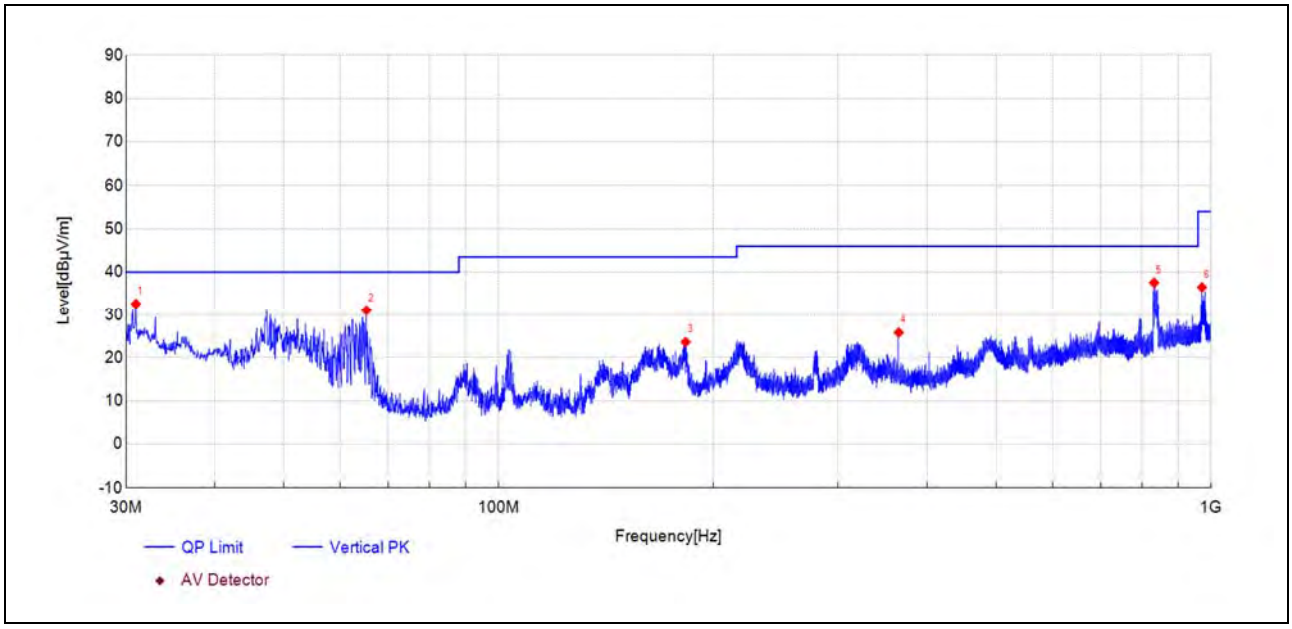

(Antenna Vertical, 30MHz to 1GHz)

Fre. (MHz)	Reading [dBµV]	Level [dBµV/m]	Factor [dB/m]	Limit [dBµV/m]	Margin [dB]	Height [cm]	Angle [°]	Detector	Verdict
30.97	63.3	32.58	-30.710	40.00	7.42	150	351	PK	PASS
65.26	60.6	31.03	-29.550	40.00	8.97	150	8	PK	PASS
183.17	54.0	23.61	-30.420	43.50	19.89	150	260	PK	PASS
364.81	49.2	25.80	-23.420	46.00	20.20	150	91	PK	PASS
832.76	51.6	37.54	-14.100	46.00	8.46	150	113	PK	PASS
972.16	47.7	36.46	-11.270	54.00	17.54	150	85	PK	PASS

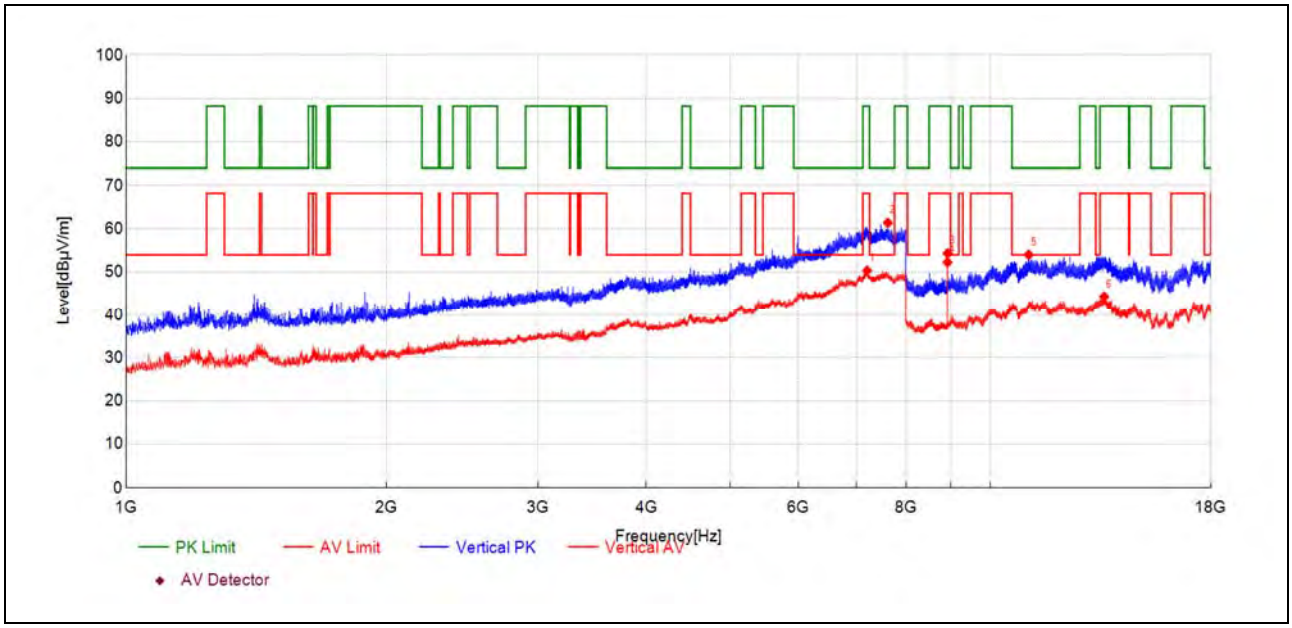

(Antenna Vertical, 1GHz to 18GHz)

Fre. (MHz)	Reading [dBµV]	Level [dBµV/m]	Factor [dB/m]	Limit [dBµV/m]	Margin [dB]	Height [cm]	Angle [°]	Detector	Verdict
7205.21	23.9	50.35	26.490	68.23	17.88	150	19	AV	PASS
7615.44	35.0	61.41	26.410	74.00	12.59	150	178	PK	PASS
8926.71	47.9	54.33	6.460	88.23	33.90	150	350	PK	PASS
8927.19	45.8	52.26	6.460	68.23	15.97	150	350	AV	PASS
11083.48	40.6	54.02	13.400	74.00	19.98	150	350	PK	PASS
13550.74	27.2	44.31	17.090	68.23	23.92	150	263	AV	PASS

Plot for Channel 209

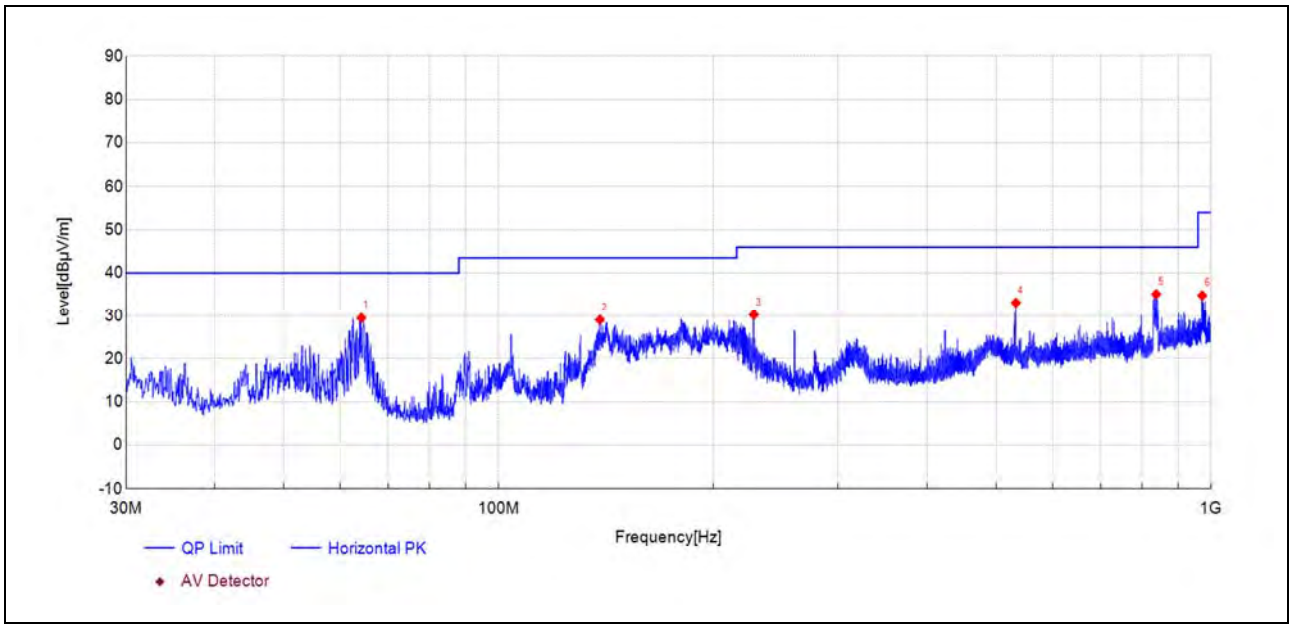

(Antenna Horizontal, 30MHz to 1GHz)

Fre. (MHz)	Reading [dBμV]	Level [dBμV/m]	Factor [dB/m]	Limit [dBμV/m]	Margin [dB]	Height [cm]	Angle [°]	Detector	Verdict
64.19	58.7	29.46	-29.220	40.00	10.54	150	76	PK	PASS
138.79	61.1	29.02	-32.070	43.50	14.48	150	99	PK	PASS
228.33	58.5	30.20	-28.340	46.00	15.80	150	149	PK	PASS
532.68	52.1	33.08	-19.000	46.00	12.92	150	309	PK	PASS
838.54	49.1	35.08	-13.990	46.00	10.92	150	134	PK	PASS
972.98	45.9	34.78	-11.140	54.00	19.22	150	149	PK	PASS

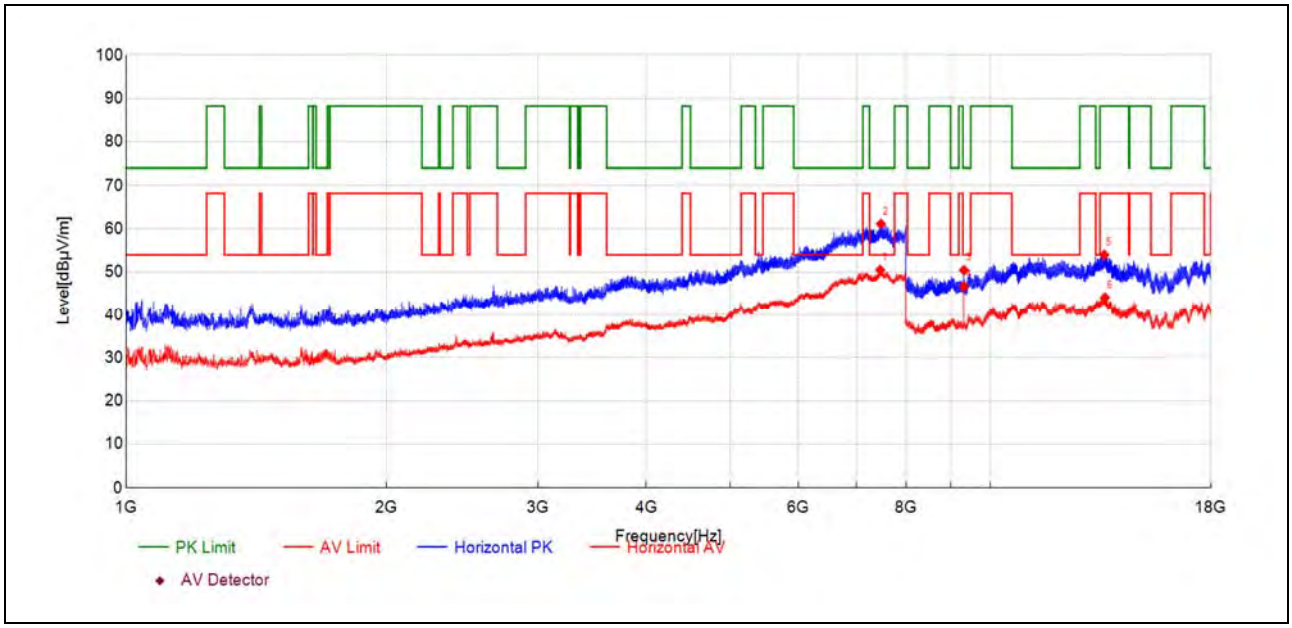

(Antenna Horizontal, 1GHz to 18GHz)

Fre. (MHz)	Reading [dBµV]	Level [dBµV/m]	Factor [dB/m]	Limit [dBµV/m]	Margin [dB]	Height [cm]	Angle [°]	Detector	Verdict
7461.43	24.0	50.49	26.490	54.00	3.51	150	192	AV	PASS
7475.90	34.6	61.13	26.550	74.00	12.87	150	184	PK	PASS
9326.73	42.6	50.44	7.830	74.00	23.56	150	118	PK	PASS
9327.21	38.8	46.64	7.840	54.00	7.36	150	118	AV	PASS
13556.46	36.9	53.98	17.100	88.23	34.25	150	213	PK	PASS
13578.84	26.9	44.05	17.110	68.23	24.18	150	42	AV	PASS

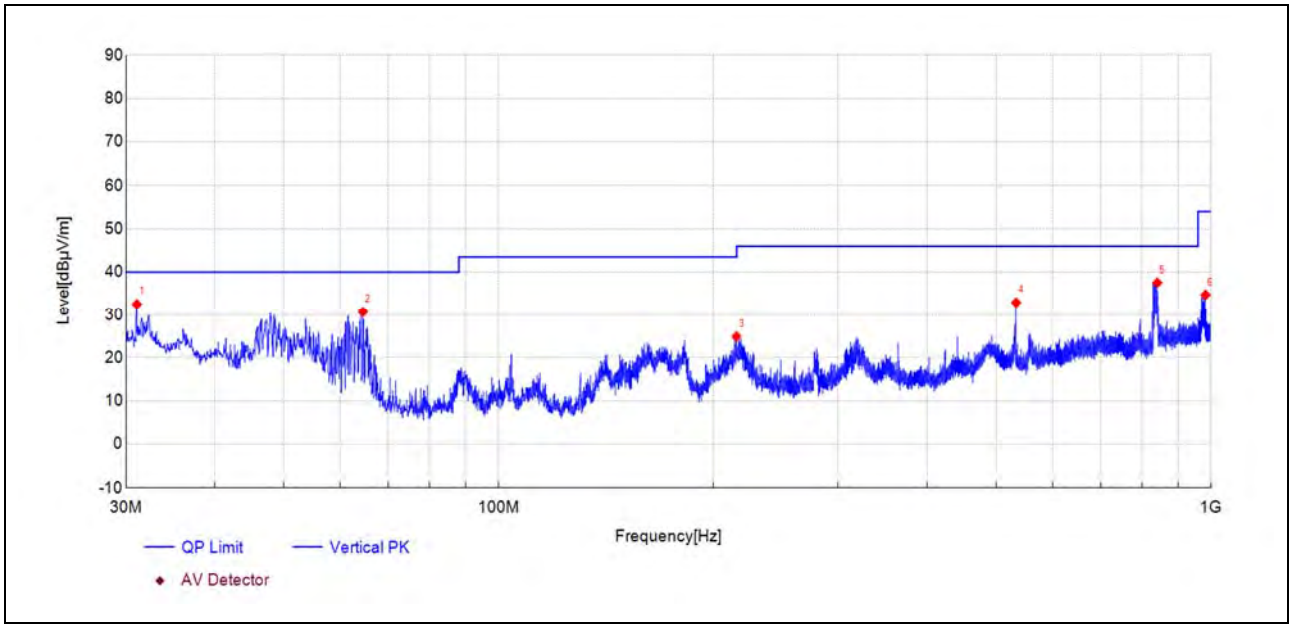

(Antenna Vertical, 30MHz to 1GHz)

Fre. (MHz)	Reading [dBµV]	Level [dBµV/m]	Factor [dB/m]	Limit [dBµV/m]	Margin [dB]	Height [cm]	Angle [°]	Detector	Verdict
31.07	63.2	32.51	-30.690	40.00	7.49	150	178	PK	PASS
64.53	59.9	30.67	-29.220	40.00	9.33	150	353	PK	PASS
215.86	53.7	24.88	-28.850	43.50	18.62	150	269	PK	PASS
533.16	51.9	32.90	-19.020	46.00	13.10	150	228	PK	PASS
841.49	51.4	37.53	-13.880	46.00	8.47	150	108	PK	PASS
983.46	45.9	34.70	-11.160	54.00	19.30	150	73	PK	PASS

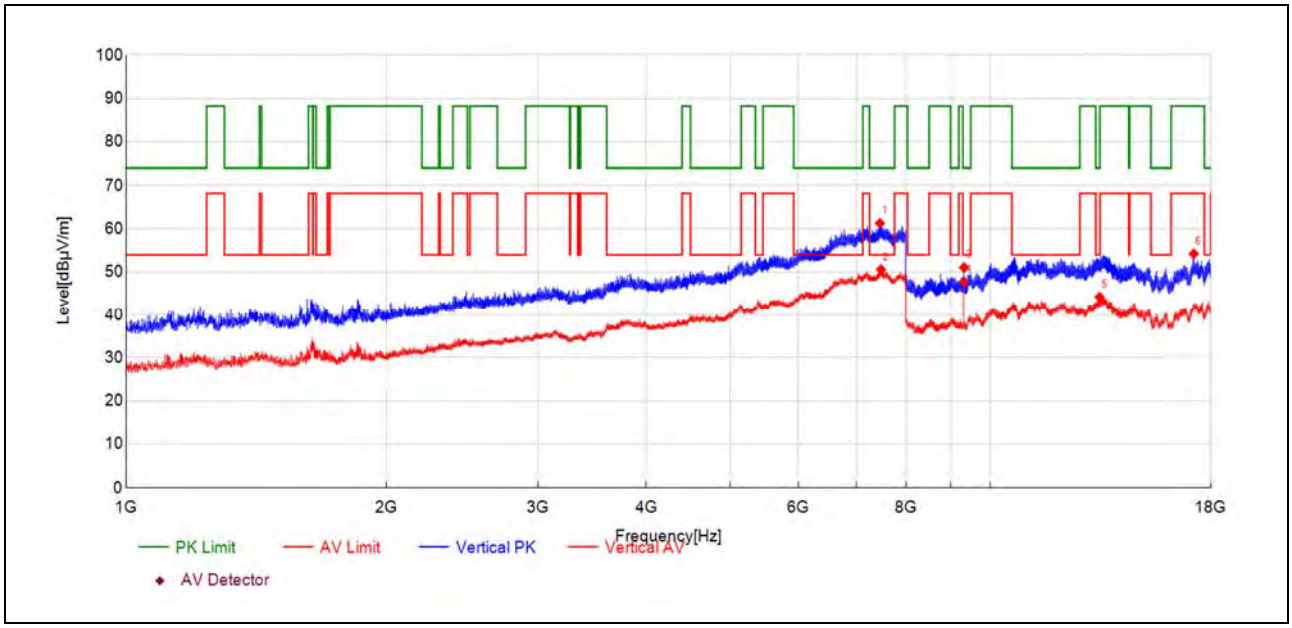

(Antenna Vertical, 1GHz to 18GHz)

Fre. (MHz)	Reading [dBµV]	Level [dBµV/m]	Factor [dB/m]	Limit [dBµV/m]	Margin [dB]	Height [cm]	Angle [°]	Detector	Verdict
7453.03	35.0	61.30	26.340	74.00	12.70	150	245	PK	PASS
7476.83	24.1	50.59	26.540	54.00	3.41	150	182	AV	PASS
9326.73	43.3	51.09	7.830	74.00	22.91	150	346	PK	PASS
9327.21	40.0	47.80	7.840	54.00	6.20	150	346	AV	PASS
13389.78	27.8	44.22	16.410	54.00	9.78	150	280	AV	PASS
17204.72	38.3	54.24	15.990	88.23	33.99	150	32	PK	PASS

END OF REPORT