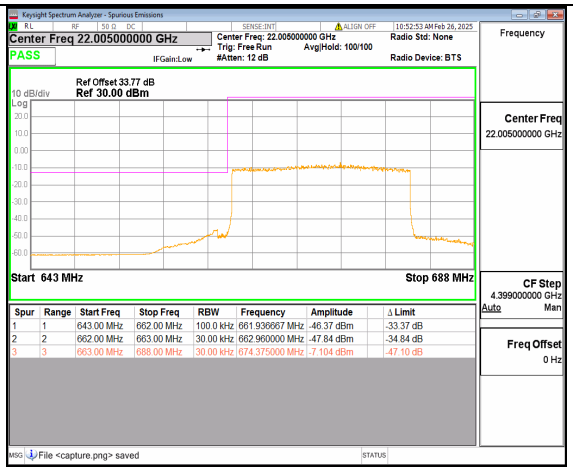

2A_n71 20M DFT-s-OFDM QPSK Outer_Full Low

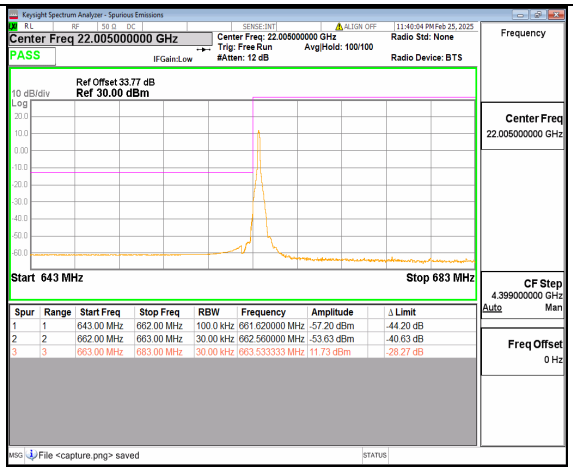

2A_n71 20M DFT-s-OFDM QPSK Edge_1RB_Left Low

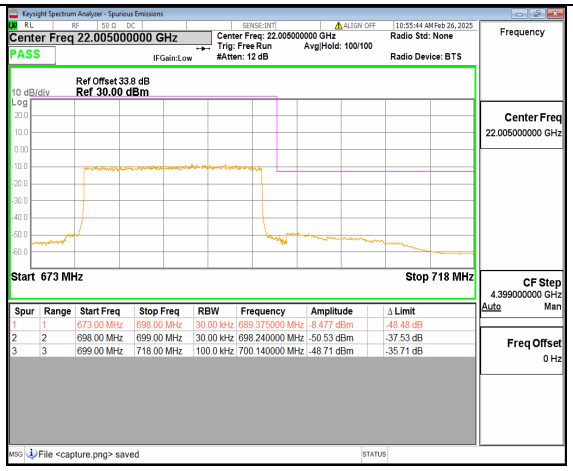

2A_n71 20M DFT-s-OFDM QPSK Outer_Full High

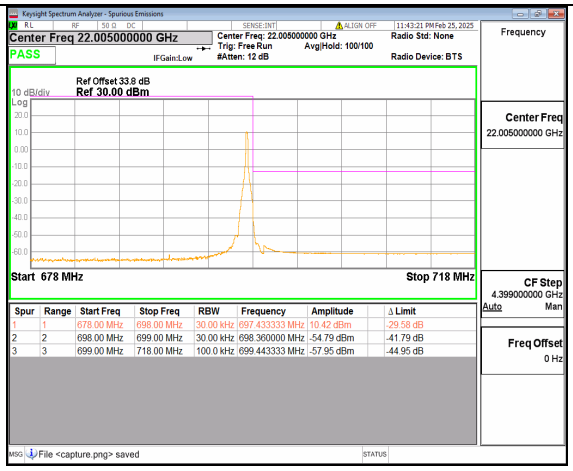

2A_n71 20M DFT-s-OFDM QPSK Edge_1RB_Right High

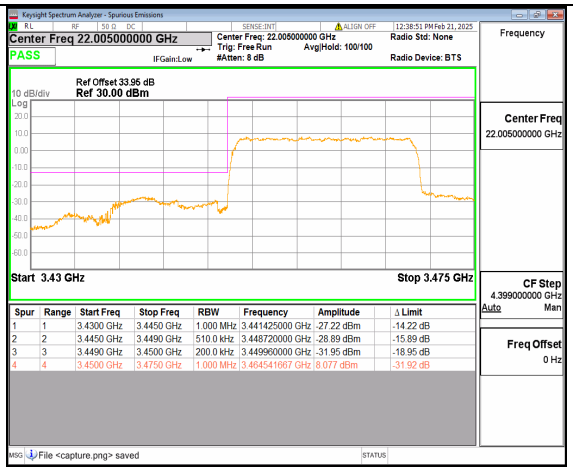

12A_n77(3450-3550MHz) 20M DFT-s-OFDM QPSK Outer_Full Low

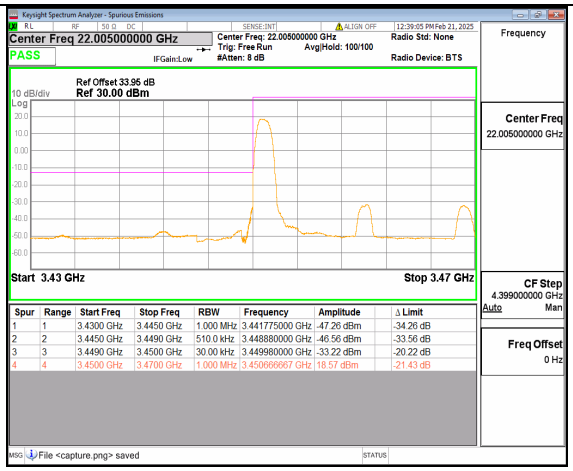

12A_n77(3450-3550MHz) 20M DFT-s-OFDM QPSK Edge_1RB_Left Low

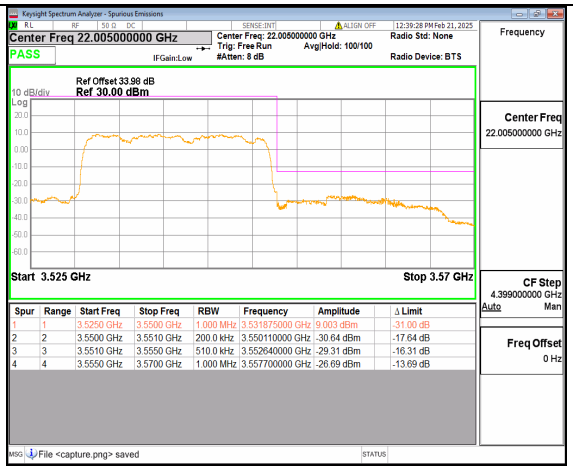

12A_n77(3450-3550MHz) 20M DFT-s-OFDM QPSK Outer_Full High

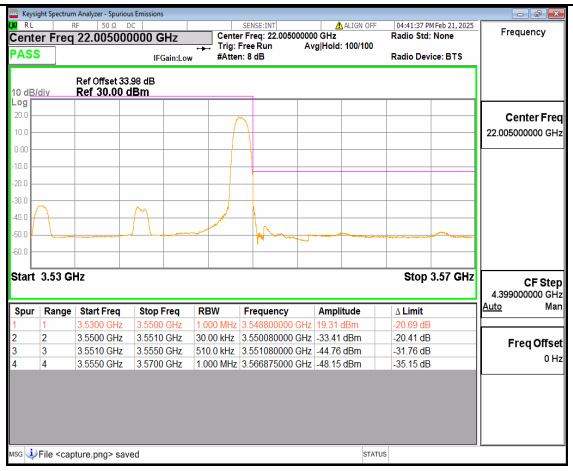

12A_n77(3450-3550MHz) 20M DFT-s-OFDM QPSK Edge_1RB_Right High

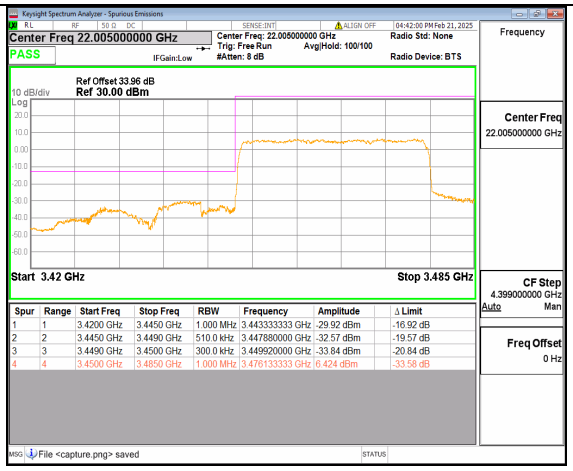

12A_n77(3450-3550MHz) 30M DFT-s-OFDM QPSK Outer_Full Low

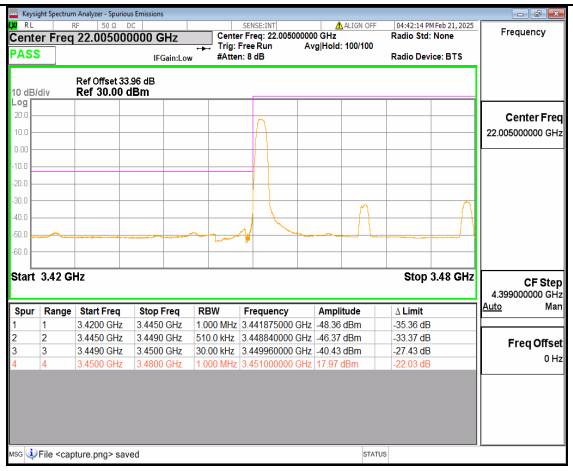

12A_n77(3450-3550MHz) 30M DFT-s-OFDM QPSK Edge_1RB_Left Low

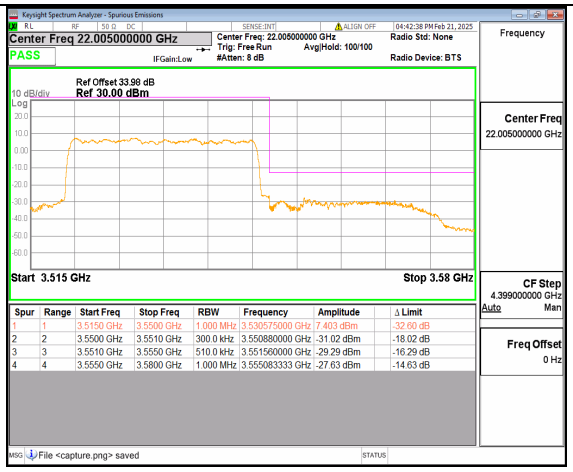

12A_n77(3450-3550MHz) 30M DFT-s-OFDM QPSK Outer_Full High

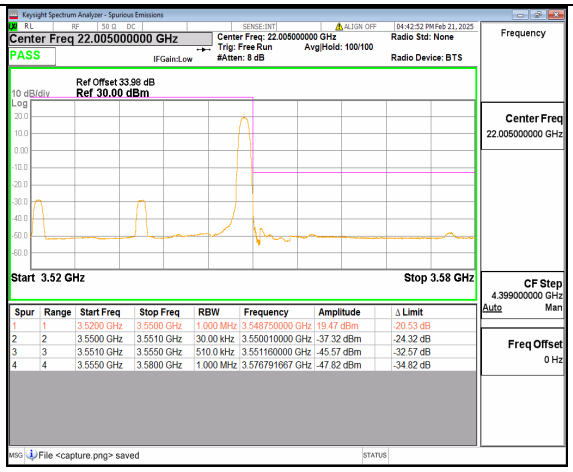

12A_n77(3450-3550MHz) 30M DFT-s-OFDM QPSK Edge_1RB_Right High

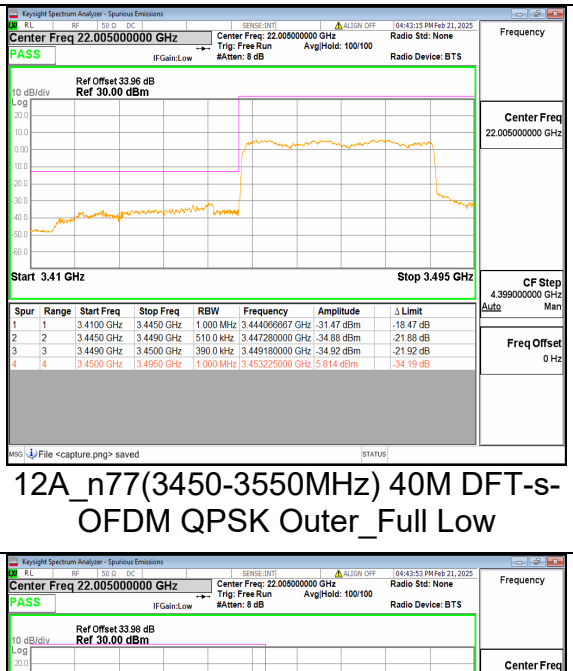

12A_n77(3450-3550MHz) 40M DFT-s-OFDM QPSK Outer_Full Low

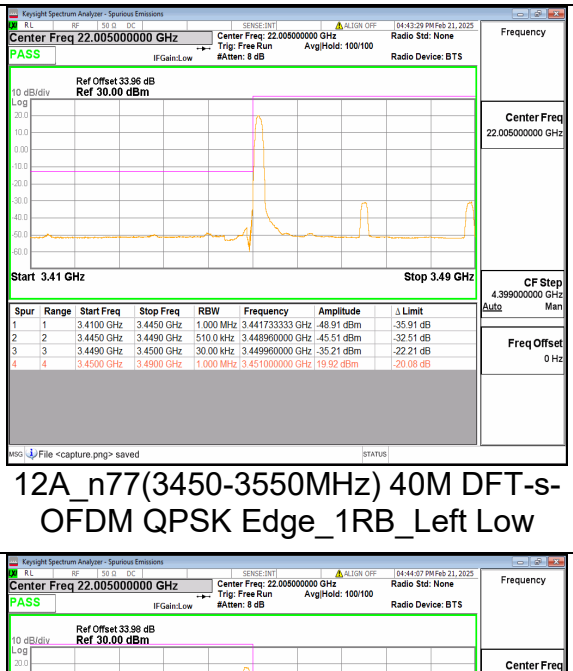

12A_n77(3450-3550MHz) 40M DFT-s-OFDM QPSK Edge_1RB_Left Low

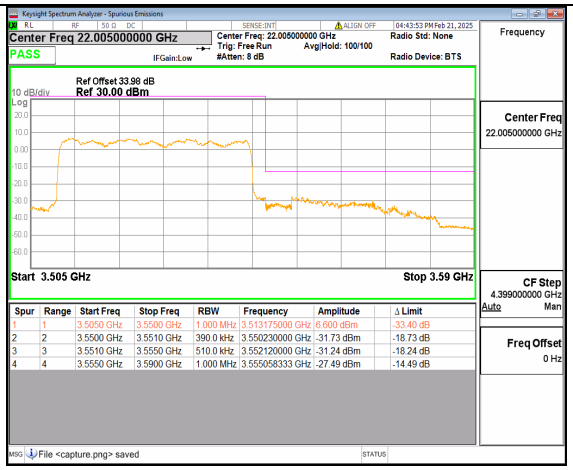

12A_n77(3450-3550MHz) 40M DFT-s-OFDM QPSK Outer_Full High

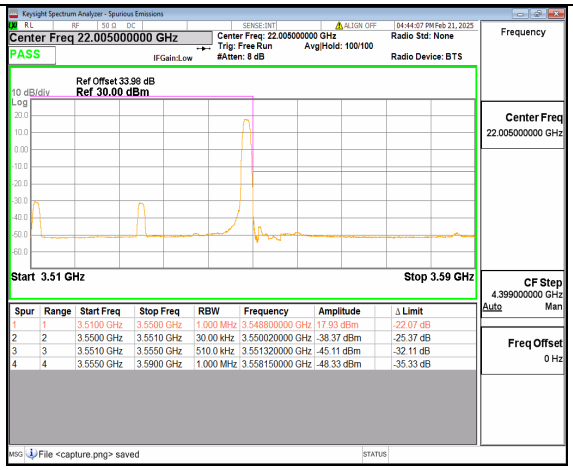

12A_n77(3450-3550MHz) 40M DFT-s-OFDM QPSK Edge_1RB_Right High

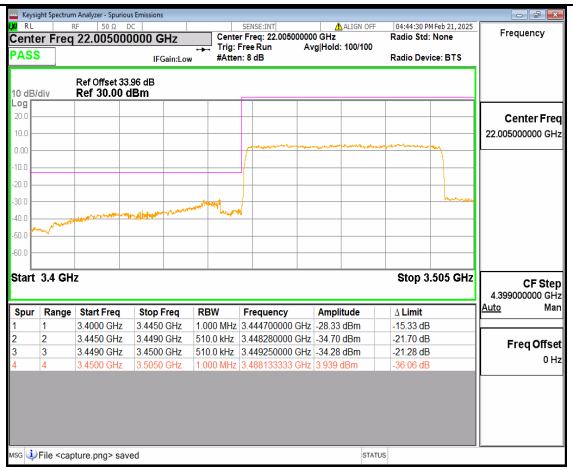

12A_n77(3450-3550MHz) 50M DFT-s-OFDM QPSK Outer_Full Low

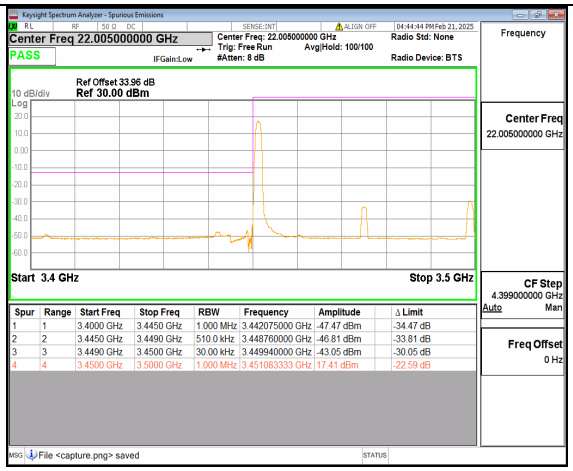

12A_n77(3450-3550MHz) 50M DFT-s-OFDM QPSK Edge_1RB_Left Low

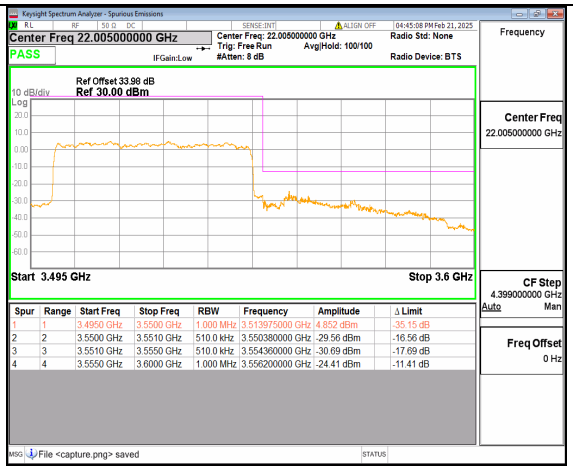

12A_n77(3450-3550MHz) 50M DFT-s-OFDM QPSK Outer_Full High

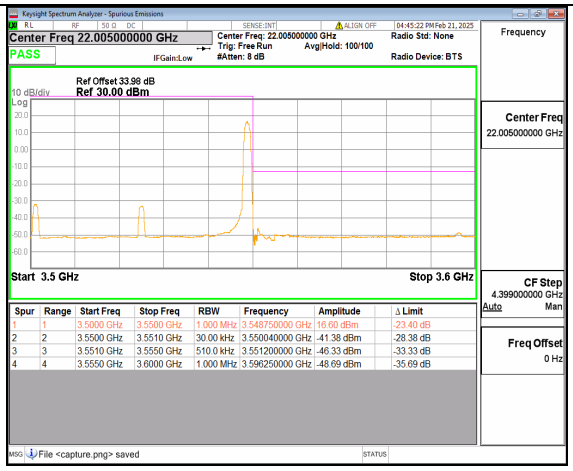

12A_n77(3450-3550MHz) 50M DFT-s-OFDM QPSK Edge_1RB_Right High

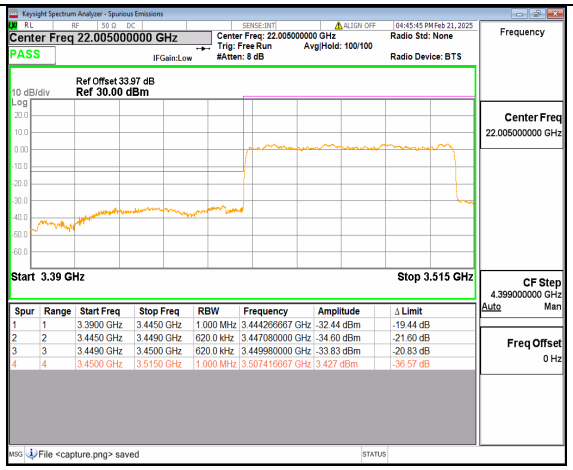

12A_n77(3450-3550MHz) 60M DFT-s-OFDM QPSK Outer_Full Low

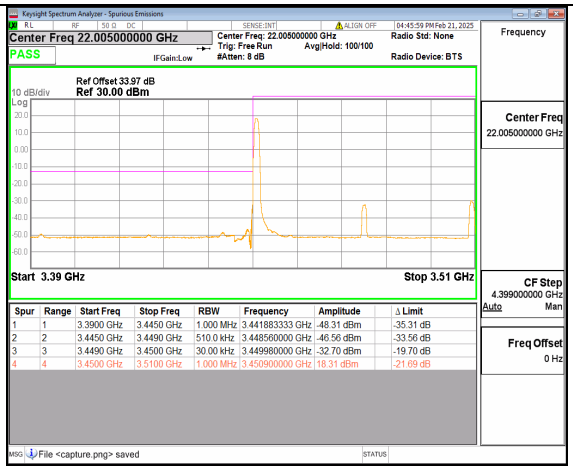

12A_n77(3450-3550MHz) 60M DFT-s-OFDM QPSK Edge_1RB_Left Low

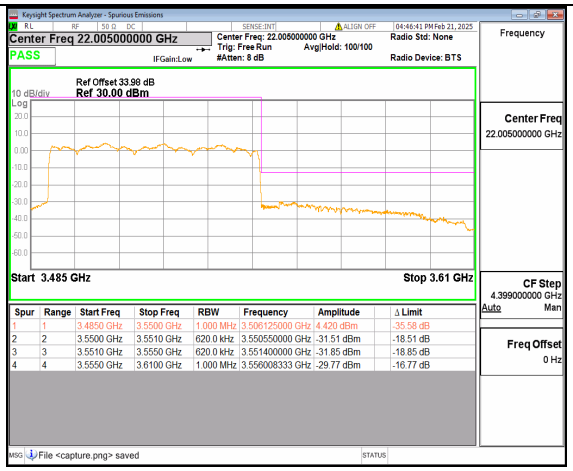

12A_n77(3450-3550MHz) 60M DFT-s-OFDM QPSK Outer_Full High

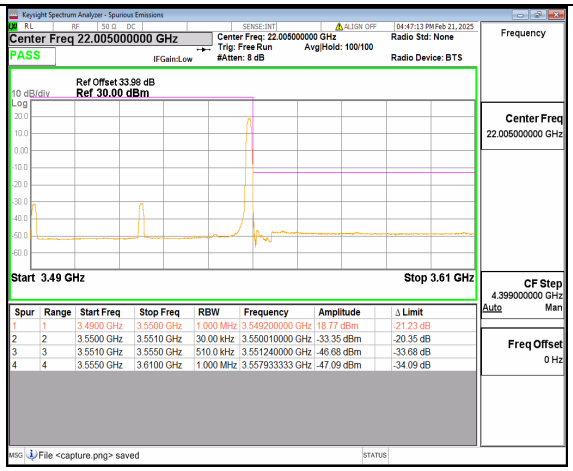

12A_n77(3450-3550MHz) 60M DFT-s-OFDM QPSK Edge_1RB_Right High

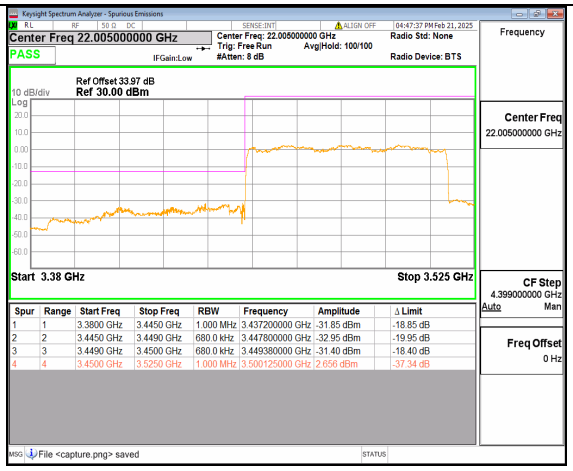

12A_n77(3450-3550MHz) 70M DFT-s-OFDM QPSK Outer_Full Low

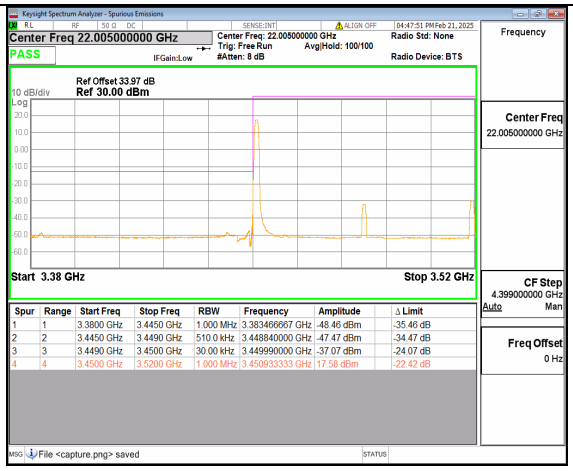

12A_n77(3450-3550MHz) 70M DFT-s-OFDM QPSK Edge_1RB_Left Low

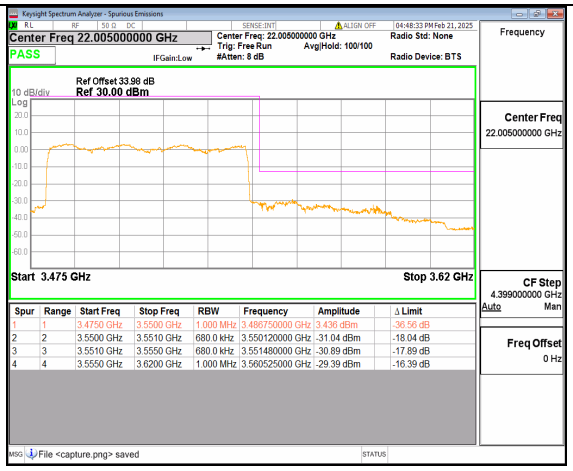

12A_n77(3450-3550MHz) 70M DFT-s-OFDM QPSK Outer_Full High

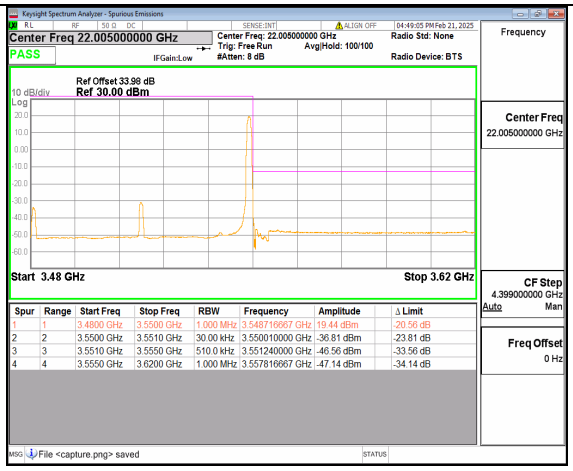

12A_n77(3450-3550MHz) 70M DFT-s-OFDM QPSK Edge_1RB_Right High

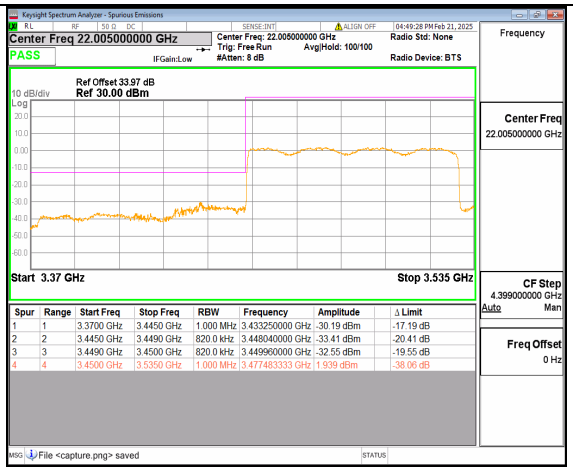

12A_n77(3450-3550MHz) 80M DFT-s-OFDM QPSK Outer_Full Low

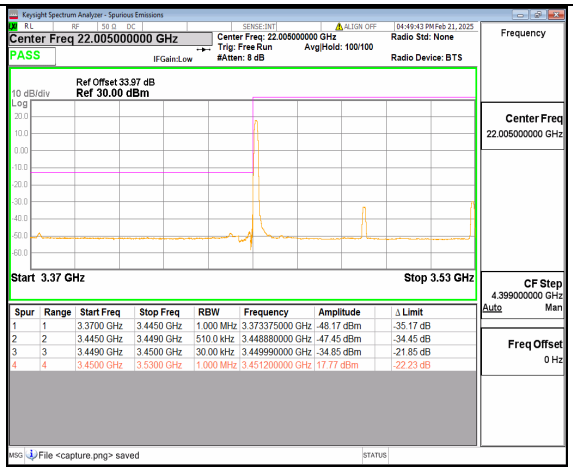

12A_n77(3450-3550MHz) 80M DFT-s-OFDM QPSK Edge_1RB_Left Low

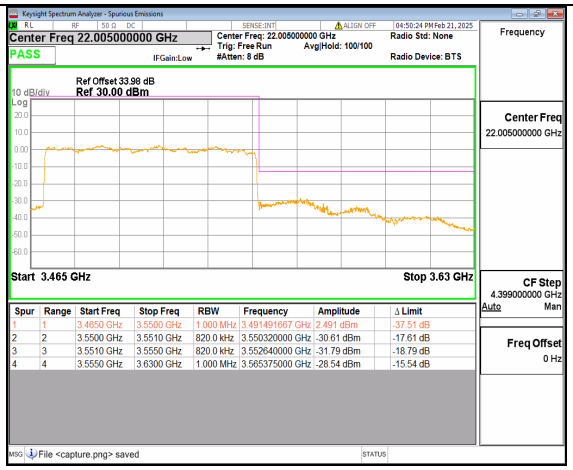

12A_n77(3450-3550MHz) 80M DFT-s-OFDM QPSK Outer_Full High

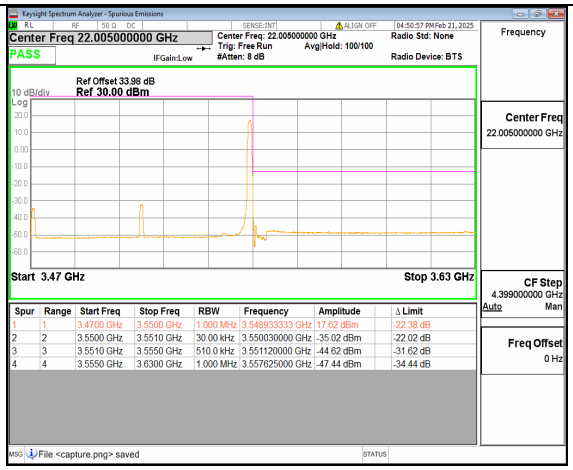

12A_n77(3450-3550MHz) 80M DFT-s-OFDM QPSK Edge_1RB_Right High

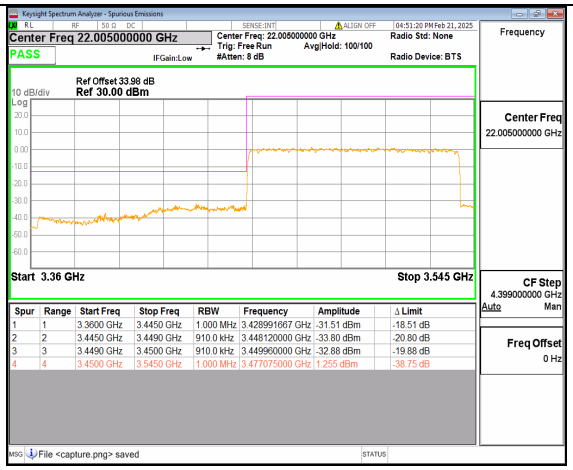

12A_n77(3450-3550MHz) 90M DFT-s-OFDM QPSK Outer_Full Low

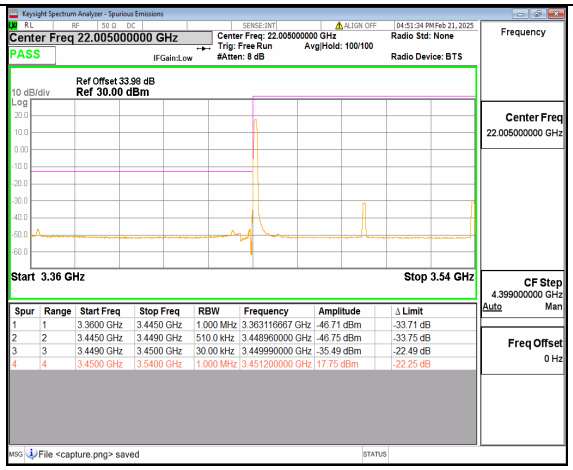

12A_n77(3450-3550MHz) 90M DFT-s-OFDM QPSK Edge_1RB_Left Low

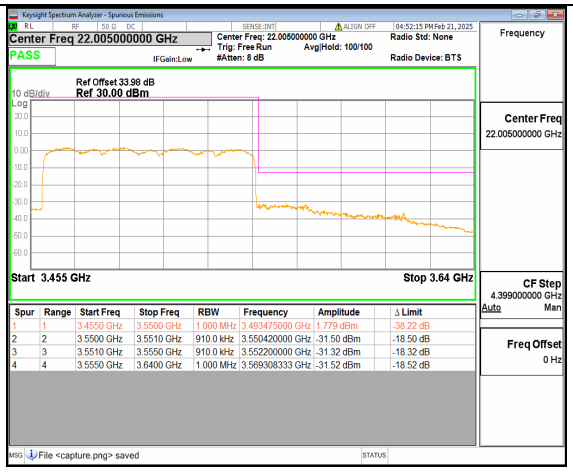

12A_n77(3450-3550MHz) 90M DFT-s-OFDM QPSK Outer_Full High

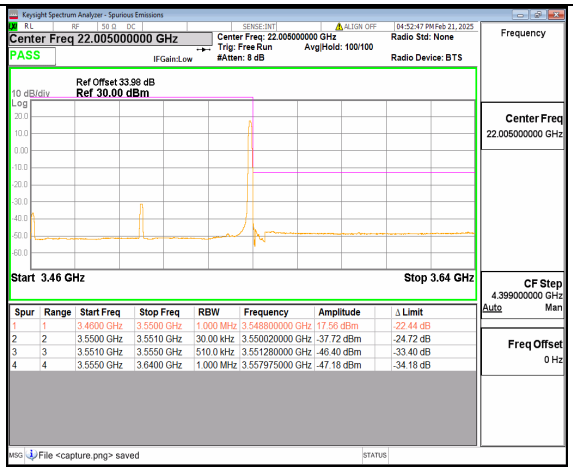

12A_n77(3450-3550MHz) 90M DFT-s-OFDM QPSK Edge_1RB_Right High

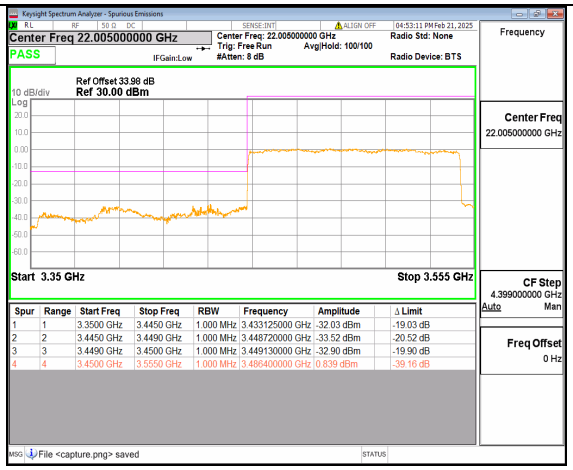

12A_n77(3450-3550MHz) 100M DFT-s-OFDM QPSK Outer_Full Low

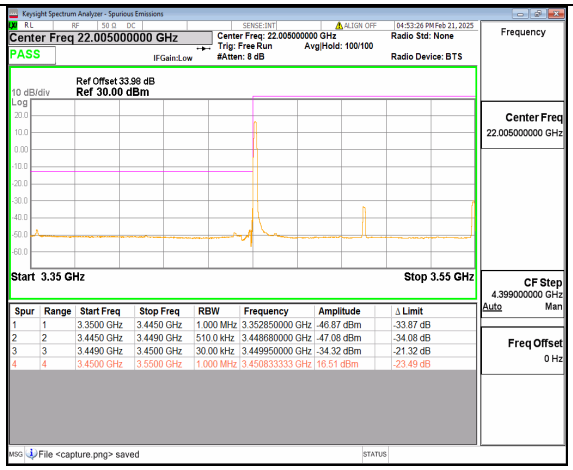

12A_n77(3450-3550MHz) 100M DFT-s-OFDM QPSK Edge_1RB_Left Low

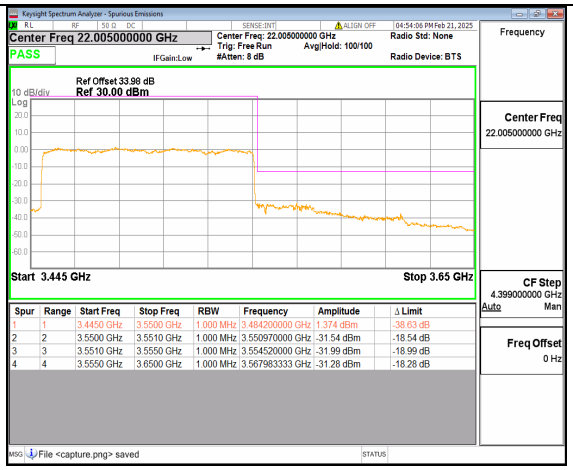

12A_n77(3450-3550MHz) 100M DFT-s-OFDM QPSK Outer_Full High

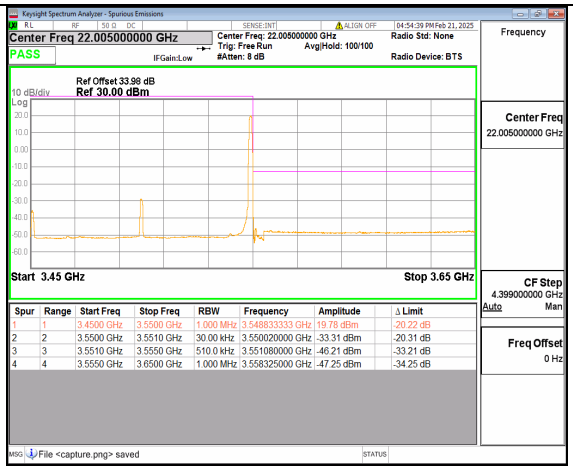

12A_n77(3450-3550MHz) 100M DFT-s-OFDM QPSK Edge_1RB_Right High

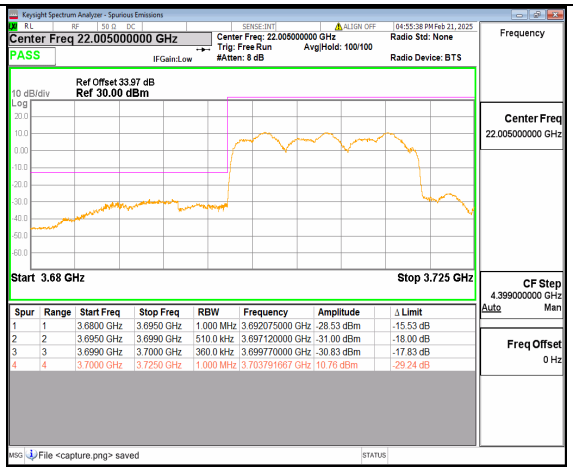

12A_n77(3700-3980MHz) 20M DFT-s-OFDM QPSK Outer_Full Low

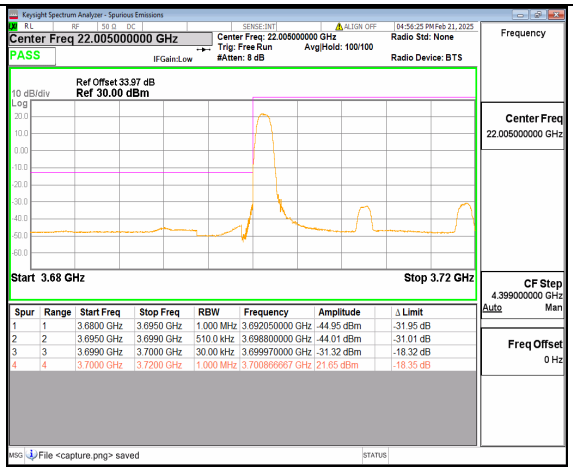

12A_n77(3700-3980MHz) 20M DFT-s-OFDM QPSK Edge_1RB_Left Low

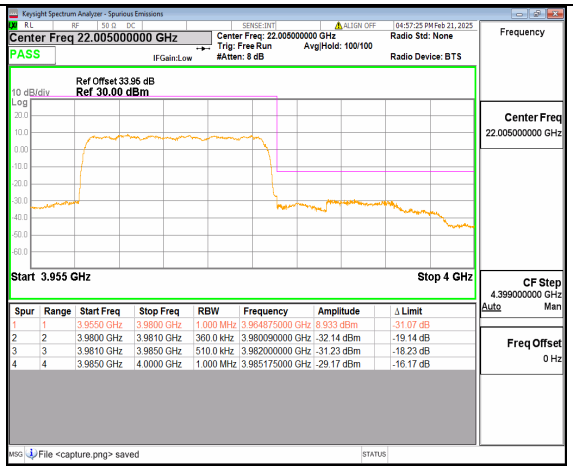

12A_n77(3700-3980MHz) 20M DFT-s-OFDM QPSK Outer_Full High

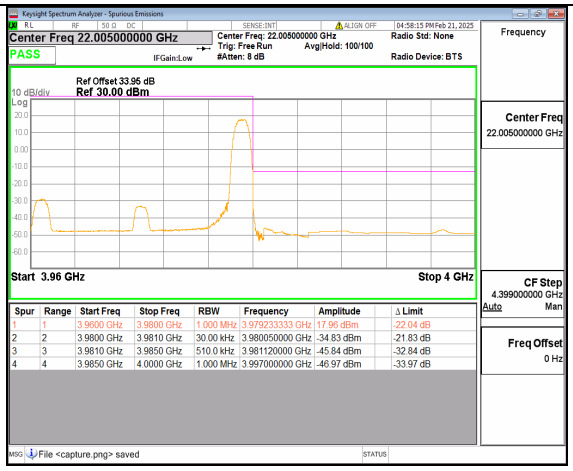

12A_n77(3700-3980MHz) 20M DFT-s-OFDM QPSK Edge_1RB_Right High

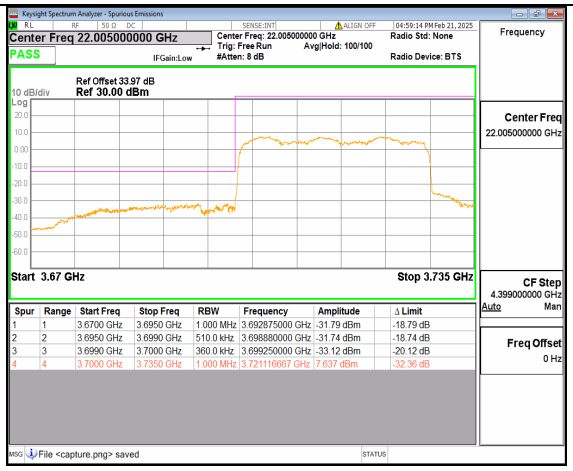

12A_n77(3700-3980MHz) 30M DFT-s-OFDM QPSK Outer_Full Low

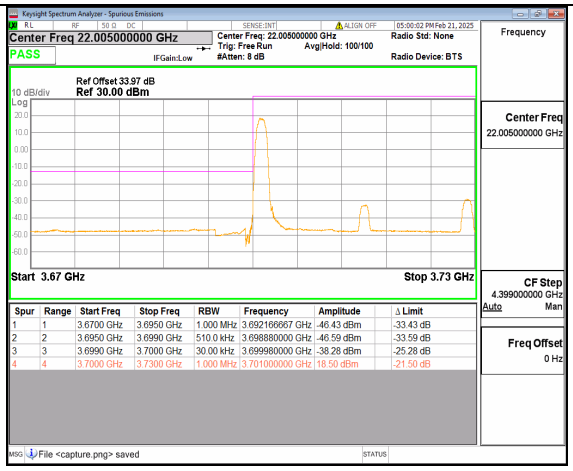

12A_n77(3700-3980MHz) 30M DFT-s-OFDM QPSK Edge_1RB_Left Low

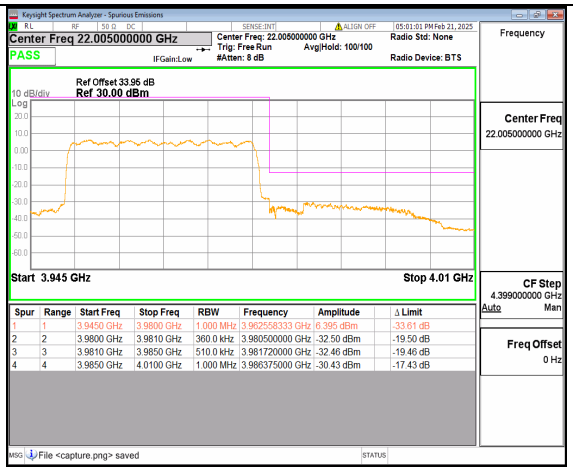

12A_n77(3700-3980MHz) 30M DFT-s-OFDM QPSK Outer_Full High

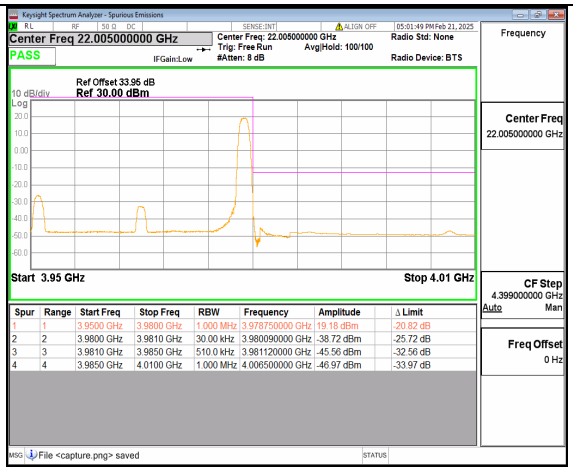

12A_n77(3700-3980MHz) 30M DFT-s-OFDM QPSK Edge_1RB_Right High

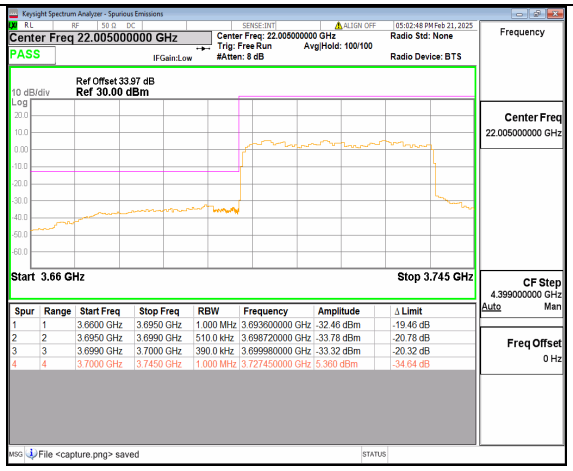

12A_n77(3700-3980MHz) 40M DFT-s-OFDM QPSK Outer_Full Low

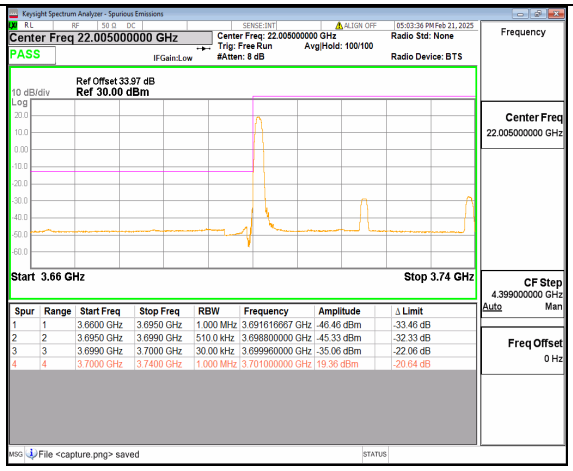

12A_n77(3700-3980MHz) 40M DFT-s-OFDM QPSK Edge_1RB_Left Low

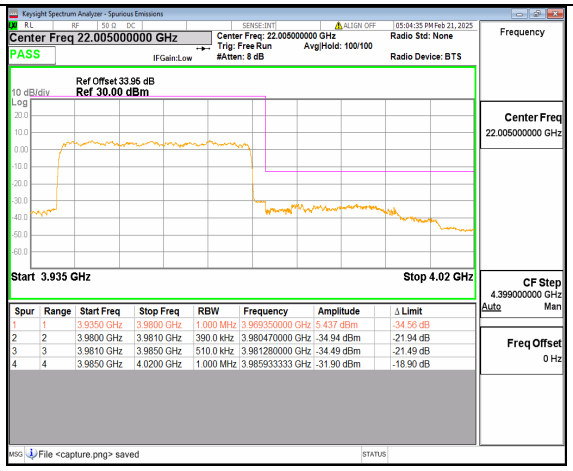

12A_n77(3700-3980MHz) 40M DFT-s-OFDM QPSK Outer_Full High

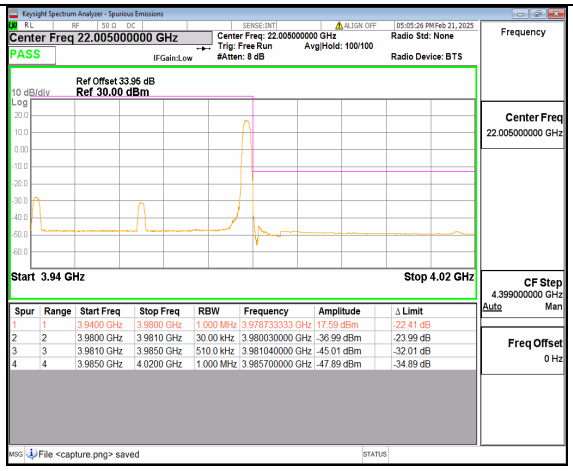

12A_n77(3700-3980MHz) 40M DFT-s-OFDM QPSK Edge_1RB_Right High

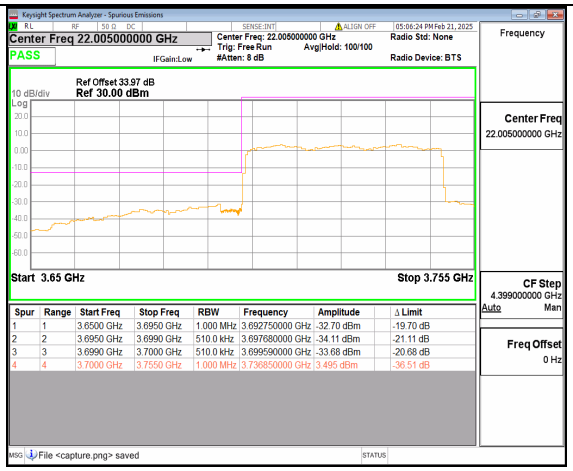

12A_n77(3700-3980MHz) 50M DFT-s-OFDM QPSK Outer_Full Low

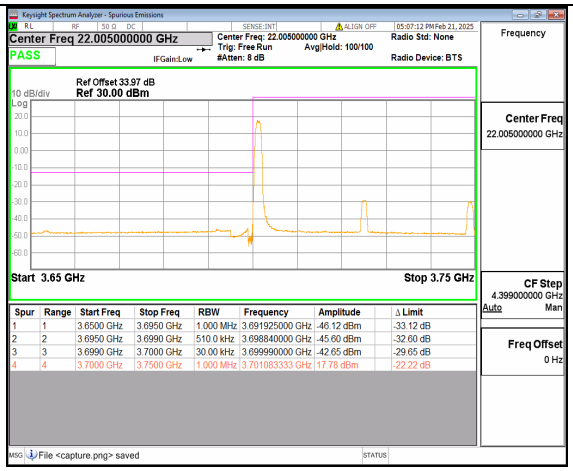

12A_n77(3700-3980MHz) 50M DFT-s-OFDM QPSK Edge_1RB_Left Low

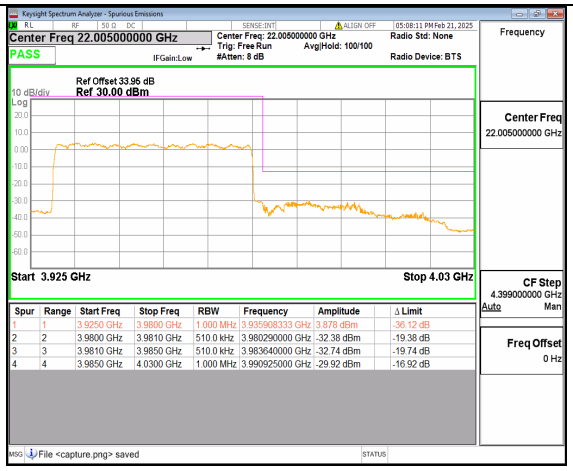

12A_n77(3700-3980MHz) 50M DFT-s-OFDM QPSK Outer_Full High

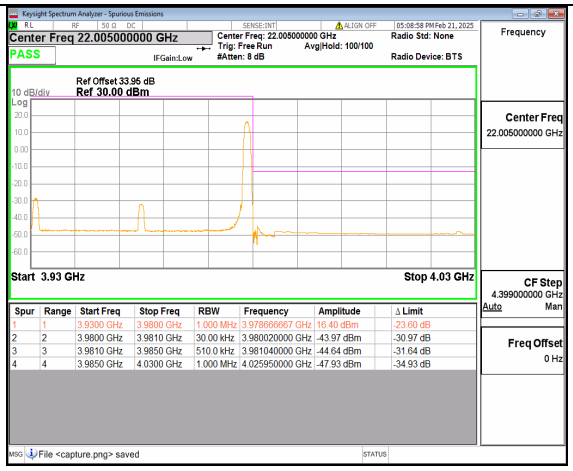

12A_n77(3700-3980MHz) 50M DFT-s-OFDM QPSK Edge_1RB_Right High

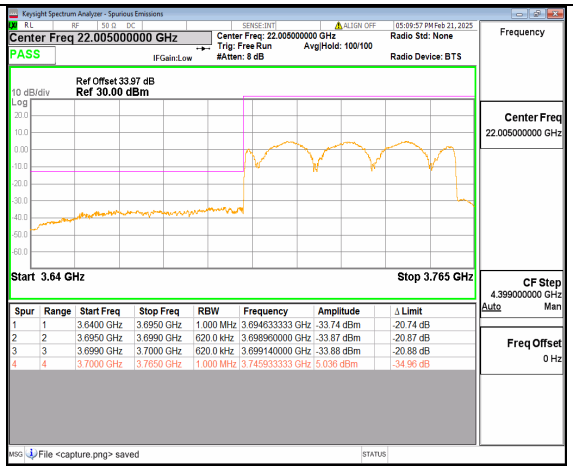

12A_n77(3700-3980MHz) 60M DFT-s-OFDM QPSK Outer_Full Low

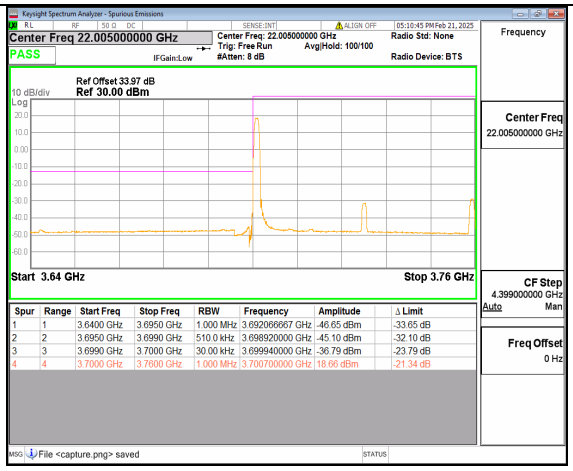

12A_n77(3700-3980MHz) 60M DFT-s-OFDM QPSK Edge_1RB_Left Low

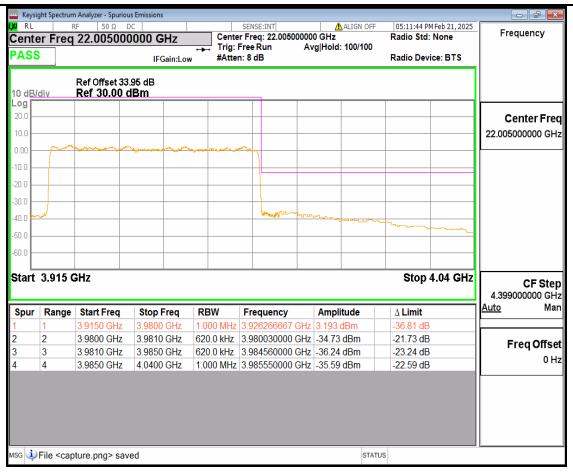

12A_n77(3700-3980MHz) 60M DFT-s-OFDM QPSK Outer_Full High

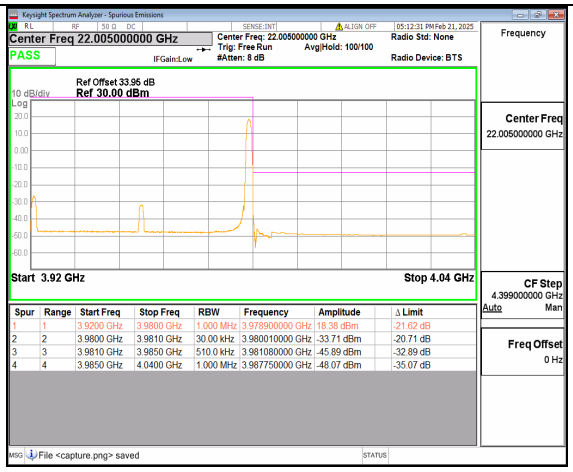

12A_n77(3700-3980MHz) 60M DFT-s-OFDM QPSK Edge_1RB_Right High

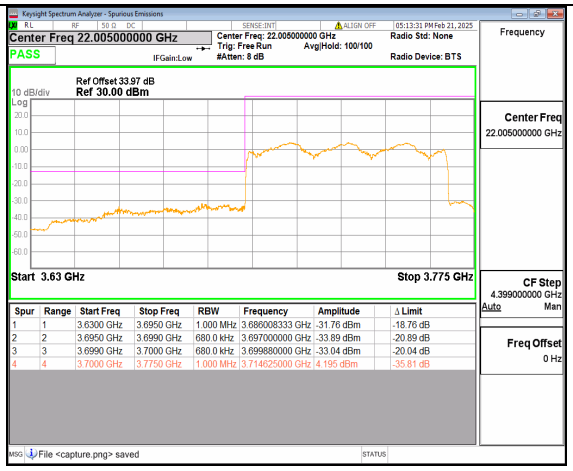

12A_n77(3700-3980MHz) 70M DFT-s-OFDM QPSK Outer_Full Low

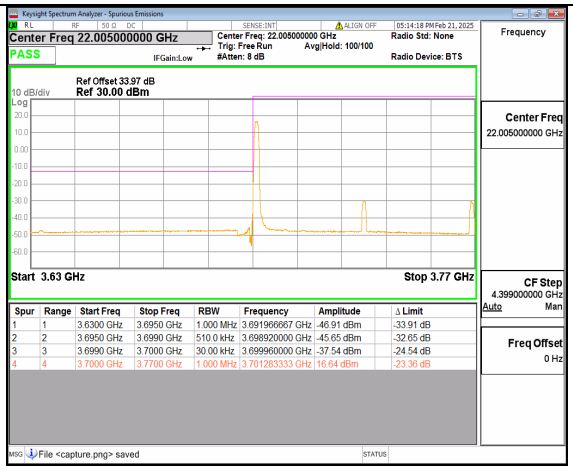

12A_n77(3700-3980MHz) 70M DFT-s-OFDM QPSK Edge_1RB_Left Low

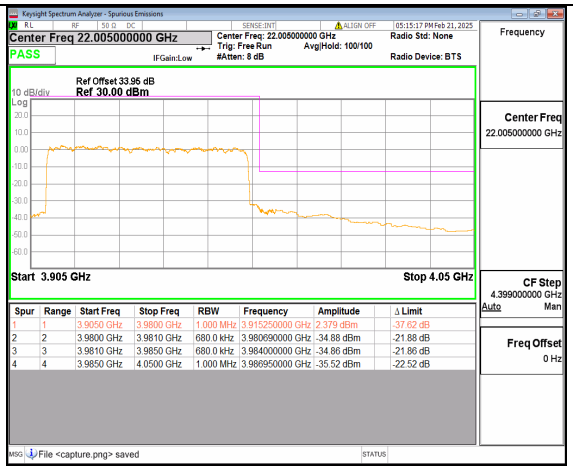

12A_n77(3700-3980MHz) 70M DFT-s-OFDM QPSK Outer_Full High

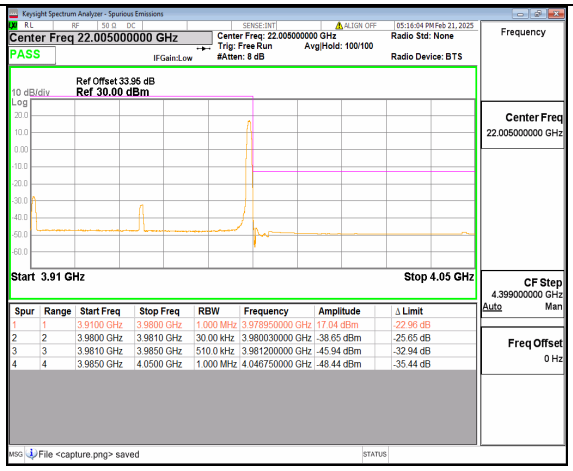

12A_n77(3700-3980MHz) 70M DFT-s-OFDM QPSK Edge_1RB_Right High

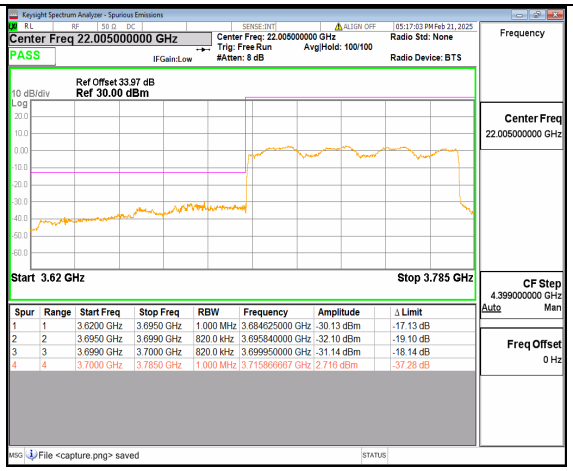

12A_n77(3700-3980MHz) 80M DFT-s-OFDM QPSK Outer_Full Low

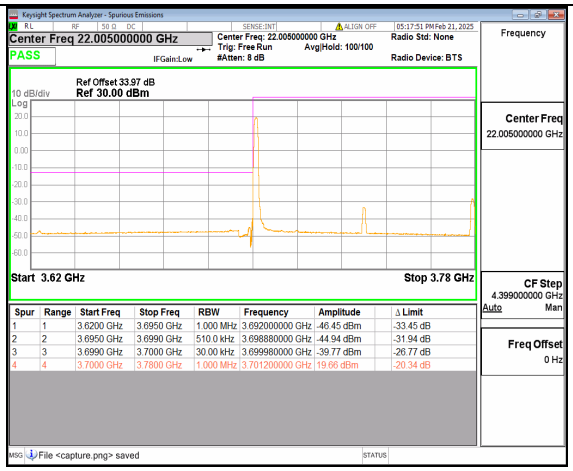

12A_n77(3700-3980MHz) 80M DFT-s-OFDM QPSK Edge_1RB_Left Low

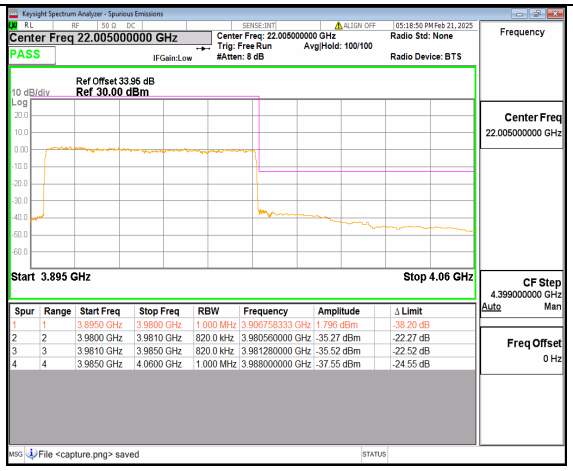

12A_n77(3700-3980MHz) 80M DFT-s-OFDM QPSK Outer_Full High

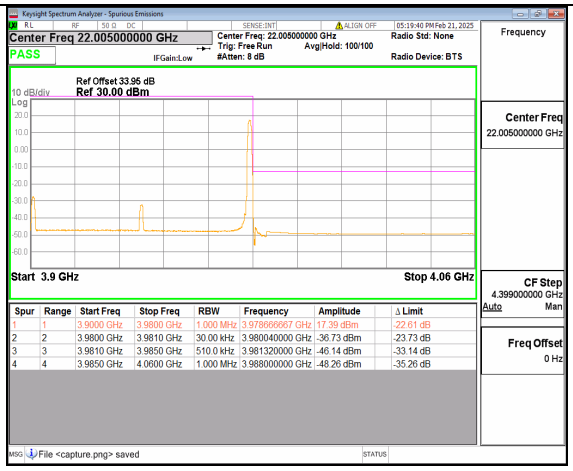

12A_n77(3700-3980MHz) 80M DFT-s-OFDM QPSK Edge_1RB_Right High

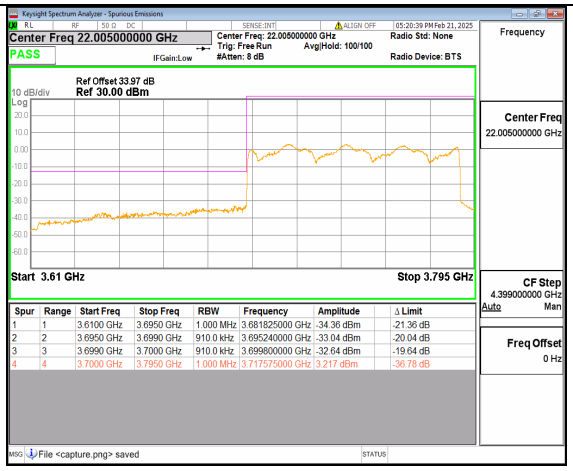

12A_n77(3700-3980MHz) 90M DFT-s-OFDM QPSK Outer_Full Low

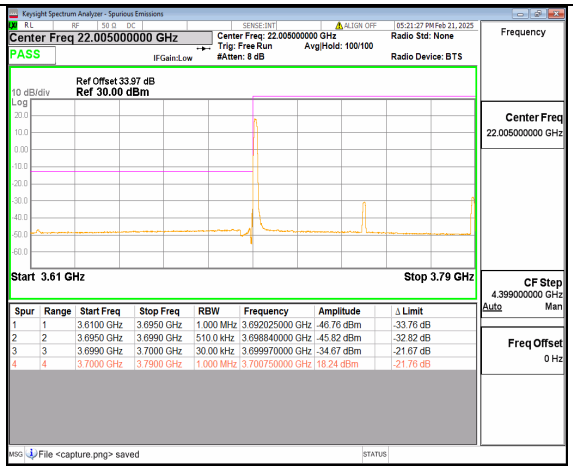

12A_n77(3700-3980MHz) 90M DFT-s-OFDM QPSK Edge_1RB_Left Low

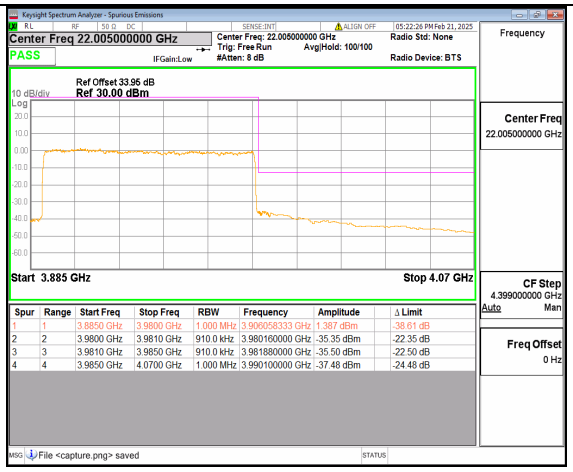

12A_n77(3700-3980MHz) 90M DFT-s-OFDM QPSK Outer_Full High

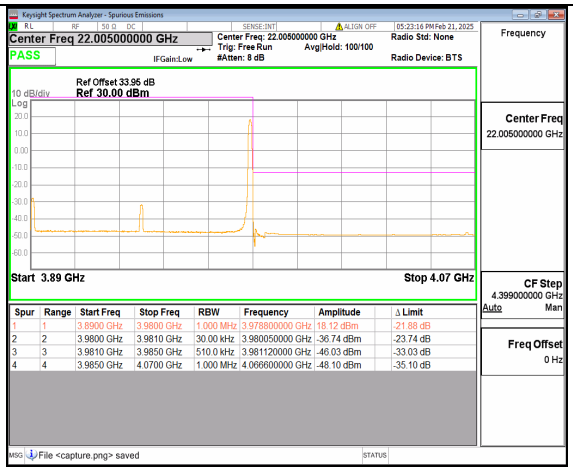

12A_n77(3700-3980MHz) 90M DFT-s-OFDM QPSK Edge_1RB_Right High

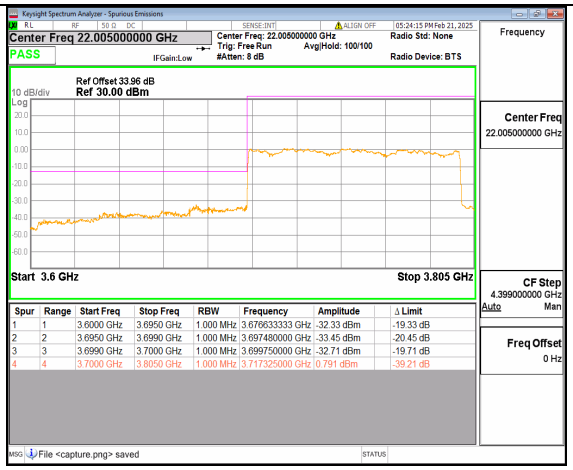

12A_n77(3700-3980MHz) 100M DFT-s-OFDM QPSK Outer_Full Low

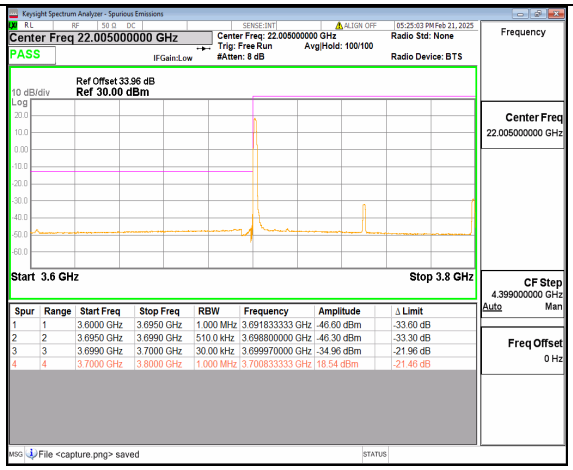

12A_n77(3700-3980MHz) 100M DFT-s-OFDM QPSK Edge_1RB_Left Low

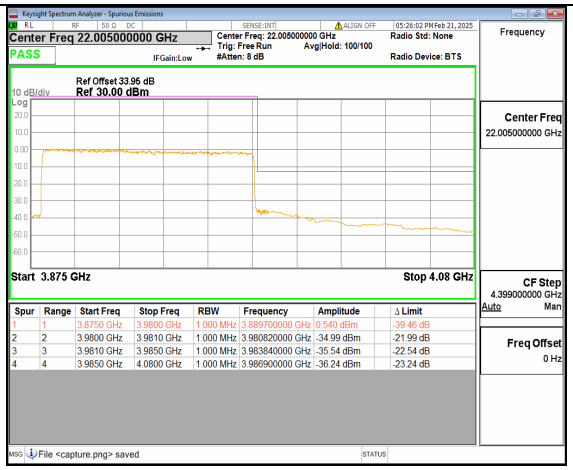

12A_n77(3700-3980MHz) 100M DFT-s-OFDM QPSK Outer_Full High

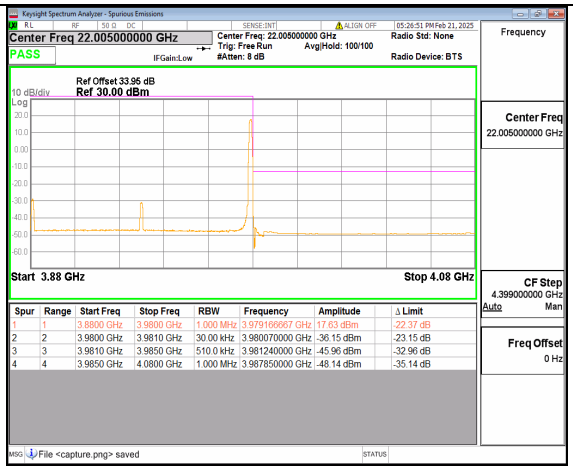

12A_n77(3700-3980MHz) 100M DFT-s-OFDM QPSK Edge_1RB_Right High

2.7. Radiated Spurious Emissions

2.7.1.Requirement

According to FCC section 2.1051, section 22.917(a), the power of any emission outside of the authorized operating frequency ranges must be attenuated below the transmitting power (P) by a factor of at least 43+10*log(P)dB. This calculated to be -13dBm.

According to FCC section 24.238(a) for n2, the power of any emission outside of the authorized operating frequency ranges must be attenuated below the transmitting power (P) by a factor of at least 43 + 10 log(P) dB.

According to FCC section 27.53(m)(4) for n41, the power of any emission outside of the authorized operating frequency ranges must be attenuated below the transmitting power (P) by a factor of at least 55 + 10 log(P) dB. This calculated to be -25dBm.

According to FCC section 27.53(g) for n71, for operations in the 600 MHz band and the 698-746 MHz band, the power of any emission outside a licensee's frequency band(s) of operation shall be attenuated below the transmitter power (P) within the licensed band(s) of operation, measured in watts, by at least 43 + 10 log (P) dB.

According to FCC section 27.53(h) for n66, the power of any emission outside a licensee's frequency block shall be attenuated below the transmitter power (P) in watts by at least 43 + 10 $\log_{10}$ (P) dB.

According to FCC section 27.53(l)(2) for n77, for mobile operations in the 3700-3980 MHz band, the conducted power of any emission outside the licensee's authorized bandwidth shall not exceed −13 dBm/MHz.

According to FCC section 27.53(n)(2) for n77, for mobile operations in the 3450-3550 MHz band, the conducted power of any emission outside the licensee's authorized bandwidth shall not exceed −13 dBm/MHz.

2.7.2.Test Description

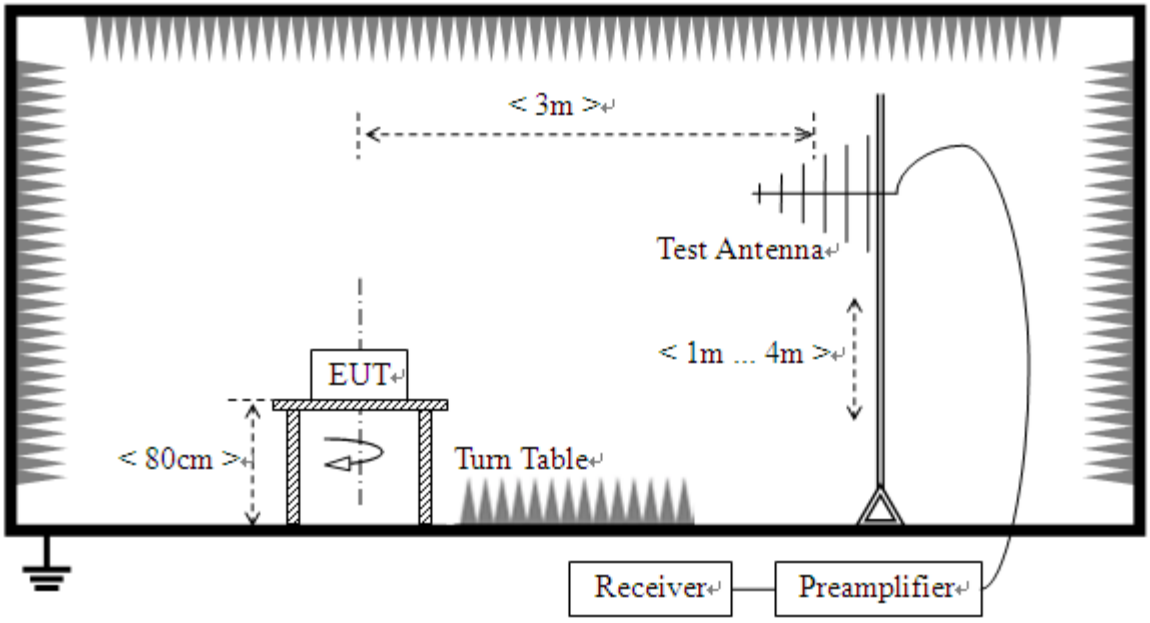

(For the test frequency from 30MHz to1GHz)

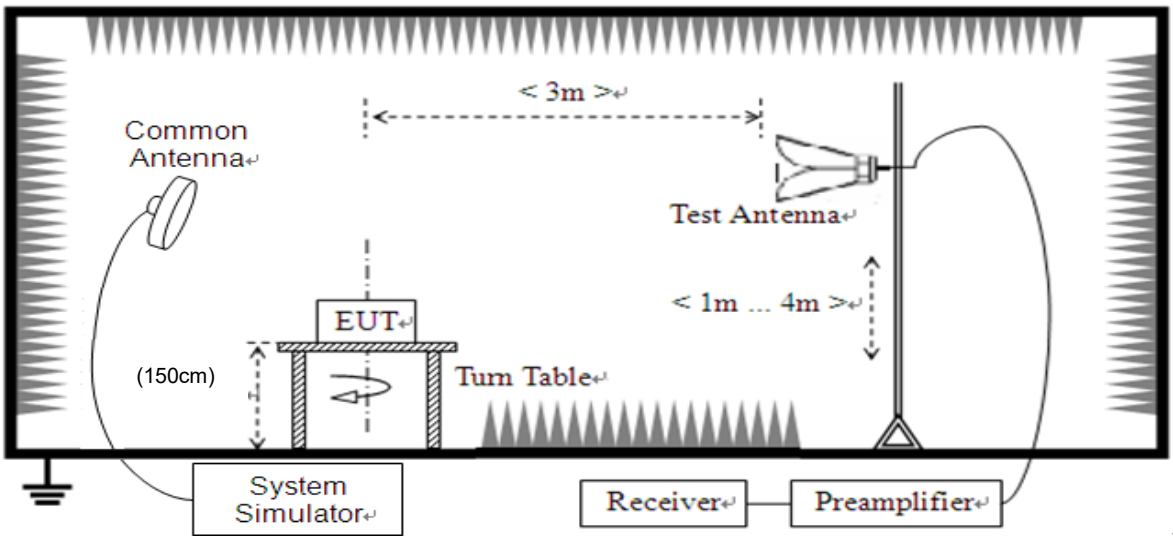

(For the test frequency above 1GHz)

The EUTis located in a 3m Full-Anechoic Chamber, the cable loss, air loss and so on of the site as factors are pre-calibrated using the "Substitution" method, and calculated to correct the reading.

A call is established between the EUT and the SS via a Common Antenna. The EUT is commanded by the SS to operate at the maximum and minimum output power, and only the test result of the maximum output power was recorded.

In the frequency range above 30MHz, Bi-Log Test Antenna (30MHz to 1GHz) and Horn Test Antenna (above 1GHz) are used. Test Antenna is 3m away from the EUT. Test Antenna height is varied from 1m to 4m above the ground and the Turn Table is actuated to turn from 0° to 360°to determine the maximum value of the radiated power. The emission levels at both horizontal and vertical polarizations should be tested. The Filters consists of Notch Filters and High Pass Filter.

Note: When doing measurements above 1GHz, the EUT has been within the 3dB cone width of the horn antenna during horizontal antenna.

2.7.3.Test procedure

KDB 971168 D01v03 Section 5.8 and ANSI/TIA-603-E-2016.

2.7.4.Test Result

The measurement frequency range is from 30MHz to the 10th harmonic of the fundamental frequency. Test Antenna height is varied from 1m to 4m above the ground, and the Turn Table is actuated to turn from 0° to 360°, both horizontal and vertical polarizations of the Test Antenna are used to find the maximum radiated power. Mid channels on all channel bandwidth verified. Only the worst RB size/offset presented.

The substitution corrections are obtained as described below:

$A_{SUBST} = P_{SUBST_TX} - P_{SUBST_RX} - L_{SUBST_CABLES} + G_{SUBST_TX_ANT}$

$A_{TOT} = L_{CABLES} + A_{SUBST}$

Where A_{SUBST} is the final substitution correction including receive antenna gain.

P_{SUBST_TX} is signal generator level,

P_{SUBST_RX} is receiver level,

L_{SUBST_CABLES} is cable losses including TX cable,

$G_{SUBST_TX_ANT}$ is substitution antenna gain.

A_{TOT} is total correction factor including cable loss and substitution correction

During the test, the data of A_{TOT} was added in the Test Spectrum Analyze, so Spectrum Analyze reading is the final values which contain the data of A_{TOT}.

Note1: The power of the EUT transmitting frequency should be ignored.

Note2: All Spurious Emission tests were performed in X, Y, Z axis direction. And only the worst axis test condition was recorded in this test report.

Note3: All bandwidth and modulation were considered and evaluated respectively by performing full test for each band; only the worst cases (Max Bandwidth and QPSK mode) were recorded in this test report.

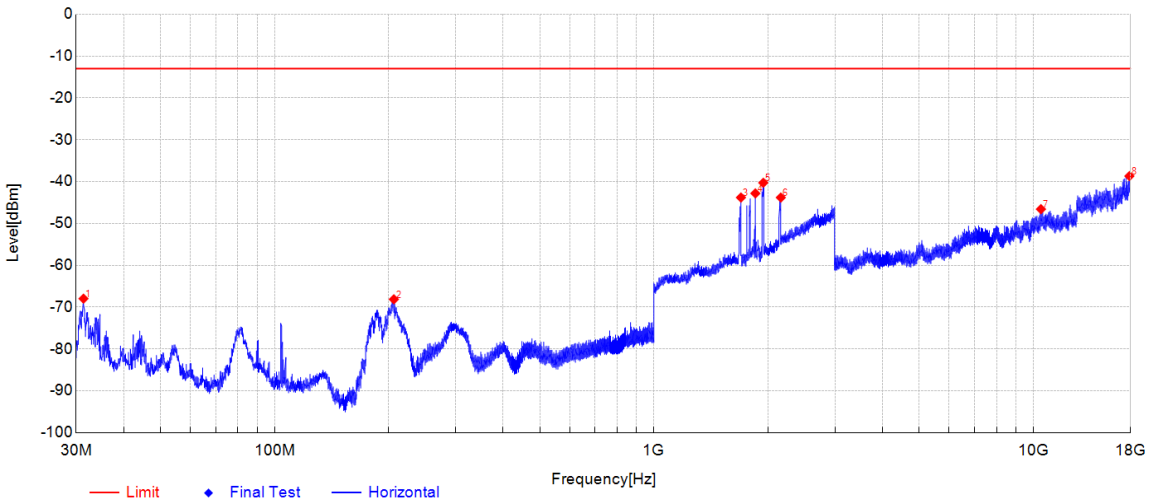

NO.	Frequency [MHz]	Level [dBm]	Factor [dB]	Limit [dBm]	Margin [dB]	Polarity	Detector	Height [cm]	Angle [°]	Verdict
1	31.3581	-67.97	-15.2	-13.0	55.0	Horizontal	PK	150	332	PASS
2	206.2578	-68.13	-16.9	-13.0	55.1	Horizontal	PK	150	223	PASS
3	1695.3391	-43.80	2.2	-	-	Horizontal	PK	150	108	NA
4	1850.5701	-42.81	4.3	-	-	Horizontal	PK	150	108	NA
5	1941.7884	-40.27	4.2	-	-	Horizontal	PK	150	87	NA
6	2159.4319	-43.80	6.1	-	-	Horizontal	PK	150	47	NA
7	10472.1085	-46.58	19.7	-13.0	33.6	Horizontal	PK	150	266	PASS
8	17913.2785	-38.67	30.6	-13.0	25.7	Horizontal	PK	150	355	PASS

DC_66A_n2 372000 20MHz DFT-S-OFDM QPSK RB Size-1 RB Offset-1 SCS 15kHz 30M-18G H

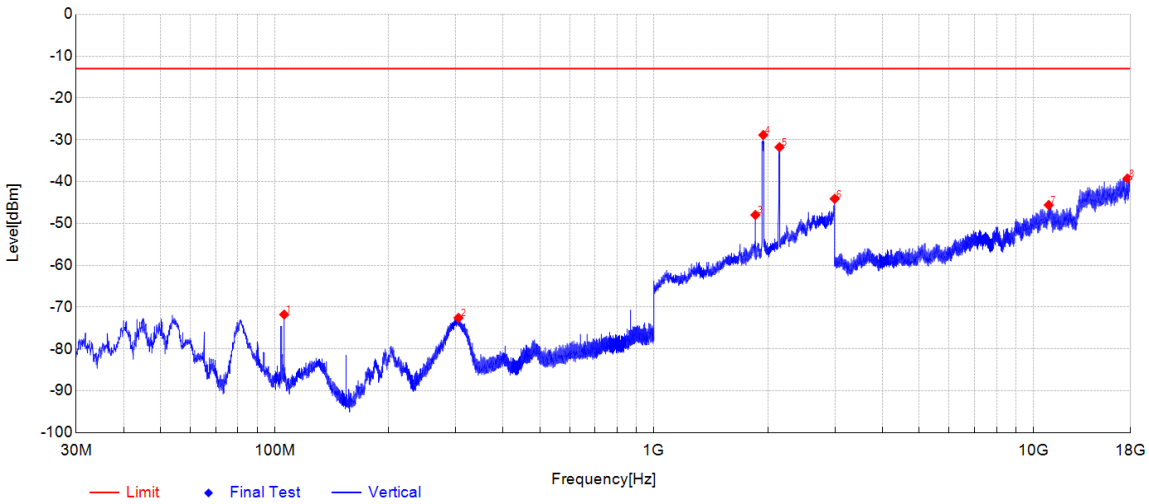

NO.	Frequency [MHz]	Level [dBm]	Factor [dB]	Limit [dBm]	Margin [dB]	Polarity	Detector	Height [cm]	Angle [°]	Verdict
1	106.0033	-71.78	-20.9	-13.0	58.8	Vertical	PK	150	54	PASS
2	305.3483	-72.57	-16.1	-13.0	59.6	Vertical	PK	150	290	PASS
3	1850.5701	-47.96	4.3	-	-	Vertical	PK	150	356	NA
4	1941.7884	-28.85	3.9	-	-	Vertical	PK	150	27	NA
5	2142.2284	-31.76	5.7	-	-	Vertical	PK	150	107	NA
6	2994.3989	-44.10	15.6	-13.0	31.1	Vertical	PK	150	47	PASS
7	10977.9056	-45.59	21.7	-13.0	32.6	Vertical	PK	150	332	PASS
8	17697.6468	-39.25	31.7	-13.0	26.3	Vertical	PK	150	225	PASS

DC_66A_n2 372000 20MHz DFT-S-OFDM QPSK RB Size-1 RB Offset-1 SCS 15kHz 30M-18G V

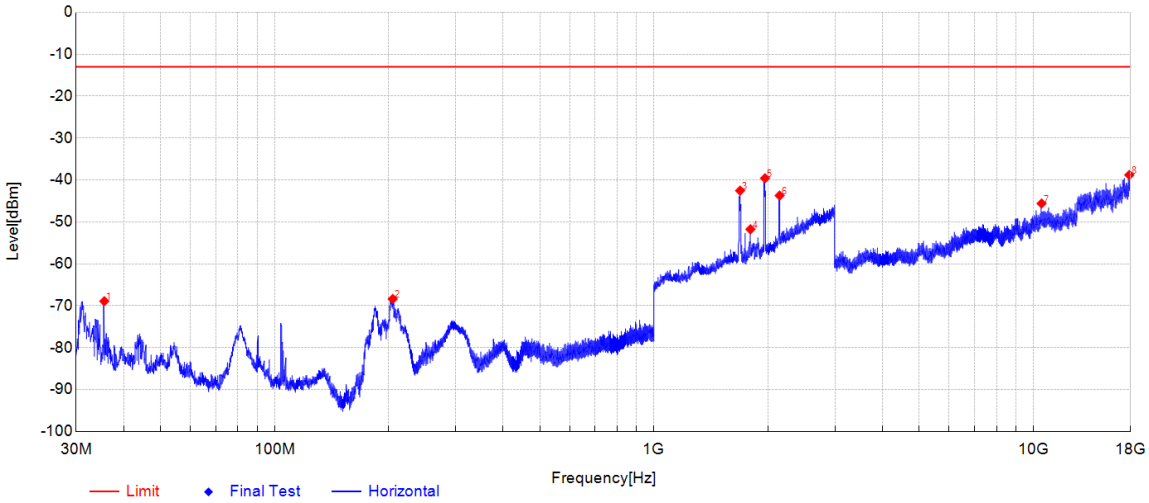

NO.	Frequency [MHz]	Level [dBm]	Factor [dB]	Limit [dBm]	Margin [dB]	Polarity	Detector	Height [cm]	Angle [°]	Verdict
1	35.5778	-68.91	-15.3	-13.0	55.9	Horizontal	PK	150	355	PASS
2	204.8512	-68.38	-17.0	-13.0	55.4	Horizontal	PK	150	204	PASS
3	1686.5373	-42.54	2.0	-13.0	29.5	Horizontal	PK	150	48	PASS
4	1796.1592	-51.76	3.3	-	-	Horizontal	PK	150	28	NA
5	1961.7924	-39.58	4.5	-	-	Horizontal	PK	150	48	NA
6	2144.2288	-43.72	5.8	-	-	Horizontal	PK	150	296	NA
7	10512.4223	-45.60	19.9	-13.0	32.6	Horizontal	PK	150	267	PASS
8	17904.8408	-38.80	30.7	-13.0	25.8	Horizontal	PK	150	0	PASS

DC_66A_n2 376000 20MHz DFT-S-OFDM QPSK RB Size-1 RB Offset-1 SCS 15kHz 30M-18G H

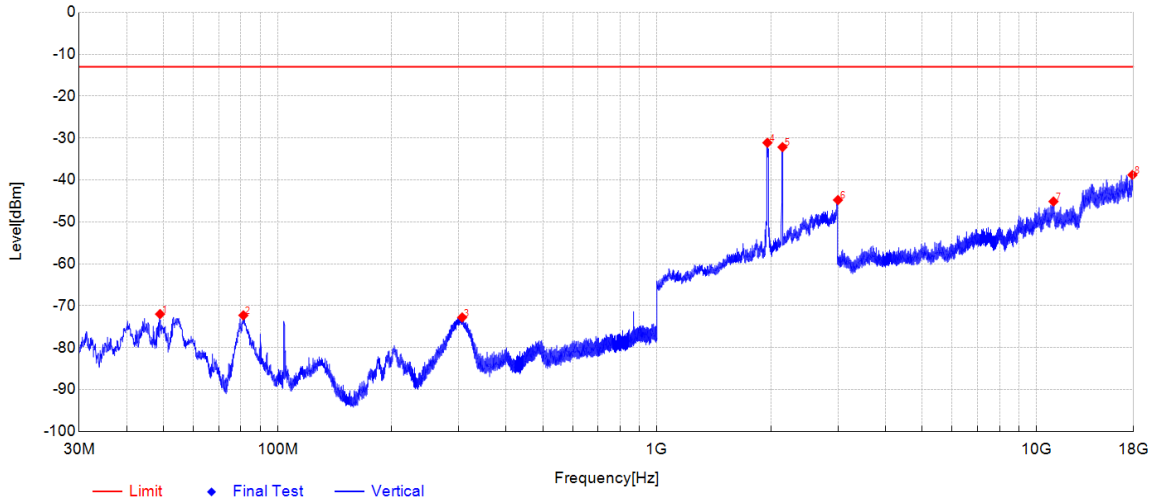

NO.	Frequency [MHz]	Level [dBm]	Factor [dB]	Limit [dBm]	Margin [dB]	Polarity	Detector	Height [cm]	Angle [°]	Verdict
1	49.013	-72.00	-18.9	-13.0	59.0	Vertical	PK	150	9	PASS
2	81.2671	-72.29	-23.1	-13.0	59.3	Vertical	PK	150	355	PASS
3	306.5608	-72.79	-16.1	-13.0	59.8	Vertical	PK	150	268	PASS
4	1954.991	-31.11	4.0	-	-	Vertical	PK	150	108	NA
5	2142.2284	-32.15	5.7	-	-	Vertical	PK	150	148	NA
6	3000	-44.78	16.3	-13.0	31.8	Vertical	PK	150	5	PASS
7	11095.5655	-45.13	22.4	-13.0	32.1	Vertical	PK	150	32	PASS
8	17924.9977	-38.78	30.6	-13.0	25.8	Vertical	PK	150	0	PASS

DC_66A_n2 376000 20MHz DFT-S-OFDM QPSK RB Size-1 RB Offset-1 SCS 15kHz 30M-18G V

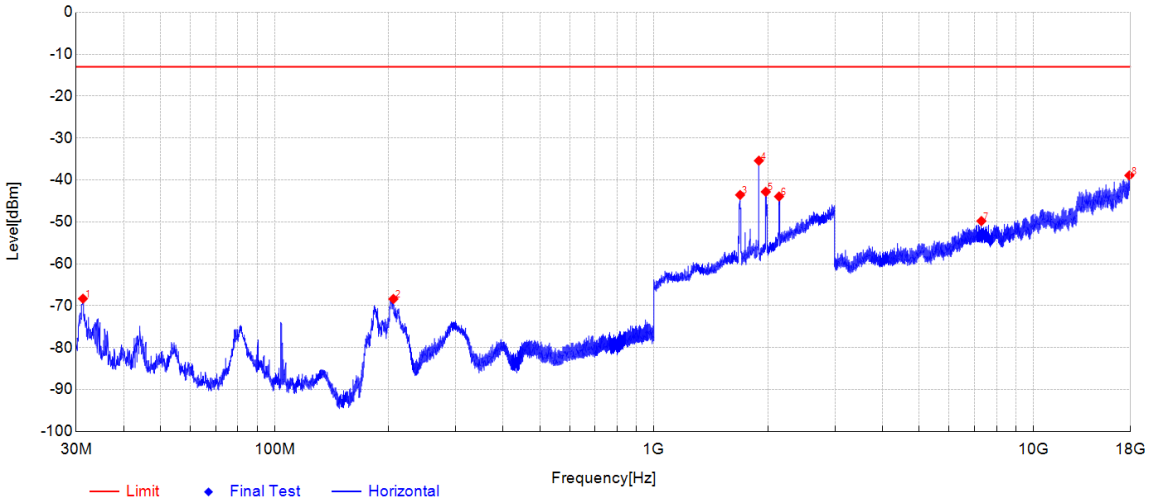

NO.	Frequency [MHz]	Level [dBm]	Factor [dB]	Limit [dBm]	Margin [dB]	Polarity	Detector	Height [cm]	Angle [°]	Verdict
1	31.2611	-68.31	-15.2	-13.0	55.3	Horizontal	PK	150	355	PASS
2	205.7243	-68.39	-17.0	-13.0	55.4	Horizontal	PK	150	223	PASS
3	1686.9374	-43.57	2.0	-13.0	30.6	Horizontal	PK	150	108	PASS
4	1890.5781	-35.39	4.9	-	-	Horizontal	PK	150	175	NA
5	1971.3943	-42.82	4.6	-	-	Horizontal	PK	150	108	NA
6	2136.6273	-43.94	5.8	-	-	Horizontal	PK	150	47	NA
7	7296.228	-49.79	12.7	-13.0	36.8	Horizontal	PK	150	246	PASS
8	17908.5909	-38.92	30.7	-13.0	25.9	Horizontal	PK	150	288	PASS

DC_66A_n2 380000 20MHz DFT-S-OFDM QPSK RB Size-1 RB Offset-1 SCS 15kHz 30M-18G H

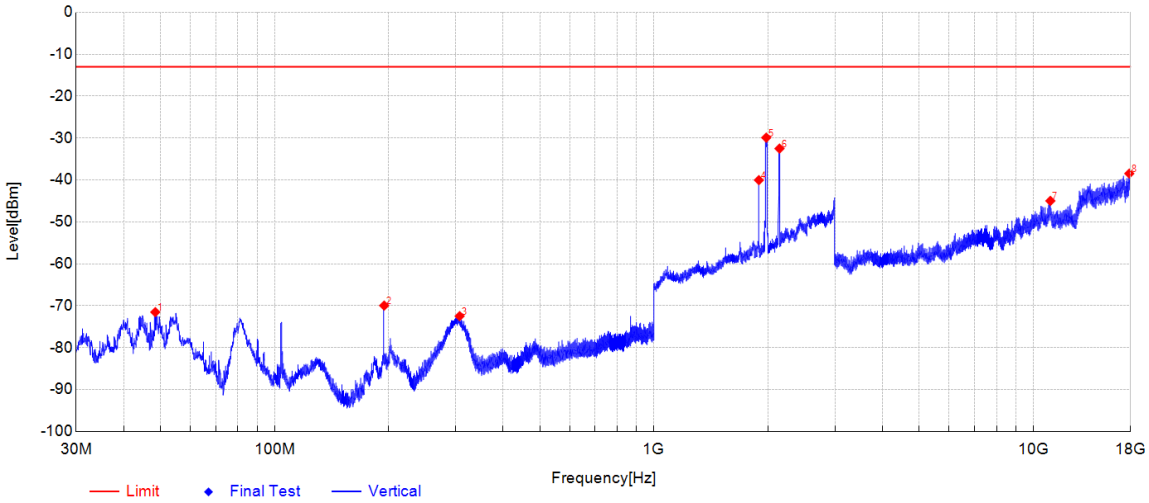

NO.	Frequency [MHz]	Level [dBm]	Factor [dB]	Limit [dBm]	Margin [dB]	Polarity	Detector	Height [cm]	Angle [°]	Verdict
1	48.4794	-71.52	-19.1	-13.0	58.5	Vertical	PK	150	0	PASS
2	194.4717	-69.97	-21.8	-13.0	57.0	Vertical	PK	150	11	PASS
3	307.4339	-72.48	-16.1	-13.0	59.5	Vertical	PK	150	290	PASS
4	1890.5781	-40.03	5.1	-	-	Vertical	PK	150	360	NA
5	1976.5953	-29.89	4.7	-	-	Vertical	PK	150	90	NA
6	2142.2284	-32.50	5.7	-	-	Vertical	PK	150	255	NA
7	11088.0653	-44.98	22.4	-13.0	32.0	Vertical	PK	150	290	PASS
8	17902.9657	-38.46	30.9	-13.0	25.5	Vertical	PK	150	53	PASS

DC_66A_n2 380000 20MHz DFT-S-OFDM QPSK RB Size-1 RB Offset-1 SCS 15kHz 30M-18G V

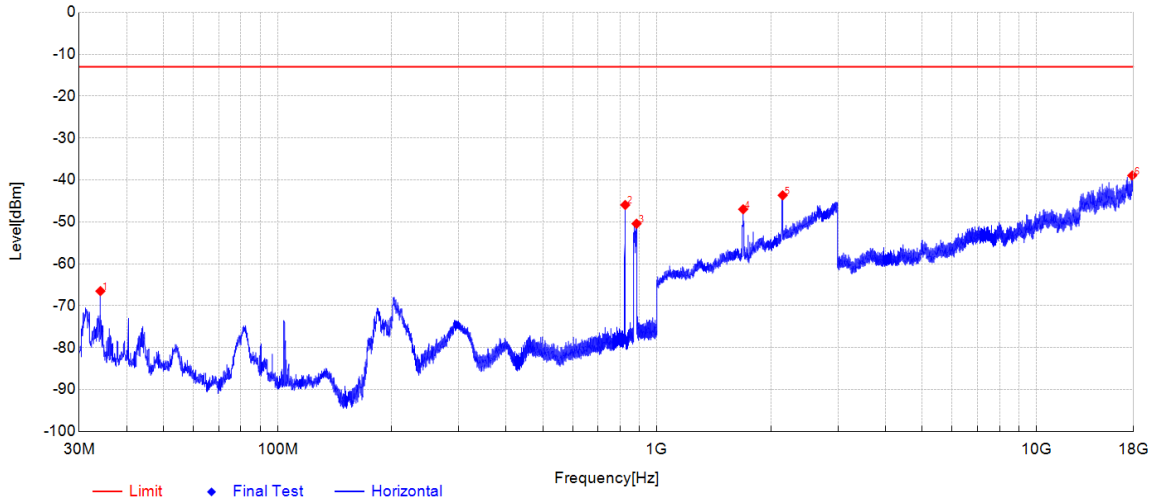

NO.	Frequency [MHz]	Level [dBm]	Factor [dB]	Limit [dBm]	Margin [dB]	Polarity	Detector	Height [cm]	Angle [°]	Verdict
1	34.1227	-66.51	-15.2	-13.0	53.5	Horizontal	PK	150	355	PASS
2	824.7122	-45.96	-5.8	-	-	Horizontal	PK	150	138	NA
3	883.3517	-50.43	-4.7	-	-	Horizontal	PK	150	31	NA
4	1687.3375	-46.98	2.7	-13.0	34.0	Horizontal	PK	150	46	PASS
5	2144.6289	-43.66	6.7	-	-	Horizontal	PK	150	266	NA
6	17896.403	-38.93	30.8	-13.0	25.9	Horizontal	PK	150	223	PASS

DC_66A_n5 166800 20MHz DFT-S-OFDM QPSK RB Size-1 RB Offset-1 SCS 15kHz 30M-18G H

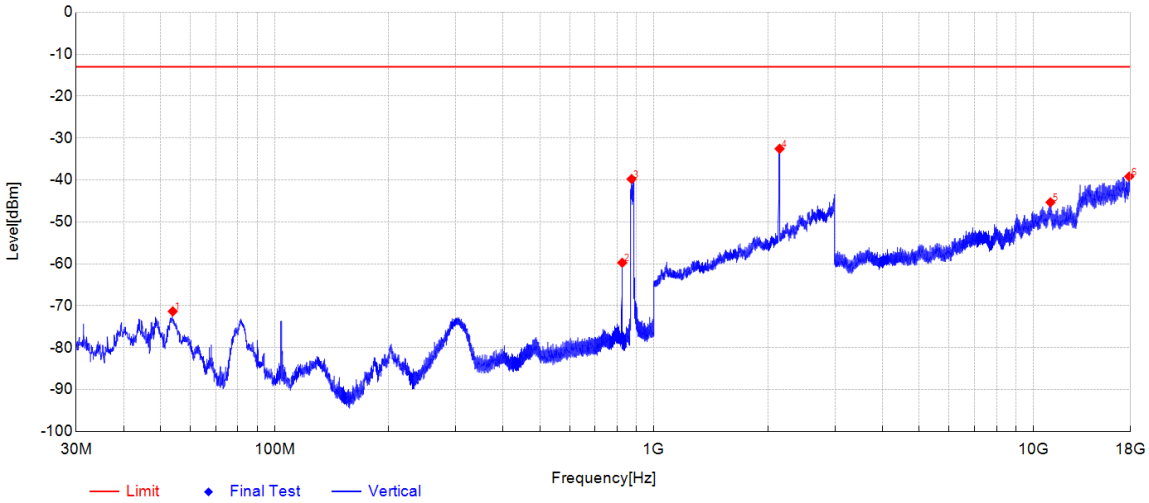

NO.	Frequency [MHz]	Level [dBm]	Factor [dB]	Limit [dBm]	Margin [dB]	Polarity	Detector	Height [cm]	Angle [°]	Verdict
1	53.9117	-71.34	-17.2	-13.0	58.3	Vertical	PK	150	355	PASS
2	824.7122	-59.74	-5.9	-	-	Vertical	PK	150	33	NA
3	872.8751	-39.77	-4.7	-	-	Vertical	PK	150	268	NA
4	2143.8288	-32.55	6.6	-	-	Vertical	PK	150	47	NA
5	11094.1592	-45.33	22.4	-13.0	32.3	Vertical	PK	150	204	PASS
6	17890.3091	-39.17	30.8	-13.0	26.2	Vertical	PK	150	33	PASS

DC_66A_n5 166800 20MHz DFT-S-OFDM QPSK RB Size-1 RB Offset-1 SCS 15kHz 30M-18G V

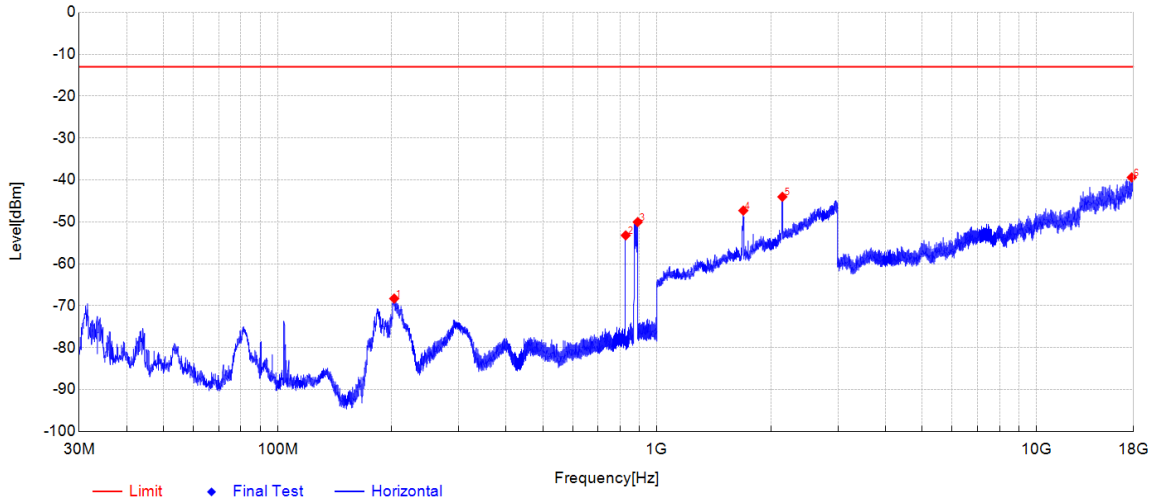

NO.	Frequency [MHz]	Level [dBm]	Factor [dB]	Limit [dBm]	Margin [dB]	Polarity	Detector	Height [cm]	Angle [°]	Verdict
1	203.0082	-68.29	-17.1	-13.0	55.3	Horizontal	PK	150	204	PASS
2	827.2829	-53.21	-5.8	-	-	Horizontal	PK	150	139	NA
3	889.851	-50.02	-4.7	-	-	Horizontal	PK	150	33	NA
4	1688.9378	-47.29	2.7	-13.0	34.3	Horizontal	PK	150	51	PASS
5	2140.6281	-44.01	6.8	-	-	Horizontal	PK	150	51	NA
6	17843.4326	-39.38	30.4	-13.0	26.4	Horizontal	PK	150	355	PASS

DC_66A_n5 167300 20MHz DFT-S-OFDM QPSK RB Size-1 RB Offset-1 SCS 15kHz 30M-18G H

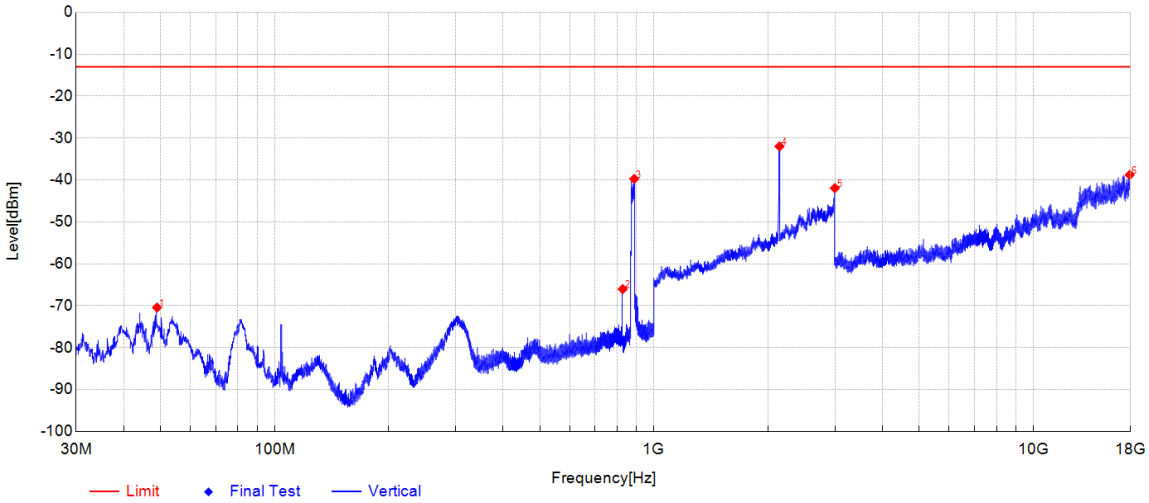

NO.	Frequency [MHz]	Level [dBm]	Factor [dB]	Limit [dBm]	Margin [dB]	Polarity	Detector	Height [cm]	Angle [°]	Verdict
1	49.013	-70.43	-18.8	-13.0	57.4	Vertical	PK	150	355	PASS
2	827.2829	-66.02	-5.9	-	-	Vertical	PK	150	117	NA
3	886.8438	-39.74	-4.5	-	-	Vertical	PK	150	333	NA
4	2142.6285	-31.97	6.6	-	-	Vertical	PK	150	46	NA
5	2997.9996	-41.94	17.0	-13.0	28.9	Vertical	PK	150	331	PASS
6	17943.7482	-38.78	30.4	-13.0	25.8	Vertical	PK	150	333	PASS

DC_66A_n5 167300 20MHz DFT-S-OFDM QPSK RB Size-1 RB Offset-1 SCS 15kHz 30M-18G V

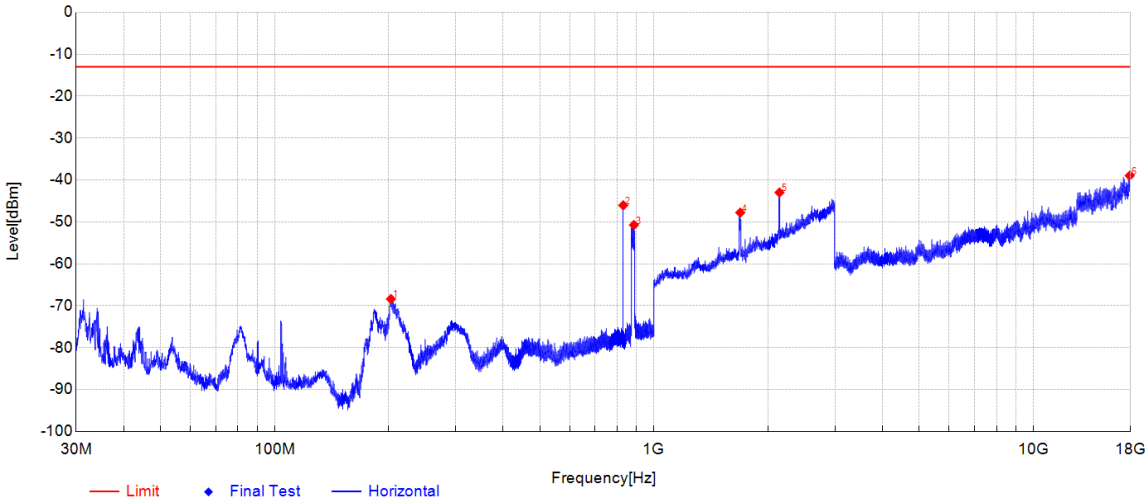

NO.	Frequency [MHz]	Level [dBm]	Factor [dB]	Limit [dBm]	Margin [dB]	Polarity	Detector	Height [cm]	Angle [°]	Verdict
1	202.6201	-68.40	-17.2	-13.0	55.4	Horizontal	PK	150	203	PASS
2	829.7565	-46.04	-5.7	-	-	Horizontal	PK	150	138	NA
3	885.5343	-50.73	-4.7	-	-	Horizontal	PK	150	31	NA
4	1688.1376	-47.78	2.7	-13.0	34.8	Horizontal	PK	150	47	PASS
5	2142.2284	-42.98	6.7	-	-	Horizontal	PK	150	87	NA
6	17941.4044	-38.96	30.3	-13.0	26.0	Horizontal	PK	150	138	PASS

DC_66A_n5 167800 20MHz DFT-S-OFDM QPSK RB Size-1 RB Offset-1 SCS 15kHz 30M-18G H

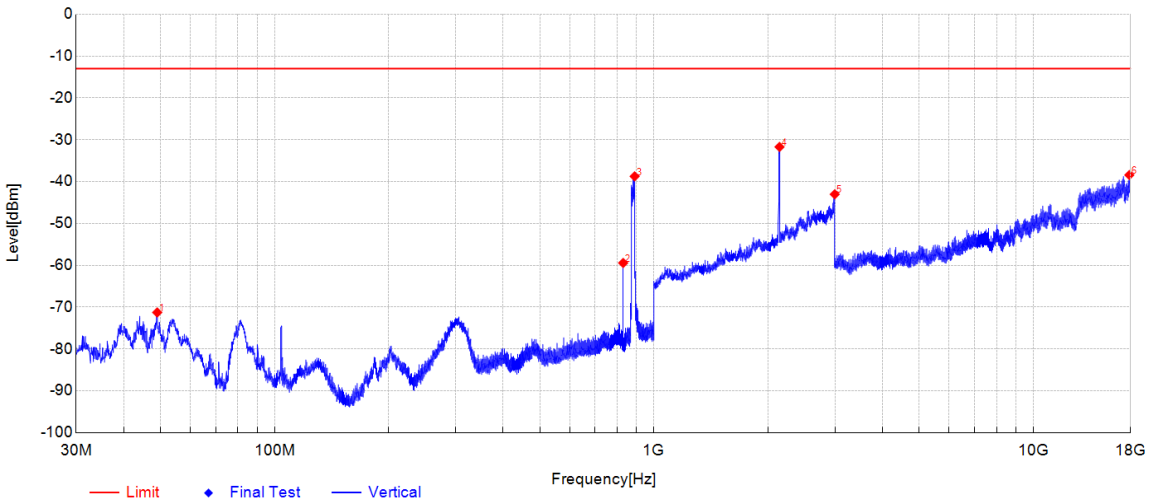

NO.	Frequency [MHz]	Level [dBm]	Factor [dB]	Limit [dBm]	Margin [dB]	Polarity	Detector	Height [cm]	Angle [°]	Verdict
1	49.0615	-71.27	-18.8	-13.0	58.3	Vertical	PK	150	355	PASS
2	829.7565	-59.44	-6.0	-	-	Vertical	PK	150	118	NA
3	889.3175	-38.74	-4.5	-	-	Vertical	PK	150	75	NA
4	2142.6285	-31.71	6.6	-	-	Vertical	PK	150	106	NA
5	2995.5991	-43.02	16.8	-13.0	30.0	Vertical	PK	150	351	PASS
6	17906.7158	-38.42	30.8	-13.0	25.4	Vertical	PK	150	118	PASS

DC_66A_n5 167800 20MHz DFT-S-OFDM QPSK RB Size-1 RB Offset-1 SCS 15kHz 30M-18G V

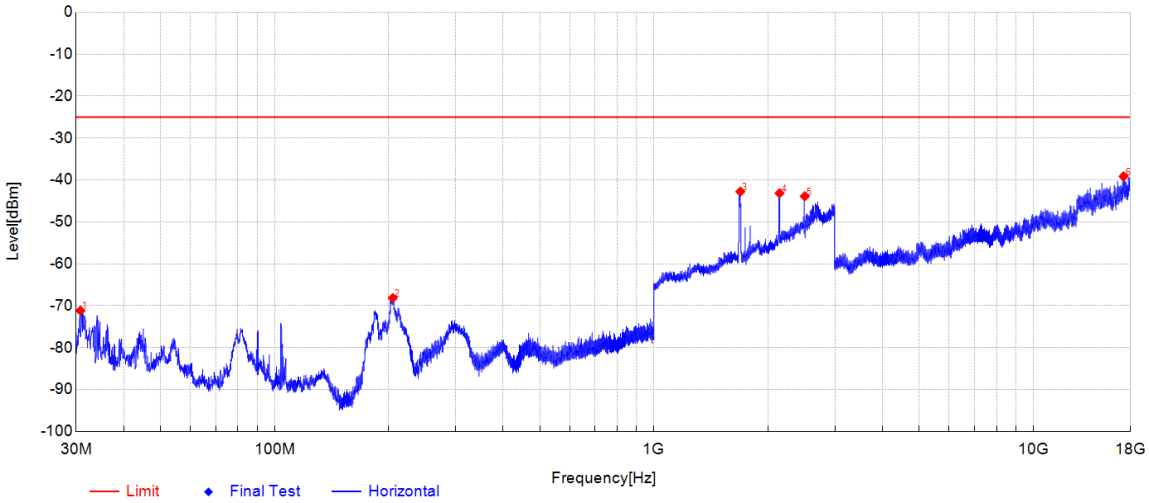

NO.	Frequency [MHz]	Level [dBm]	Factor [dB]	Limit [dBm]	Margin [dB]	Polarity	Detector	Height [cm]	Angle [°]	Verdict
1	30.776	-71.17	-15.1	-25.0	46.2	Horizontal	PK	150	118	PASS
2	204.8997	-68.16	-17.0	-25.0	43.2	Horizontal	PK	150	204	PASS
3	1688.9378	-42.77	2.1	-25.0	17.8	Horizontal	PK	150	88	PASS
4	2142.6285	-43.16	5.9	-	-	Horizontal	PK	150	88	NA
5	2497.4995	-43.87	9.8	-	-	Horizontal	PK	150	360	NA
6	17287.4777	-39.13	29.8	-25.0	14.1	Horizontal	PK	150	267	PASS

DC_66A_n41 509202 100MHz DFT-S-OFDM QPSK RB Size-1 RB Offset-1 SCS 30kHz 30M-18GH

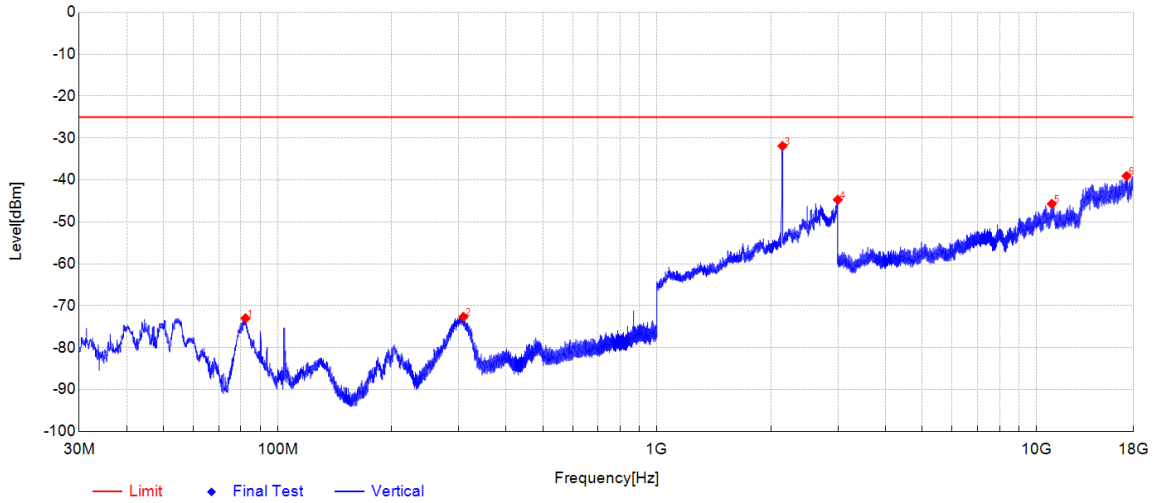

NO.	Frequency [MHz]	Level [dBm]	Factor [dB]	Limit [dBm]	Margin [dB]	Polarity	Detector	Height [cm]	Angle [°]	Verdict
1	82.3341	-72.99	-22.9	-25.0	48.0	Vertical	PK	150	33	PASS
2	308.8404	-72.66	-16.0	-25.0	47.7	Vertical	PK	150	268	PASS
3	2142.2284	-31.89	5.7	-	-	Vertical	PK	150	253	NA
4	2997.5995	-44.70	16.1	-25.0	19.7	Vertical	PK	150	356	PASS
5	10982.5932	-45.70	21.8	-25.0	20.7	Vertical	PK	150	268	PASS
6	17288.884	-39.06	30.4	-25.0	14.1	Vertical	PK	150	310	PASS

DC_66A_n41 509202 100MHz DFT-S-OFDM QPSK RB Size-1 RB Offset-1 SCS 30kHz 30M-18G V

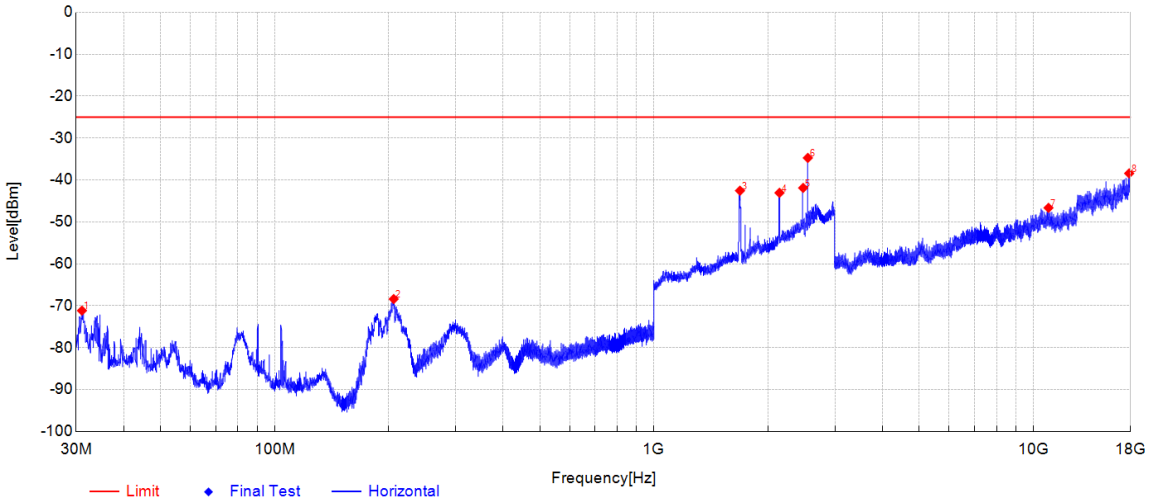

NO.	Frequency [MHz]	Level [dBm]	Factor [dB]	Limit [dBm]	Margin [dB]	Polarity	Detector	Height [cm]	Angle [°]	Verdict
1	31.0671	-71.16	-15.1	-25.0	46.2	Horizontal	PK	150	290	PASS
2	206.0638	-68.40	-16.9	-25.0	43.4	Horizontal	PK	150	184	PASS
3	1685.7371	-42.55	2.0	-25.0	17.6	Horizontal	PK	150	47	PASS
4	2142.6285	-43.06	5.9	-	-	Horizontal	PK	150	268	NA
5	2473.0946	-41.88	10.0	-25.0	16.9	Horizontal	PK	150	360	PASS
6	2544.3089	-34.73	11.3	-	-	Horizontal	PK	150	328	NA
7	10963.3739	-46.64	21.0	-25.0	21.6	Horizontal	PK	150	250	PASS
8	17887.0277	-38.42	30.7	-25.0	13.4	Horizontal	PK	150	34	PASS

DC_66A_n41 518598 100MHz DFT-S-OFDM QPSK RB Size-1 RB Offset-1 SCS 30kHz 30M-18GH

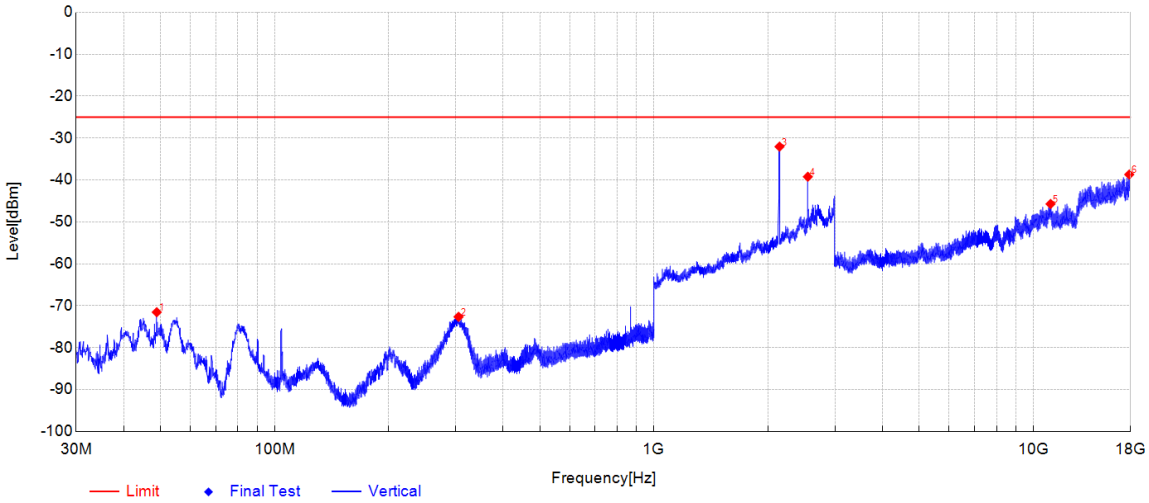

NO.	Frequency [MHz]	Level [dBm]	Factor [dB]	Limit [dBm]	Margin [dB]	Polarity	Detector	Height [cm]	Angle [°]	Verdict
1	48.9159	-71.54	-18.9	-25.0	46.5	Vertical	PK	150	355	PASS
2	305.4453	-72.65	-16.0	-25.0	47.7	Vertical	PK	150	268	PASS
3	2142.6285	-32.04	5.7	-	-	Vertical	PK	150	274	NA
4	2544.3089	-39.22	11.5	-	-	Vertical	PK	150	334	NA
5	11101.1907	-45.71	22.4	-25.0	20.7	Vertical	PK	150	53	PASS
6	17898.7468	-38.68	30.9	-25.0	13.7	Vertical	PK	150	311	PASS

DC_66A_n41 518598 100MHz DFT-S-OFDM QPSK RB Size-1 RB Offset-1 SCS 30kHz 30M-18G V

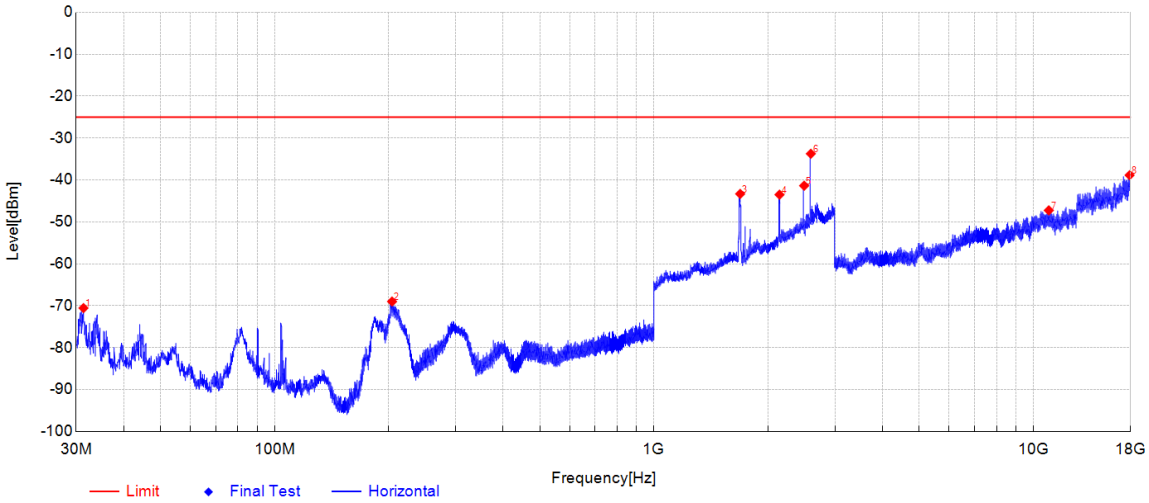

NO.	Frequency [MHz]	Level [dBm]	Factor [dB]	Limit [dBm]	Margin [dB]	Polarity	Detector	Height [cm]	Angle [°]	Verdict
1	31.3581	-70.56	-15.1	-25.0	45.6	Horizontal	PK	150	355	PASS
2	204.0267	-69.00	-17.1	-25.0	44.0	Horizontal	PK	150	199	PASS
3	1687.7375	-43.31	2.0	-25.0	18.3	Horizontal	PK	150	107	PASS
4	2142.6285	-43.50	5.9	-	-	Horizontal	PK	150	267	NA
5	2487.8976	-41.36	10.0	-25.0	16.4	Horizontal	PK	150	328	PASS
6	2591.1182	-33.73	12.3	-	-	Horizontal	PK	150	328	NA
7	10984.4683	-47.25	21.0	-25.0	22.3	Horizontal	PK	150	242	PASS
8	17934.3729	-38.85	30.4	-25.0	13.9	Horizontal	PK	150	5	PASS

DC_66A_n41 528000 100MHz DFT-S-OFDM QPSK RB Size-1 RB Offset-1 SCS 30kHz 30M-18GH

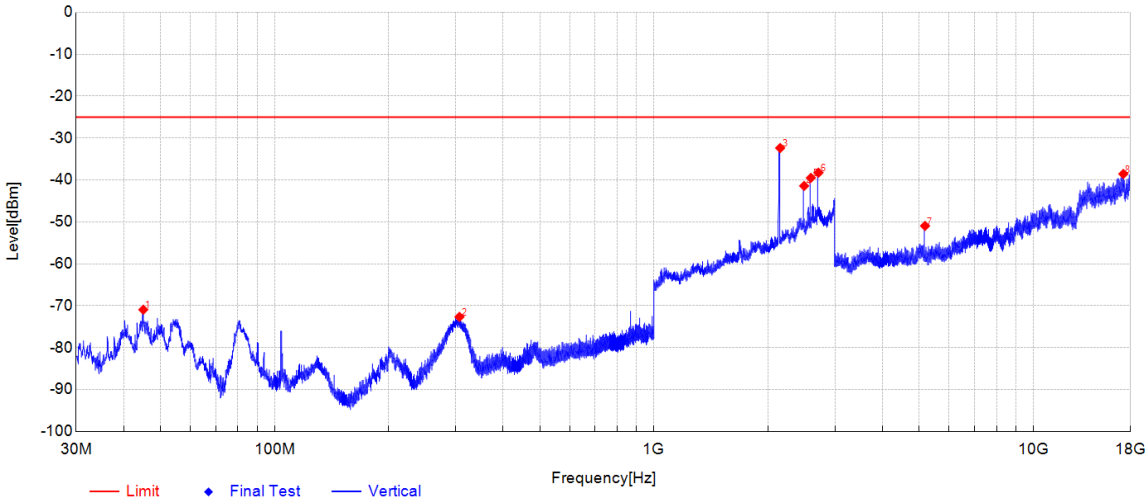

NO.	Frequency [MHz]	Level [dBm]	Factor [dB]	Limit [dBm]	Margin [dB]	Polarity	Detector	Height [cm]	Angle [°]	Verdict
1	45.0843	-70.94	-20.2	-25.0	45.9	Vertical	PK	150	0	PASS
2	307.1914	-72.66	-16.0	-25.0	47.7	Vertical	PK	150	268	PASS
3	2151.0302	-32.37	5.6	-	-	Vertical	PK	150	107	NA
4	2488.6977	-41.41	10.1	-25.0	16.4	Vertical	PK	150	107	PASS
5	2591.5183	-39.48	11.5	-	-	Vertical	PK	150	107	NA
6	2714.3429	-38.26	13.1	-25.0	13.3	Vertical	PK	150	5	PASS
7	5183.037	-50.95	5.0	-25.0	26.0	Vertical	PK	150	311	PASS
8	17264.0395	-38.56	30.5	-25.0	13.6	Vertical	PK	150	225	PASS

DC_66A_n41 528000 100MHz DFT-S-OFDM QPSK RB Size-1 RB Offset-1 SCS 30kHz 30M-18G V

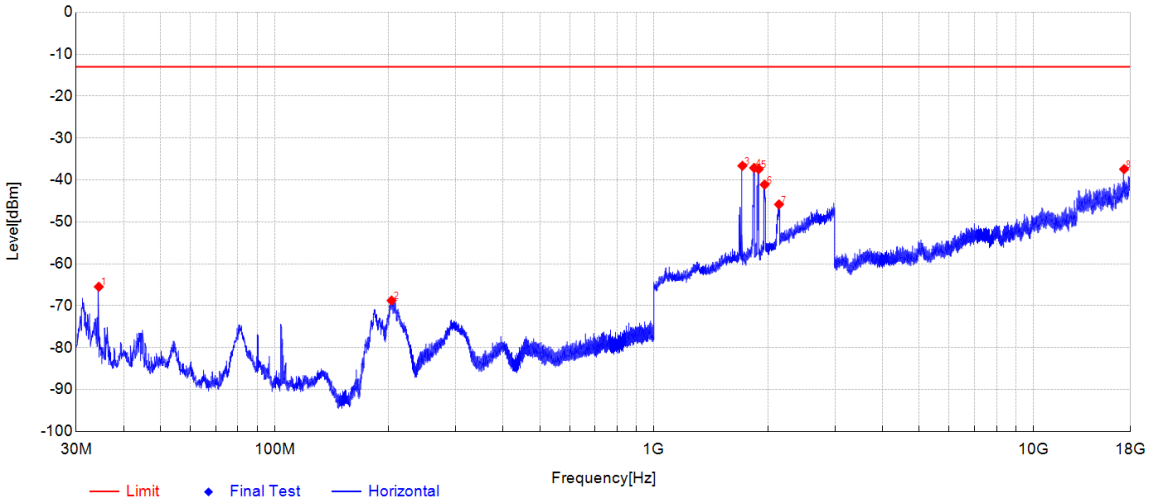

NO.	Frequency [MHz]	Level [dBm]	Factor [dB]	Limit [dBm]	Margin [dB]	Polarity	Detector	Height [cm]	Angle [°]	Verdict
1	34.4137	-65.48	-15.2	-13.0	52.5	Horizontal	PK	150	355	PASS
2	203.4447	-68.76	-17.3	-13.0	55.8	Horizontal	PK	150	208	PASS
3	1710.5421	-36.61	2.3	-	-	Horizontal	PK	150	234	NA
4	1836.9674	-37.11	4.2	-	-	Horizontal	PK	150	110	NA
5	1888.1776	-37.41	5.0	-	-	Horizontal	PK	150	87	NA
6	1957.3915	-41.10	4.5	-	-	Horizontal	PK	150	110	NA
7	2135.8272	-45.82	5.8	-	-	Horizontal	PK	150	47	NA
8	17350.2922	-37.41	30.5	-13.0	24.4	Horizontal	PK	150	79	PASS

DC_2A_n66 346000 40MHz DFT-S-OFDM QPSK RB Size-1 RB Offset-1 SCS 15kHz 30M-18G H

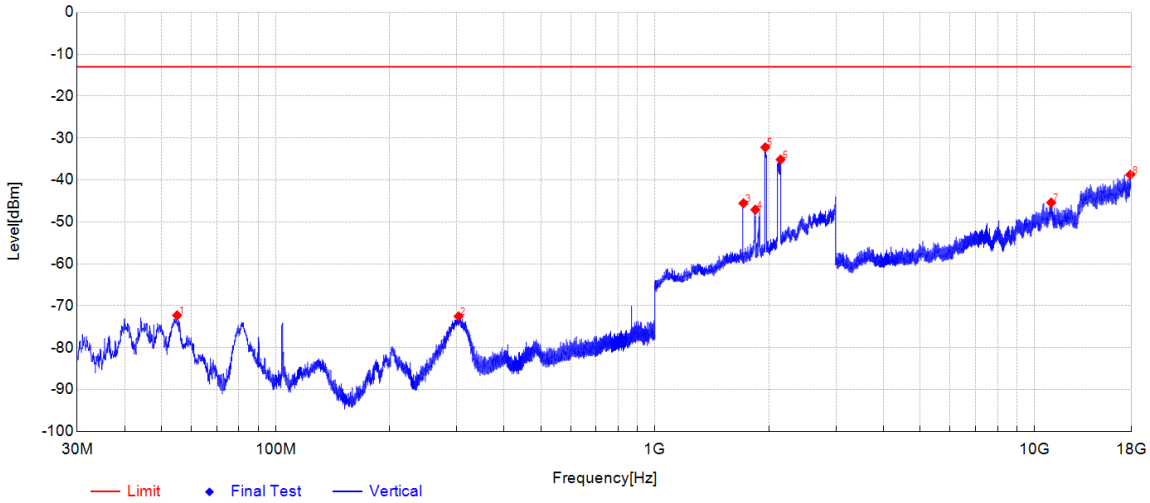

NO.	Frequency [MHz]	Level [dBm]	Factor [dB]	Limit [dBm]	Margin [dB]	Polarity	Detector	Height [cm]	Angle [°]	Verdict
1	55.0273	-72.29	-17.0	-13.0	59.3	Vertical	PK	150	355	PASS
2	303.6507	-72.52	-16.2	-13.0	59.5	Vertical	PK	150	290	PASS
3	1710.5421	-45.55	2.4	-	-	Vertical	PK	150	313	NA
4	1838.9678	-47.09	4.6	-	-	Vertical	PK	150	28	NA
5	1954.1908	-32.20	4.0	-	-	Vertical	PK	150	88	NA
6	2144.2288	-35.13	5.6	-	-	Vertical	PK	150	151	NA
7	11078.2212	-45.38	22.3	-13.0	32.4	Vertical	PK	150	162	PASS
8	17897.3405	-38.73	30.9	-13.0	25.7	Vertical	PK	150	162	PASS

DC_2A_n66 346000 40MHz DFT-S-OFDM QPSK RB Size-1 RB Offset-1 SCS 15kHz 30M-18G V