车载蓝牙接收器

型号：GR03

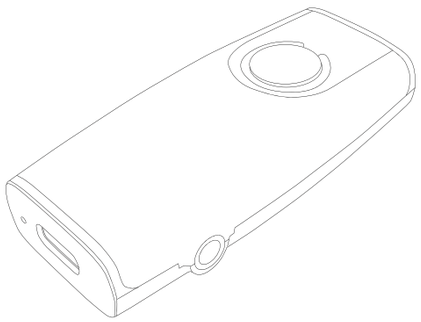

产品功能按键说明

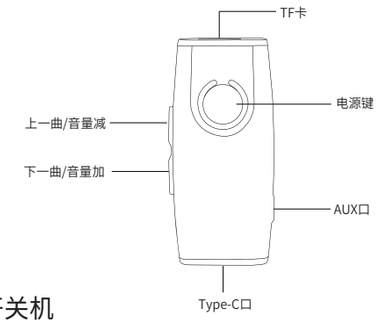

开关机

开机	长按
关机	长按

配对操作

开机后，打开手机蓝牙，搜索配对名“GR03”，点击配对并连接，连接成功后有提示音且氛围灯变成常亮。

一拖二功能

如果有A、B两部手机，需要同时连接产品，操作如下： 打开A手机蓝牙，按配对操作步骤正常连接，连接成功后，关闭A手机蓝牙；再打开B手机蓝牙，也按照配对操作步骤再次连接产品，连接成功后，把产品关机，确保A、B手机的蓝牙均已打开后，重新开机，此时产品会同时连接A、B两部手机。

音乐播放

蓝牙连接成功后，请将音频配线或者音频插针一端插入接收器的3.5mm音频口，另一端连接输出设备，即可使用接收器进行听歌或者通话。

播放/暂停	短按
上一曲	短按 −
下一曲	短按 +
音量减	长按 −
音量加	长按 +
切换TF卡/蓝牙	三击 切换为蓝牙音频时，需短按 播放

通话

接听/挂断	单击
来电拒接	长按
末号重拨	双击

跑马氛围灯

本设备自带彩色氛围灯功能，在音乐播放以及充电等不同状态时会有不同的灯光效果。

氛围灯状态

等待连接	氛围灯跑马式点亮
蓝牙连接成功	彩色灯常亮
音乐播放	氛围灯呼吸式慢闪
音乐暂停	氛围灯常亮
关机	氛围灯闪烁，并且熄灭
开机	氛围灯闪烁一下，呈跑马式点亮

规格：

蓝牙版本：5.3
频率范围：2.4GHz
输出功率类别：Class2
蓝牙模式：HFP/HSPIA2DPIAVRCP
蓝牙范围：10米
电池：250mAh
工作电流：15~30mA充电
电压：直流5.0V
充电电流：140mA

Bluetooth Receiver

Model: GR03

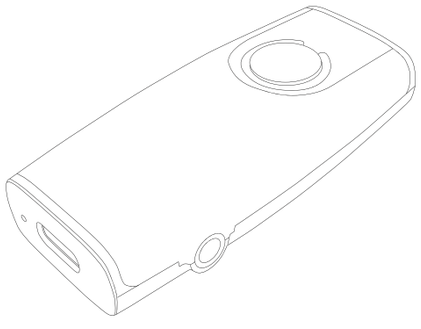

Product Diagram:

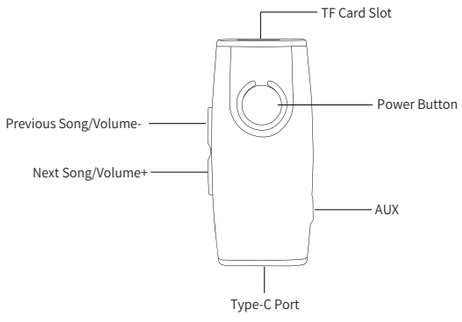

Power on/off

Power on	Long press
Power off	Long press

Pairing

Power on the device, turn on your mobile phone BT and search for the pairing name “GR03” to paired them. After the connection is successfully, there is a prompt tone, and the atmosphere light keeps on.

Connect to two mobile phones

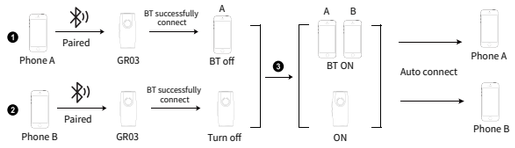

Play Music

After BT connection, Please insert one end of the audio cable or pin into the audio port of the BT receiver, and connect the other end to the output device to listen to songs or talk with the receiver.

Play/Pause	Short press
Previous song	Short press −
Next song	Short press +
Volume -	Long press −
Volume +	Long press +
Switch TF card/ BT audio source	Click three times to switch to Bluetooth audio mode, need to short press to play.

Make Phone Call

Answer/Hang up the call	Click
Reject phone call	Long press
Redial the last phone call no	Double click

This device with colorful atmosphere light. There are different lighting effects in different states such as music playing and charging.

The atmosphere light status

Waiting for pairing	Atmosphere light flashes from left to right
Bluetooth connect successfully	Colorful light keeps on
Playing music	Atmosphere light in breathing mode flashes slowly
Pause music	Atmosphere light keeps on
Power off	Atmosphere light flashes then turns off
Power on	Atmosphere light flashes once then flashing from left to right

Specifications:

BT Version: 5.3
Frequency Range: 2.4GHz
Output Power Category: Class2
Bluetooth Mode: HFP/HSPIA2DPIAVRCP
Bluetooth Range: up to 10m
Battery: 250mAh
Working Current: 15~30mA
Charge Voltage: DC 5.0V
Charge Current: 140mA

This device complies with Part 15 of the FCC Rules. Operation is subject to the following two conditions: (1) this device may not cause harmful interference, and (2) this device must accept any interference received, including interference that may cause undesired operation

NOTE: This equipment has been tested and found to comply with the limits for a Class B digital device, pursuant to Part 15 of the FCC Rules. These limits are designed to provide reasonable protection against harmful interference in a residential installation. This equipment generates, uses and can radiate radio frequency energy and, if not installed and used in accordance with the instructions, may cause harmful interference to radio communications. However, there is no guarantee that interference will not occur in a particular installation.
If this equipment does cause harmful interference to radio or television reception, which can be determined by turning the equipment off and on, the user is encouraged to try to correct the interference by one or more of the following measures:
-- Reorient or relocate the receiving antenna.
-- Increase the separation between the equipment and receiver.
-- Connect the equipment into an outlet on a circuit different from that to which the receiver is connected.
-- Consult the dealer or an experienced radio/TV technician for help.

Warning: changes or modifications not expressly approved by the party responsible for compliance could void the user's authority to operate the equipment

The devices has been evaluated to meet general RF exposure requirement， the device can be used in portable exposure condition without restriction